

便携式智能一体机（简称一体机）-用户指南

Ai Dual Camera Device (Referred to as All-in-One Machine) - User Guide

- 直播间搭建、一体机使用说明、直播参数设置等基础内容说明
- Explanation of basic content such as live streaming room construction, all-in-one machine usage instructions, live streaming parameter settings, etc



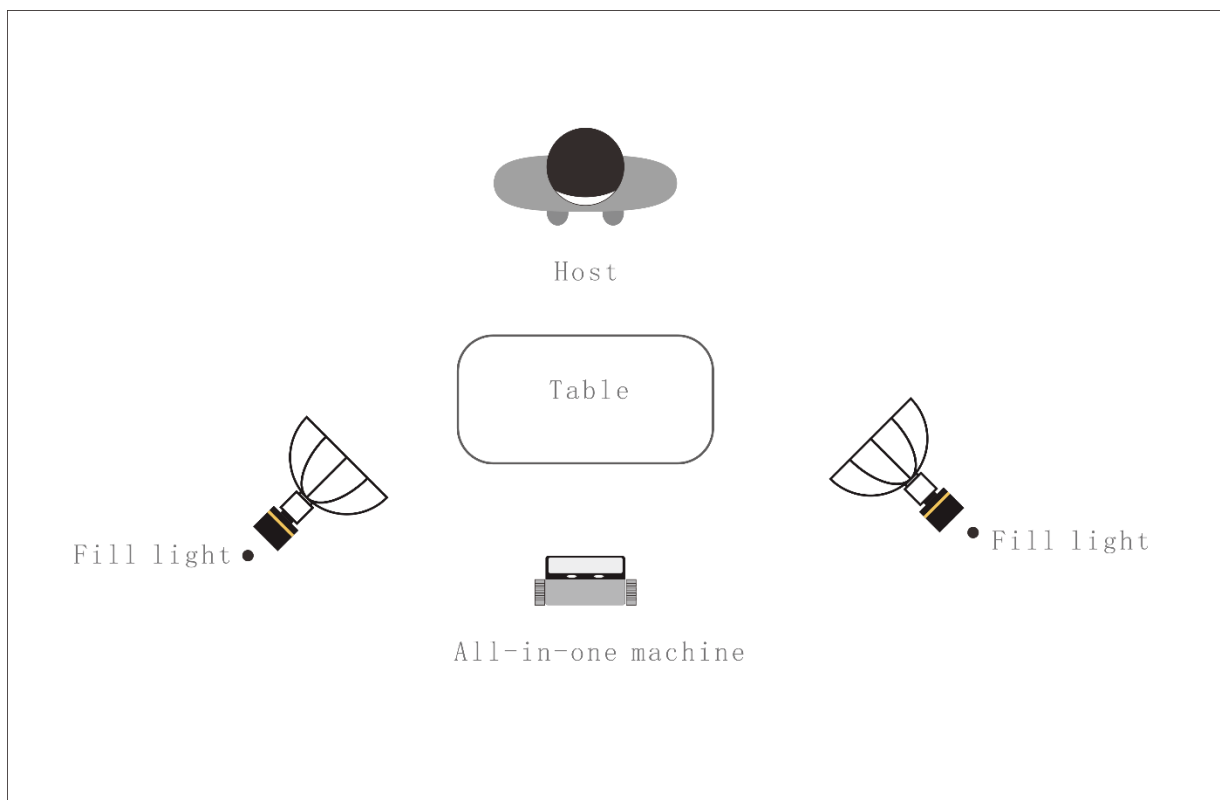
- 本手册及其内容仅用于操作和使用本产品，不得用作其他用途。
- This manual and its contents are only for the operation and use of this product and cannot be used for any other purposes.

一、直播前准备 Preparation before live streaming

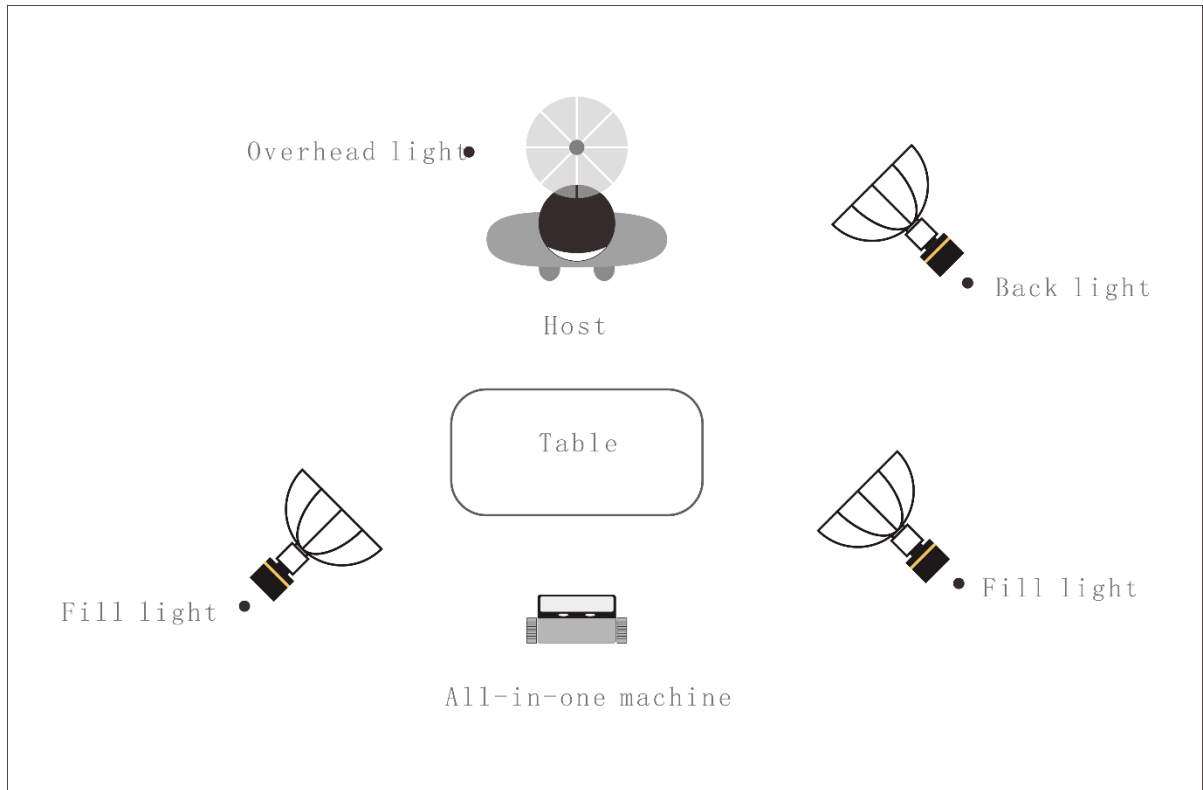
- 室内常规直播间搭建 Indoor routine live streaming room construction
- 针对室内场景下各实景电商直播的直播间解决方案，一体机处于直播间下需与各补光灯保持及把控最佳合适位置和亮度，我们调研分类，一般 2 颗补光灯和 4 颗补光灯可分别覆盖不同 面积大小的室内实景直播间搭建方案。
- For live streaming room solutions for various real-life e-commerce live streaming in indoor scenes, the all-in-one machine is located in the live streaming room and needs to be maintained and controlled for the best suitable position and brightness with each fill light. We conducted research and classification, and generally, two fill lights and four fill lights can cover different sizes of indoor real-life live streaming room construction plans.

- 2 颗补光灯直播间搭建解决方案，如下图：

- **The solution for building a live streaming room with 2 fill lights is shown in the following figure:**



- 4颗补光灯直播间搭建解决方案，如下图：
- The solution for building a live streaming room with 4 fill lights is shown in the following figure:



● 室内常规直播间搭建的设备说明

● **Equipment Description for Building Indoor Regular Live Streaming Rooms**

| 设备 Equipment | 规格 Specifications | 说明 Illustration | 备注 Notes |
|------------------------------------|--|---------------------------------------|---|
| 便携式智能一体机 Ai Dual Camera Device | 6.36 寸 OLED 高清显示屏/内 置 麦 克 风 和 扬 声 器 / 内 置 10020mAH 电 池 / 双 摄 / 直 播 / Vlog 便 携 式 智 能 一 体 机 6.36-inch OLED high-definition display screen/built-in microphone and speaker/built-in 10020mAH battery/dual camera/live streaming/Vlog Ai Dual Camera Device | 可定制版本 Customizable version | 标配（含机身保护膜） Standard configuration (including body protective film) |
| 数据线 Data cable | Type-C 数据线 /USB2.0/3A/1.5 米白色 Type-C data cable/USB2.0/3A/1.5 meters white | | 标配 Standard configuration |
| 说明书 Instructions | | 纸质档产品说明书 Paper Instructions | 标配 Standard configuration |
| BT 蓝牙戒指 BT Bluetooth Ring | 蓝牙切换戒指 Bluetooth switching ring | 相机模式切换 Camera mode switching | 选配 Optional |
| 相机三脚架 Camera tripod | 三脚架可伸缩高度 160左右 The tripod has a stretchable height of about 160cm | 固定一体机 Fixed the all-in-one machine | 选配 Optional |
| 直播补光灯 Live broadcast fill light | 专业直播补光灯 Professional live streaming fill light | 含三脚架 Including tripod | 选配 Optional |
| | 灯罩 Shade | | |
| | 顶灯 Overhead light | | |
| WiFi 随身带 WiFi portable | 5G WiFi 随身带设备 5G WiFi portable device | | 选配 Optional |

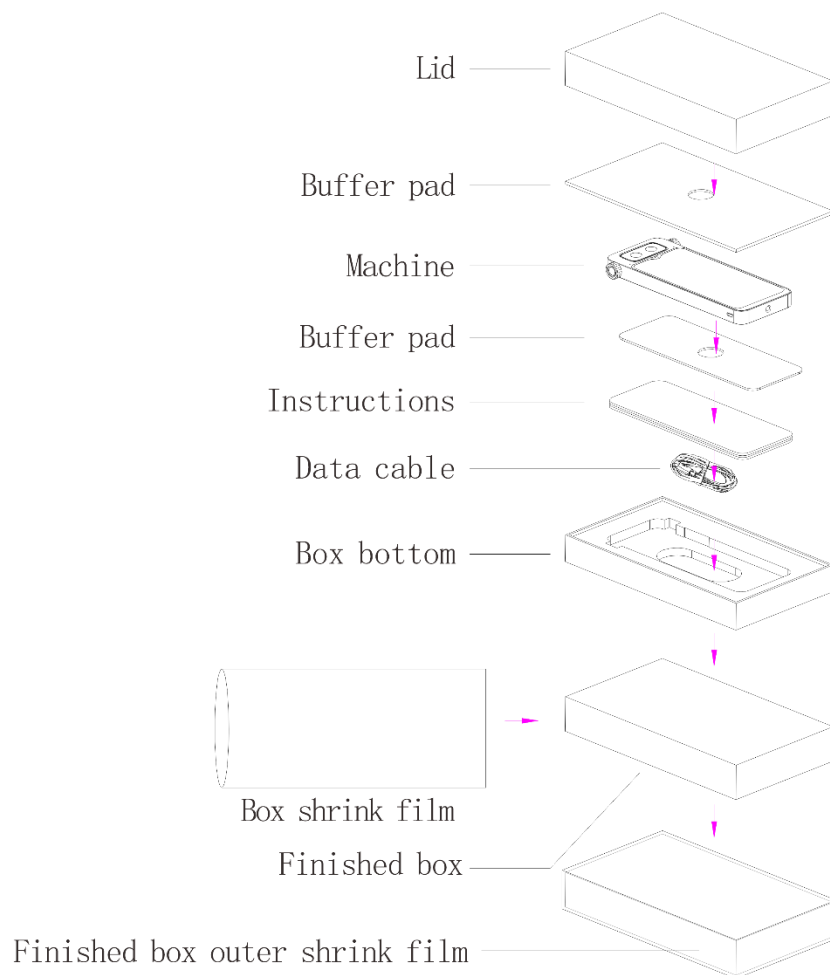
| | | | |
|---|---|----------------|----------------|
| type-c+3.5mm 声卡 转接 hub | Type-c 转接头耳机声卡直 播一号游戏充电二合一双 | 可选 Optional | 选配 Optional |
| Type-C+3.5mm sound card adapter hub | type-c 转换器手机连麦 Type-C adapter, headphone, sound card, live streaming, game charging, 2-in-1, dual Type-C converter, and microphone connection | | |

- * 以上标配产品为标准出货设备，选配产品均为第三方适配设备，涉及各项功能及规格等均为参考建议，请根据实际直播需求选择设备或增加设备等。
- * The above standard configuration products are standard shipping equipment, and the optional products are all third-party adaptive devices. The various functions and specifications involved are reference suggestions. Please choose devices or add devices according to actual live streaming needs.

二、一体机使用说明

Instructions for using the all-in-one machine

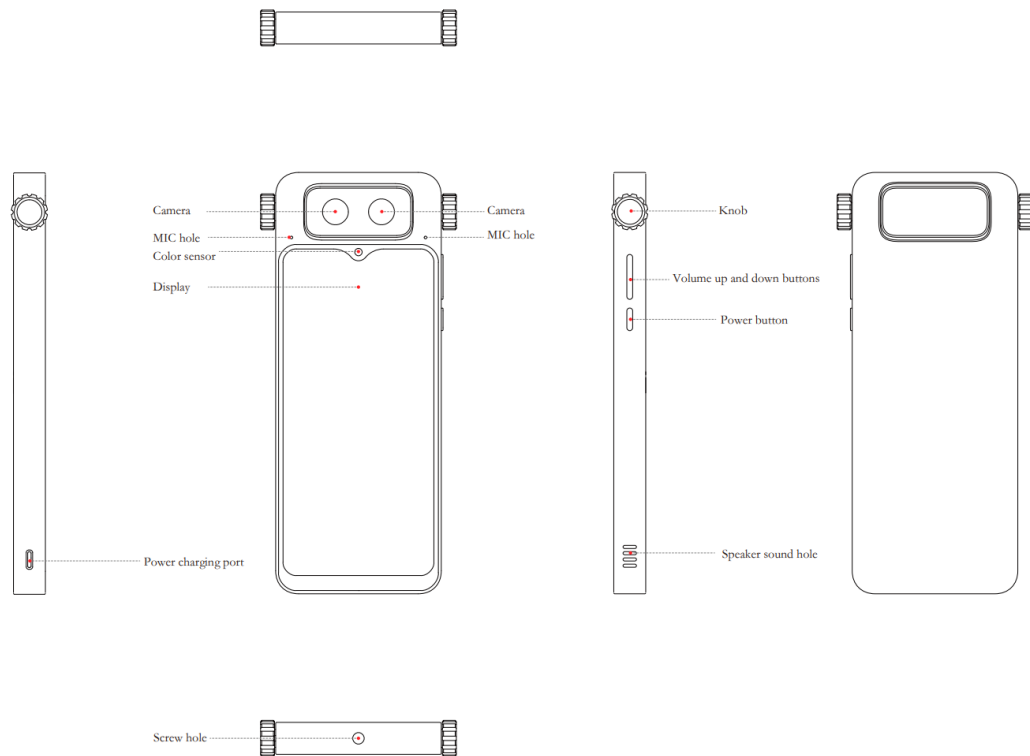
- 开箱清单（塑封袋全封包装盒）
- **Unpacking list (plastic sealed bags with fully sealed packaging Box)**



- 开机即开播，操作简单，手机操作逻辑

- **Start broadcasting immediately upon startup, simple operation, and logical phone operation**

- 长按“电源按键”进行开/关机，首次开机后请配置有效的无线连接，WiFi 连接成功后即可进入一体机正常直播使用状态。
- Hold the "power button" to turn on/off the device. After the first power on, please configure a valid wireless connection. Once the WiFi connection is successful, the all-in-one machine can enter normal live streaming usage.



- 一体机与配件产品的连接说明

- **Connection instructions for all-in-one machine and accessory products**

- 1、一体机开机后，可与 BT 蓝牙戒指配件进行蓝牙连接，连接成功后，蓝牙戒指可正常远程控制一体机，最佳方便了一体机直播过程中的相关功能操作的便捷性。
- After the all-in-one machine is turned on, it can be connected to the BT Bluetooth ring accessory via Bluetooth. After a successful connection, the Bluetooth ring can remotely control the all-in-one machine, providing the best convenience for the operation of related functions during the live streaming process of the all-in-one machine.

- 2、在无 WiFi 环境下，一体机开机后，可与 WiFi 随身带配件产品进行 WiFi 无线连接，保障了在没有无线网络的室内、外环境下可正常最佳使用一体机直播。
- In a WiFi free environment, after the all-in-one machine is turned on, it can be wirelessly connected to the WiFi portable accessory products, ensuring the normal and optimal use of the all-in-one machine for live streaming in indoor and outdoor environments without wireless networks.
- 3、直播间下主播的顶灯及主、辅补光灯均可单独独立使用，尽可能使用与一体机已兼容的补光灯。
- The overhead light, main and auxiliary fill lights of the host in the live streaming room can be used independently. Try to use fill lights that are compatible with the all-in-one machine as much as possible.
- 4、一体机的充电线材请使用出厂标配的数据充电线。
- Please use the factory standard data cable for the all-in-one machine's charging cable.

三、一体机直播参数设置

Live streaming parameter settings for all-in-one machines

一体机开播前可提前对直播效果的一些参数设置，相关所有参数设置主要通过一体机的自研的“直播助手”应用来完成。

Before the all-in-one machine starts broadcasting, some parameters of the live streaming effect can be set in advance. All related parameter settings are mainly completed through the self-developed "Live Assistant" application of the all-in-one machine.



- “直播助手”应用主页

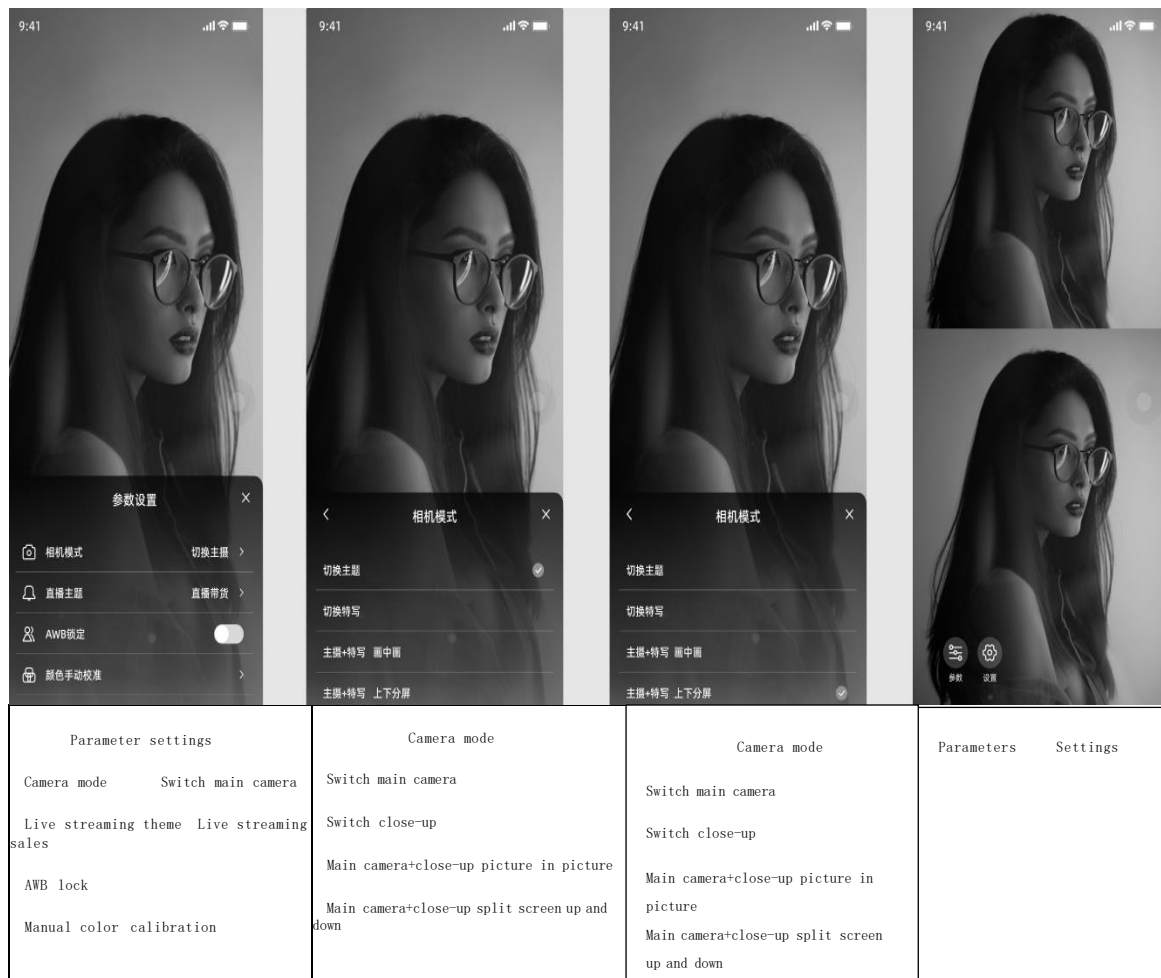
- “Live Assistant”application homepage

- 主页下可对直播前或直播进行时的相机影像模式、直播主题、直播各状态等常规设置。
- In the homepage, you can set the camera image mode, live streaming theme, and various states of the live streaming before or during the live streaming.

-
-
-
-



- 参数下4种相机输出模式（主摄模式、特写模式、画中画模式、上下分屏模式）是直播过程中常用设置，更是一体机的独特特性。
- The four camera output modes under the parameters (main camera mode, close-up mode, picture in picture mode, and up and down split screen mode) are commonly used settings during live streaming and are unique features of all-in-one cameras.





Camera mode

Switch main camera

Switch close-up

Main camera+close-up picture in picture

Main camera+close-up split screen up and down

Parameters Settings

Parameters Settings

Parameters Settings




- 主播直播过程中，也可通过单按蓝牙戒指（配件产品）来操作实现相机的几种模式的灵活切换。
- During the live streaming, the host can also flexibly switch between several camera modes by simply pressing the Bluetooth ring (accessory product).
- 智能白平衡锁定开启和颜色手动校准设置，智能白平衡用于自动调整图像颜色温度以 适应在不同的直播开播环境下恢复图像的正常颜色，颜色手动校准可将摄像头对准纯 白纸（专业灰卡更佳）即可完成手动校准
- **The intelligent white balance lock is enabled and the color is manually calibrated. The intelligent white balance is used to automatically adjust the color temperature of the image to adapt to restoring the normal color of the image in different live streaming environments. Manual color calibration can align the camera with pure white paper (professional gray cards are better) to complete manual calibration**



| Parameter Settings | |
|--------------------------|----------------------|
| Camera mode | Switch main camera |
| Live streaming theme | Live streaming sales |
| AWB lock | |
| Manual color calibration | |



| Manual color calibration |
|---|
| Using color calibration will automatically clear the adjusted AWB parameters, and after successful calibration, the "AWB lock" function will be automatically turned on |
| Confirm and start calibration |



Manual color calibration

The host is being calibrated. Please hold a gray card located in the central area of the screen

Calibration

Color has been calibrated

AIWB lock function has been activated

Manual color calibration

Color manual calibration completed

Calibration

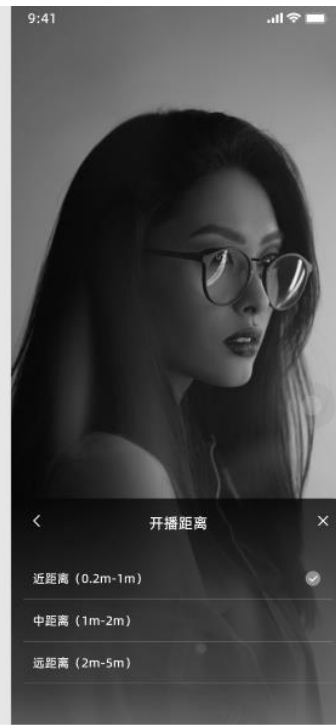
- 直播主题即用户可根据主播直播的风格来定义选择。
- **The live streaming theme allows users to define and choose based on the style of the host's live streaming.**



| Live streaming theme | Live streaming theme |
|---------------------------|-----------------------|
| Live streaming with sales | Game live streaming |
| Game live streaming | Life records |
| Life records | Beauty tutorial |
| Beauty tutorial | Fitness guidance |
| Fitness guidance | Animal pets |
| Animal pets | Handicraft production |

- “直播助手”下的设置菜单内容，其中设置下可根据主播开播全身播需求或半身播需求来选择一体机相机与主播的距离，一体机主摄和特写相机都能满足主播不同风格需求。
- **The settings menu under “Live Assistant” allows you to select the distance between the all-in-one camera and the host based on the host's full body or half body broadcast needs. Both the all-in-one camera and close-up camera can meet the host's different style needs.**

- 直播优先模式，开启后一体机后台的所有应用都将会自动清空，优先级最高为直播进行保驾护航。
- **Live streaming priority mode: After being enabled, all applications in the backstage of the all-in-one machine will be automatically cleared, with the highest priority being to provide protection during live streaming.**
- 直播勿扰模式，开启后一体机上界面的所有其他弹窗信息都不再提示及显示，最佳保障了直播进行时。
- **Live streaming undisturbed mode: After being enabled, all other pop-up information on the interface of the all-in-one machine will no longer be prompted or displayed, ensuring the best guarantee for live streaming.**
- 一体机直播屏幕常亮开启，时刻为主播直播进行时高清高亮显示直播效果。
- **The live streaming screen of the all-in-one machine is always on, constantly displaying the live streaming effect in high-definition and highlighting for the host during the live streaming.**



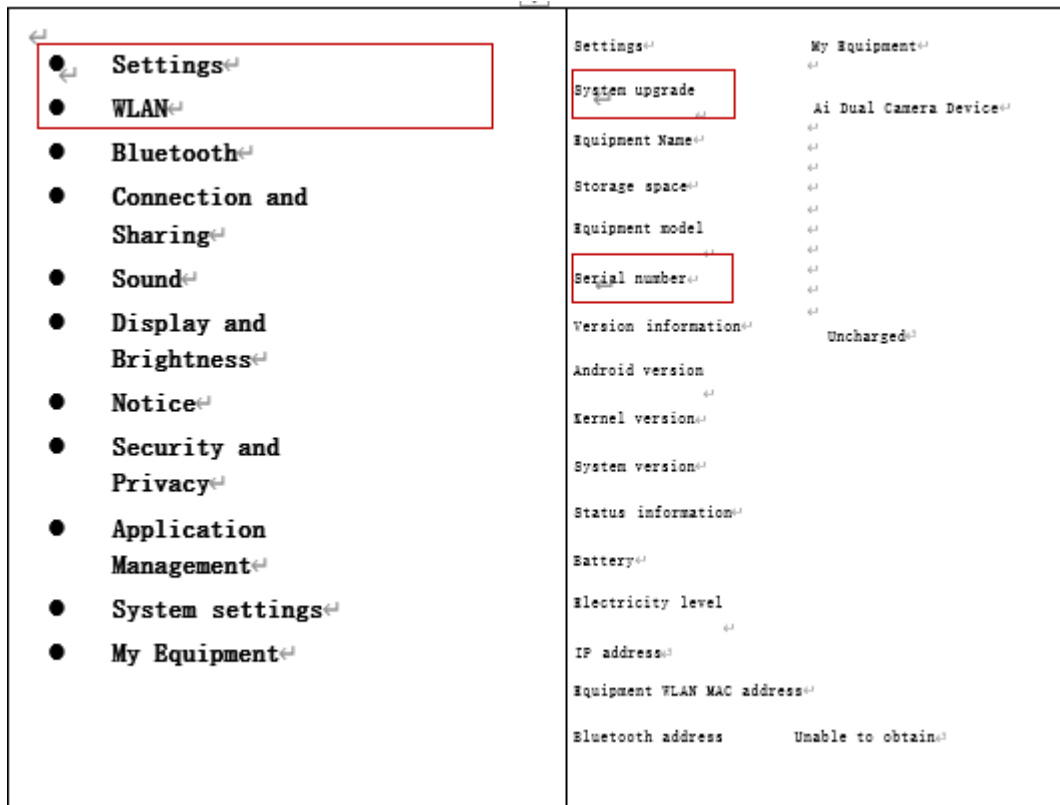
| Parameters | Settings | | |
|------------|----------|---|-------------------------|
| | | Live streaming settings | Live streaming distance |
| | | Camera mode Close range(0.2m-1m) | Close range(0.2m-1m) |
| | | Live streaming scene Not set | Medium distance(1m-2m) |
| | | Live streaming Priority | Long distance (2m-5m) |
| | | After opening, other software will be closed | |
| | | Live screen always on | |
| | | Live streaming without disturbance | |
| | | After opening, notifications will not be prompted when opening the live assistant | |

四、一体机系统常规设置

General settings of the all-in-one machine system

- 无线WiFi及蓝芽的连接;
- **Wireless WiFi and Bluetooth connection;**
- 一体机软件版本系统升级;
- **All-in-one machine software version system upgrade;**
- 系列号及系统版本号查询;
- **Series number and system version number inquiry;**
- 语音、声音、显示、安全隐私等设置;
- **Settings for voice, sound, display, security and privacy;**





五、安全信息和保修卡

Security information and warranty card

安全信息 Security information

在使用设备前，请仔细阅读并遵守以下事项，以确保设备能性能最佳，并避免出现危险或非法情况。

Before using the equipment, please carefully read and follow the following instructions to ensure optimal performance and avoid dangerous or illegal situations.

1、操作环境 Operating environment

- 设备可支持室内、室外使用，请在环境温度 0℃~ 35℃、环境湿度 5%~ 95% 范围内使用本设备
- The equipment can support indoor and outdoor use. Please use this equipment in an ambient temperature range of 0 °C to 35 °C and an ambient humidity range of 5% to 95%.
- 设备内置电池，电池储存温度保持在-20℃~ 45℃，充电温度保持在 0℃~ 45℃。
- The equipment is equipped with a built-in battery, which maintains a storage temperature of -20 °C to 45 °C and a charging temperature of 0 °C to 45 °C.
- 请勿将设备靠近裸露的火源，电暖器、微波炉、烤箱、炉火或其他可能产生高温的地方。
- Do not place the equipment near exposed sources of fire, electric heaters, microwaves, ovens, stoves, or other places that may generate high temperatures.

2、配件要求 Accessories requirements

- 选配的配件产品均为第三方可适配设备，涉及各项功能及规格等均为参考建议，请根据实际需求选择需要。
- The optional accessory products are all third-party adaptable devices, and the various functions and specifications involved are reference suggestions. Please choose according to actual needs.

- 本产品不标配电源适配器，若使用电源适配器则应购买配套获得CCC认证并满足标准要求的电源适配器。
- This product does not equipped with a power adapter. If using a power adapter, you should purchase a matching power adapter that has obtained CCC certification and meets standard requirements.

3、电池安全 Battery safety

- 本产品内置锂电池组件，请勿自行拆卸、更换电池组件，以免损坏电池和设备；
- This product comes with built-in lithium battery components. Please do not disassemble or replace the battery components yourself to avoid damaging the battery and equipment;
- 如果设备在正常使用、充电或保存过程中 有发现电池漏液等异常现象，请停止使用设备。
- If any abnormal phenomena such as battery leakage are found during normal use, charging, or storage of the equipment, please stop using the equipment.
- 请勿对设备电池部分穿刺，避免让电池组件遭受外部大的压力，从而导致电池内部短路和过热。
- Do not puncture the battery part of the equipment to avoid subjecting the battery components to external pressure, which may cause internal short circuits and overheating of the battery.
- 设备内置锂电池，请按当地规定处理设备内的电池，不可将设备直接作为生活垃圾处理，因为若电池处置不当可能会导致电池爆炸。
- The equipment is equipped with lithium batteries. Please dispose of the batteries in the equipment according to local regulations and do not dispose of the equipment directly as household waste, as improper disposal of the batteries may lead to battery explosions.

4、维护与保养 Maintenance

- 请保持设备干燥不潮湿，请勿使用微波炉或吹风机等外部加热设备对其进行干燥处理。
- Please keep the equipment dry and not damp. Do not use external heating devices such as microwaves or hair dryers to dry it.
- 请勿将设备处于高温高冷环境下，否则可能导致设备故障、着火或爆炸。
- Do not expose the equipment to high temperature and cold environments, as this may cause equipment malfunction, fire, or explosion.
- 请勿使设备受到强烈的冲击，以免损坏设备，导致设备故障。
- Please do not subject the equipment to strong impacts to avoid damaging it and causing equipment malfunction.
- 请勿使用强烈性化学制品、或强洗涤剂清洁设备，请使用干燥的软布擦拭设备。
- Do not use strong chemicals or strong detergents to clean the equipment. Please use a dry soft cloth to wipe the equipment.
- 请勿擅自拆卸或改装设备及配件，否则该设备将不在本公司保修范围之内，设备发生 故障时请联系制造商。
- Do not disassemble or modify equipment and accessories without authorization, otherwise the equipment will not be covered by our company's warranty. If the equipment malfunctions, please contact the manufacturer.

保修卡 Warranty card

保 修 卡 Warranty card

尊敬的用户，本保修卡是您将来申请保修的凭证，请您配合销售商填写并妥善保管备用！

Dear user, this warranty card is your proof of future warranty application. Please cooperate with the seller to fill it out and keep it safe for future use!

| | | | | |
|--------------------------------|-----------------------|--|--|--|
| 用户信息 User information | 用户姓名 User Name | | 电子邮件 E-mail | |
| | 通信地址 Mail address | | | |
| | 联系电话 Telephone | | 邮政编码 Postal Code | |
| 产品信息 Product information | 产品名称 Product name | | 产品条码/SN 系 列号 Product barcode/SN series number | |
| | 产品型号 Model | | | |
| | 产品颜色 Product Color | | | |
| 销售商信息 Seller Information | 名称 Name | | | |
| | 地址 Address | | | |
| | 联系电话 Telephone | | 邮政编码 Postal Code | |
| | 销售日期 Sale date | | 发票号码 Invoice number | |
| 记录 Record | | | | |
| 备注 Notes | | | | |

注：（1）此表应由销售商盖章确认；

（2）对于可适用相关“三包”规定的产品，本保修卡等同于“三包凭证”；

（3）维修记录以授权服务机构维修凭证为准，申请服务后，请妥善保管；

Notes: (1) This form should be confirmed with the seller's seal;

(2) For products that are eligible for relevant "three guarantees" regulations, this warranty card is equivalent to a "three guarantee certificate";

(3) The repair records are based on the authorized service organization's repair certificate. After applying for service, please keep them properly;

六、FCC Statement

Ai dual camera device has been tested and found to comply with the limits for a Class B digital device, pursuant to part 15 of the FCC Rules. These limits are designed to provide reasonable protection against harmful interference in a residential installation. This equipment generates, uses and can radiate radio frequency energy and, if not installed and used in accordance with the instructions, may cause harmful interference to radio communications. However, there is no guarantee that interference will not occur in a particular installation. If this equipment does cause harmful interference to radio or television reception, which can be determined by turning the equipment off and on, the user is encouraged to try to correct the interference by one or more of the following measures:

- Reorient or relocate the receiving antenna.
- Increase the separation between the equipment and receiver.
- Connect the equipment into an outlet on a circuit different from that to which the receiver is connected.
- Consult the dealer or an experienced radio/TV technician for help.

Caution: Any changes or modifications to this device not explicitly approved by manufacturer could void your authority to operate this equipment.

This device complies with part 15 of the FCC Rules. Operation is subject to the following two conditions:

This device may not cause harmful interference, and (2) this device must accept any interference received, including interference that may cause undesired operation.

Specific Absorption Rate (SAR) information:

Ai dual camera device meets the government's requirements for exposure to radio waves. The guidelines are based on standards that were developed by independent scientific organizations through periodic and thorough evaluation of scientific studies. The standards include a substantial safety margin designed to assure the safety of all persons regardless of age or health. FCC RF Exposure Information and Statement the SAR limit of USA (FCC) is 1.6 W/kg averaged over one gram of tissue. Device types: Ai dual camera device has also been tested against this SAR limit.

This device was tested for typical body-worn operations with the back of the Ai dual camera device kept 5mm from the body. To maintain compliance with FCC RF exposure requirements, use accessories that maintain an 5mm separation distance between the user's body and the back of the Ai dual camera device . The use of belt clips, holsters and similar accessories should not contain metallic components in its assembly. The use of accessories that do not satisfy these requirements may not comply with FCC RF exposure requirements, and should be avoided.