

情景夜灯

蓝牙mesh

使用说明书



产品介绍：

情景夜灯是一款采用双模WiFi加蓝牙通信协议控制的小夜灯。可实现远程控制、定时控制等功能，无需网关可直接连上WiFi。

基本参数：

工作电压:AC110~220V-50Hz/60Hz
工作功率:Max3W
使用环境:温度0℃~40℃、相对湿度小于90%
通信协议:WiFi+蓝牙

使用说明：

1、在各大应用商店下载易微联APP或扫描下面的二维码进行下载
易微联二维码

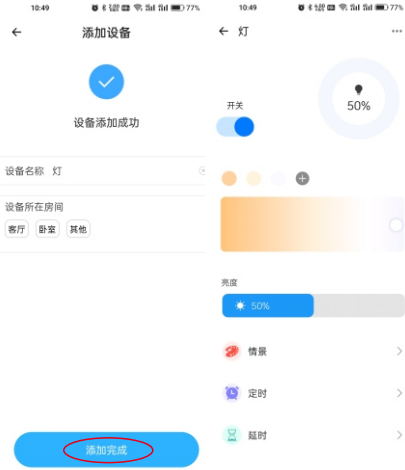


扫码下载“易微联”APP

2、安装完易微联后注册登录账号

3、添加设备

通电的情况下长按夜灯上的按键5秒夜灯会进入呼吸状态这时候就可以打开手机蓝牙打开易微联APP进行配网。



在主页点击右上角的+号-->添加设备-->其他添加方式-->蓝牙配网-->确认指示灯是否在闪烁然后点击下一步-->点击扫描到的设备-->输入WiFi密码
进行连接-->添加完成选择房间。

按键使用说明

短按切换场景灯光来回切换、长按1.5秒关灯。长按5秒进入配网模式。

Scene Night Light

Bluetooth mesh operation instructions



Product Introduction:

The scene night light is a small night light controlled by dual mode WiFi and Bluetooth communication protocol. RealizableRemote control, timing control, and other functions allow for direct connection to WiFi without the need for a gateway.

Basic parameters:

Working voltage: AC110~220V-50Hz/60Hz
Working power: Max3W
Operating environment: temperature 0℃~40℃, relative humidity less than 90%
Communication protocol: WiFi+Bluetooth

Instructions for use:

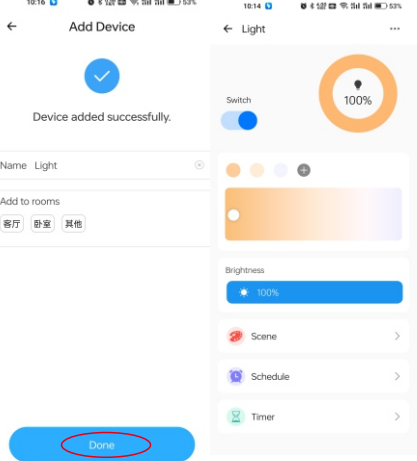
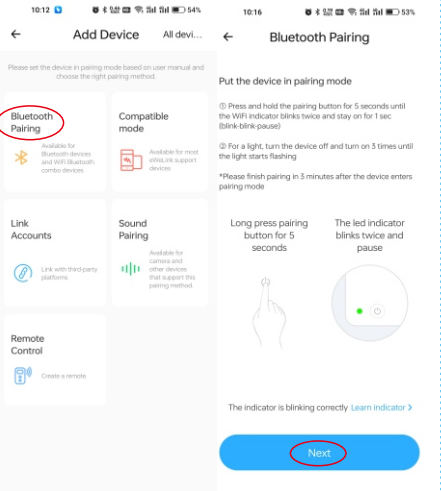
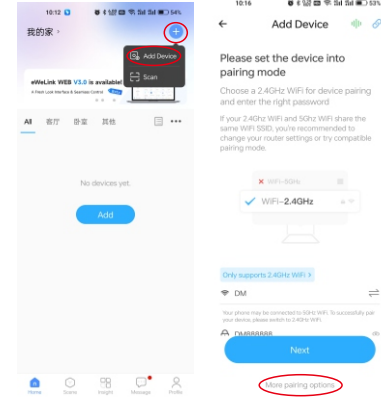
1. Download the Yiweilian app from major app stores or scan the QR code below for downloadYi Weilian QR Code



2. Install Yiweilian and register a login account

3. Add device

Press and hold the button on the night light for 5 seconds while powered on, and the night light will enter a breathing stateOpen the mobile Bluetooth and open the Easy WeChat app for network distribution.



Click on the+sign in the upper right corner of the homepage
-->Add Device-->Other Add Methods-->Bluetooth Distribution
-->Confirms the indicator light flashing and then click Next
-->click on the scanned device-->enter the WiFi passwordConnect
-->add and select the room.

Key usage instructions

Short press to switch scene lights back and forth, long press for 1.5 seconds to turn off the lights. Press and hold for 5 seconds to enter distribution mode.

FCC Information

This equipment has been tested and found to comply with the limits for a Class B digital device, pursuant to part 15 of the FCC Rules.

These limits are designed to provide reasonable protection against harmful interference in a residential installation. This equipment generates,

uses and can radiate radio frequency energy and, if not installed and used in accordance with the instructions, may cause harmful interference

to radio communications. However, there is no guarantee that interference will not occur in a particular installation. If this equipment does

cause harmful interference to radio or television reception, which can be determined by turning the equipment off and on, the user is

encouraged to try to correct the interference by one or more of the following measures:

- Reorient or relocate the receiving antenna.
- Increase the separation between the equipment and receiver.
- Connect the equipment into an outlet on a circuit different from that to which the receiver is connected.
- Consult the dealer or an experienced radio/TV technician for help.

This device complies with part 15 of the FCC Rules. Operation is subject to the following two conditions:

- (1) This device may not cause harmful interference, and
- (2) this device must accept any interference received, including interference that may cause undesired operation.

changes or modifications not expressly approved by the party responsible for compliance could void the user's authority to operate the equipment.

This equipment complies with FCC exposure limits set forth for an uncontrolled environment.

This equipment should be installed and operated with minimum distance of 20 cm between the radiator and your body.

This transmitter must not be co-located or operating in conjunction with any other antenna or transmitter.