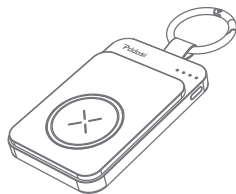
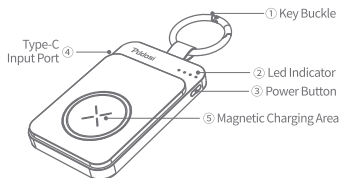


**Pddosi**

## Portable Charger for iWatch User Manual



## Product Diagram



## Product Specification

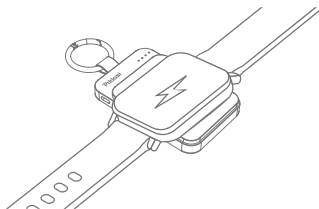
Model: IN-PWC-001  
USB-C Input: 5V 1A  
Capacity: 1500mAh (3.7V 5.55Wh)  
Wireless Charging Output: 3.3W  
Size: 2.8X1.7X0.5inch  
Compatibility: For Apple Watch Series 9/8/7/6/5/4/3/2,SE,Ultra

## Pack List:

- 1 X Portable Apple Watch Charger
- 1 X Type-C to USB-A Charging Cable
- 1 X User Manual

## How to Charge the Watch

- 1.Click the power button on the right side of the watch charger, the indicator light will be on
- 2.Place the watch on the middle magnetic panel to start charging
- 3.100% fully charge the iwatch Series within 2-5.3 hours, about 4h for Ultra

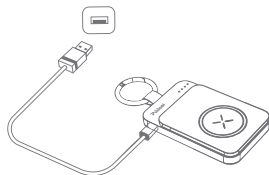


## Tips:

- 1.One click for Power on; Double-click for power off
- 2.Shut down automatically after about 30 seconds without load
- 3.Please full charge the watch charger before use in the first time
- 4.Avoid to use and place the product in extreme high or cold temperature and humid environments.

## How to Charge the Watch Charger

- 1.Use the Type-C to USB-A charging cable (included), connect the watch charger to an adapter(5V 1A) or a usb power supply (notebook Computer, wall charger, etc)
- 2.100% fully charge the charger within 2hours
- 3.It needs to be charged regularly every 4 months if it is not used for a long time to keep longer battery's life.

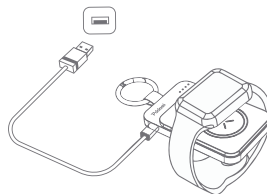


## Power Indicators Indicate the Battery Level

- 1 led indicators: 0%~40%
- 2 led indicators: 41%~60%
- 3 led indicators: 61%~80%
- 4 led indicators: 81%~100%

## Pass-through Charging

Charging the charger while the watch can be charged



## Warranty

- We offer 6 month Money-back or a new replacement if the product you receive is defective and can't be repaired
- For our VIP member, We offer 12 month Money-back or a new replacement if the product you receive is defective and can't be repaired
- If you want to be our VIP member, please offer your order number and contact us by email below.
- If there is any issue when using our product, free to contact our service email:  
**Pddosi@outlook.com**

## FCC Warning

This device complies with part 15 of the FCC Rules. Operation is subject to the following two conditions:(1) This device may not cause harmful interference, and (2) this device must accept any interference received, including interference that may cause undesired operation. Any Changes or modifications not expressly approved by the party responsible for compliance could void the user's authority to operate the equipment. This equipment has been tested and found to comply with the limits for a Class B digital device, pursuant to part 15 of the FCC Rules. These limits are designed to provide reasonable protection against harmful interference in a residential installation. This equipment generates uses and can radiate radio frequency energy and, if not installed and used in accordance with the instructions, may cause harmful interference to radio communications. However, there is no guarantee that interference will not occur in a particular installation. If this equipment does cause harmful interference to radio or television reception, which can be determined by turning the equipment off and on, the user is encouraged to try to correct the interference by one or more of the following measures:  
-Reorient or relocate the receiving antenna.  
-Increase the separation between the equipment and receiver.  
-Connect the equipment into an outlet on a circuit different from that to which the receiver is connected.  
-Consult the dealer or an experienced radio/TV technician for help.  
The device has been evaluated to meet general RF exposure requirement. The device can be used in portable exposure condition without restriction.