

Tiki[®] **BiteFighter[™]**
BRAND MOSQUITO REPELLENT ATTACHMENT
WITH MOSQUITO REPELLENT

User Guide

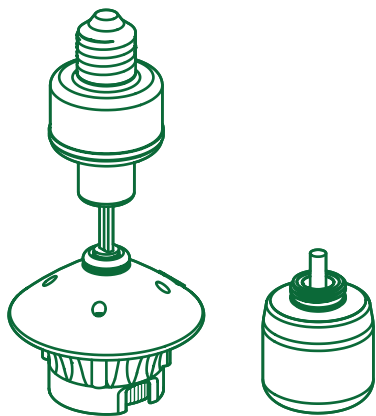


Installing your TIKI® Brand BiteFighter™ Mosquito Repellent Attachment

1 PREPARING YOUR LOCATION

Remove the repellent device and pod from the box.

Ensure your string light height is lower than 10 ft. for repellency.



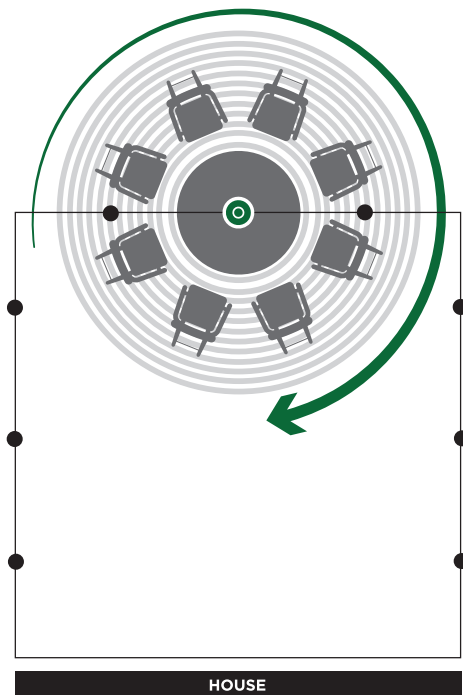
2 SETUP CONFIGURATION

● - REPELLENT DEVICE

● - EXISTING LIGHT

○ - REPELLENT ZONE

○ - PROVEN MOSQUITO PROTECTION



3 INSTALLING THE REPELLENT DEVICE

Ensure your string lights are unplugged.

Insert the repellent device (A) without the repellent pod (B) into the selected location on your set of outdoor string lights. Make sure the unit is screwed in tightly.

Do not handle with wet hands or while raining.

4 INSTALLING THE MOSQUITO REPELLENT ATTACHMENT

Unscrew the cap from the repellent pod.

Insert the pod (B) into the mosquito repellent diffuser shade (C) and turn the pod (B) until fully inserted and secure. Squeeze both notches and twist the base of the pod.

Before turning the repellent on with the remote, ensure the pod is in place.

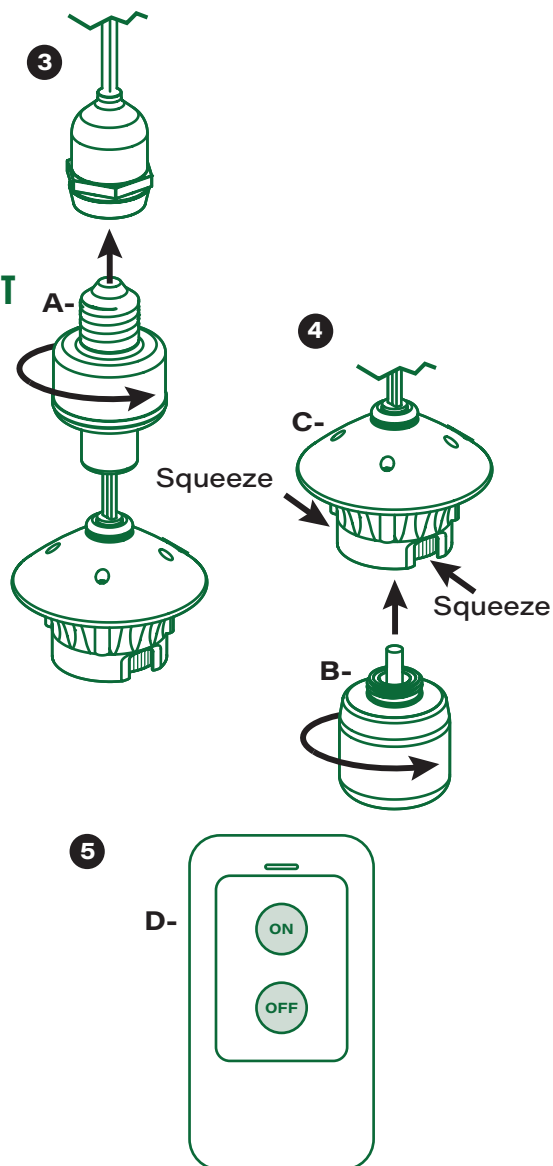
5 USING YOUR MOSQUITO REPELLENT ATTACHMENT

To activate the repellent press the ON button on the remote (D). The LED indicator on the repellent device (A) will turn green when the unit is on. Let the mosquito repellent attachment run for 15 minutes to establish protection.

To deactivate the repellent press the OFF button or unplug your string lights.

To use multiple repellent devices press the button on the remote to turn each device on/off. Repellent devices operate independently, but may be activated with the same remote.

Regularly check the fluid level in the pods. If the green fluid level indicator is at or near the bottom of a pod (B), unplug your string lights and follow step 4 to maintain continuous protection.



Troubleshooting Tips and Tricks

TIKI® BRAND BITEFIGHTER™ MOSQUITO REPELLENT ATTACHMENT

The repellent device can be used with most commercially available 120Vac powered string lights that use an E26 base. Ensure the selected string light is rated for a 6W bulb load or greater.

For best results, hang lights up to 10 ft. above the ground and let the mosquito repellent attachment run for 15 minutes to establish protection.

Regularly check and replace empty pods.

One unit provides a protection zone of 110 sq. ft. Multiple devices can be used 12 feet apart to expand area of protection.

USE RESTRICTIONS:

- Do not alter or modify in any manner.
- Do not immerse in water.

NOTICE:

Do not use the TIKI® Brand BiteFighter™ Mosquito Repellent Attachment until you have read the operating instructions and user warnings.

Risk of electric shock and fire hazard: use only with an outdoor-rated 120Vac electrical outlet.

For adult use only. This is not a toy and is not intended for use by children. Keep out of reach of children and pets.

Always use in accordance with all applicable local, state and national codes.

Do not place more than 1 unit every 12 ft. or 110 sq ft.

Follow original string lights manufacturers directions



Precautionary Statements

PRECAUCION AL CONSUMIDOR:

TO THE USER:

If you cannot read English, do not use this product until the label has been fully explained to you.

Si usted no lee inglés, no utilice este producto hasta que la etiqueta le haya sido explicada ampliamente.

CAUTION: Harmful if swallowed. Wash hands thoroughly with soap and water after handling and before eating, drinking, chewing gum, using tobacco or using the toilet.

ENVIRONMENTAL HAZARDS

Do not apply directly to water, or to areas where surface water is present or to intertidal areas below the mean high water mark. Do not contaminate water when disposing of equipment washwater or rinsate.

FIRST AID

IF SWALLOWED:

- Immediately call a poison control center or doctor.
- Do not induce vomiting unless told to do so by a poison control center or doctor.
- Do not give any liquid to the person.
- Do not give anything by mouth to an unconscious person.

HOTLINE NUMBER

Have the product container or label with you when calling a poison control center or doctor, or going for treatment.

In case of Medical emergencies or health and safety inquiries or in case of fire, leaking or damaged containers, information may be obtained by calling 1-888-740-8712.

For immediate safety and medical advice 24 hours a day and seven days a week, please contact ProPharma at 1-800-308-7141.

NOTE TO PHYSICIAN

Contains petroleum distillate – vomiting may cause aspiration pneumonia.





DIRECTIONS FOR USE

It is a violation of Federal Law to use this product in a manner inconsistent with its labeling.

STORAGE AND DISPOSAL

Do not contaminate water, food, or feed by storage and disposal of repellent unit.

PESTICIDE STORAGE:

Store in a cool, dry place. Keep container tightly closed. Store refills out of direct sunlight.

PESTICIDE DISPOSAL AND CONTAINER HANDLING:

Non-refillable bottles. Do not reuse or refill these bottles. If empty: Place in trash or offer for recycling if available. If partly filled: Use remaining product according to label directions for use or call your local solid waste agency for disposal instruction. Never place unused product down any indoor or outdoor drain.

IMPORTANT: READ BEFORE USE

Read the entire Directions for Use and Instruction Manual (including Conditions, Disclaimer of Warranties and Limitations of Liability) before using this product. If terms are not acceptable, return the product container at once. By using this product, user or buyer accepts the following conditions, disclaimer of warranties and limitations of liability.



This device complies with Part 15 of the FCC Rules. Operation is subject to the following two conditions: (1) this device may not cause harmful interference, and (2) this device must accept any interference received, including interference that may cause undesired operation.

FCC WARNING:

Any Changes or modifications not expressly approved by the party responsible for compliance could void the user's authority to operate the equipment.

NOTE:

This equipment has been tested and found to comply with the limits for a Class B digital device, pursuant to part 15 of the FCC Rules. These limits are designed to provide reasonable protection against harmful interference in a residential installation. This equipment generates uses and can radiate radio frequency energy and, if not installed and used in accordance with the instructions, may cause harmful interference to radio communications. However, there is no guarantee that interference will not occur in a particular installation. If this equipment does cause harmful interference to radio or television reception, which can be determined by turning the equipment off and on, the user is encouraged to try to correct the interference by one or more of the following measures:

- Reorient or relocate the receiving antenna.
- Increase the separation between the equipment and receiver.
- Connect the equipment into an outlet on a circuit different from that to which the receiver is connected.
- Consult the dealer or an experienced radio/TV technician for help.

The device has been evaluated to meet general RF exposure requirement. The device can be used in portable exposure condition without restriction.





WWW.TIKIBRAND.COM

Customer Service: 1-888-473-1088

4002507 REVF

©2024 Lamplight Farms Incorporated