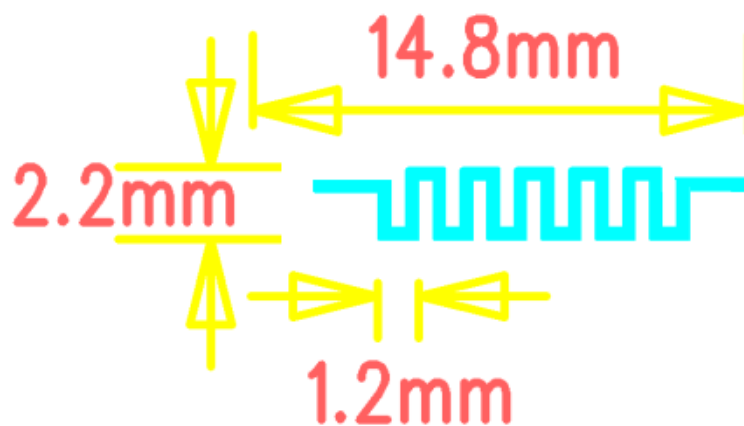


## Antenna describe

1. Antenna describe:	
Anetenna plate	PCB antenna
Make name/model name	WMIC_2021A11C10
Anetenna gain	0dBi
frequency range	2.4GHz-2.483GHz
Connector type	direct
Location of mearement (company name)	

## 2、 External view drawing:

Picture of antenna

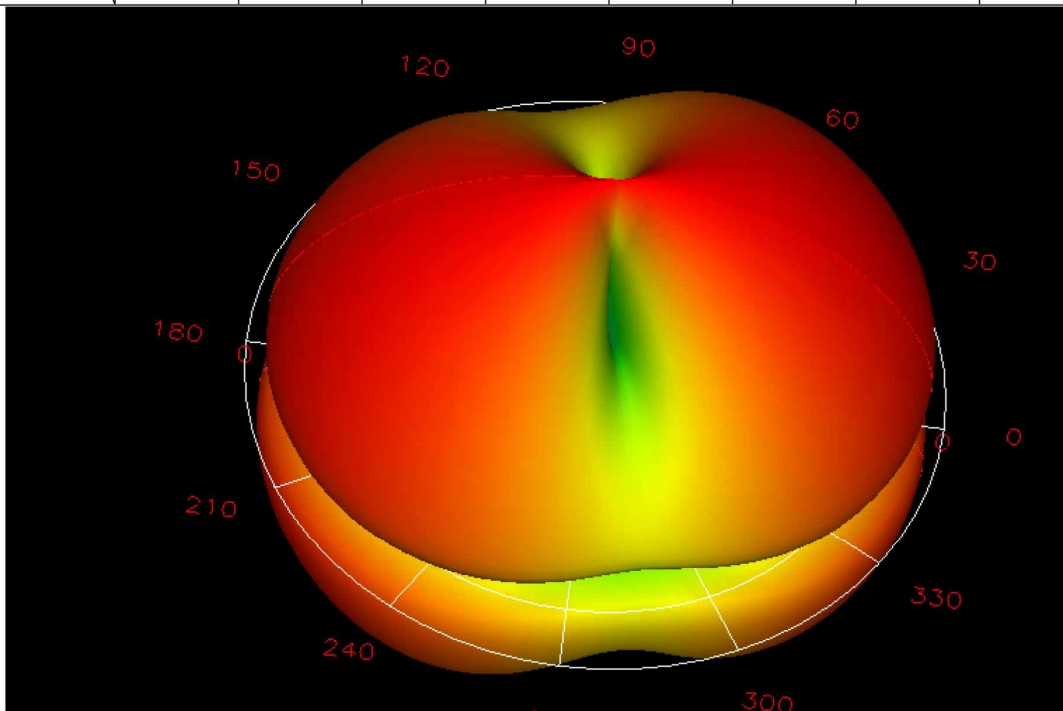


### 3. Antenna Radiation Pattern

Radiation pattern@2.402GHZ

Total Average Gain:-0.475dbi

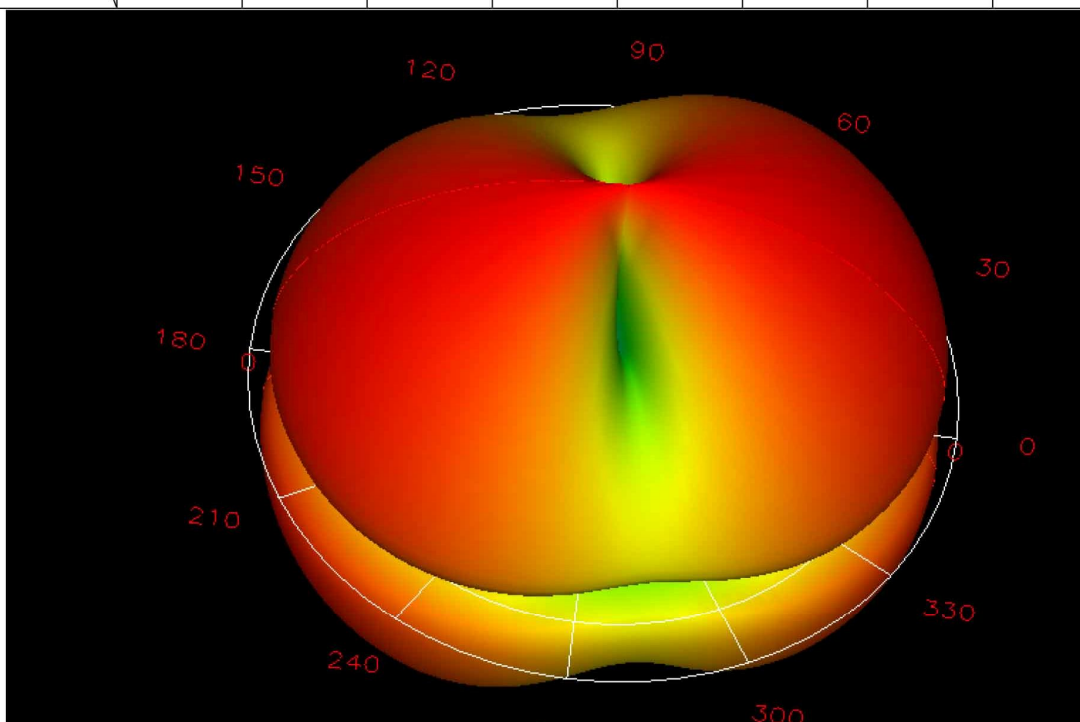
Phi	0	45	90	135	180	235	270	315
Gain	-0.1	-0.3	-0.8	-0.5	-0.2	-0.6	-0.8	-0.5



Radiation pattern@2.441GHZ

Total Average Gain:-0.275dbi

Phi	0	45	90	135	180	235	270	315
Gain	0	-0.1	-0.3	-0.6	-0.1	-0.2	-0.6	-0.4



Radiation pattern@2.480GHZ

Total Average Gain:-0.237dbi

Phi	0	45	90	135	180	235	270	315
Gain	0	-0.1	-0.2	-0.5	0	-0.3	-0.6	-0.2

