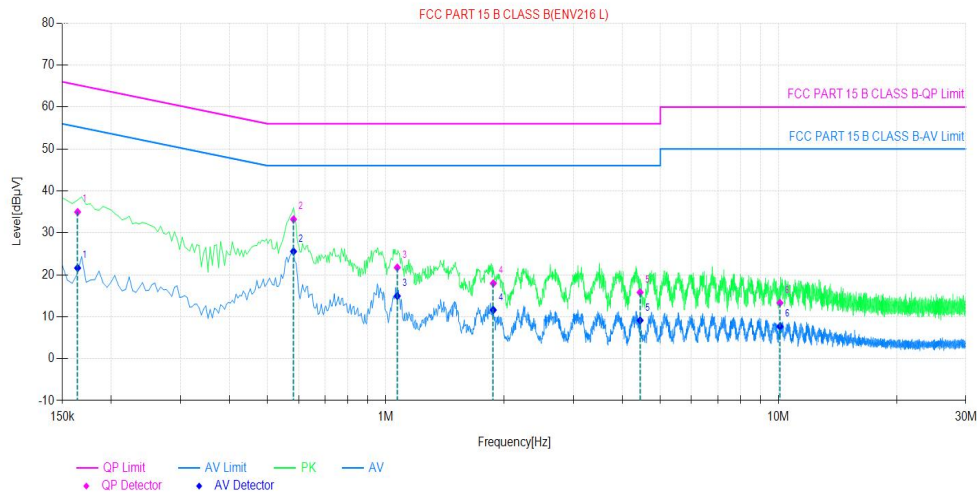




Measurement Data

An initial pre-scan was performed on the live and neutral lines with peak detector. Quasi-Peak and Average measurement were performed at the frequencies with maximized peak emission were detected.

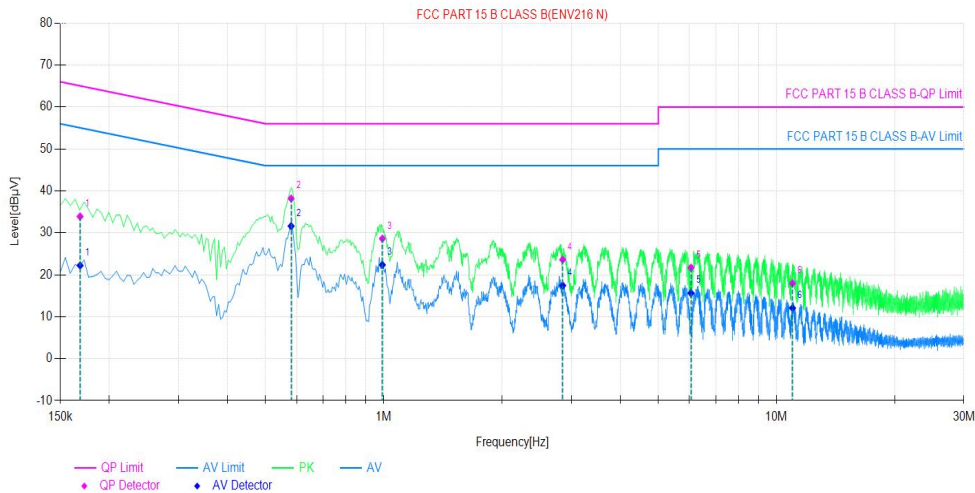
Live Line:



NO.	Freq. [MHz]	Correct Factor [dB]	QP Reading Level	QP Result Level	QP Limit [dBµV]	QP Margin [dB]	AV Reading Level	AV Result Level	AV Limit [dBµV]	AV Margin [dB]
1	0.16	9.90	25.06	34.96	65.26	30.30	11.71	21.61	55.26	33.65
2	0.58	9.83	23.39	33.22	56.00	22.78	15.73	25.56	46.00	20.44
3	1.06	9.72	12	21.72	56.00	34.28	5.21	14.93	46.00	31.07
4	1.87	9.73	8.22	17.95	56.00	38.05	1.87	11.60	46.00	34.40
5	4.44	9.77	6.02	15.79	56.00	40.21	-0.65	9.12	46.00	36.88
6	10.08	9.86	3.44	13.30	60.00	46.70	-2.2	7.66	50.00	42.34



Neutral Line:



NO.	Freq. [MHz]	Correct Factor [dB]	QP Reading Level	QP Result Level	QP Limit [dBµV]	QP Margin [dB]	AV Reading Level	AV Result Level	AV Limit [dBµV]	AV Margin [dB]
1	0.16	9.82	24.07	33.89	65.03	31.14	12.39	22.21	55.03	32.82
2	0.58	9.77	28.41	38.18	56.00	17.82	21.84	31.61	46.00	14.39
3	0.99	9.69	18.92	28.61	56.00	27.39	12.66	22.35	46.00	23.65
4	2.85	9.86	13.74	23.60	56.00	32.40	7.57	17.43	46.00	28.57
5	6.05	9.98	11.7	21.68	60.00	38.32	5.66	15.64	50.00	34.36
6	10.98	9.82	8.12	17.94	60.00	42.06	2.24	12.06	50.00	37.94

Remark:

1. The BLE 1M is the worse case.
2. The following Quasi-Peak and Average measurements were performed on the EUT:
3. The Measurement (Result Level) is calculated by Reading Level adding the Correct Factor(maybe including LISN Factor and the Cable Factor etc.), The basic equation is as follows:

$$\text{Result Level} = \text{Reading Level} + \text{Correct Factor}(\text{including LISN Factor, Cable Factor etc.})$$



4 Appendix

Appendix A: Duty Cycle

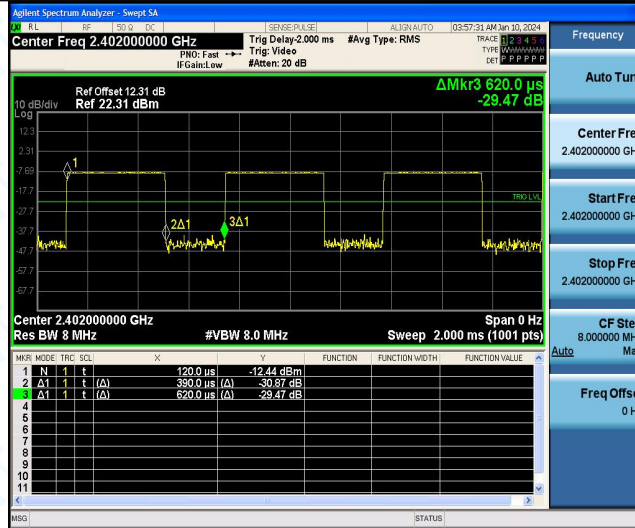
Test Result

Test Mode	Antenna	Freq(MHz)	ON Time [ms]	Period [ms]	DC [%]	xFactor
BLE_1M	Ant1	2402	0.39	0.62	62.90	2.01
		2440	0.39	0.62	62.90	2.01
		2480	0.39	0.62	62.90	2.01

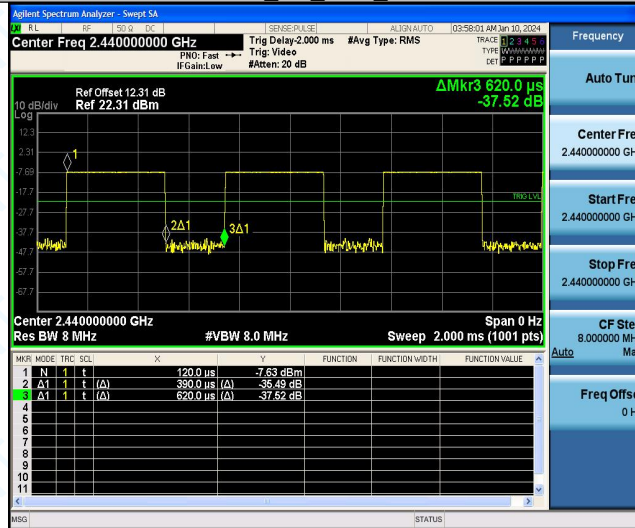


Test Graphs

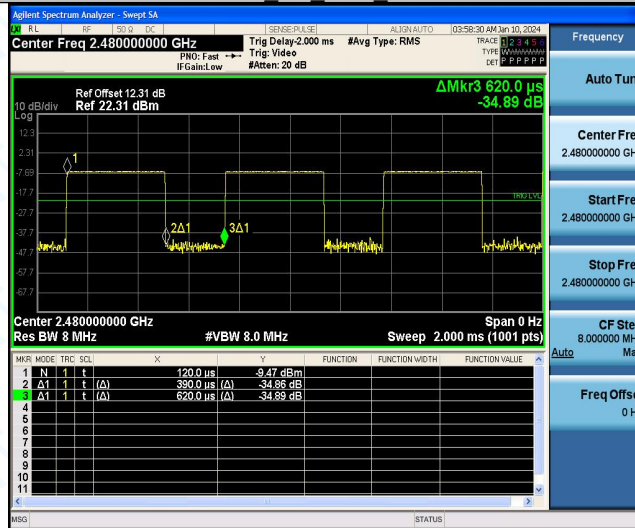
BLE 1M Ant1 2402



BLE 1M Ant1 2440



BLE 1M Ant1 2480





Appendix B: DTS Bandwidth

Test Result

Test Mode	Antenna	Freq(MHz)	DTS BW [MHz]	FL[MHz]	FH[MHz]	Limit[MHz]	Verdict
BLE_1M	Ant1	2402	0.720	2401.752	2402.472	0.5	PASS
		2440	0.720	2439.748	2440.468	0.5	PASS
		2480	0.768	2479.736	2480.504	0.5	PASS



Test Graphs

BLE_1M_Ant1_2402



BLE_1M_Ant1_2440



BLE_1M_Ant1_2480





Appendix C: Maximum conducted output power

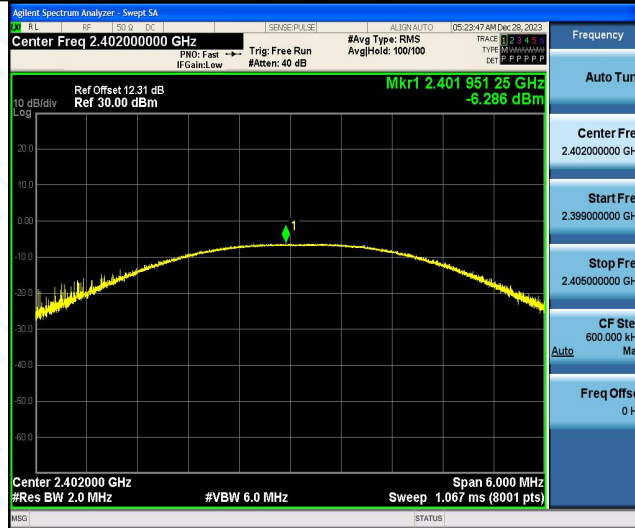
Test Result

Test Mode	Antenna	Freq(MHz)	Power [dBm]	Limit [dBm]	Verdict
BLE_1M	Ant1	2402	-6.29	≤30	PASS
		2440	-3.92	≤30	PASS
		2480	-3.09	≤30	PASS



Test Graphs

BLE 1M Ant1 2402



BLE 1M Ant1 2440



BLE 1M Ant1 2480





Appendix D: Maximum power spectral density

Test Result

Test Mode	Antenna	Freq(MHz)	Result[dBm/3-100kHz]	Limit[dBm/3kHz]	Verdict
BLE_1M	Ant1	2402	-21.96	≤8.00	PASS
		2440	-19.27	≤8.00	PASS
		2480	-18.51	≤8.00	PASS

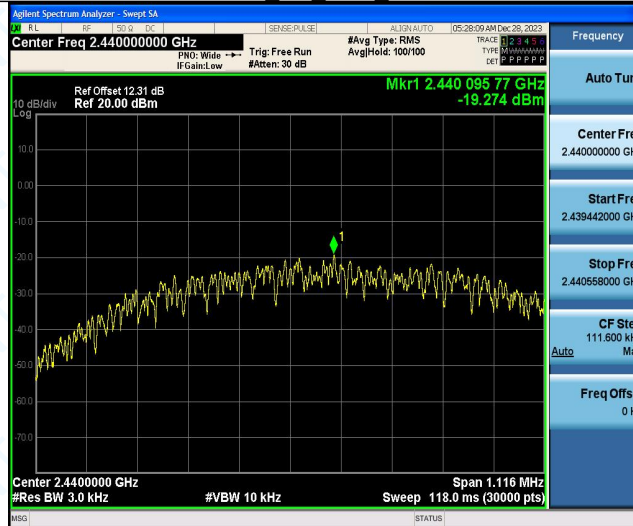


Test Graphs

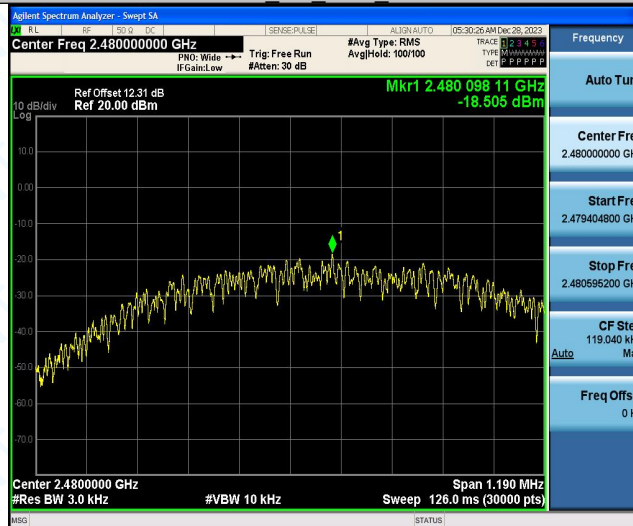
BLE_1M_Ant1_2402



BLE 1M Ant1 2440



BLE 1M Ant1 2480





Appendix E: Band edge measurements

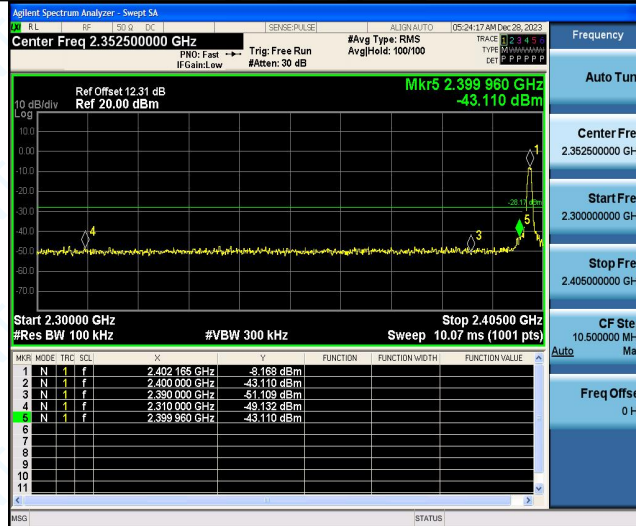
Test Result

Test Mode	Antenna	ChName	Freq (MHz)	RefLevel[dBm]	Result[dBm]	Limit[dBm]	Verdict
BLE_1M	Ant1	Low	2402	-8.17	-43.11	≤-28.17	PASS
		High	2480	-4.64	-46.79	≤-24.64	PASS

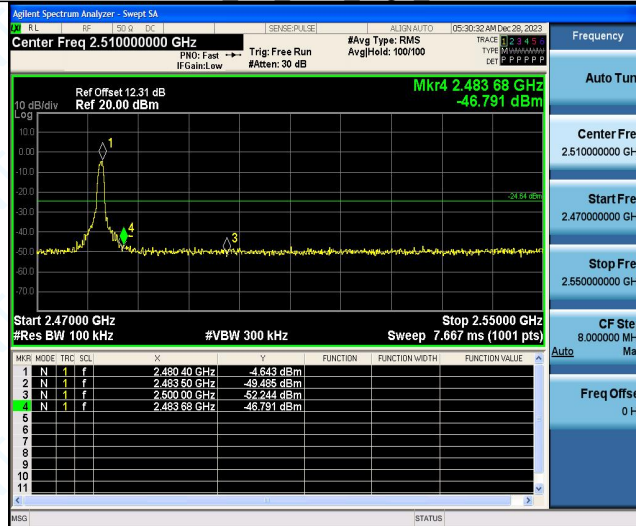


Test Graphs

BLE 1M Ant1 Low 2402



BLE 1M Ant1 High 2480



**Appendix F: Conducted Spurious Emission****Test Result**

Test Mode	Antenna	Freq(MHz)	Freq Range [Mhz]	Ref Level [dBm]	Result [dBm]	Limit [dBm]	Verdict
BLE_1M	Ant1	2402	Reference	-7.96	-7.96	---	PASS
			30~1000	-7.96	-59.03	≤-27.96	PASS
			1000~26500	-7.96	-47.48	≤-27.96	PASS
		2440	Reference	-5.32	-5.32	---	PASS
			30~1000	-5.32	-58.75	≤-25.32	PASS
			1000~26500	-5.32	-47.71	≤-25.32	PASS
		2480	Reference	-4.63	-4.63	---	PASS
			30~1000	-4.63	-59.48	≤-24.63	PASS
			1000~26500	-4.63	-47.14	≤-24.63	PASS



Test Graphs

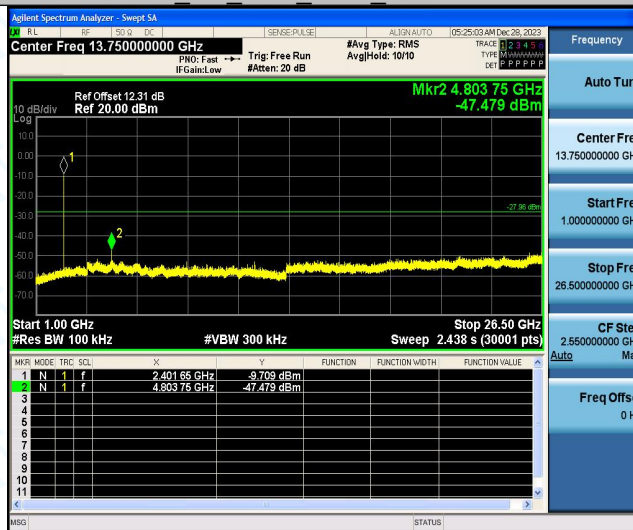
BLE_1M_Ant1_2402_0~Reference



BLE 1M Ant1 2402 30~1000



BLE 1M Ant1 2402 1000~26500

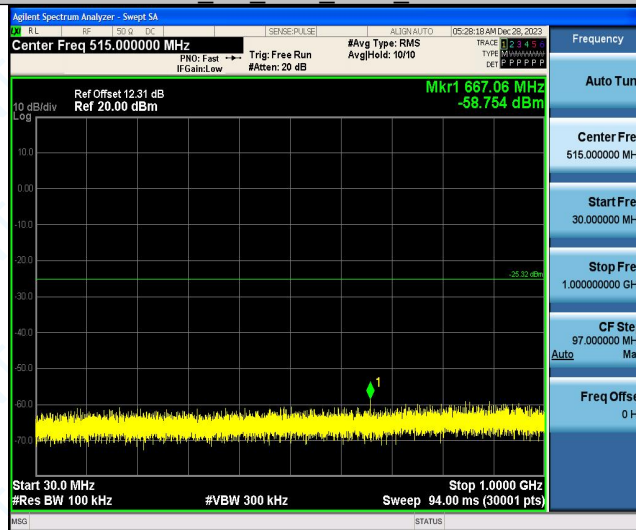




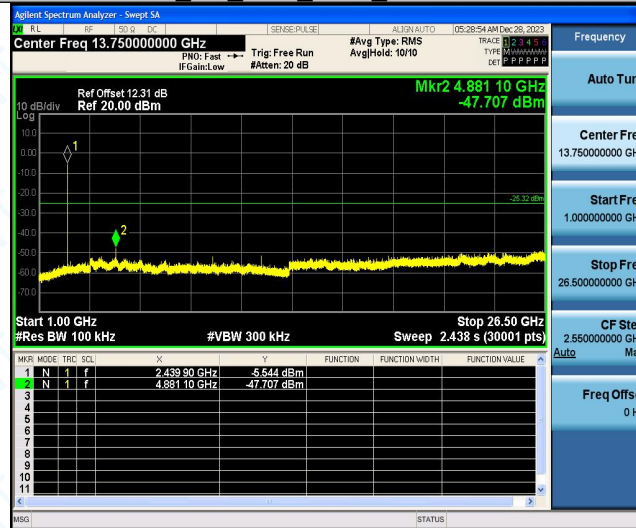
BLE 1M Ant1 2440 0~Reference



BLE 1M Ant1 2440 30~1000



BLE 1M Ant1 2440 1000~26500





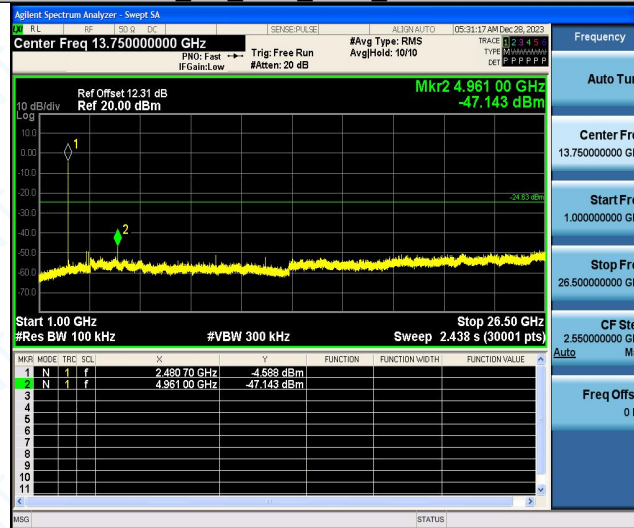
BLE 1M Ant1 2480 0~Reference



BLE 1M Ant1 2480 30~1000



BLE 1M Ant1 2480 1000~26500



The End Report

Dongguan DN Testing Co., Ltd.

Add: No. 1, West Fourth Street, Xingfa South Road, Wusha Community, Chang 'an Town, Dongguan City, Guangdong P.R.China

Web: www.dn-testing.com

Tel:+86-769-88087383

E-mail: service@dn-testing.com