





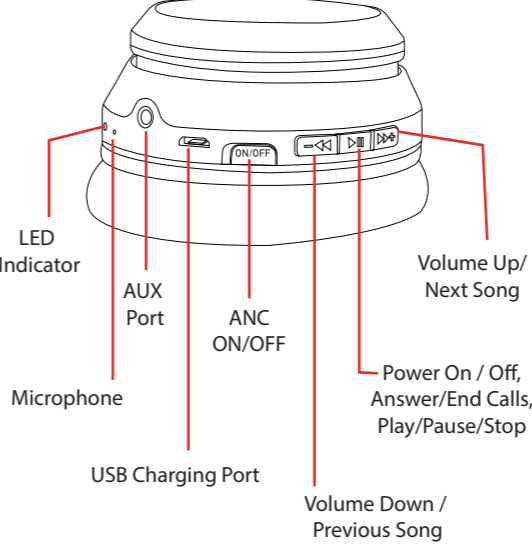












(Fold Inward) 

(Back Cover)

(Front Cover)





<p style="text-align: center;">Before You Begin...</p> <p>⚠ Warnings & Precautions</p> <p>CAUTION: To prevent electric shock, match the wide blade of the line cord plug to the wide slot of the AC receptacle. Insert the plug fully into the receptacle.</p> <p>WARNING: To reduce the risk of fire or electric shock, do not expose the device to rain or moisture</p> <p>CAUTION: Use of controls or adjustments or performance of procedures other than those specified may result in hazardous radiation exposure.</p> <p>WARNING: Changes or modifications to the device not expressly approved by the party responsible for compliance could void the user's authority to operate the equipment.</p> <p>WARNING: Do not place the unit on top of any soft, porous, or sensitive surfaces to avoid damaging the surface. Use a protective barrier between the unit and the surface to protect the surface.</p> <p>WARNING: Use of this unit near fluorescent lighting may cause interference regarding the use of the remote. If the unit is displaying erratic behavior, move away from any fluorescent lighting.</p>	<p style="text-align: center;">Compliance Information</p> <p><small>FCC Information This device complies with Part 15 of the FCC Rules.</small></p> <p><small>Caution: Any changes or modifications not expressly approved could void the user's authority to operate the equipment.</small></p> <p><small>Note: This equipment has been tested and found to comply with the limits for a Class B digital device, pursuant to part 15 of the FCC Rules. These limits are designed to provide reasonable protection against harmful interference in a residential installation. This equipment generates, uses and can radiate radio frequency energy and, if not installed and used in accordance with the instructions, may cause harmful interference to radio communications. However, there is no guarantee that interference will not occur in a particular installation. If this equipment does cause harmful interference to radio or television reception, which can be determined by turning the equipment off and on, the user is encouraged to try to correct the interference by one or more of the following measures: -- Reorient or relocate the receiving antenna. -- Increase the separation between the equipment and receiver. -- Connect the equipment into an outlet on a circuit different from that to which the receiver is connected. -- Consult the dealer or an experienced radio/TV technician for help.</small></p> <p><small>This device complies with Part 15 of the FCC Rules. Operation is subject to the following two conditions: (1) This device may not cause harmful interference, and (2) this device must accept any interference received, including interference that may cause undesired operation.</small></p> <p><small>Radiation Exposure Information The device has been evaluated to meet general RF exposure requirement. The device can be used in portable exposure condition without restriction.</small></p> <p><small>WARNING Li-ion Battery Inside This product is fitted with a Li-ion battery. Do not damage, open, or dismantle the battery and do not use it in damp and/or corrosive conditions. Use only with compatible chargers. Never dispose of batteries in a fire, and never expose them to high temperatures. Do not expose the product to temperatures exceeding 60°C (140°F).</small></p> <p><small>Recycling Label Definitions --- Direct current symbol.</small></p> <p> This symbol signifies the product must not be discarded as household waste, and should be delivered to an appropriate collection facility for recycling. Proper disposal and recycling helps protect natural resources, human health and the environment.</p> <p> This symbol signifies and declares that this equipment has battery charging which complies with California CEC and energy efficiency.</p> <p> Bluetooth This symbol signifies that this is a wireless device powered by Bluetooth® technology.</p>	<p style="text-align: center;">Warranty Information</p> <p>90-Day Limited Warranty Territory: United States/Canada</p> <p><small>LIMITED WARRANTY TO ORIGINAL CONSUMER This product as supplied and distributed new by an authorized retailer is warranted by Southern Telecom, Inc. to the original consumer purchaser against defects in materials and workmanship ("Warranty") as follows:</small></p> <p><small>To obtain warranty service: • Visit our customer support portal: www.customersupport123.com and select "Support". • Select the brand, fill out the corresponding form (exchanges require dated proof of purchase from an authorized retailer) then submit your request.</small></p> <p><small>Your product will be repaired or replaced, at our option, for the same or similar model of equal value if examination by the service center determines this product is defective. Products received damaged as a result of shipping will require you to file a claim with the carrier.</small></p> <p><small>Warranty service not provided This warranty does not cover damage resulting from accident, misuse, abuse, improper installation or operation, lack of reasonable care, unauthorized modification including software modifications such as the installation of custom firmware. This warranty is voided in the event any unauthorized person opens, alters or repairs this product. All products being returned to the authorized service center for repair must be suitably packaged.</small></p> <p><small>NO WARRANTIES, WHETHER EXPRESS OR IMPLIED, INCLUDING, BUT NOT LIMITED TO, ANY IMPLIED WARRANTIES OF MERCHANTABILITY OR FITNESS FOR A PARTICULAR PURPOSE, OTHER THAN THOSE EXPRESSLY DESCRIBED ABOVE SHALL APPLY. DISTRIBUTOR FURTHER DISCLAIMS ALL WARRANTIES AFTER THE EXPRESS WARRANTY PERIOD STATED ABOVE. NO OTHER EXPRESS WARRANTY OR GUARANTY GIVEN BY ANY PERSON, FIRM OR ENTITY WITH RESPECT TO THE PRODUCT SHALL BE BINDING ON DISTRIBUTOR, REPAIR, REPLACEMENT, OR REFUND OF THE ORIGINAL PURCHASE PRICE. AT DISTRIBUTOR'S SOLE DISCRETION, ARE THE EXCLUSIVE REMEDIES OF THE CONSUMER. IN NO EVENT WILL DISTRIBUTOR OR ITS MANUFACTURERS BE LIABLE FOR ANY INCIDENTAL, DIRECT, INDIRECT, SPECIAL, PUNITIVE OR CONSEQUENTIAL DAMAGES (SUCH AS, BUT NOT LIMITED TO, DAMAGES FOR LOSS OF PROFITS, BUSINESS, SAVINGS, DATA OR RECORDS) CAUSED BY THE USE, MISUSE OR INABILITY TO USE THE PRODUCT. EXCEPT AS STATED HEREIN, NO OTHER WARRANTIES SHALL APPLY. NOTWITHSTANDING THE FOREGOING, CONSUMER'S RECOVERY AGAINST DISTRIBUTOR SHALL NOT EXCEED THE PURCHASE PRICE OF THE PRODUCT SOLD BY DISTRIBUTOR. THIS WARRANTY SHALL NOT EXTEND TO ANYONE OTHER THAN THE ORIGINAL CONSUMER WHO PURCHASED THE PRODUCT AND IS NOT TRANSFERABLE.</small></p> <p><small>Some countries, states or provinces do not allow the exclusion or limitation of incidental or consequential damages or allow limitations on warranties, so limitation or exclusions may not apply to you. This warranty gives you specific legal rights, and you may have other rights that vary from state to state or province to province. Contact your authorized retailer to determine if another warranty applies.</small></p>	<p style="text-align: center;">Brookstone®</p> <p style="text-align: center;">SANCTUM</p> <p style="text-align: center;"><small>ACTIVE NOISE-CANCELLING WIRELESS HEADPHONES</small></p>  <p style="text-align: center;">Instruction Manual OH-A2</p> <p style="text-align: right;"><small>Designed in US Printed in China 02-2024</small></p>	
---	---	--	---	--


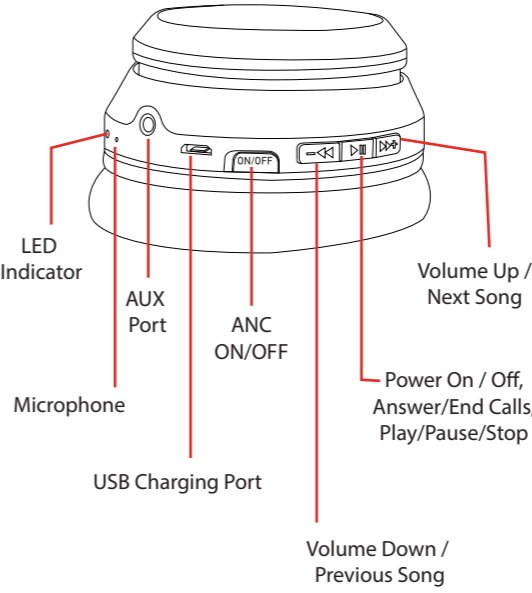









<p>Important Safety Instructions</p> <ol style="list-style-type: none"> Read all the instructions Keep and save the instructions Heed all warnings Follow all instructions Do not use the device near water Clean only with a dry cloth Do not block any ventilation openings. Install in accordance with the manufacturer's instructions Do not install near any heat sources such as radiators, heat registers, stoves, or other apparatus (including amplifiers) that produce heat Follow applicable laws and regulation details for transport, shipping, and disposal of batteries. For details on recycling lithium, lithium-phosphate, and lithium-ion batteries, please contact a government recycling agency, your waste disposal service, or visit reputable online recycling sources such as www.batteryrecycling.com Protect the power cord from being walked on or pinched on at particularly at plugs, convenience receptacles, and the point where they exit from the apparatus Only use attachments/accessories specified by the manufacturer Unplug the device during lightning storms or when unused for long periods of time Refer all servicing to qualified service personnel. Servicing is required when the apparatus has been damaged in any way, such as a power supply cord or damaged plug, or when liquid has been spilled or objects have fallen on the device, or when the device has been exposed to rain, moisture, or has been dropped. Headphones are capable of producing sound levels that can be harmful to your hearing. Do not listen at high volumes for prolonged periods of time. Headphones may block our surrounding noises, never wear headphones while operating a vehicle Use with caution. Assume all risks associated with the use of this product 	<p>Charging Your Device</p> <p>Only use a power adapter with applicable country regulations and international and regional safety standards. Other power adapters may not meet applicable safety standards and using such adapters could pose a risk of death or injury. Avoid prolonged skin contact with the charging cable and connector when the charging cable is connected to a power source because it may cause discomfort or injury. Sleeping or sitting on the charging cable or connector should be avoided.</p> <p>WARNING: To prevent possible hearing damage, do not listen at high volume levels for long periods. For traffic safety, do not use headphones while driving or cycling. If you have a pacemaker or other electrical medical devices, you should consult your physician before using the product.</p> <p>CHOKING HAZARD: The product, packaging and some of the included accessories may present a choking hazard to small children. Keep these accessories away from small children. The bags themselves or the many small parts they contain may cause choking if ingested.</p> <p>DANGER: Improper battery replacement may cause an explosion or injury</p> <p>Bluetooth Pairing/Connection</p> <p>Turn on the device, the Bluetooth mode with activate automatically. Enable the Bluetooth function on your media device. Search the Bluetooth device named BSNCH311. Click or tap to connect and pair. After successful connection pairing you will hear a voice and the LED indicator will flash BLUE every 5 seconds. Now you can play music, or use Bluetooth phone functions.</p>	<p>Included Cables</p> <ol style="list-style-type: none"> USB-C DC 5V USB: To charge the device, plug the small side of the USB-C cable into the USB charging port on your headset and plug the large end into the USB port on a computer or AC adapter (not included). <p>When the device is charging, the LED light will keep in red color, when the product is fully charged, the red LED light will be off.</p>  <p>Connecting With A 3.5 mm Aux Cable</p> <p>Plug one connector of a 3.5 mm auxiliary cable (<i>not included</i>) into the 3.5 mm AUX port on the bottom of the right earcup. Plug the other connector into the audio output port on your media-playing device.</p> <ul style="list-style-type: none"> In auxiliary mode, all playback and volume will be adjusted with the controls on your connected device. The headphones will automatically power OFF when a 3.5 mm AUX cable is connected. 		<p>Key Functions</p> <ul style="list-style-type: none"> On/Off: Press and hold the  for 5 seconds to turn on/off Pause Music: Press the  button to pause playing, and press the  button again to resume playback Next Song: Press and hold the  button Previous Song: Press and hold the  button Volume Increase: Press the  button Volume Reduction: Press the  button Answer/Hang-up: Press the  button to answer when a call is incoming, and press it again to hang up Reject: Press and the hold the  button for about 2 seconds and then release it ANC Function: Slide the ON/OFF button for ANC function control
--	--	---	---	---

(Fold Inward) 

(Back Cover)

(Front Cover)

<p style="text-align: center;">Before You Begin...</p> <p>⚠ Warnings & Precautions</p> <p>CAUTION: To prevent electric shock, match the wide blade of the line cord plug to the wide slot of the AC receptacle. Insert the plug fully into the receptacle.</p> <p>WARNING: To reduce the risk of fire or electric shock, do not expose the device to rain or moisture</p> <p>CAUTION: Use of controls or adjustments or performance of procedures other than those specified may result in hazardous radiation exposure.</p> <p>WARNING: Changes or modifications to the device not expressly approved by the party responsible for compliance could void the user's authority to operate the equipment.</p> <p>WARNING: Do not place the unit on top of any soft, porous, or sensitive surfaces to avoid damaging the surface. Use a protective barrier between the unit and the surface to protect the surface.</p> <p>WARNING: Use of this unit near fluorescent lighting may cause interference regarding the use of the remote. If the unit is displaying erratic behavior, move away from any fluorescent lighting.</p>	<p style="text-align: center;">Compliance Information</p> <p><small>FCC Information This device complies with Part 15 of the FCC Rules.</small></p> <p><small>Caution: Any changes or modifications not expressly approved could void the user's authority to operate the equipment.</small></p> <p><small>Note: This equipment has been tested and found to comply with the limits for a Class B digital device, pursuant to part 15 of the FCC Rules. These limits are designed to provide reasonable protection against harmful interference in a residential installation. This equipment generates, uses and can radiate radio frequency energy and, if not installed and used in accordance with the instructions, may cause harmful interference to radio communications. However, there is no guarantee that interference will not occur in a particular installation. If this equipment does cause harmful interference to radio or television reception, which can be determined by turning the equipment off and on, the user is encouraged to try to correct the interference by one or more of the following measures: -- Reorient or relocate the receiving antenna. -- Increase the separation between the equipment and receiver. -- Connect the equipment into an outlet on a circuit different from that to which the receiver is connected. -- Consult the dealer or an experienced radio/TV technician for help.</small></p> <p><small>This device complies with Part 15 of the FCC Rules. Operation is subject to the following two conditions: (1) This device may not cause harmful interference, and (2) this device must accept any interference received, including interference that may cause undesired operation.</small></p> <p><small>Radiation Exposure Information The device has been evaluated to meet general RF exposure requirement. The device can be used in portable exposure condition without restriction.</small></p> <p><small>WARNING Li-ion Battery Inside This product is fitted with a Li-ion battery. Do not damage, open, or dismantle the battery and do not use it in damp and/or corrosive conditions. Use only with compatible chargers. Never dispose of batteries in a fire, and never expose them to high temperatures. Do not expose the product to temperatures exceeding 60°C (140°F).</small></p> <p><small>Recycling Label Definitions --- Direct current symbol.</small></p> <p> This symbol signifies the product must not be discarded as household waste, and should be delivered to an appropriate collection facility for recycling. Proper disposal and recycling helps protect natural resources, human health and the environment.</p> <p> This symbol signifies and declares that this equipment has battery charging which complies with California CEC and energy efficiency.</p> <p> Bluetooth® this symbol signifies that this is a wireless device powered by Bluetooth® technology.</p>	<p style="text-align: center;">Warranty Information</p> <p>90-Day Limited Warranty Territory: United States/Canada</p> <p><small>LIMITED WARRANTY TO ORIGINAL CONSUMER This product as supplied and distributed new by an authorized retailer is warranted by Southern Telecom, Inc. to the original consumer purchaser against defects in materials and workmanship ("Warranty") as follows:</small></p> <p><small>To obtain warranty service: • Visit our customer support portal: www.customersupport123.com and select "Support". • Select the brand, fill out the corresponding form (exchanges require dated proof of purchase from an authorized retailer) then submit your request.</small></p> <p><small>Your product will be repaired or replaced, at our option, for the same or similar model of equal value if examination by the service center determines this product is defective. Products received damaged as a result of shipping will require you to file a claim with the carrier.</small></p> <p><small>Warranty service not provided This warranty does not cover damage resulting from accident, misuse, abuse, improper installation or operation, lack of reasonable care, unauthorized modification including software modifications such as the installation of custom firmware. This warranty is voided in the event any unauthorized person opens, alters or repairs this product. All products being returned to the authorized service center for repair must be suitably packaged.</small></p> <p><small>NO WARRANTIES, WHETHER EXPRESS OR IMPLIED, INCLUDING, BUT NOT LIMITED TO, ANY IMPLIED WARRANTIES OF MERCHANTABILITY OR FITNESS FOR A PARTICULAR PURPOSE, OTHER THAN THOSE EXPRESSLY DESCRIBED ABOVE SHALL APPLY. DISTRIBUTOR FURTHER DISCLAIMS ALL WARRANTIES AFTER THE EXPRESS WARRANTY PERIOD STATED ABOVE. NO OTHER EXPRESS WARRANTY OR GUARANTY GIVEN BY ANY PERSON, FIRM OR ENTITY WITH RESPECT TO THE PRODUCT SHALL BE BINDING ON DISTRIBUTOR, REPAIR, REPLACEMENT, OR REFUND OF THE ORIGINAL PURCHASE PRICE. AT DISTRIBUTOR'S SOLE DISCRETION, ARE THE EXCLUSIVE REMEDIES OF THE CONSUMER. IN NO EVENT WILL DISTRIBUTOR OR ITS MANUFACTURERS BE LIABLE FOR ANY INCIDENTAL, DIRECT, INDIRECT, SPECIAL, PUNITIVE OR CONSEQUENTIAL DAMAGES (SUCH AS, BUT NOT LIMITED TO, DAMAGES FOR LOSS OF PROFITS, BUSINESS, SAVINGS, DATA OR RECORDS) CAUSED BY THE USE, MISUSE OR INABILITY TO USE THE PRODUCT. EXCEPT AS STATED HEREIN, NO OTHER WARRANTIES SHALL APPLY. NOTWITHSTANDING THE FOREGOING, CONSUMER'S RECOVERY AGAINST DISTRIBUTOR SHALL NOT EXCEED THE PURCHASE PRICE OF THE PRODUCT SOLD BY DISTRIBUTOR. THIS WARRANTY SHALL NOT EXTEND TO ANYONE OTHER THAN THE ORIGINAL CONSUMER WHO PURCHASED THE PRODUCT AND IS NOT TRANSFERABLE.</small></p> <p><small>Some countries, states or provinces do not allow the exclusion or limitation of incidental or consequential damages or allow limitations on warranties, so limitation or exclusions may not apply to you. This warranty gives you specific legal rights, and you may have other rights that vary from state to state or province to province. Contact your authorized retailer to determine if another warranty applies.</small></p>	<p style="text-align: center;">Brookstone®</p> <p style="text-align: center;">SANCTUM</p> <p style="text-align: center;"><small>ACTIVE NOISE-CANCELLING WIRELESS HEADPHONES</small></p>  <p style="text-align: center;">Instruction Manual BSNCH311</p> <p style="text-align: right;"><small>Designed in US Printed in China 02-2024</small></p> <p><small>All product names, trademarks, and registered trademarks are property of their respective owners. All company, product, and service names used in this document are for identification purposes only. Use of these names, trademarks, and brands does not imply endorsement.</small></p>	
---	--	--	--	--

<p>Important Safety Instructions</p> <ol style="list-style-type: none"> Read all the instructions Keep and save the instructions Heed all warnings Follow all instructions Do not use the device near water Clean only with a dry cloth Do not block any ventilation openings. Install in accordance with the manufacturer's instructions Do not install near any heat sources such as radiators, heat registers, stoves, or other apparatus (including amplifiers) that produce heat Follow applicable laws and regulation details for transport, shipping, and disposal of batteries. For details on recycling lithium, lithium-phosphate, and lithium-ion batteries, please contact a government recycling agency, your waste disposal service, or visit reputable online recycling sources such as www.batteryrecycling.com Protect the power cord from being walked on or pinched on at particularly at plugs, convenience receptacles, and the point where they exit from the apparatus Only use attachments/accessories specified by the manufacturer Unplug the device during lightning storms or when unused for long periods of time Refer all servicing to qualified service personnel. Servicing is required when the apparatus has been damaged in any way, such as a power supply cord or damaged plug, or when liquid has been spilled or objects have fallen on the device, or when the device has been exposed to rain, moisture, or has been dropped. Headphones are capable of producing sound levels that can be harmful to your hearing. Do not listen at high volumes for prolonged periods of time. Headphones may block our surrounding noises, never wear headphones while operating a vehicle Use with caution. Assume all risks associated with the use of this product 	<p>Charging Your Device</p> <p>Only use a power adapter with applicable country regulations and international and regional safety standards. Other power adapters may not meet applicable safety standards and using such adapters could pose a risk of death or injury. Avoid prolonged skin contact with the charging cable and connector when the charging cable is connected to a power source because it may cause discomfort or injury. Sleeping or sitting on the charging cable or connector should be avoided.</p> <p>WARNING: To prevent possible hearing damage, do not listen at high volume levels for long periods. For traffic safety, do not use headphones while driving or cycling. If you have a pacemaker or other electrical medical devices, you should consult your physician before using the product.</p> <p>CHOKING HAZARD: The product, packaging and some of the included accessories may present a choking hazard to small children. Keep these accessories away from small children. The bags themselves or the many small parts they contain may cause choking if ingested.</p> <p>DANGER: Improper battery replacement may cause an explosion or injury</p> <p>Bluetooth Pairing/Connection</p> <p>Turn on the device, the Bluetooth mode with activate automatically. Enable the Bluetooth function on your media device. Search the Bluetooth device named BSNCH311. Click or tap to connect and pair. After successful connection pairing you will hear a voice and the LED indicator will flash BLUE every 5 seconds. Now you can play music, or use Bluetooth phone functions.</p>	<p>Included Cables</p> <ol style="list-style-type: none"> USB-C DC 5V USB: To charge the device, plug the small side of the USB-C cable into the USB charging port on your headset and plug the large end into the USB port on a computer or AC adapter (not included). <p>When the device is charging, the LED light will keep in red color, when the product is fully charged, the red LED light will be off.</p>  <p>Connecting With A 3.5 mm Aux Cable</p> <p>Plug one connector of a 3.5 mm auxiliary cable (<i>not included</i>) into the 3.5 mm AUX port on the bottom of the right earcup. Plug the other connector into the audio output port on your media-playing device.</p> <ul style="list-style-type: none"> In auxiliary mode, all playback and volume will be adjusted with the controls on your connected device. The headphones will automatically power OFF when a 3.5 mm AUX cable is connected. 		<p>Key Functions</p> <ul style="list-style-type: none"> On/Off: Press and hold the  for 5 seconds to turn on/off Pause Music: Press the  button to pause playing, and press the  button again to resume playback Next Song: Press and hold the  button Previous Song: Press and hold the  button Volume Increase: Press the  button Volume Reduction: Press the  button Answer/Hang-up: Press the  button to answer when a call is incoming, and press it again to hang up Reject: Press and the hold the  button for about 2 seconds and then release it ANC Function: Slide the ON/OFF button for ANC function control
--	--	---	---	---