



TEST REPORT

Applicant: AI MATCH INTELLIGENT TECHNOLOGY CO., LTD.
Address of Applicant: 4F, Bld 1, Shangpinjia Industrial Zone, No.1 Changsheng Road, Songgang Street, Nanhai District, Foshan,China
Manufacturer/Factory: AI MATCH INTELLIGENT TECHNOLOGY CO., LTD.
Address of Manufacturer: 4F, Bld 1, Shangpinjia Industrial Zone, No.1 Changsheng Road, Songgang Street, Nanhai District, Foshan,China
Product Name: 4G&WIFI Solar Router
Model No.: C&E-L8,U-L8,A-L8, G-L9,W3
Trade Mark: N/A
FCC ID: 2BEGK-CEL8
Applicable standards: 47 CRF Part 24,47 CRF Part 2
Test Procedure:: ANSI C63.26:2015,ANSI/TIA-603-E-2016
KDB 971168 D01 Power Meas License Digital Systems v03r01
Date of Test: Jan.08, 2024- Feb.22, 2024
Date of report issued: Feb.22, 2024
Test Result : PASS *

Remark:

** In the configuration tested, the EUT complied with the standards specified above.*

The results shown in this test report refer only to the sample(s) tested , this test report cannot be reproduced, except in full without prior written permission of the company.

The report would be invalid without specific stamp of test institute and the signatures of compiler and approver.

Prepared By

Shenzhen ETR Standard Technology Co., Ltd.

Address: No.103, No.10, Phase I, Zone 3, Xinxing Industrial Park, Xinhe, Fuhai Street, Bao'an District, Shenzhen, Guangdong, China

Compiled by:

Project Engineer

Reviewed by:

Project Manager

Approved by:

Authorized Signature



Report Revision History

Report No.	Description	Issue Date
ET-23121525E02	Original	Feb.22, 2024

Contents

Page

CONTENTS	3
1 TEST SUMMARY	4
1.1 MEASUREMENT UNCERTAINTY	4
2 GENERAL INFORMATION	5
2.1 GENERAL DESCRIPTION OF EUT	5
2.2 TEST FREQUENCY CHANNEL.....	6
2.3 TEST MODE	7
2.4 EUT CONFIGURATION	7
2.5 TEST ENVIRONMENT	7
2.6 TEST FACILITY.....	7
2.7 ENVIRONMENTAL CONDITIONS	8
2.8 MEASUREMENT UNCERTAINTY	8
3 TEST INSTRUMENTS LIST	9
4 TEST RESULTS AND MEASUREMENT DATA	10
4.1 RF OUTPUT POWER &EIRP:	10
4.2 99% & -26 dB OCCUPIED BANDWIDTH	15
4.3 PEAK TO AVERAGE POWER RATIO (PAPR).....	29
4.4 CONDUCTED SPURIOUS EMISSIONS	43
4.5 BAND EDGE	61
4.6 RADIATED SPURIOUS EMISSION	81
4.7 FREQUENCY STABILITY	84
5 TEST SETUP PHOTO	97
6 EUT CONSTRUCTIONAL DETAILS	97

1 Test Summary

Test Item	Section in CFR 47	Result
Conducted RF Output	Part 2.1046 Part 24.232(c)	PASS
Peak to average power ratio(PAPR)	Part 2.1046, Part 24.232 (d)	PASS
EIRP and ERP	Part 24.232(b)	PASS
99% & -26 dB Occupied Bandwidth	Part 2.1049 Part 24.238(b)	PASS
Conducted spurious emissions	Part 2.1051 Part 24.238	PASS
band edge	Part 2.1051 Part 24.238	PASS
Radiated spurious emissions	Part 2.1053 Part 24.238	PASS
Frequency Stability	Part 2.1055(a)(1)(b) Part 24.235	PASS

Remark:

Pass: The EUT complies with the essential requirements in the standard.

1.1 Measurement Uncertainty

Test Item	Uncertainty Criterion	Measurement Uncertainty	Notes
Occupied Channel Bandwidth	±5%	2.38%	(1)
RF output power, conducted	±1.5dB	±0.63dB	(1)
Power Spectral Density, conducted	±3dB	±0.69dB	(1)
Unwanted Emissions, conducted	±3dB	±2.39dB	(1)
AC Power Line Conducted Emission	±6dB	± 3.27 dB	(1)
Radiated emissions Below 1GHz	±6dB	±3.82 dB	(1)
Radiated emissions Above 1GHz	±6dB	±4.30 dB	(1)

Note (1): The measurement uncertainty is for coverage factor of k=2 and a level of confidence of 95%.

2 General Information

2.1 General Description of EUT

Product Name:	Solar power system
Model No.:	C&E-L8
Serial Models.:	U-L8,A-L8, G-L9,W3
Difference in series models	All the model are the same circuit and RF module, except the model names.
Hardware version:	N/A
Software version:	N/A
Sample(s) Status:	Engineer sample
Operation Band	LTE FDD Band
Operation Frequency:	Band 2:1850 MHz~1910MHz
Modulation technology:	QPSK ,16QAM
Power class	3
Temperature rang :	-30°C to +50°C
Antenna Type:	Integrated antenna
Antenna gain:	Band 2: 1.93dBi (Note: Antenna information is provided by applicant, Testing lab is not responsible for the accuracy of the information.)
Power supply:	DC 3.7V From Battery

Note: For more details, refer to the user's manual of the EUT.

2.2 Test frequency channel

LTE Band	Channel	Channel Bandwidth (MHz)	Frequency (MHz)
Band 2	Low	1.4	1850.7
		3	1851.5
		5	1852.5
		10	1855.0
		15	1857.5
		20	1860.0
	Middle	1.4/3/5/10/15/20	1880.0
	High	1.4	1909.3
		3	1908.5
		5	1907.5
		10	1905.0
		15	1902.5
		20	1900.0

2.3 Test mode

Test Mode	Test Modes Description
Mode 1	QPSK modulation
Mode 2	16QAM modulation

2.4 EUT configuration

The following peripheral devices and interface cables were connected during the measurement:

- - supplied by the manufacturer
- - supplied by the lab

Description of Support Units

No.	Description	Manufacturer	Model	Serial Number
1	/	/	/	/

2.5 Test Environment

Environment Parameter	Selected Values During Tests	
Relative Humidity	Ambient	
Voltage	TN	Ambient
	VL	3.33V
	VN	3.7V
	VH	4.07V

NOTE: VL=lower extreme test voltage VN=nominal voltage

VH=upper extreme test voltage TN=normal temperature

2.6 Test Facility

Test laboratory:	Shenzhen ETR Standard Technology Co., Ltd.
Laboratory location:	No.103, No.10, Phase I, Zone 3, Xinxing Industrial Park, Xinhe, Fuhai Street, Bao'an District, Shenzhen, Guangdong, China
CNAS Registration No.:	CNAS 11864
A2LA Certificate Number:	6640.01
FCC Designation Number:	CN1326
FCC Test Firm Registration:	183064
IC Company Number:	28440

2.7 Environmental conditions

Temperature:	15-35 ° C
Humidity:	30-60 %
Atmospheric pressure:	950-1050mbar

2.8 Measurement Uncertainty

Test Item	Uncertainty Criterion	Measurement Uncertainty	Notes
Occupied Channel Bandwidth	±5%	2.38%	(1)
RF output power, conducted	±1.5dB	±0.63dB	(1)
Power Spectral Density, conducted	±3dB	±0.69dB	(1)
Unwanted Emissions, conducted	±3dB	±2.39dB	(1)
AC Power Line Conducted Emission	±6dB	± 3.27 dB	(1)
Radiated emissions Below 1GHz	±6dB	±3.82 dB	(1)
Radiated emissions Above 1GHz	±6dB	±4.30 dB	(1)

Note (1): The measurement uncertainty is for coverage factor of k=2 and a level of confidence of 95%.

3 Test Instruments list

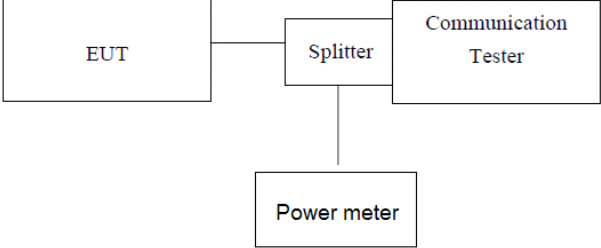
Item	Equipment name	Manufacturer	Model	Serial No.	Firmware Version	Calibration date	Due date
1	EMI Test Receiver	Rohde&schwarz	ESC17	100605	4.42 SP3	2023.3.02	2024.3.01
2	EMI Test Receiver	Rohde&schwarz	ESC13	102696	4.42 SP3	2023.3.02	2024.3.01
3	Loop Antenna	schwarabeck	FMZB 1519 B	FMZB 1519 B	/	2022.3.11	2024.3.10
4	Broadband antenna	schwarabeck	VULB9168	1064	/	2022.3.11	2024.3.10
5	Horn antenna	schwarabeck	BBHA9120D	9120D-1145	/	2022.3.11	2024.3.10
6	amplifier	EMtrace	RP01A	50117	/	2023.3.02	2024.3.01
7	Artificial power network	schwarabeck	NSLK8127	8127483	/	2023.3.02	2024.3.01
8	Artificial power network	ETS	3186/2NM	1132	/	2023.3.02	2024.3.01
9	10dB attenuator	HUBER+SUHNER	10dB	/	/	2023.3.02	2024.3.01
10	amplifier	Space-Dtronics	EWLAN0118G-P40	19113001	/	2023.3.02	2024.3.01
11	Filter	Xingbo	XBLBQ-GTA19	210410-3-1	/	2023.3.06	2024.3.05
12	Filter	Xin bo	XBLBQ-GTA29	210410-3-2	/	2023.3.06	2024.3.05
14	Automated filter bank	Tonscend	JS0806-F	CTA-404	/	2023.3.06	2024.3.05
15	Spectrum analyzer	KEYSIGHT	N9020A	MY55370280	A.17.05	2023.3.02	2024.3.01
16	Power detector box	MWRFtest	MW100-PSB	MW201020JY T	/	2023.10.18	2024.10.17
17	Amplifier	SKET	LNPA_1840-50	SK2019040302	/	2023.3.02	2024.3.01
18	Horn antenna	schwarabeck	BBHA 9170	946	/	2022.3.11	2024.3.10
19	Vector Signal generator	Agilent	N5182A	MY49060455	A.01.86	2023.10.18	2024.10.17
20	Power detector	MWRFtest	MW100-PSB	MW201020JY T	/	2023.10.18	2024.10.17
21	Comprehensive test instrument	Rohde&schwarz	cmw500	149155	V3.7.10	2023.10.18	2024.10.17
22	Spectrum analyzer	Rohde&schwarz	FSU40	1166.1660K43	4.71 SP5	2023.10.18	2024.10.17

Note: the calibration interval of the above test instruments is 12 or 24 months and the calibrations are traceable to international system unit (SI).

Software Name	Manufacturer	Model	Version
RF test system	MWRFtest	MTS 8310	V4.0
EMI Test soft	Farad	EZ-EMC	Ver.EMC-CON 3A1.1
EMI Test soft	Farad	EZ-EMC	Ver.FA-03A2 RE

4 Test results and Measurement Data

4.1 RF Output Power & EIRP:

Limit:	<p>For FCC Part 24.232(c): The EIRP of mobile transmitters and auxiliary test transmitters must not exceed 2 Watts.</p>
Test setup:	 <p style="text-align: center;"><i>Note: Measurement setup for testing on Antenna connector</i></p>
Test procedure:	<ol style="list-style-type: none"> 1. The transmitter output port was connected to base station. 2. The RF output of EUT was connected to the power meter by RF cable and attenuator, the path loss was compensated to the results for each measurement. 3. Set EUT at maximum power through base station. 4. Select lowest, middle, and highest channels for each band and different modulation. 5. Measure the maximum burst average power
Test results:	Pass

Test data:

LTE Band 2									
Test Bandwidth	RB Size/Offset	Frequency (MHz)	Average Power (dBm)		ANT Gain (dBi)	EIRP(dBm)		Limit (dBm)	
			QPSK	16QAM		QPSK	16QAM		
1.4MHz	1 RB#0	1850.7	22.80	21.55	1.93	24.73	23.48	33	
		1880.0	22.91	21.96	1.93	24.84	23.89	33	
		1909.3	22.49	21.58	1.93	24.42	23.51	33	
	1 RB#3	1850.7	23.11	21.72	1.93	25.04	23.65	33	
		1880.0	23.00	21.90	1.93	24.93	23.83	33	
		1909.3	22.99	21.83	1.93	24.92	23.76	33	
	1 RB#5	1850.7	23.28	21.88	1.93	25.21	23.81	33	
		1880.0	22.70	21.84	1.93	24.63	23.77	33	
		1909.3	23.72	22.42	1.93	25.65	24.35	33	
	3 RB#0	1850.7	22.78	21.93	1.93	24.71	23.86	33	
		1880.0	22.95	21.69	1.93	24.88	23.62	33	
		1909.3	23.35	22.23	1.93	25.28	24.16	33	
	3 RB#2	1850.7	23.15	21.87	1.93	25.08	23.80	33	
		1880.0	22.85	21.87	1.93	24.78	23.80	33	
		1909.3	22.93	21.92	1.93	24.86	23.85	33	
	3RB#3	1850.7	23.41	22.12	1.93	25.34	24.05	33	
		1880.0	23.44	22.23	1.93	25.37	24.16	33	
		1909.3	23.51	22.54	1.93	25.44	24.47	33	
	6RB#0	1850.7	22.94	21.83	1.93	24.87	23.76	33	
		1880.0	23.30	22.08	1.93	25.23	24.01	33	
		1909.3	22.88	21.91	1.93	24.81	23.84	33	
	3MHz	1 RB#0	1851.5	23.01	22.18	1.93	24.94	24.11	33
			1880.0	23.07	22.09	1.93	25.00	24.02	33
			1908.5	23.00	21.86	1.93	24.93	23.79	33
		1 RB#7	1851.5	22.87	21.64	1.93	24.80	23.57	33
			1880.0	22.91	21.92	1.93	24.84	23.85	33
			1908.5	22.61	21.73	1.93	24.54	23.66	33
1 RB#14		1851.5	22.97	21.78	1.93	24.90	23.71	33	
		1880.0	22.89	22.32	1.93	24.82	24.25	33	
		1908.5	23.07	22.11	1.93	25.00	24.04	33	
8 RB#0		1851.5	23.52	22.35	1.93	25.45	24.28	33	
		1880.0	22.82	21.61	1.93	24.75	23.54	33	
		1908.5	22.64	22.51	1.93	24.57	24.44	33	
8 RB#4		1851.5	22.46	21.34	1.93	24.39	23.27	33	
		1880.0	23.40	22.22	1.93	25.33	24.15	33	
		1908.5	23.62	22.36	1.93	25.55	24.29	33	

	8 RB#7	1851.5	23.15	22.40	1.93	25.08	24.33	33	
		1880.0	23.27	22.02	1.93	25.20	23.95	33	
		1908.5	22.66	21.99	1.93	24.59	23.92	33	
	15 RB#0	1851.5	23.51	22.25	1.93	25.44	24.18	33	
		1880.0	22.53	22.16	1.93	24.46	24.09	33	
		1908.5	21.60	21.66	1.93	23.53	23.59	33	
5MHz	1 RB#0	1852.5	22.06	21.99	1.93	23.99	23.92	33	
		1880.0	23.51	22.25	1.93	25.44	24.18	33	
		1907.5	23.52	22.36	1.93	25.45	24.29	33	
	1 RB#13	1852.5	23.32	22.48	1.93	25.25	24.41	33	
		1880.0	22.71	22.12	1.93	24.64	24.05	33	
		1907.5	22.38	21.54	1.93	24.31	23.47	33	
	1 RB#24	1852.5	22.86	21.81	1.93	24.79	23.74	33	
		1880.0	23.44	22.25	1.93	25.37	24.18	33	
		1907.5	22.88	21.61	1.93	24.81	23.54	33	
	12 RB#0	1852.5	23.21	22.60	1.93	25.14	24.53	33	
		1880.0	23.09	22.45	1.93	25.02	24.38	33	
		1907.5	22.59	21.75	1.93	24.52	23.68	33	
	12 RB#6	1852.5	22.53	21.35	1.93	24.46	23.28	33	
		1880.0	22.83	21.54	1.93	24.76	23.47	33	
		1907.5	23.26	22.20	1.93	25.19	24.13	33	
	12 RB#13	1852.5	23.45	22.18	1.93	25.38	24.11	33	
		1880.0	23.11	21.68	1.93	25.04	23.61	33	
		1907.5	23.34	22.01	1.93	25.27	23.94	33	
	25 RB#0	1852.5	23.23	22.32	1.93	25.16	24.25	33	
		1880.0	22.32	21.96	1.93	24.25	23.89	33	
		1907.5	22.92	22.26	1.93	24.85	24.19	33	
	10MHz	1 RB#1	1855.0	22.87	22.34	1.93	24.80	24.27	33
			1880.0	23.32	22.48	1.93	25.25	24.41	33
			1905.0	23.41	22.42	1.93	25.34	24.35	33
1 RB#25		1855.0	22.58	21.54	1.93	24.51	23.47	33	
		1880.0	22.86	21.81	1.93	24.79	23.74	33	
		1905.0	23.44	22.25	1.93	25.37	24.18	33	
1 RB#49		1855.0	22.88	21.61	1.93	24.81	23.54	33	
		1880.0	23.41	22.60	1.93	25.34	24.53	33	
		1905.0	23.32	22.45	1.93	25.25	24.38	33	
25 RB#0		1855.0	22.59	21.75	1.93	24.52	23.68	33	
		1880.0	22.93	21.85	1.93	24.86	23.78	33	
		1905.0	22.83	21.54	1.93	24.76	23.47	33	
25 RB#13		1855.0	23.26	22.20	1.93	25.19	24.13	33	
		1880.0	23.45	22.18	1.93	25.38	24.11	33	

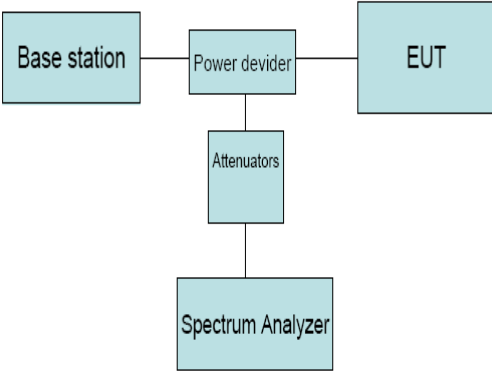
	25 RB#25	1905.0	23.11	21.68	1.93	25.04	23.61	33	
		1855.0	23.34	22.01	1.93	25.27	23.94	33	
		1880.0	23.23	22.32	1.93	25.16	24.25	33	
		1905.0	22.72	21.96	1.93	24.65	23.89	33	
	50 RB#0	1855.0	22.60	22.23	1.93	24.53	24.16	33	
		1880.0	22.45	21.93	1.93	24.38	23.86	33	
		1905.0	22.75	22.26	1.93	24.68	24.19	33	
15MHz	1 RB#0	1857.5	22.80	21.55	1.93	24.73	23.48	33	
		1880.0	22.91	21.96	1.93	24.84	23.89	33	
		1902.5	22.49	21.58	1.93	24.42	23.51	33	
	1 RB#38	1857.5	23.11	21.72	1.93	25.04	23.65	33	
		1880.0	23.00	21.90	1.93	24.93	23.83	33	
		1902.5	22.99	21.83	1.93	24.92	23.76	33	
	1 RB#74	1857.5	23.28	21.88	1.93	25.21	23.81	33	
		1880.0	22.70	21.84	1.93	24.63	23.77	33	
		1902.5	23.32	22.42	1.93	25.25	24.35	33	
	36 RB#0	1857.5	23.28	21.93	1.93	25.21	23.86	33	
		1880.0	22.95	21.69	1.93	24.88	23.62	33	
		1902.5	23.35	22.23	1.93	25.28	24.16	33	
	36 RB#19	1857.5	23.15	21.87	1.93	25.08	23.80	33	
		1880.0	22.85	21.87	1.93	24.78	23.80	33	
		1902.5	23.23	21.96	1.93	25.16	23.89	33	
	36 RB#39	1857.5	23.41	22.12	1.93	25.34	24.05	33	
		1880.0	23.44	22.23	1.93	25.37	24.16	33	
		1902.5	23.51	22.54	1.93	25.44	24.47	33	
	75 RB#0	1857.5	22.94	21.83	1.93	24.87	23.76	33	
		1880.0	23.30	22.08	1.93	25.23	24.01	33	
		1902.5	22.88	21.91	1.93	24.81	23.84	33	
	20MHz	1 RB#0	1860.0	23.67	22.18	1.93	25.60	24.11	33
			1880.0	23.09	22.09	1.93	25.02	24.02	33
			1900.0	23.00	21.86	1.93	24.93	23.79	33
1 RB#50		1860.0	22.88	21.64	1.93	24.81	23.57	33	
		1880.0	22.91	21.92	1.93	24.84	23.85	33	
		1900.0	22.61	21.73	1.93	24.54	23.66	33	
1 RB#99		1860.0	22.97	21.78	1.93	24.90	23.71	33	
		1880.0	23.19	22.32	1.93	25.12	24.25	33	
		1900.0	23.37	22.11	1.93	25.30	24.04	33	
50 RB#0		1860.0	23.52	22.35	1.93	25.45	24.28	33	
		1880.0	22.82	21.61	1.93	24.75	23.54	33	
		1900.0	23.24	22.51	1.93	25.17	24.44	33	
50 RB#25		1860.0	22.66	21.54	1.93	24.59	23.47	33	



		1880.0	23.54	22.42	1.93	25.47	24.35	33
		1900.0	23.62	22.36	1.93	25.55	24.29	33
	50 RB#50	1860.0	23.15	22.40	1.93	25.08	24.33	33
		1880.0	23.27	22.02	1.93	25.20	23.95	33
		1900.0	22.86	21.99	1.93	24.79	23.92	33
	100 RB#0	1860.0	23.51	22.25	1.93	25.44	24.18	33
		1880.0	22.53	22.16	1.93	24.46	24.09	33
		1900.0	22.68	21.66	1.93	24.61	23.59	33

Note: all modes of RB configurations have been tested, and only worst configuration data listed.

4.2 99% & -26 dB Occupied Bandwidth

Limit:	N/A
Test procedure	<ol style="list-style-type: none"> 1. The EUT was directly connected to the spectrum analyzer and Base station via power splitter as show in the block diagram 2. RBW was set to about 1% of emission BW, VBW= 3 times RBW. 3. -26dBc display line was placed on the screen (or 99% bandwidth), the occupied bandwidth is the delta frequency between the two points where the display line intersects the signal trace. 4. The low, middle and the high channels are selected to perform tests respectively.
Test setup:	 <pre> graph LR BS[Base station] --- PD[Power divider] PD --- EUT[EUT] PD --- ATT[Attenuators] ATT --- SA[Spectrum Analyzer] </pre>
Test results:	Pass

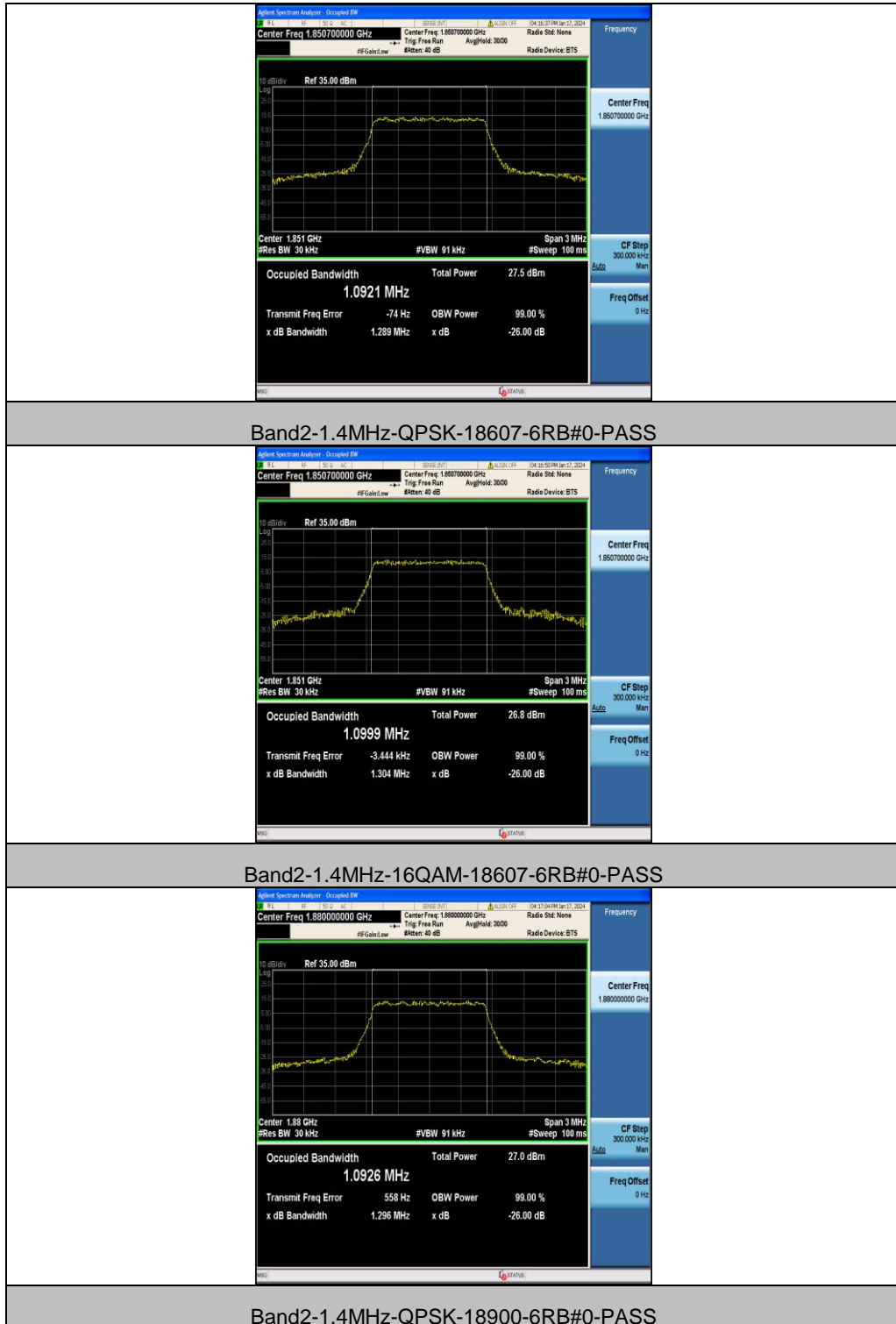
Measurement data:

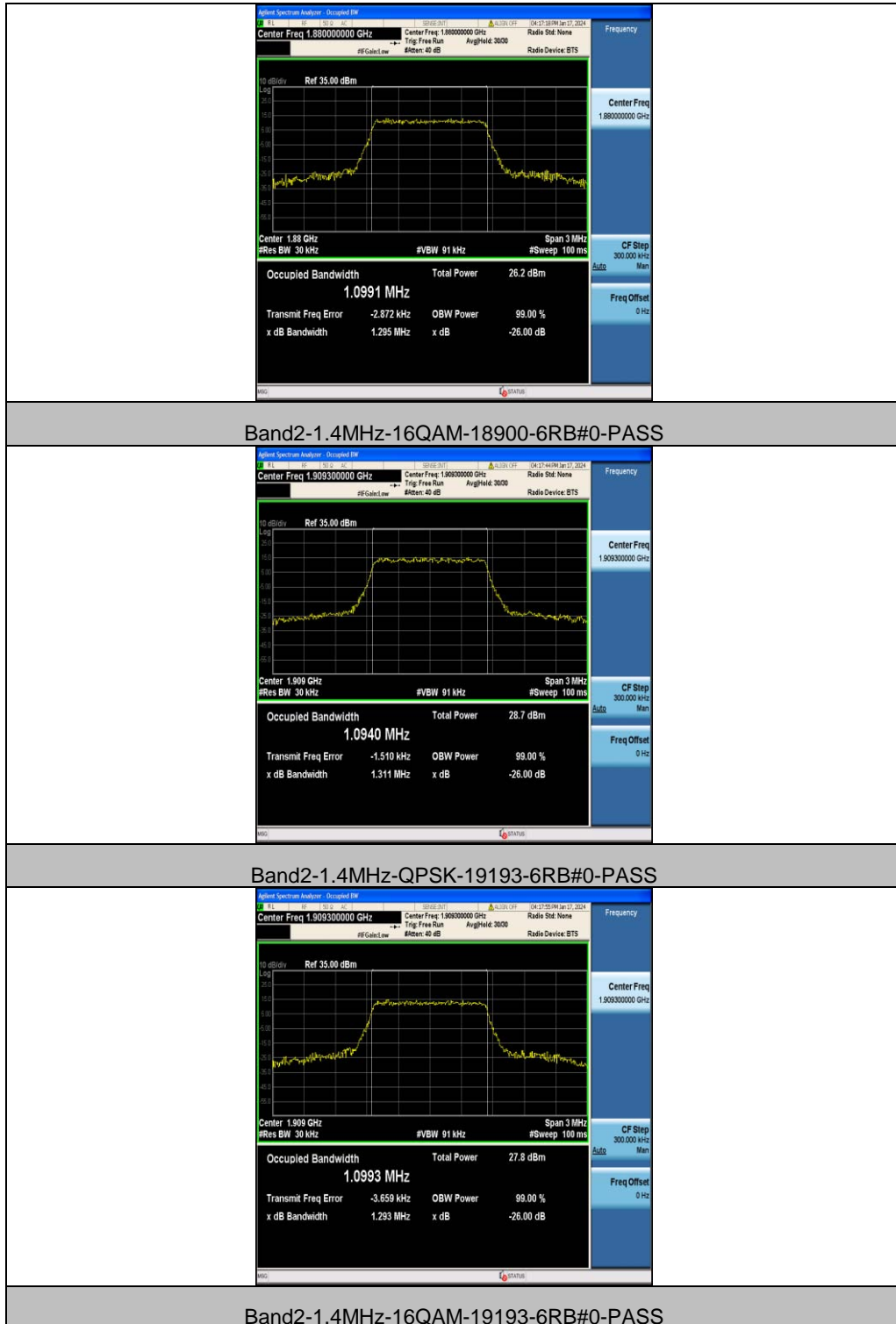
Band	Bandwidth	Modulation	Channel	RB Configuration	Occupied Bandwidth (MHz)	26dB Bandwidth (MHz)	Verdict
Band2	1.4MHz	QPSK	18607	6RB#0	1.0921	1.289	PASS
Band2	1.4MHz	16QAM	18607	6RB#0	1.0999	1.304	PASS
Band2	1.4MHz	QPSK	18900	6RB#0	1.0926	1.296	PASS
Band2	1.4MHz	16QAM	18900	6RB#0	1.0991	1.295	PASS
Band2	1.4MHz	QPSK	19193	6RB#0	1.0940	1.311	PASS
Band2	1.4MHz	16QAM	19193	6RB#0	1.0993	1.293	PASS
Band2	3MHz	QPSK	18615	15RB#0	2.7059	2.955	PASS
Band2	3MHz	16QAM	18615	15RB#0	2.6919	2.956	PASS
Band2	3MHz	QPSK	18900	15RB#0	2.7003	2.959	PASS
Band2	3MHz	16QAM	18900	15RB#0	2.6913	2.953	PASS
Band2	3MHz	QPSK	19185	15RB#0	2.7057	2.961	PASS
Band2	3MHz	16QAM	19185	15RB#0	2.6894	2.954	PASS
Band2	5MHz	QPSK	18625	25RB#0	4.5029	4.987	PASS
Band2	5MHz	16QAM	18625	25RB#0	4.5183	5.027	PASS
Band2	5MHz	QPSK	18900	25RB#0	4.5083	5.012	PASS
Band2	5MHz	16QAM	18900	25RB#0	4.4980	4.968	PASS
Band2	5MHz	QPSK	19175	25RB#0	4.5096	5.017	PASS
Band2	5MHz	16QAM	19175	25RB#0	4.4949	4.957	PASS
Band2	10MHz	QPSK	18650	50RB#0	8.9623	9.914	PASS
Band2	10MHz	16QAM	18650	50RB#0	8.9703	9.820	PASS
Band2	10MHz	QPSK	18900	50RB#0	8.9725	9.961	PASS
Band2	10MHz	16QAM	18900	50RB#0	8.9772	9.899	PASS
Band2	10MHz	QPSK	19150	50RB#0	8.9774	9.935	PASS
Band2	10MHz	16QAM	19150	50RB#0	8.9767	9.891	PASS
Band2	15MHz	QPSK	18675	75RB#0	13.439	14.71	PASS
Band2	15MHz	16QAM	18675	75RB#0	13.420	14.61	PASS
Band2	15MHz	QPSK	18900	75RB#0	13.452	14.80	PASS
Band2	15MHz	16QAM	18900	75RB#0	13.421	14.68	PASS
Band2	15MHz	QPSK	19125	75RB#0	13.446	14.84	PASS
Band2	15MHz	16QAM	19125	75RB#0	13.460	14.66	PASS
Band2	20MHz	QPSK	18700	100RB#0	17.911	19.36	PASS
Band2	20MHz	16QAM	18700	100RB#0	17.896	19.36	PASS
Band2	20MHz	QPSK	18900	100RB#0	17.902	19.39	PASS
Band2	20MHz	16QAM	18900	100RB#0	17.970	19.52	PASS
Band2	20MHz	QPSK	19100	100RB#0	17.902	19.42	PASS

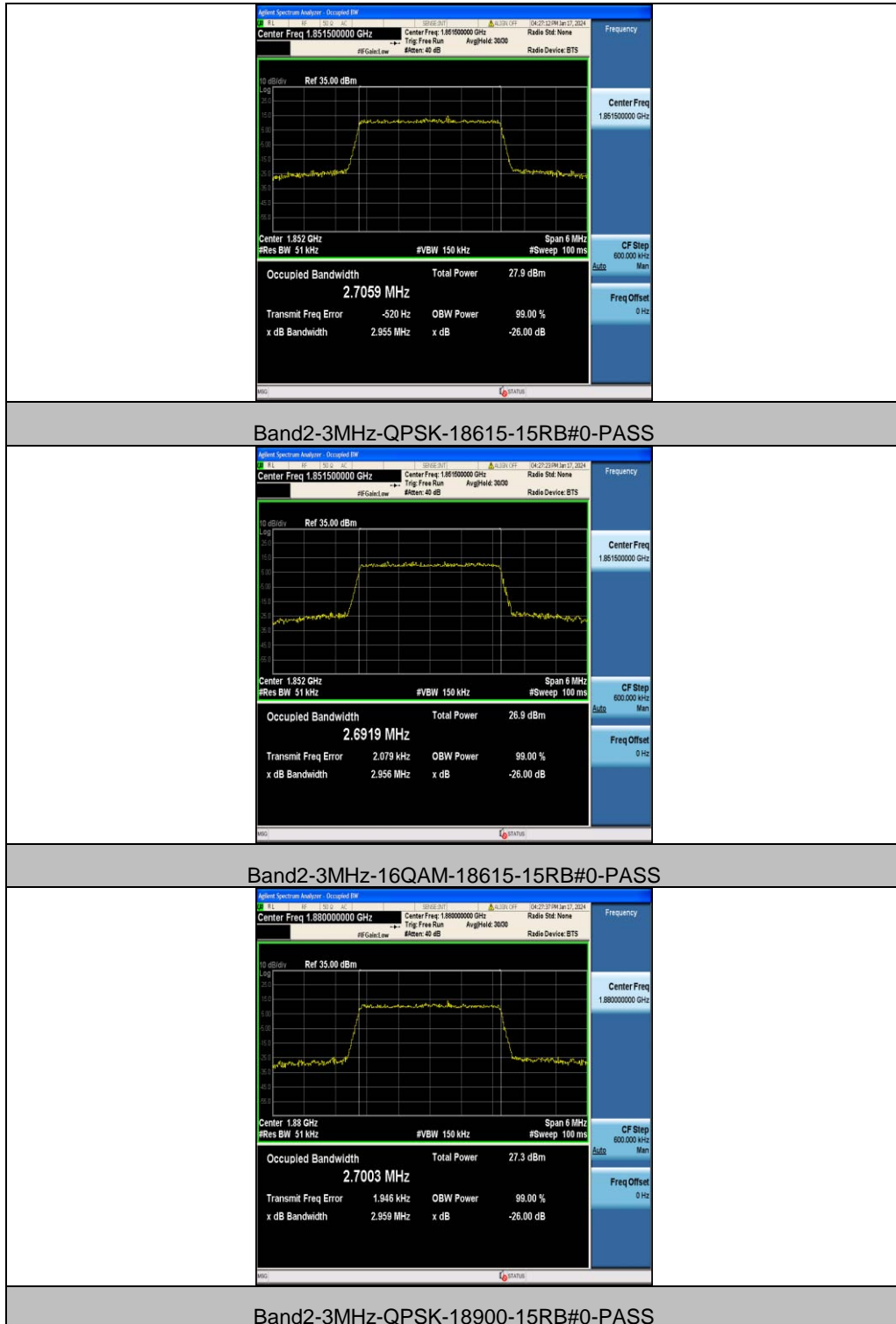
Band2	20MHz	16QAM	19100	100RB#0	17.933	19.41	PASS
-------	-------	-------	-------	---------	--------	-------	------

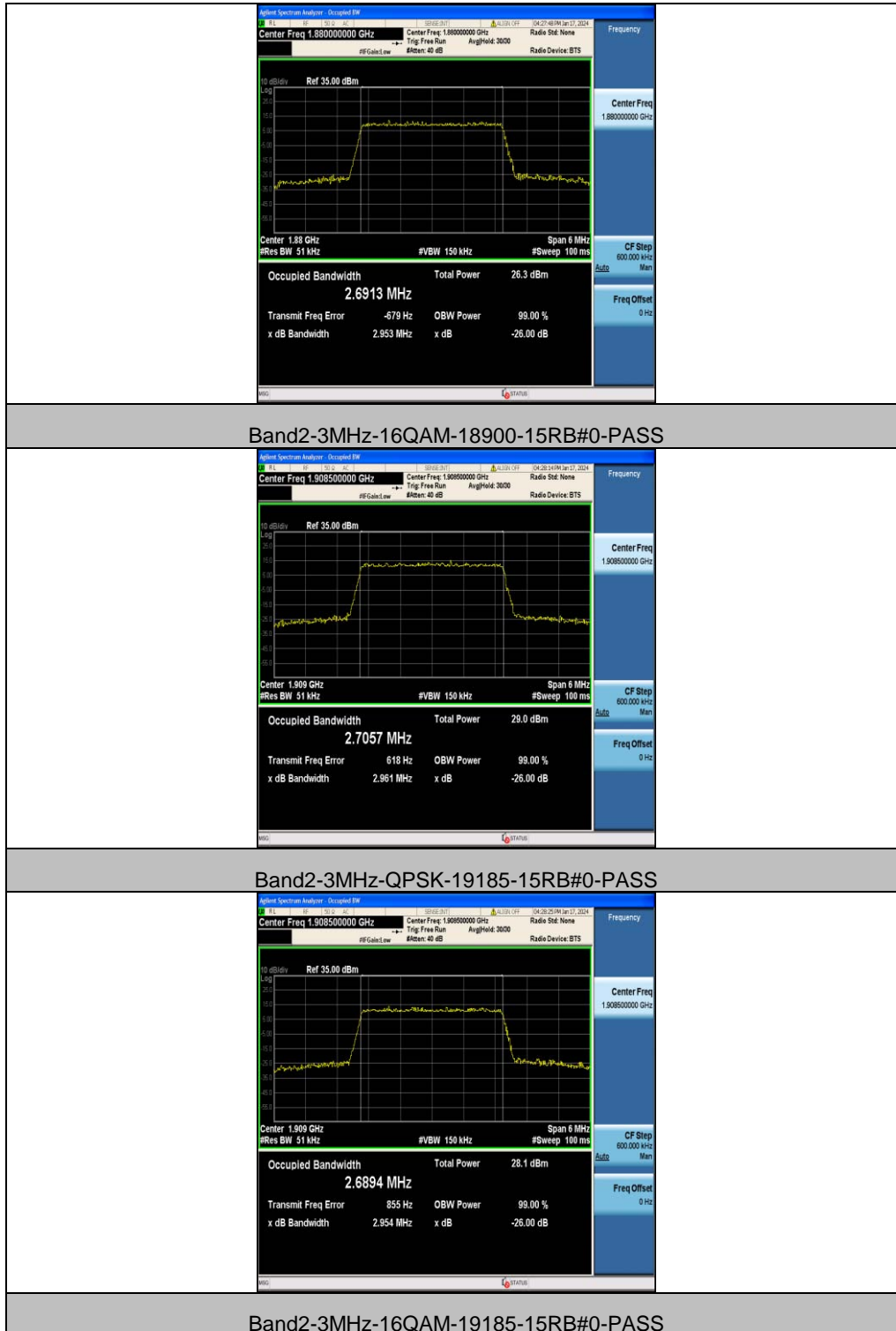
Remark: All modes of RB configurations have been tested, and only worst configuration data listed.

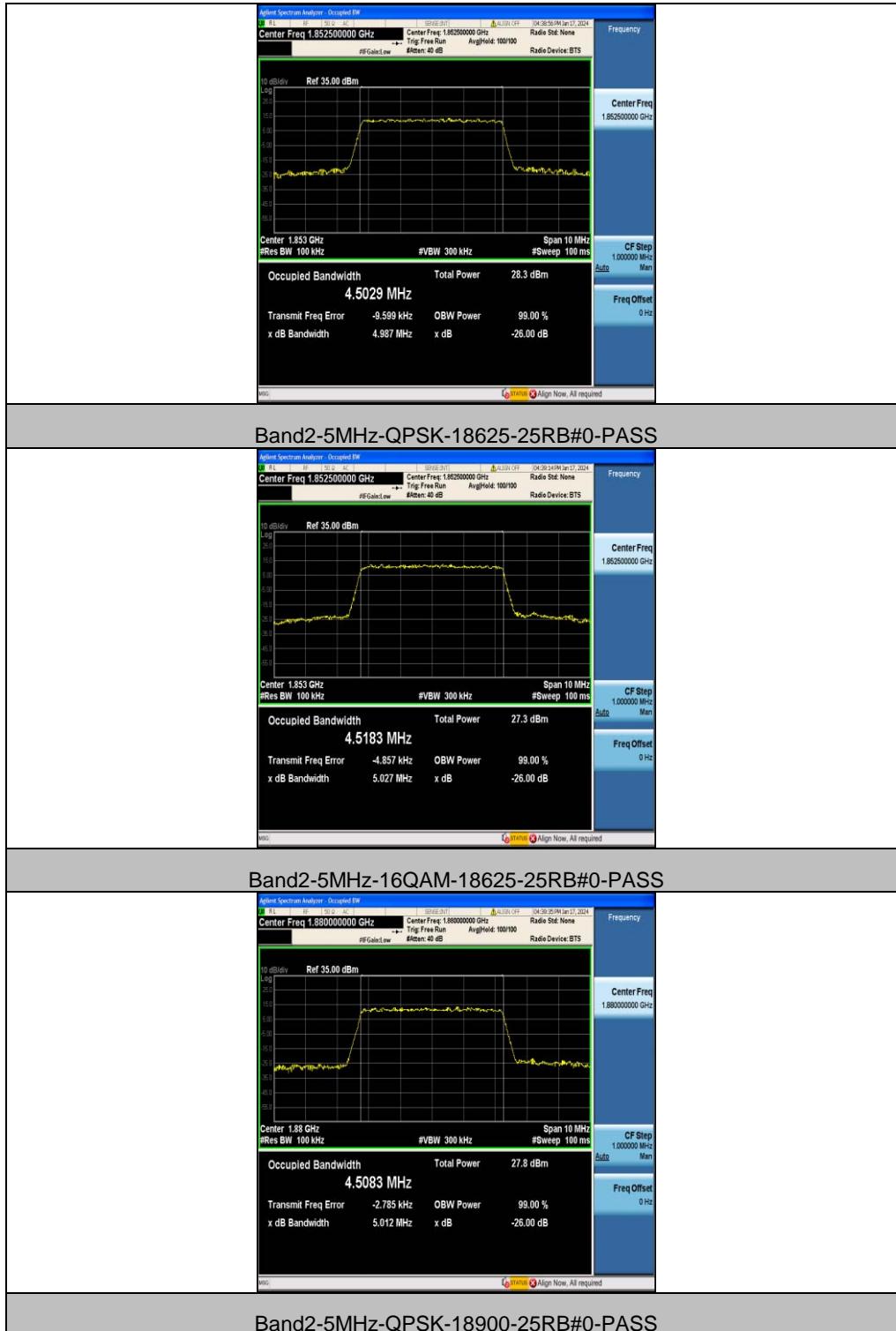
Test plots:

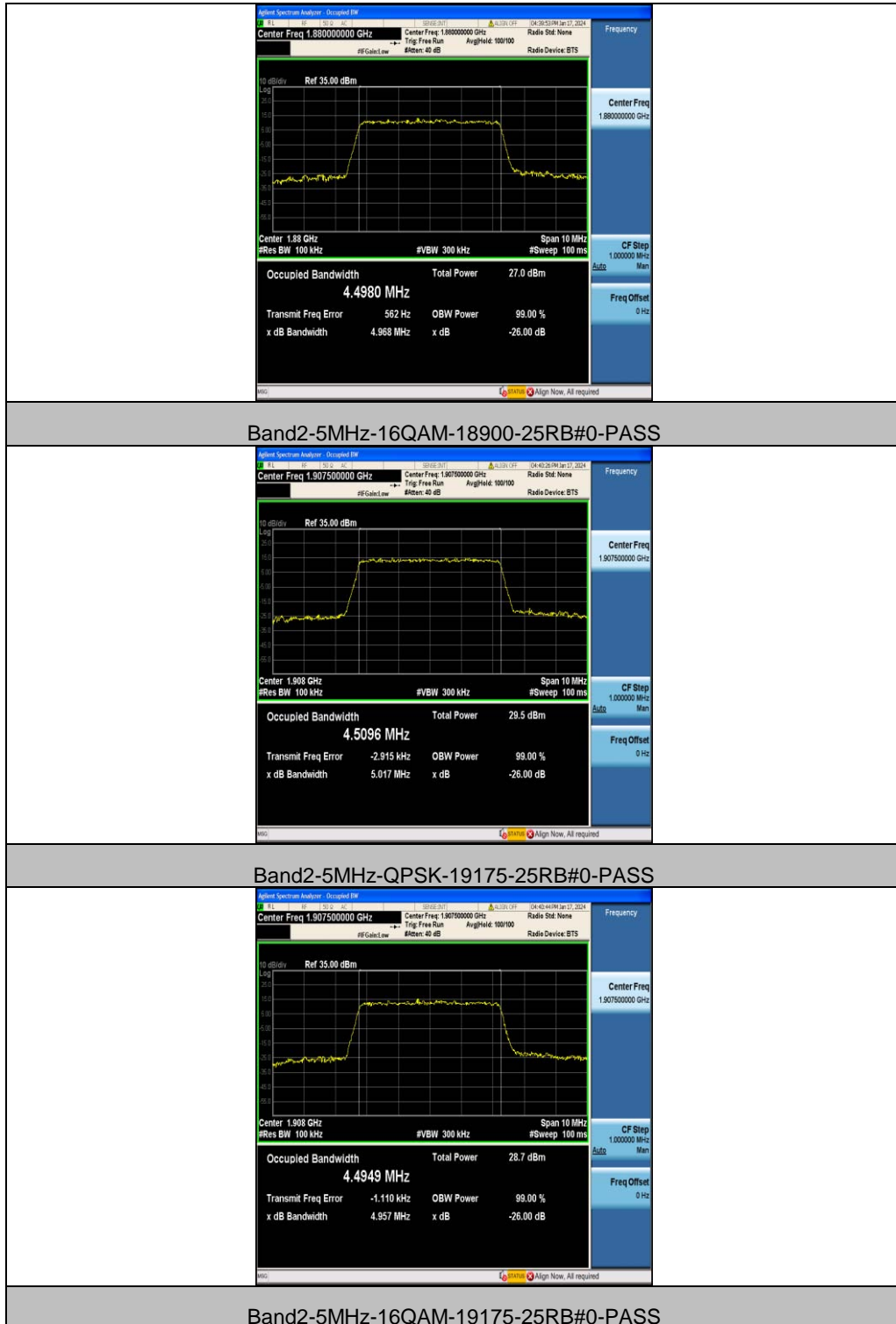


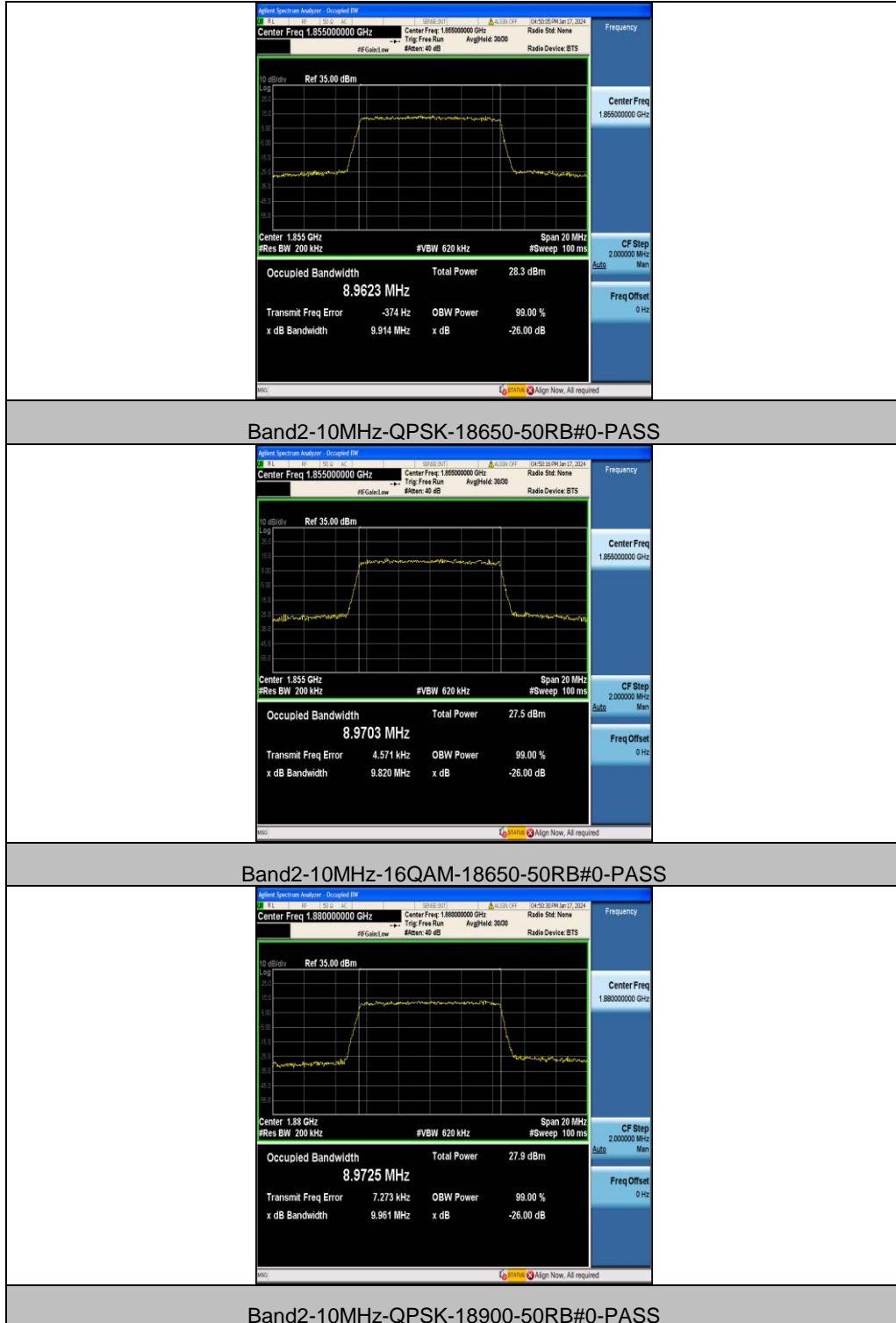


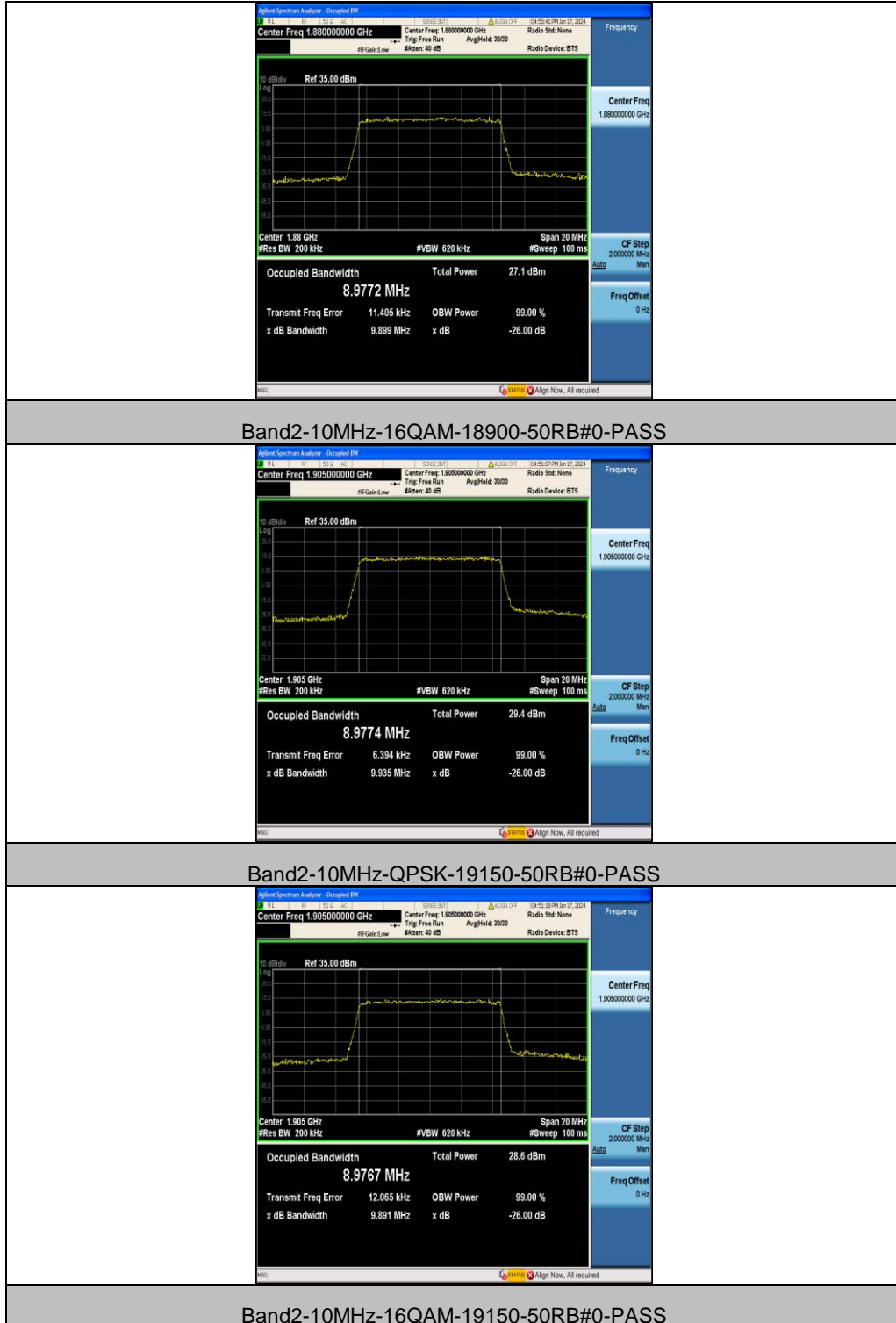


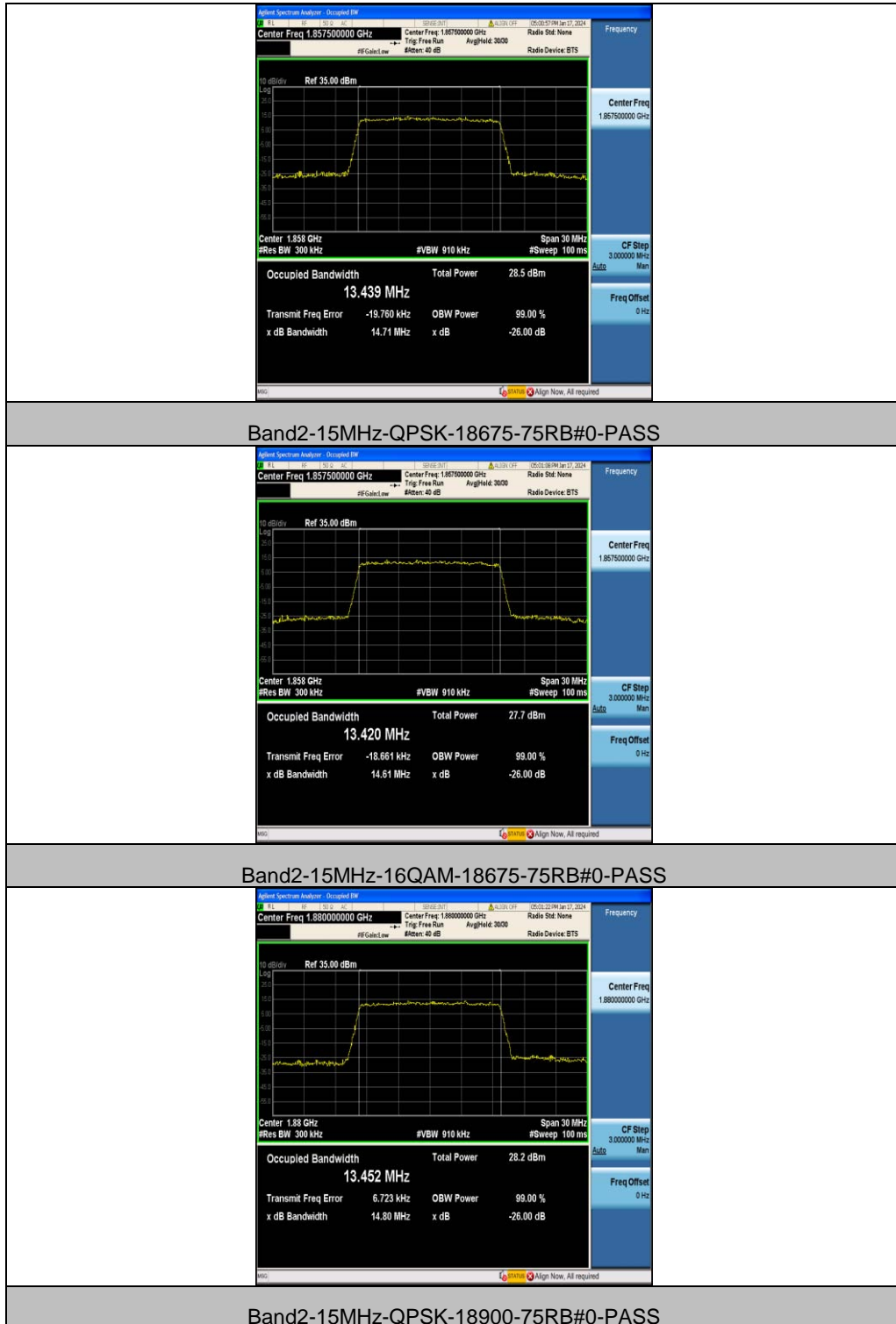


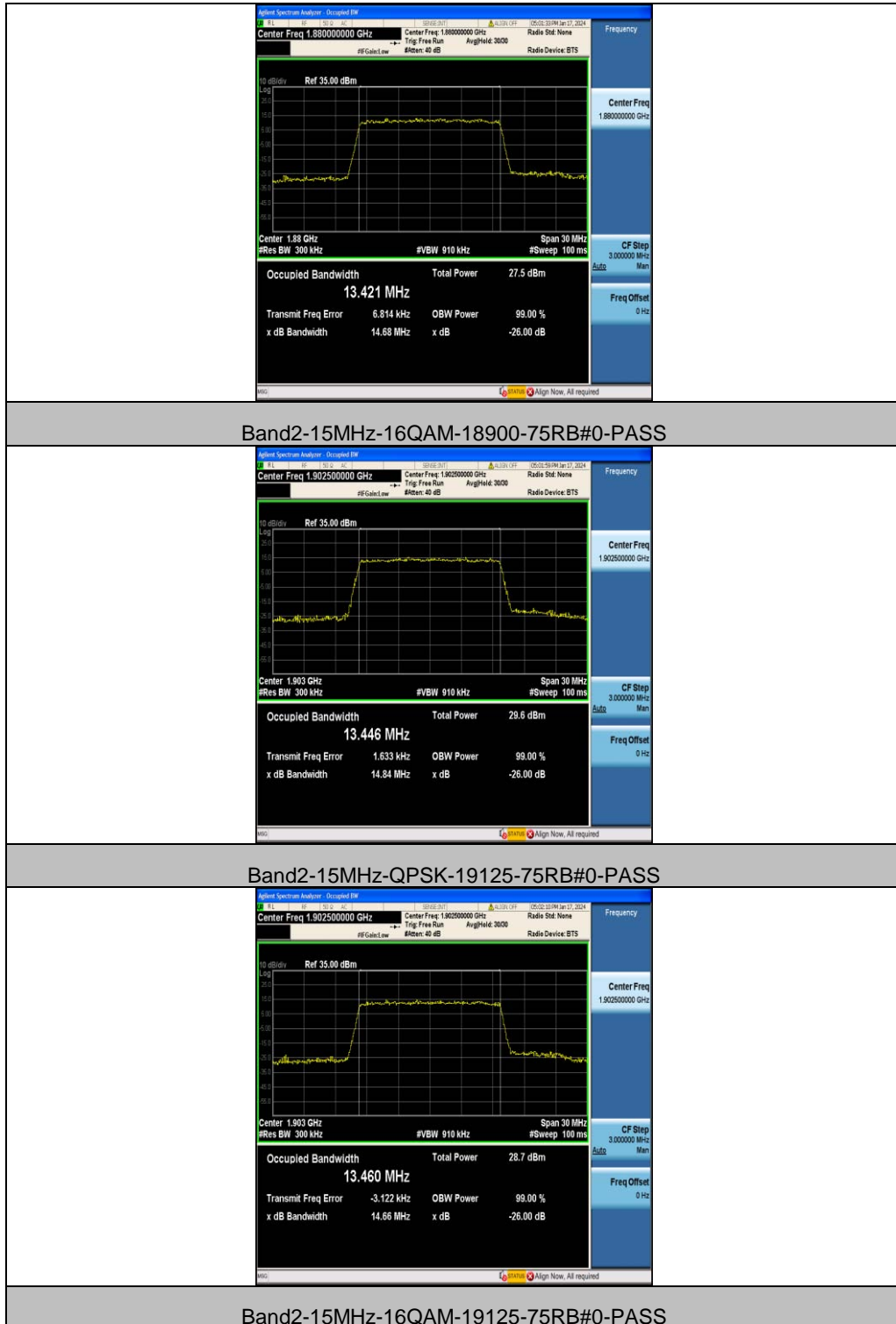


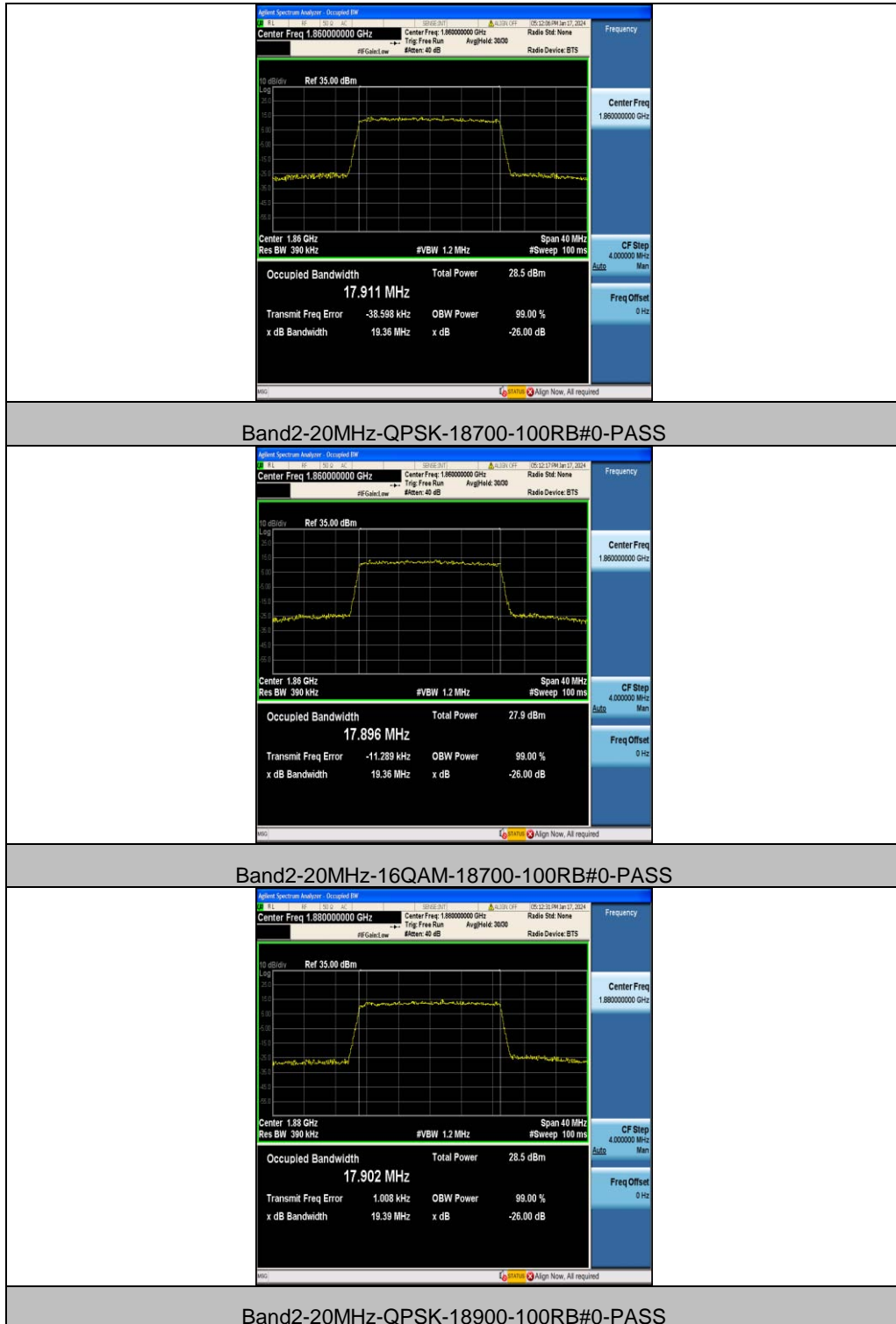


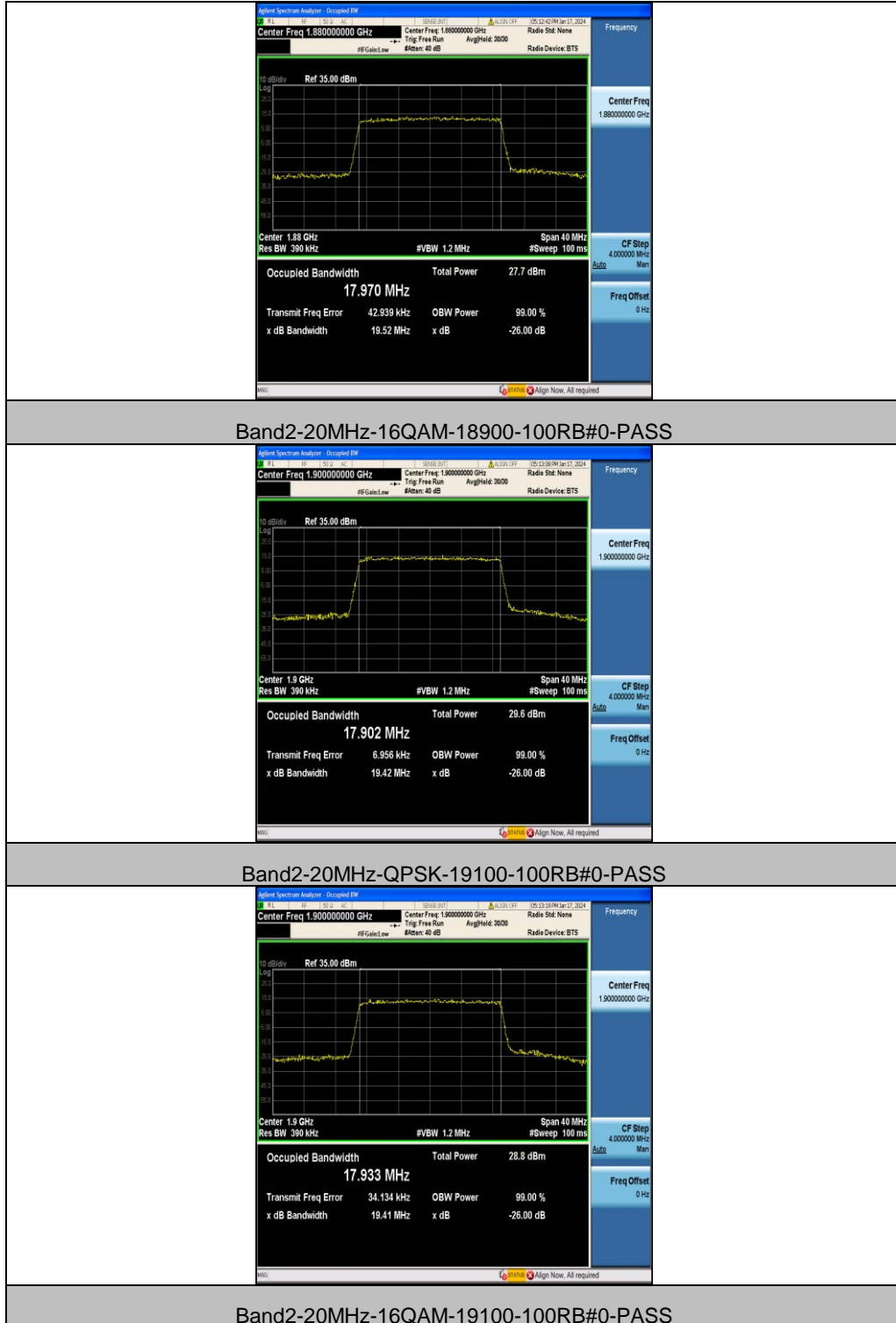




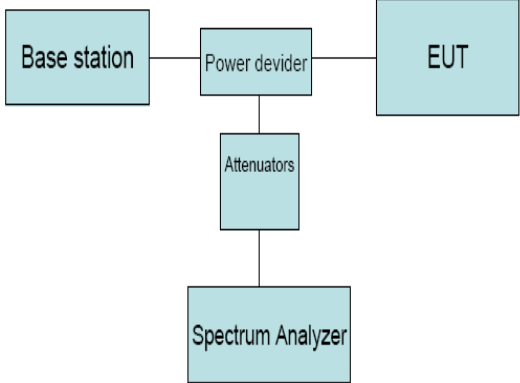








4.3 Peak to average power ratio (PAPR)

Limit:	The peak-to-average power ratio (PAPR) of the transmitter output power must not exceed 13 dB.
Test setup:	 <pre> graph LR BS[Base station] --- PD[Power divider] PD --- EUT[EUT] PD --- ATT[Attenuators] ATT --- SA[Spectrum Analyzer] </pre>
Test procedure:	<ol style="list-style-type: none"> 1. The signal analyzer' s CCDF measurement profile is enabled 2. Frequency = carrier center frequency 3. Measurement BW > Emission bandwidth of signal 4. The signal analyzer was set to collect one million samples to generate the CCDF curve 5. The measurement interval was set depending on the type of signal analyzed. For continuous signals(>98% duty cycle), the measurement interval was set to 1ms. For burst transmissions, the spectrum analyzer is set to use an internal " RF Burst" trigger that is synced with an incoming pulse and the measurement interval is set to less than the duration of the " on time" of one burst to ensure that energy is only captured during a time in which the transmitter is operating at maximum power
Test results:	Pass

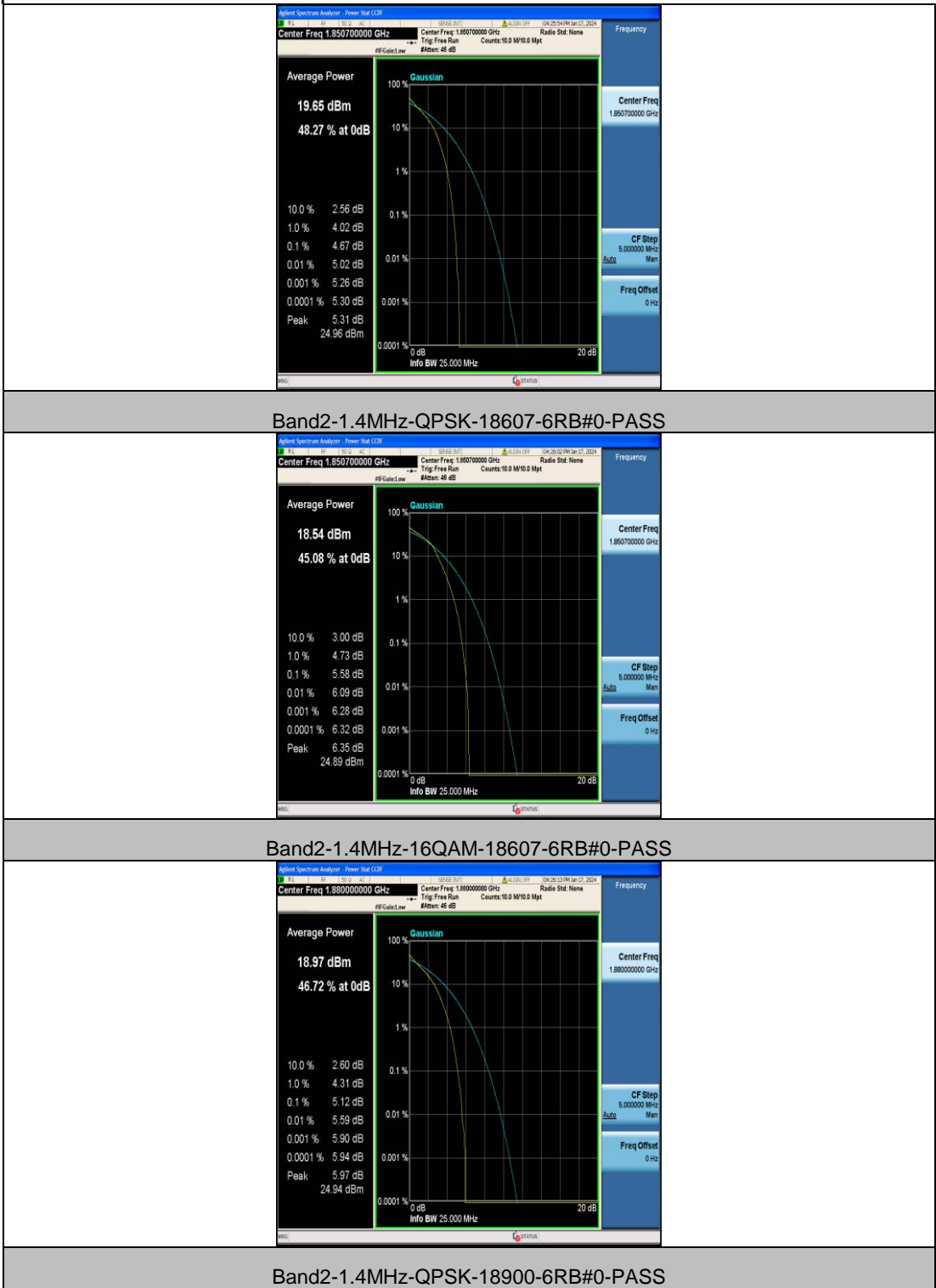
Test data

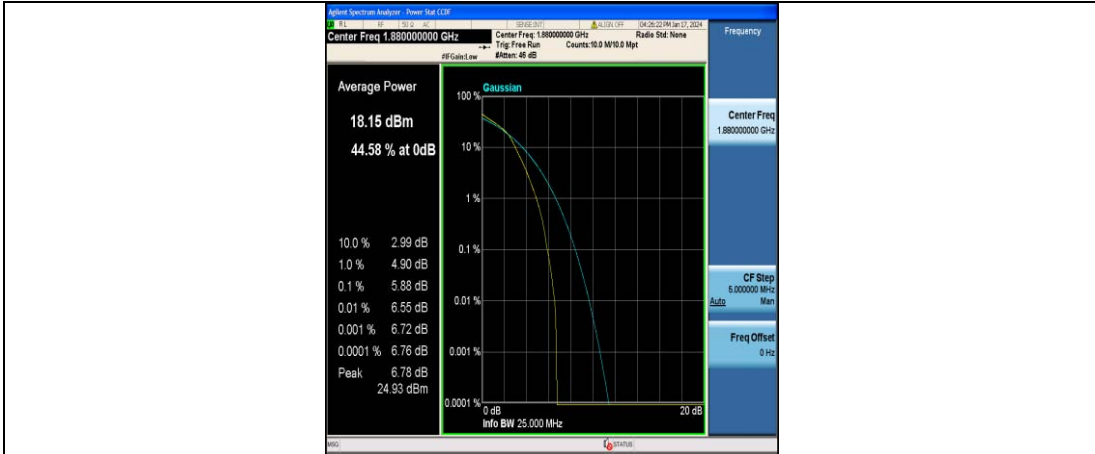
Band	Bandwidth	Modulation	Channel	RB Configuration	Result(dB)	Limit(dB)	Verdict
Band2	1.4MHz	QPSK	18607	6RB#0	4.67	13	PASS
Band2	1.4MHz	16QAM	18607	6RB#0	5.58	13	PASS
Band2	1.4MHz	QPSK	18900	6RB#0	5.12	13	PASS
Band2	1.4MHz	16QAM	18900	6RB#0	5.88	13	PASS
Band2	1.4MHz	QPSK	19193	6RB#0	5.00	13	PASS
Band2	1.4MHz	16QAM	19193	6RB#0	5.74	13	PASS
Band2	3MHz	QPSK	18615	15RB#0	4.90	13	PASS
Band2	3MHz	16QAM	18615	15RB#0	5.52	13	PASS
Band2	3MHz	QPSK	18900	15RB#0	5.09	13	PASS
Band2	3MHz	16QAM	18900	15RB#0	5.88	13	PASS
Band2	3MHz	QPSK	19185	15RB#0	5.11	13	PASS
Band2	3MHz	16QAM	19185	15RB#0	5.86	13	PASS

Band2	5MHz	QPSK	18625	25RB#0	4.90	13	PASS
Band2	5MHz	16QAM	18625	25RB#0	5.72	13	PASS
Band2	5MHz	QPSK	18900	25RB#0	5.08	13	PASS
Band2	5MHz	16QAM	18900	25RB#0	6.03	13	PASS
Band2	5MHz	QPSK	19175	25RB#0	5.19	13	PASS
Band2	5MHz	16QAM	19175	25RB#0	5.94	13	PASS
Band2	10MHz	QPSK	18650	50RB#0	4.89	13	PASS
Band2	10MHz	16QAM	18650	50RB#0	5.76	13	PASS
Band2	10MHz	QPSK	18900	50RB#0	5.28	13	PASS
Band2	10MHz	16QAM	18900	50RB#0	6.09	13	PASS
Band2	10MHz	QPSK	19150	50RB#0	5.25	13	PASS
Band2	10MHz	16QAM	19150	50RB#0	6.08	13	PASS
Band2	15MHz	QPSK	18675	75RB#0	5.36	13	PASS
Band2	15MHz	16QAM	18675	75RB#0	5.93	13	PASS
Band2	15MHz	QPSK	18900	75RB#0	5.57	13	PASS
Band2	15MHz	16QAM	18900	75RB#0	6.15	13	PASS
Band2	15MHz	QPSK	19125	75RB#0	5.55	13	PASS
Band2	15MHz	16QAM	19125	75RB#0	6.15	13	PASS
Band2	20MHz	QPSK	18700	100RB#0	5.22	13	PASS
Band2	20MHz	16QAM	18700	100RB#0	6.01	13	PASS
Band2	20MHz	QPSK	18900	100RB#0	5.34	13	PASS
Band2	20MHz	16QAM	18900	100RB#0	6.13	13	PASS
Band2	20MHz	QPSK	19100	100RB#0	5.33	13	PASS
Band2	20MHz	16QAM	19100	100RB#0	6.10	13	PASS

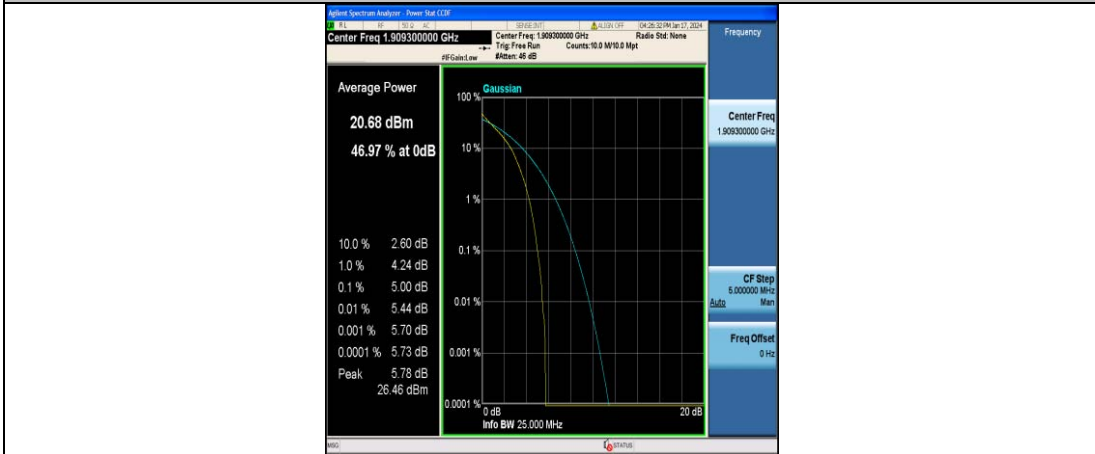
Remark: All modes of RB configurations have been tested, and only worst configuration data listed.

Test plots:





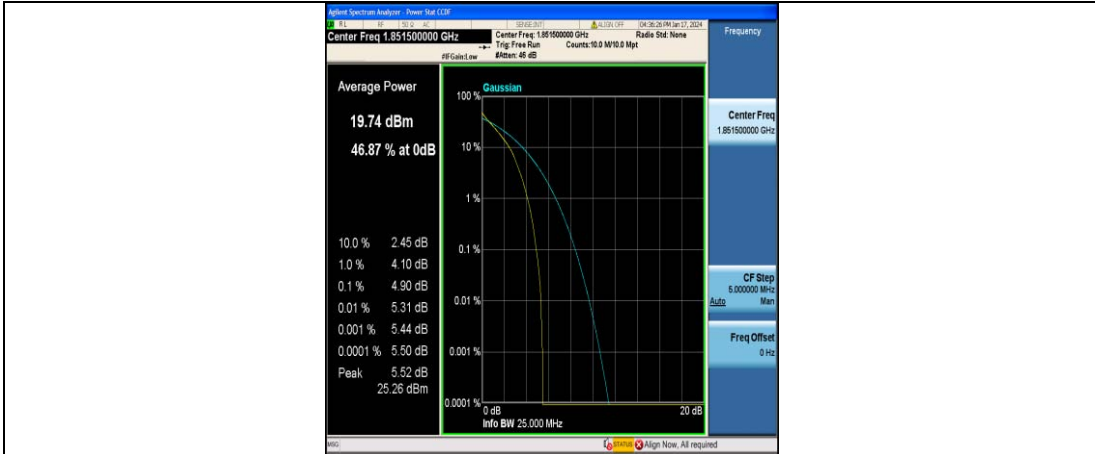
Band2-1.4MHz-16QAM-18900-6RB#0-PASS



Band2-1.4MHz-QPSK-19193-6RB#0-PASS



Band2-1.4MHz-16QAM-19193-6RB#0-PASS



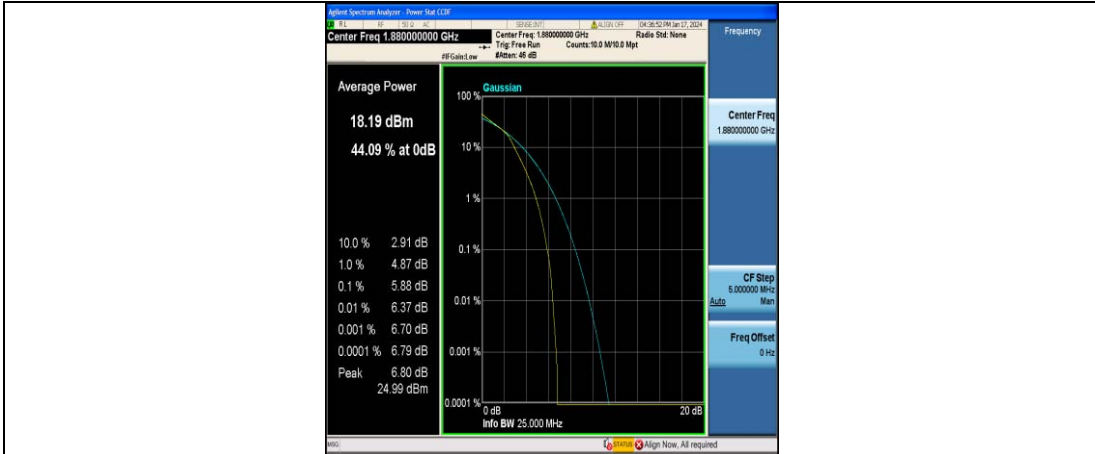
Band2-3MHz-QPSK-18615-15RB#0-PASS



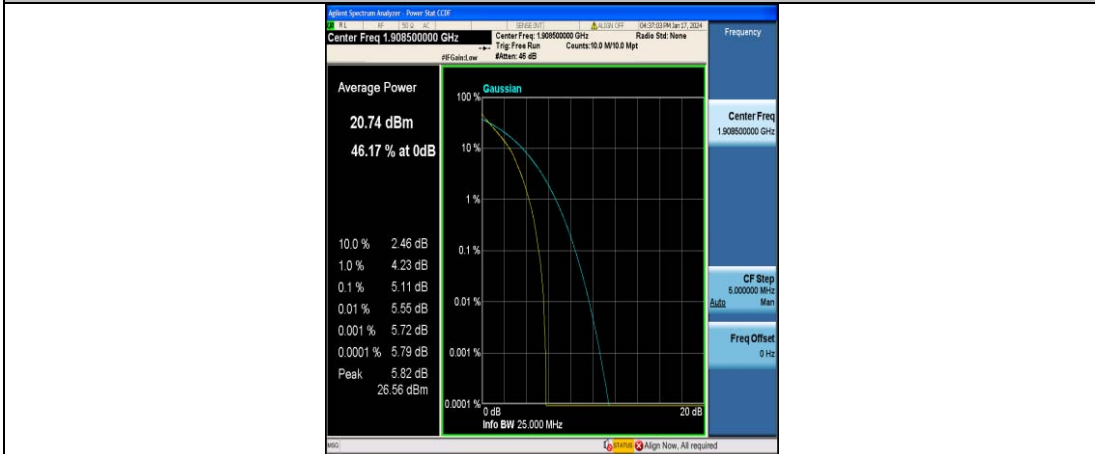
Band2-3MHz-16QAM-18615-15RB#0-PASS



Band2-3MHz-QPSK-18900-15RB#0-PASS



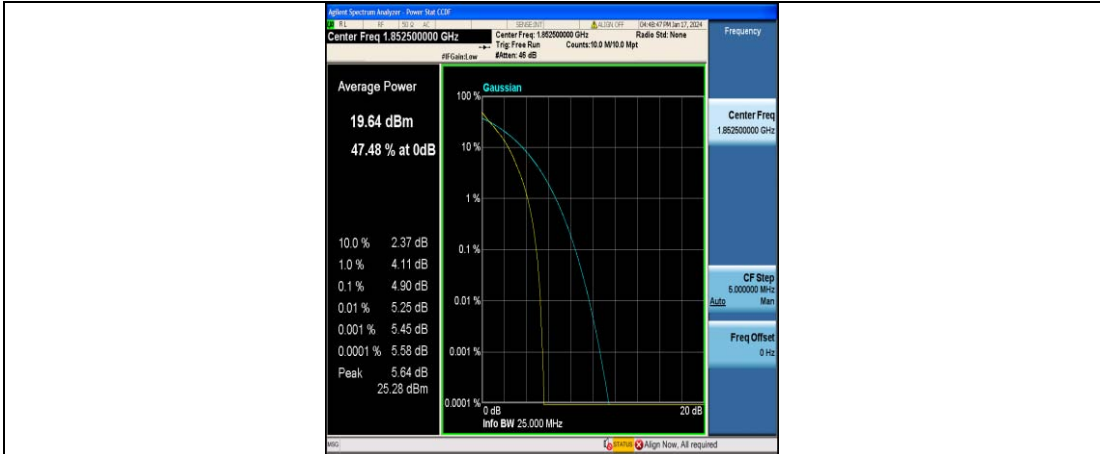
Band2-3MHz-16QAM-18900-15RB#0-PASS



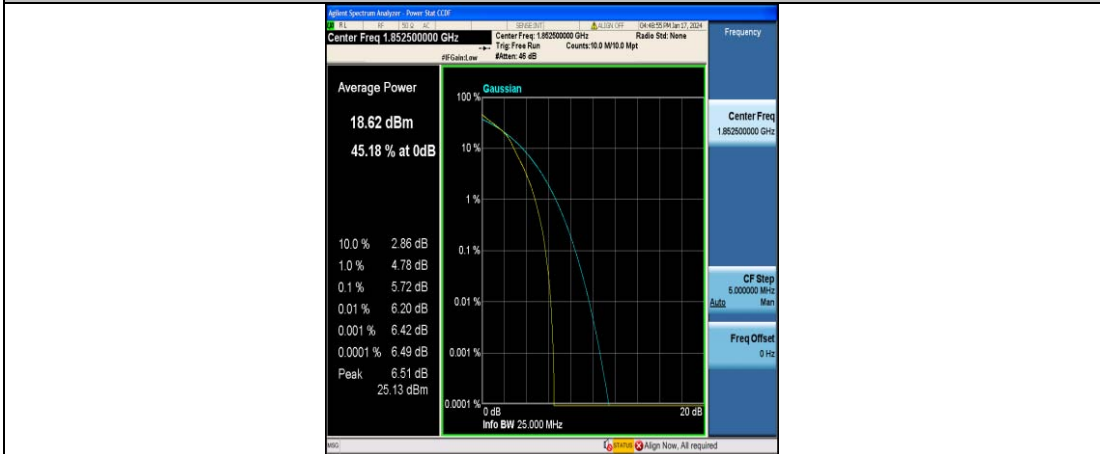
Band2-3MHz-QPSK-19185-15RB#0-PASS



Band2-3MHz-16QAM-19185-15RB#0-PASS



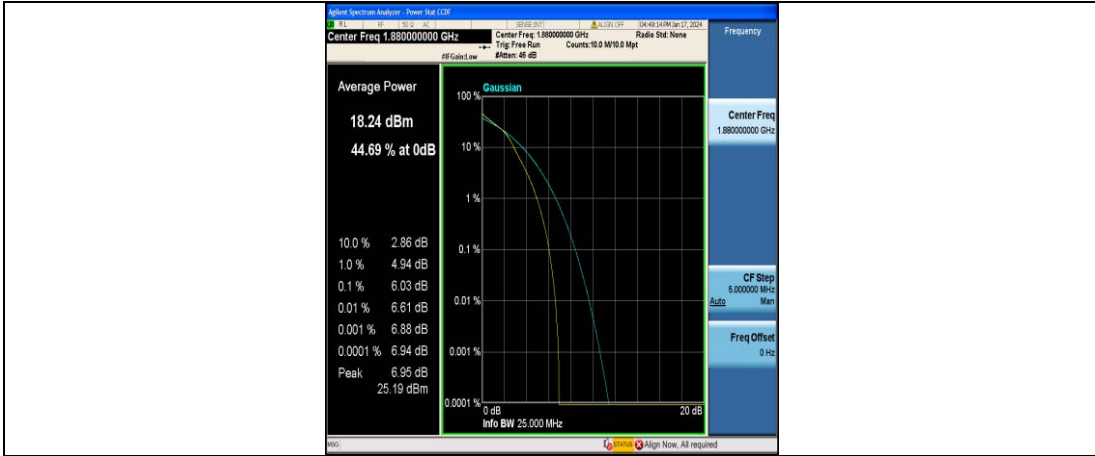
Band2-5MHz-QPSK-18625-25RB#0-PASS



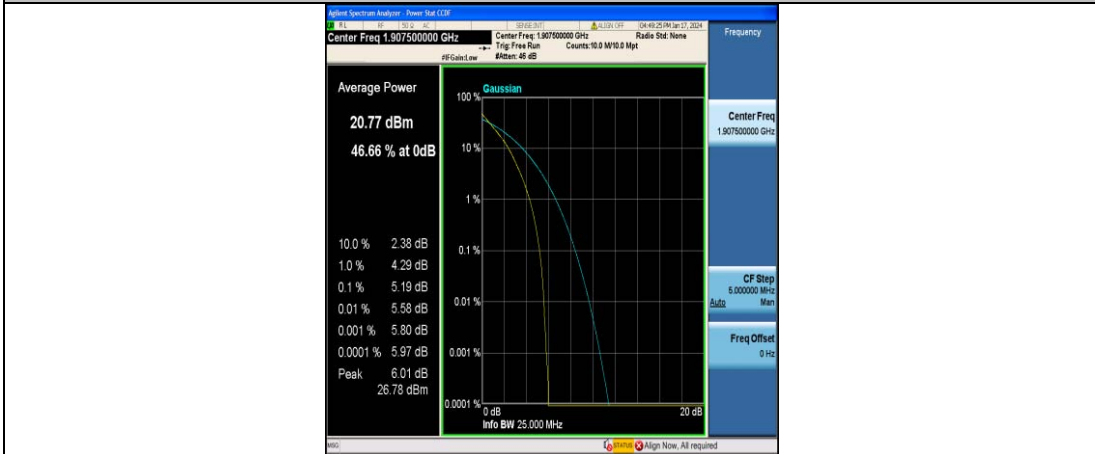
Band2-5MHz-16QAM-18625-25RB#0-PASS



Band2-5MHz-QPSK-18900-25RB#0-PASS



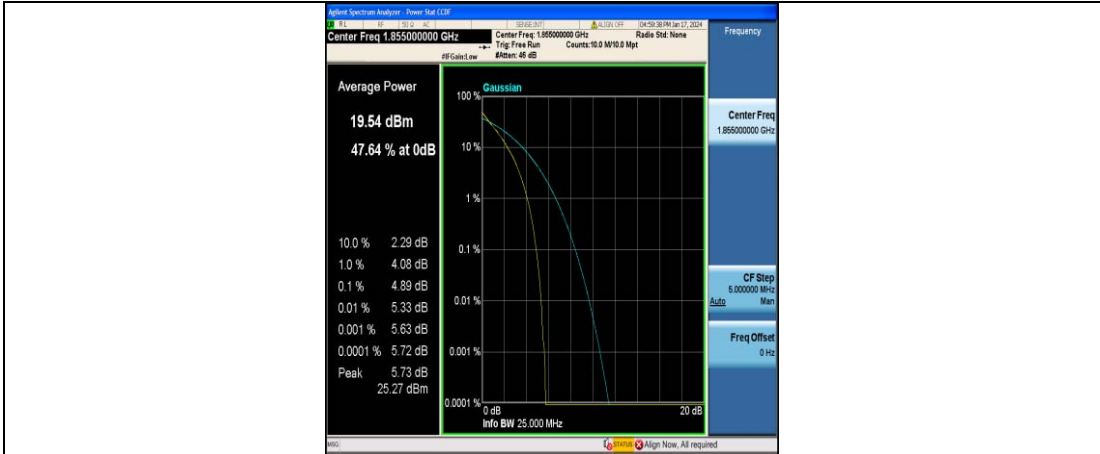
Band2-5MHz-16QAM-18900-25RB#0-PASS



Band2-5MHz-QPSK-19175-25RB#0-PASS



Band2-5MHz-16QAM-19175-25RB#0-PASS



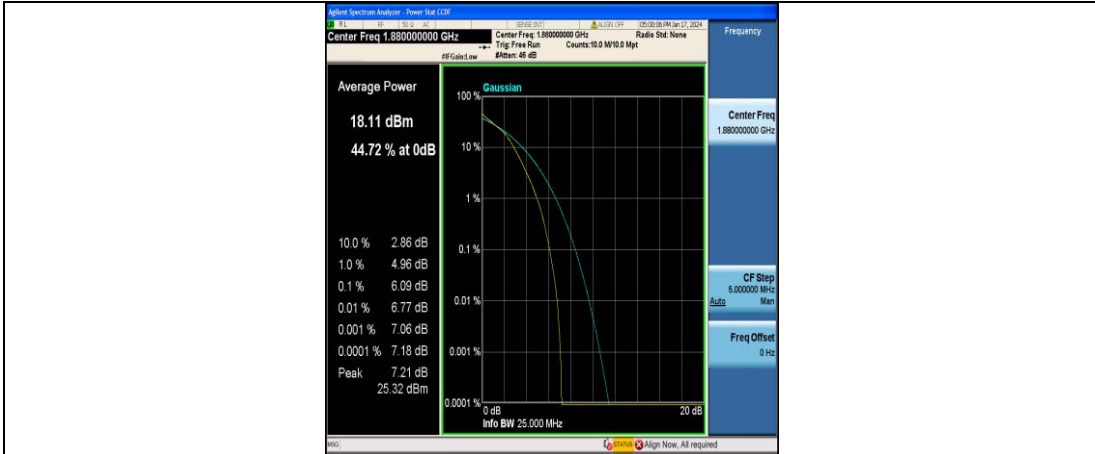
Band2-10MHz-QPSK-18650-50RB#0-PASS



Band2-10MHz-16QAM-18650-50RB#0-PASS



Band2-10MHz-QPSK-18900-50RB#0-PASS



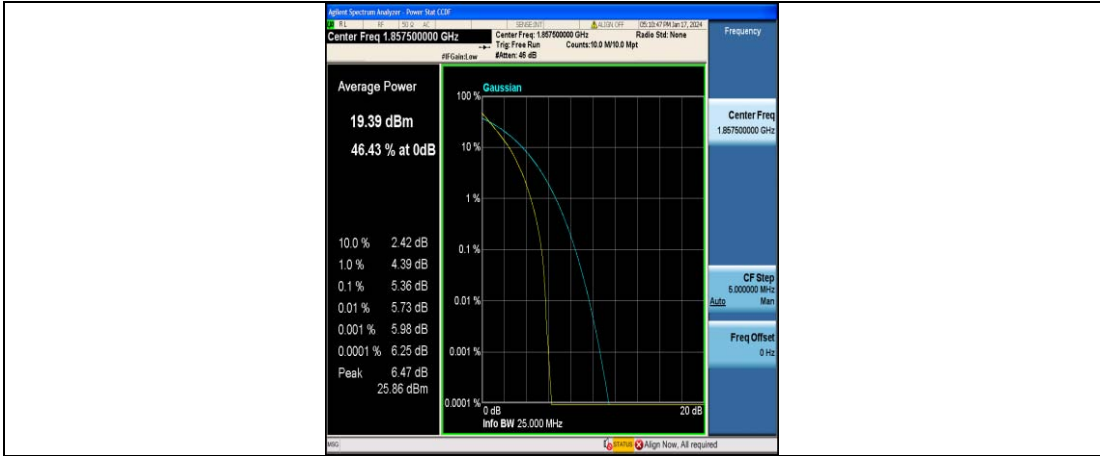
Band2-10MHz-16QAM-18900-50RB#0-PASS



Band2-10MHz-QPSK-19150-50RB#0-PASS



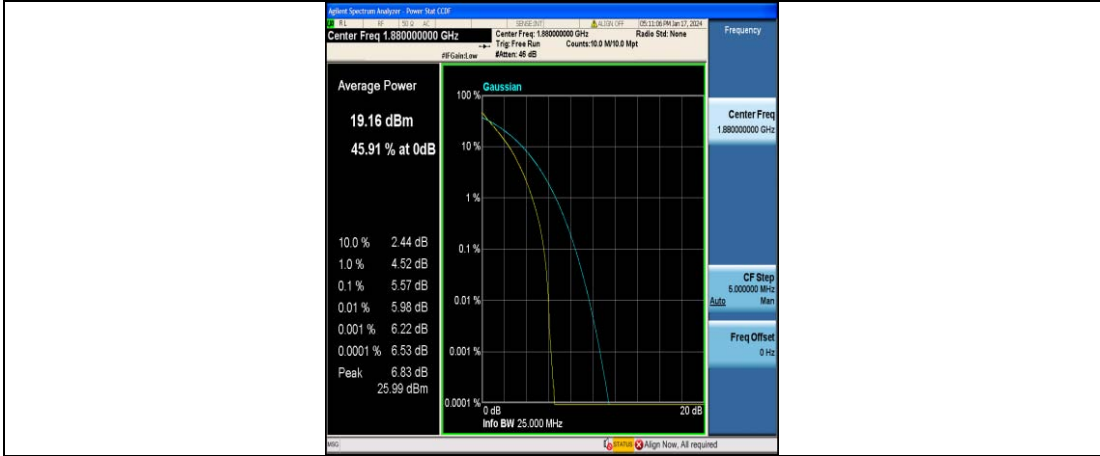
Band2-10MHz-16QAM-19150-50RB#0-PASS



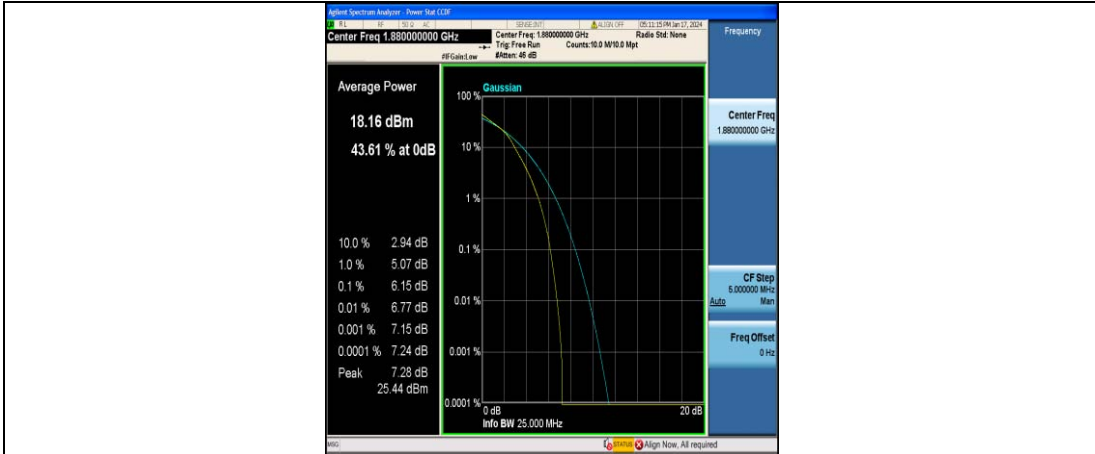
Band2-15MHz-QPSK-18675-75RB#0-PASS



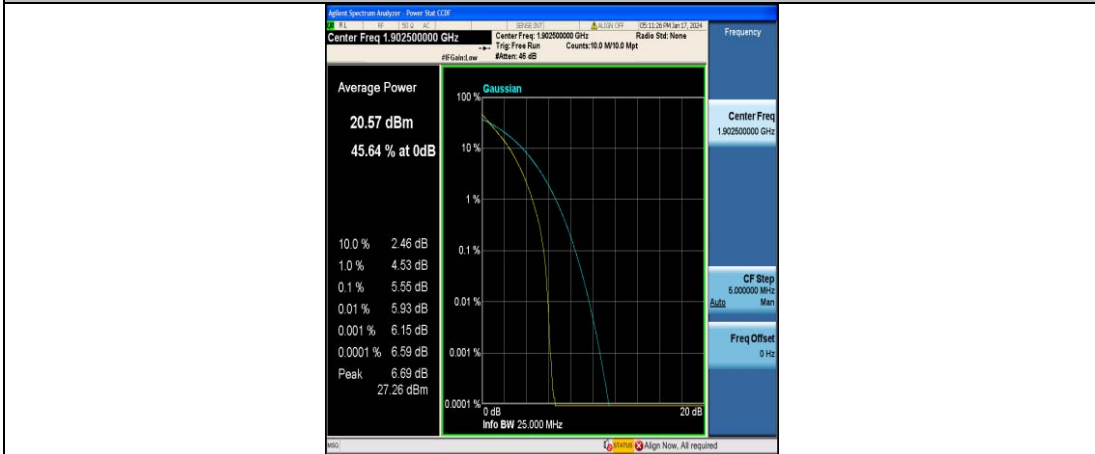
Band2-15MHz-16QAM-18675-75RB#0-PASS



Band2-15MHz-QPSK-18900-75RB#0-PASS



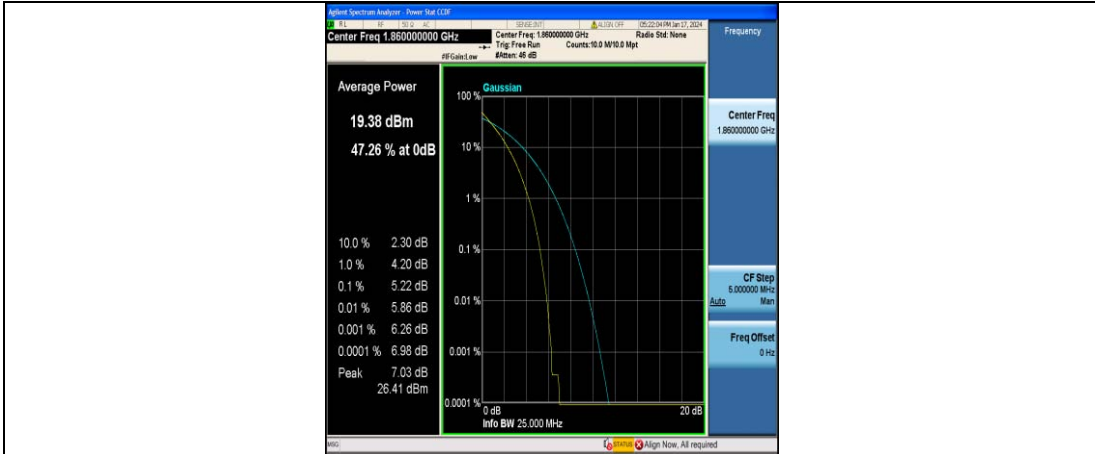
Band2-15MHz-16QAM-18900-75RB#0-PASS



Band2-15MHz-QPSK-19125-75RB#0-PASS



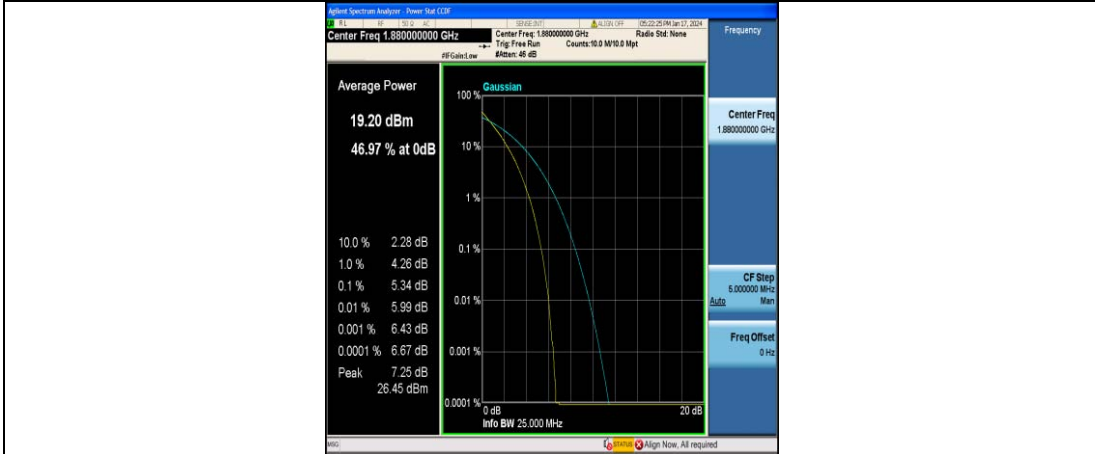
Band2-15MHz-16QAM-19125-75RB#0-PASS



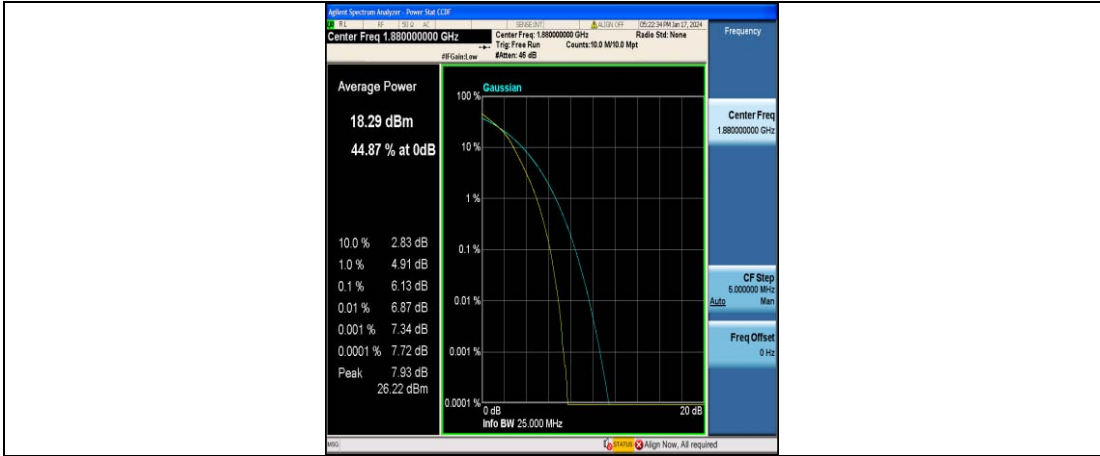
Band2-20MHz-QPSK-18700-100RB#0-PASS



Band2-20MHz-16QAM-18700-100RB#0-PASS



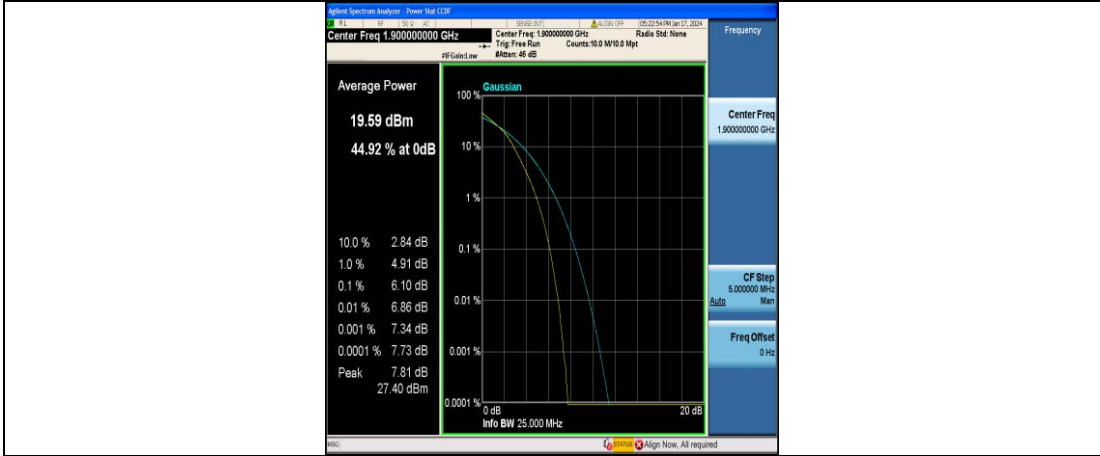
Band2-20MHz-QPSK-18900-100RB#0-PASS



Band2-20MHz-16QAM-18900-100RB#0-PASS

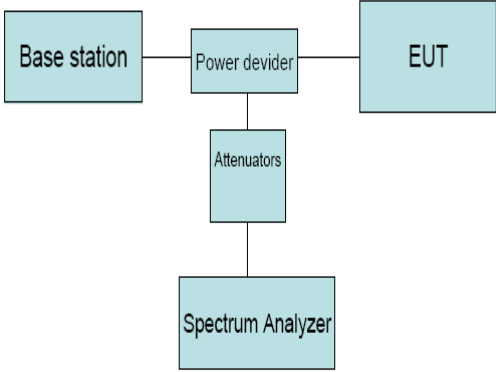


Band2-20MHz-QPSK-19100-100RB#0-PASS



Band2-20MHz-16QAM-19100-100RB#0-PASS

4.4 Conducted spurious emissions

<p>Limit:</p>	<ol style="list-style-type: none"> 1. The power of any emission outside of the authorized operating frequency ranges must be attenuated below the transmitting power (P) by a factor of at least $43+10\log(P)$ dB 2. The specification that emissions shall be attenuated below the transmitter power (P) by at least $43 + 10 \log(P)$ dB, translates in the relevant power range (1 to 0.001 W) to -13 dBm. At 1 W the specified minimum attenuation becomes 43 dB and relative to a 30 dBm (1 W) carrier becomes a limit of -13 dBm. At 0.001 W (0 dBm) the minimum attenuation is 13 dB, which again yields a limit of -13 dBm. In this way a translation of the specification from relative to absolute terms is carried out.
<p>Test setup:</p>	 <pre> graph LR BS[Base station] --- PD[Power divider] PD --- EUT[EUT] PD --- ATT[Attenuators] ATT --- SA[Spectrum Analyzer] </pre>
<p>Test procedure:</p>	<ol style="list-style-type: none"> 1. The EUT was directly connected to the spectrum analyzer and Base station via power splitter as show in the block diagram above. 2. Setting: Frequency bellow 1 GHz: RBW=100 kHz, VBW=300 kHz. Frequency above 1 GHz: RBW=1 MHz, VBW=3 MHz. 3. The low, middle and high channels of each band and mode's spurious emissions for 30 MHz to 10th Harmonic were measured by Spectrum analyzer.
<p>Test results:</p>	<p>Pass</p>

Band	Modulation	BW (MHz)	Frequency (MHz)	RB_Size	RB_start	RBW (kHz)	Test Freq Range(MHz)	Spur Freq (MHz)	Spur Level (dBm)	Limit (dBm)	Result
Band 2	QPSK	1.4M	1850.7	1	0	1	0.009~0.150	0.092	-70.55	-13	Pass
Band 2	QPSK	1.4M	1850.7	1	0	10	0.150~30.000	0.165	-70.29	-13	Pass
Band 2	QPSK	1.4M	1850.7	1	0	100	30.000~1000.000	909.396	-63.02	-13	Pass
Band 2	QPSK	1.4M	1850.7	1	0	1000	1000.000~1848.600	1848.176	-26.60	-13	Pass
Band 2	QPSK	1.4M	1850.7	1	0	1000	1911.400~20000.000	15744.390	-45.92	-13	Pass
Band 2	16QAM	1.4M	1850.7	1	0	1	0.009~0.150	0.012	-70.08	-13	Pass
Band 2	16QAM	1.4M	1850.7	1	0	10	0.150~30.000	0.165	-69.74	-13	Pass
Band 2	16QAM	1.4M	1850.7	1	0	100	30.000~1000.000	912.303	-62.93	-13	Pass
Band 2	16QAM	1.4M	1850.7	1	0	1000	1000.000~1848.600	1848.176	-26.74	-13	Pass
Band 2	16QAM	1.4M	1850.7	1	0	1000	1911.400~20000.000	15744.390	-45.98	-13	Pass
Band 2	QPSK	1.4M	1880.0	6	0	1	0.009~0.150	0.014	-80.17	-13	Pass
Band 2	QPSK	1.4M	1880.0	6	0	10	0.150~30.000	0.523	-67.42	-13	Pass
Band 2	QPSK	1.4M	1880.0	6	0	100	30.000~1000.000	903.581	-62.98	-13	Pass
Band 2	QPSK	1.4M	1880.0	6	0	1000	1000.000~1848.600	1730.339	-52.64	-13	Pass
Band 2	QPSK	1.4M	1880.0	6	0	1000	1911.400~20000.000	15726.320	-45.88	-13	Pass
Band 2	16QAM	1.4M	1880.0	6	0	1	0.009~0.150	0.126	-79.20	-13	Pass
Band 2	16QAM	1.4M	1880.0	6	0	10	0.150~30.000	0.523	-69.63	-13	Pass
Band 2	16QAM	1.4M	1880.0	6	0	100	30.000~1000.000	938.467	-62.88	-13	Pass
Band 2	16QAM	1.4M	1880.0	6	0	1000	1000.000~1848.600	1694.733	-52.65	-13	Pass
Band 2	16QAM	1.4M	1880.0	6	0	1000	1911.400~20000.000	15762.461	-45.93	-13	Pass
Band 2	QPSK	1.4M	1909.3	1	5	1	0.009~0.150	0.086	-70.28	-13	Pass
Band 2	QPSK	1.4M	1909.3	1	5	10	0.150~30.000	0.165	-68.43	-13	Pass
Band 2	QPSK	1.4M	1909.3	1	5	100	30.000~1000.000	915.210	-62.83	-13	Pass
Band 2	QPSK	1.4M	1909.3	1	5	1000	1000.000~1848.600	1765.944	-52.70	-13	Pass
Band 2	QPSK	1.4M	1909.3	1	5	1000	1911.400~20000.000	1920.435	-40.18	-13	Pass
Band 2	16QAM	1.4M	1909.3	1	5	1	0.009~0.150	0.092	-70.74	-13	Pass
Band 2	16QAM	1.4M	1909.3	1	5	10	0.150~30.000	0.165	-68.87	-13	Pass
Band 2	16QAM	1.4M	1909.3	1	5	100	30.000~1000.000	781.484	-62.96	-13	Pass
Band 2	16QAM	1.4M	1909.3	1	5	1000	1000.000~1848.600	1698.972	-52.70	-13	Pass
Band 2	16QAM	1.4M	1909.3	1	5	1000	1911.400~20000.000	1920.435	-42.82	-13	Pass
Band 2	QPSK	3M	1851.5	1	0	1	0.009~0.150	0.092	-71.28	-13	Pass
Band 2	QPSK	3M	1851.5	1	0	10	0.150~30.000	0.165	-71.97	-13	Pass
Band 2	QPSK	3M	1851.5	1	0	100	30.000~1000.000	876.449	-63.09	-13	Pass
Band 2	QPSK	3M	1851.5	1	0	1000	1000.000~1847.000	1844.885	-48.21	-13	Pass
Band 2	QPSK	3M	1851.5	1	0	1000	1913.000~20000.000	15762.835	-45.85	-13	Pass
Band 2	16QAM	3M	1851.5	1	0	1	0.009~0.150	0.016	-70.37	-13	Pass



Band 2	16QAM	3M	1851.5	1	0	10	0.150~30.000	0.165	-68.98	-13	Pass
Band 2	16QAM	3M	1851.5	1	0	100	30.000~1000.000	776.638	-62.95	-13	Pass
Band 2	16QAM	3M	1851.5	1	0	1000	1000.000~1847.000	1845.731	-47.15	-13	Pass
Band 2	16QAM	3M	1851.5	1	0	1000	1913.000~20000.000	15762.835	-45.83	-13	Pass
Band 2	QPSK	3M	1880.0	15	0	1	0.009~0.150	0.009	-80.99	-13	Pass
Band 2	QPSK	3M	1880.0	15	0	10	0.150~30.000	22.023	-73.37	-13	Pass
Band 2	QPSK	3M	1880.0	15	0	100	30.000~1000.000	953.002	-63.02	-13	Pass
Band 2	QPSK	3M	1880.0	15	0	1000	1000.000~1847.000	1745.038	-52.63	-13	Pass
Band 2	QPSK	3M	1880.0	15	0	1000	1913.000~20000.000	15726.697	-45.96	-13	Pass
Band 2	16QAM	3M	1880.0	15	0	1	0.009~0.150	0.011	-80.50	-13	Pass
Band 2	16QAM	3M	1880.0	15	0	10	0.150~30.000	22.142	-73.25	-13	Pass
Band 2	16QAM	3M	1880.0	15	0	100	30.000~1000.000	741.753	-62.94	-13	Pass
Band 2	16QAM	3M	1880.0	15	0	1000	1000.000~1847.000	1764.500	-52.66	-13	Pass
Band 2	16QAM	3M	1880.0	15	0	1000	1913.000~20000.000	15744.767	-45.88	-13	Pass
Band 2	QPSK	3M	1908.5	1	11	1	0.009~0.150	0.092	-70.73	-13	Pass
Band 2	QPSK	3M	1908.5	1	11	10	0.150~30.000	0.165	-70.87	-13	Pass
Band 2	QPSK	3M	1908.5	1	11	100	30.000~1000.000	850.285	-62.81	-13	Pass
Band 2	QPSK	3M	1908.5	1	11	1000	1000.000~1847.000	1721.346	-52.60	-13	Pass
Band 2	QPSK	3M	1908.5	1	11	1000	1913.000~20000.000	15780.905	-45.97	-13	Pass
Band 2	16QAM	3M	1908.5	1	11	1	0.009~0.150	0.092	-71.19	-13	Pass
Band 2	16QAM	3M	1908.5	1	11	10	0.150~30.000	0.165	-71.07	-13	Pass
Band 2	16QAM	3M	1908.5	1	11	100	30.000~1000.000	963.661	-63.00	-13	Pass
Band 2	16QAM	3M	1908.5	1	11	1000	1000.000~1847.000	1750.962	-52.68	-13	Pass
Band 2	16QAM	3M	1908.5	1	11	1000	1913.000~20000.000	15690.559	-45.89	-13	Pass
Band 2	QPSK	5M	1852.5	1	0	1	0.009~0.150	0.102	-70.72	-13	Pass
Band 2	QPSK	5M	1852.5	1	0	10	0.150~30.000	0.165	-68.47	-13	Pass
Band 2	QPSK	5M	1852.5	1	0	100	30.000~1000.000	953.002	-62.84	-13	Pass
Band 2	QPSK	5M	1852.5	1	0	1000	1000.000~1845.000	1844.578	-51.81	-13	Pass
Band 2	QPSK	5M	1852.5	1	0	1000	1915.000~20000.000	15745.237	-45.88	-13	Pass
Band 2	16QAM	5M	1852.5	1	0	1	0.009~0.150	0.014	-69.28	-13	Pass
Band 2	16QAM	5M	1852.5	1	0	10	0.150~30.000	0.165	-71.36	-13	Pass
Band 2	16QAM	5M	1852.5	1	0	100	30.000~1000.000	915.210	-62.97	-13	Pass
Band 2	16QAM	5M	1852.5	1	0	1000	1000.000~1845.000	1844.578	-51.75	-13	Pass
Band 2	16QAM	5M	1852.5	1	0	1000	1915.000~20000.000	15781.371	-45.87	-13	Pass
Band 2	QPSK	5M	1880.0	25	0	1	0.009~0.150	0.009	-81.16	-13	Pass
Band 2	QPSK	5M	1880.0	25	0	10	0.150~30.000	26.645	-73.80	-13	Pass
Band 2	QPSK	5M	1880.0	25	0	100	30.000~1000.000	940.405	-62.96	-13	Pass
Band 2	QPSK	5M	1880.0	25	0	1000	1000.000~1845.000	1727.240	-52.62	-13	Pass

Band 2	QPSK	5M	1880.0	25	0	1000	1915.000~20000.000	15763.304	-45.88	-13	Pass
Band 2	16QAM	5M	1880.0	25	0	1	0.009~0.150	0.009	-80.89	-13	Pass
Band 2	16QAM	5M	1880.0	25	0	10	0.150~30.000	23.961	-73.81	-13	Pass
Band 2	16QAM	5M	1880.0	25	0	100	30.000~1000.000	703.961	-63.03	-13	Pass
Band 2	16QAM	5M	1880.0	25	0	1000	1000.000~1845.000	1755.097	-52.61	-13	Pass
Band 2	16QAM	5M	1880.0	25	0	1000	1915.000~20000.000	15691.037	-45.83	-13	Pass
Band 2	QPSK	5M	1907.5	1	24	1	0.009~0.150	0.088	-71.35	-13	Pass
Band 2	QPSK	5M	1907.5	1	24	10	0.150~30.000	0.165	-71.19	-13	Pass
Band 2	QPSK	5M	1907.5	1	24	100	30.000~1000.000	819.276	-62.94	-13	Pass
Band 2	QPSK	5M	1907.5	1	24	1000	1000.000~1845.000	1705.292	-52.69	-13	Pass
Band 2	QPSK	5M	1907.5	1	24	1000	1915.000~20000.000	15691.037	-45.78	-13	Pass
Band 2	16QAM	5M	1907.5	1	24	1	0.009~0.150	0.012	-71.64	-13	Pass
Band 2	16QAM	5M	1907.5	1	24	10	0.150~30.000	0.165	-69.96	-13	Pass
Band 2	16QAM	5M	1907.5	1	24	100	30.000~1000.000	835.749	-62.93	-13	Pass
Band 2	16QAM	5M	1907.5	1	24	1000	1000.000~1845.000	1750.033	-52.66	-13	Pass
Band 2	16QAM	5M	1907.5	1	24	1000	1915.000~20000.000	15781.371	-45.87	-13	Pass
Band 2	QPSK	10M	1855.0	1	0	1	0.009~0.150	0.092	-71.80	-13	Pass
Band 2	QPSK	10M	1855.0	1	0	10	0.150~30.000	0.165	-71.65	-13	Pass
Band 2	QPSK	10M	1855.0	1	0	100	30.000~1000.000	776.638	-62.95	-13	Pass
Band 2	QPSK	10M	1855.0	1	0	1000	1000.000~1840.000	1839.580	-52.38	-13	Pass
Band 2	QPSK	10M	1855.0	1	0	1000	1920.000~20000.000	15710.290	-45.90	-13	Pass
Band 2	16QAM	10M	1855.0	1	0	1	0.009~0.150	0.016	-70.52	-13	Pass
Band 2	16QAM	10M	1855.0	1	0	10	0.150~30.000	0.165	-70.97	-13	Pass
Band 2	16QAM	10M	1855.0	1	0	100	30.000~1000.000	731.094	-62.97	-13	Pass
Band 2	16QAM	10M	1855.0	1	0	1000	1000.000~1840.000	1839.580	-52.39	-13	Pass
Band 2	16QAM	10M	1855.0	1	0	1000	1920.000~20000.000	15782.537	-45.92	-13	Pass
Band 2	QPSK	10M	1880.0	50	0	1	0.009~0.150	0.009	-81.23	-13	Pass
Band 2	QPSK	10M	1880.0	50	0	10	0.150~30.000	28.256	-73.17	-13	Pass
Band 2	QPSK	10M	1880.0	50	0	100	30.000~1000.000	972.383	-62.93	-13	Pass
Band 2	QPSK	10M	1880.0	50	0	1000	1000.000~1840.000	1706.993	-52.68	-13	Pass
Band 2	QPSK	10M	1880.0	50	0	1000	1920.000~20000.000	15764.476	-45.82	-13	Pass
Band 2	16QAM	10M	1880.0	50	0	1	0.009~0.150	0.009	-81.00	-13	Pass
Band 2	16QAM	10M	1880.0	50	0	10	0.150~30.000	25.303	-73.65	-13	Pass
Band 2	16QAM	10M	1880.0	50	0	100	30.000~1000.000	953.971	-62.98	-13	Pass
Band 2	16QAM	10M	1880.0	50	0	1000	1000.000~1840.000	1750.629	-52.65	-13	Pass
Band 2	16QAM	10M	1880.0	50	0	1000	1920.000~20000.000	15746.414	-45.85	-13	Pass
Band 2	QPSK	10M	1905.0	1	49	1	0.009~0.150	0.092	-71.10	-13	Pass
Band 2	QPSK	10M	1905.0	1	49	10	0.150~30.000	0.165	-70.13	-13	Pass

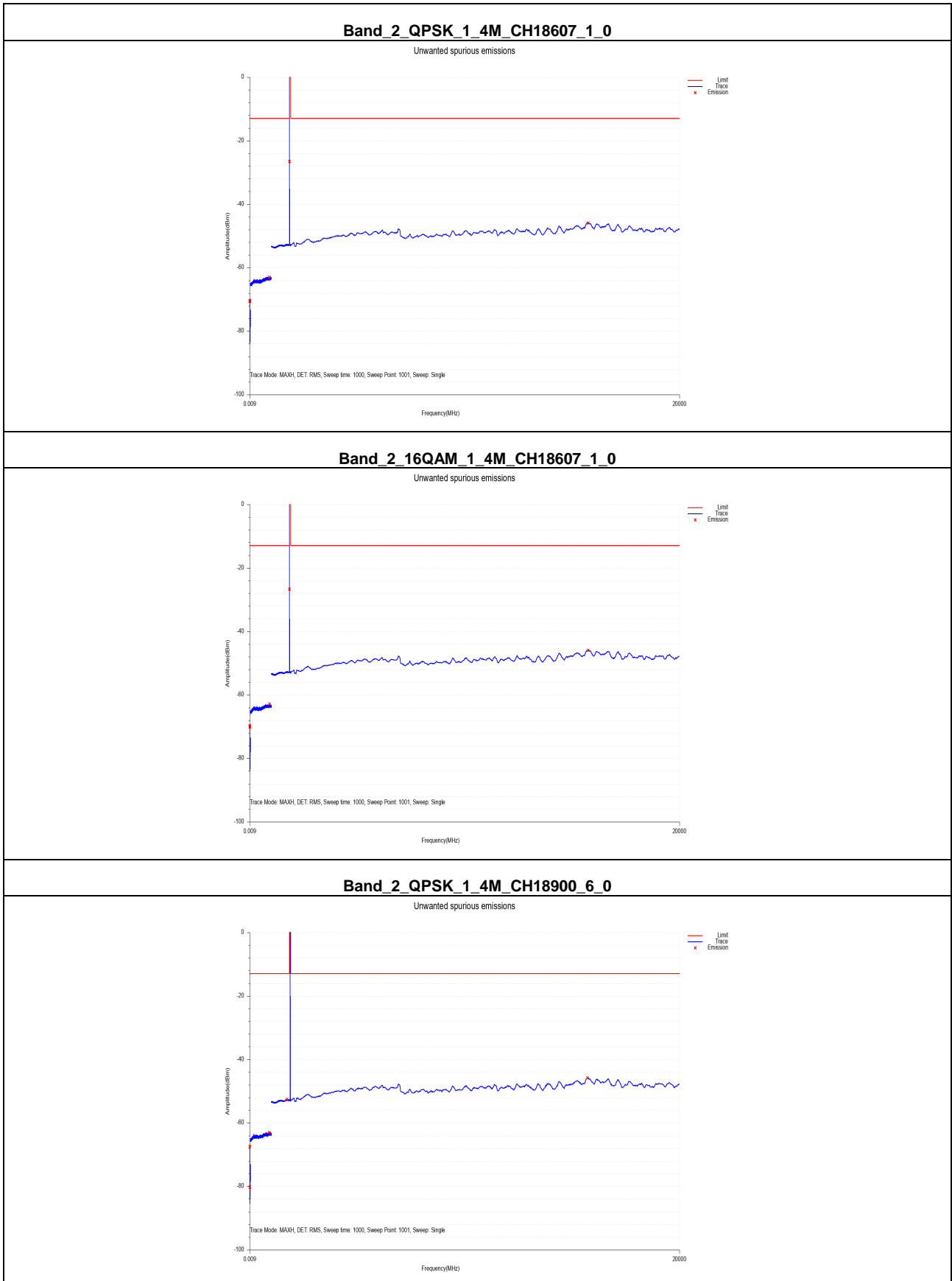


Band 2	QPSK	10M	1905.0	1	49	100	30.000~1000.000	881.294	-62.95	-13	Pass
Band 2	QPSK	10M	1905.0	1	49	1000	1000.000~1840.000	1744.755	-52.64	-13	Pass
Band 2	QPSK	10M	1905.0	1	49	1000	1920.000~20000.000	15692.228	-45.90	-13	Pass
Band 2	16QAM	10M	1905.0	1	49	1	0.009~0.150	0.092	-71.47	-13	Pass
Band 2	16QAM	10M	1905.0	1	49	10	0.150~30.000	0.165	-71.31	-13	Pass
Band 2	16QAM	10M	1905.0	1	49	100	30.000~1000.000	877.418	-62.85	-13	Pass
Band 2	16QAM	10M	1905.0	1	49	1000	1000.000~1840.000	1723.776	-52.63	-13	Pass
Band 2	16QAM	10M	1905.0	1	49	1000	1920.000~20000.000	15692.228	-45.90	-13	Pass
Band 2	QPSK	15M	1857.5	1	0	1	0.009~0.150	0.090	-71.54	-13	Pass
Band 2	QPSK	15M	1857.5	1	0	10	0.150~30.000	0.165	-69.97	-13	Pass
Band 2	QPSK	15M	1857.5	1	0	100	30.000~1000.000	874.510	-62.98	-13	Pass
Band 2	QPSK	15M	1857.5	1	0	1000	1000.000~1835.000	1713.629	-52.67	-13	Pass
Band 2	QPSK	15M	1857.5	1	0	1000	1925.000~20000.000	15729.533	-45.92	-13	Pass
Band 2	16QAM	15M	1857.5	1	0	1	0.009~0.150	0.016	-70.93	-13	Pass
Band 2	16QAM	15M	1857.5	1	0	10	0.150~30.000	0.165	-71.73	-13	Pass
Band 2	16QAM	15M	1857.5	1	0	100	30.000~1000.000	974.321	-62.89	-13	Pass
Band 2	16QAM	15M	1857.5	1	0	1000	1000.000~1835.000	1753.669	-52.63	-13	Pass
Band 2	16QAM	15M	1857.5	1	0	1000	1925.000~20000.000	15765.647	-45.89	-13	Pass
Band 2	QPSK	15M	1880.0	75	0	1	0.009~0.150	0.009	-80.99	-13	Pass
Band 2	QPSK	15M	1880.0	75	0	10	0.150~30.000	7.799	-71.57	-13	Pass
Band 2	QPSK	15M	1880.0	75	0	100	30.000~1000.000	929.745	-62.85	-13	Pass
Band 2	QPSK	15M	1880.0	75	0	1000	1000.000~1835.000	1762.010	-52.68	-13	Pass
Band 2	QPSK	15M	1880.0	75	0	1000	1925.000~20000.000	15765.647	-45.89	-13	Pass
Band 2	16QAM	15M	1880.0	75	0	1	0.009~0.150	0.009	-80.90	-13	Pass
Band 2	16QAM	15M	1880.0	75	0	10	0.150~30.000	7.799	-73.37	-13	Pass
Band 2	16QAM	15M	1880.0	75	0	100	30.000~1000.000	907.458	-62.98	-13	Pass
Band 2	16QAM	15M	1880.0	75	0	1000	1000.000~1835.000	1718.634	-52.66	-13	Pass
Band 2	16QAM	15M	1880.0	75	0	1000	1925.000~20000.000	15765.647	-45.72	-13	Pass
Band 2	QPSK	15M	1902.5	1	74	1	0.009~0.150	0.092	-71.35	-13	Pass
Band 2	QPSK	15M	1902.5	1	74	10	0.150~30.000	0.165	-71.08	-13	Pass
Band 2	QPSK	15M	1902.5	1	74	100	30.000~1000.000	753.382	-62.97	-13	Pass
Band 2	QPSK	15M	1902.5	1	74	1000	1000.000~1835.000	1779.528	-52.63	-13	Pass
Band 2	QPSK	15M	1902.5	1	74	1000	1925.000~20000.000	15693.420	-45.80	-13	Pass
Band 2	16QAM	15M	1902.5	1	74	1	0.009~0.150	0.092	-72.23	-13	Pass
Band 2	16QAM	15M	1902.5	1	74	10	0.150~30.000	0.165	-70.88	-13	Pass
Band 2	16QAM	15M	1902.5	1	74	100	30.000~1000.000	833.811	-63.05	-13	Pass
Band 2	16QAM	15M	1902.5	1	74	1000	1000.000~1835.000	1732.815	-52.70	-13	Pass
Band 2	16QAM	15M	1902.5	1	74	1000	1925.000~20000.000	15747.590	-45.89	-13	Pass

Band 2	QPSK	20M	1860.0	1	0	1	0.009~0.150	0.090	-71.10	-13	Pass
Band 2	QPSK	20M	1860.0	1	0	10	0.150~30.000	0.165	-69.53	-13	Pass
Band 2	QPSK	20M	1860.0	1	0	100	30.000~1000.000	809.585	-62.86	-13	Pass
Band 2	QPSK	20M	1860.0	1	0	1000	1000.000~1830.000	1761.593	-52.68	-13	Pass
Band 2	QPSK	20M	1860.0	1	0	1000	1930.000~20000.000	15748.767	-45.88	-13	Pass
Band 2	16QAM	20M	1860.0	1	0	1	0.009~0.150	0.086	-72.20	-13	Pass
Band 2	16QAM	20M	1860.0	1	0	10	0.150~30.000	0.165	-70.60	-13	Pass
Band 2	16QAM	20M	1860.0	1	0	100	30.000~1000.000	904.550	-62.99	-13	Pass
Band 2	16QAM	20M	1860.0	1	0	1000	1000.000~1830.000	1751.643	-52.65	-13	Pass
Band 2	16QAM	20M	1860.0	1	0	1000	1930.000~20000.000	15766.818	-45.83	-13	Pass
Band 2	QPSK	20M	1880.0	100	0	1	0.009~0.150	0.009	-81.03	-13	Pass
Band 2	QPSK	20M	1880.0	100	0	10	0.150~30.000	22.113	-73.38	-13	Pass
Band 2	QPSK	20M	1880.0	100	0	100	30.000~1000.000	781.484	-63.05	-13	Pass
Band 2	QPSK	20M	1880.0	100	0	1000	1000.000~1830.000	1744.181	-52.66	-13	Pass
Band 2	QPSK	20M	1880.0	100	0	1000	1930.000~20000.000	15766.818	-45.92	-13	Pass
Band 2	16QAM	20M	1880.0	100	0	1	0.009~0.150	0.009	-81.04	-13	Pass
Band 2	16QAM	20M	1880.0	100	0	10	0.150~30.000	23.812	-73.61	-13	Pass
Band 2	16QAM	20M	1880.0	100	0	100	30.000~1000.000	873.541	-62.97	-13	Pass
Band 2	16QAM	20M	1880.0	100	0	1000	1000.000~1830.000	1703.551	-52.66	-13	Pass
Band 2	16QAM	20M	1880.0	100	0	1000	1930.000~20000.000	15748.767	-45.92	-13	Pass
Band 2	QPSK	20M	1900.0	1	99	1	0.009~0.150	0.090	-71.95	-13	Pass
Band 2	QPSK	20M	1900.0	1	99	10	0.150~30.000	0.165	-70.38	-13	Pass
Band 2	QPSK	20M	1900.0	1	99	100	30.000~1000.000	850.285	-62.98	-13	Pass
Band 2	QPSK	20M	1900.0	1	99	1000	1000.000~1830.000	1720.135	-52.64	-13	Pass
Band 2	QPSK	20M	1900.0	1	99	1000	1930.000~20000.000	15730.715	-45.84	-13	Pass
Band 2	16QAM	20M	1900.0	1	99	1	0.009~0.150	0.014	-72.49	-13	Pass
Band 2	16QAM	20M	1900.0	1	99	10	0.150~30.000	0.165	-70.99	-13	Pass
Band 2	16QAM	20M	1900.0	1	99	100	30.000~1000.000	952.033	-62.99	-13	Pass
Band 2	16QAM	20M	1900.0	1	99	1000	1000.000~1830.000	1764.910	-52.71	-13	Pass
Band 2	16QAM	20M	1900.0	1	99	1000	1930.000~20000.000	15784.870	-45.83	-13	Pass

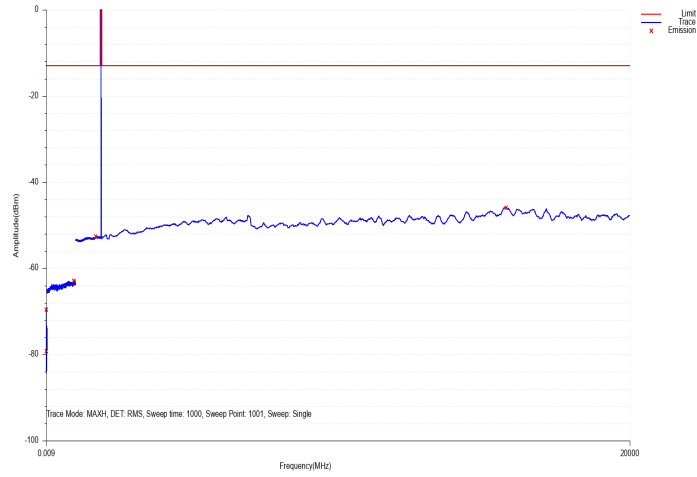
Note: all modes of RB configurations have been tested, and only worst configuration data listed.

Test plots:



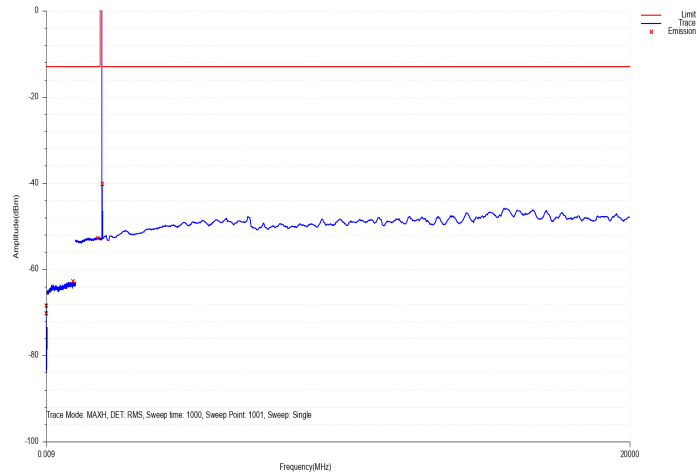
Band 2_16QAM_1_4M_CH18900_6_0

Unwanted spurious emissions



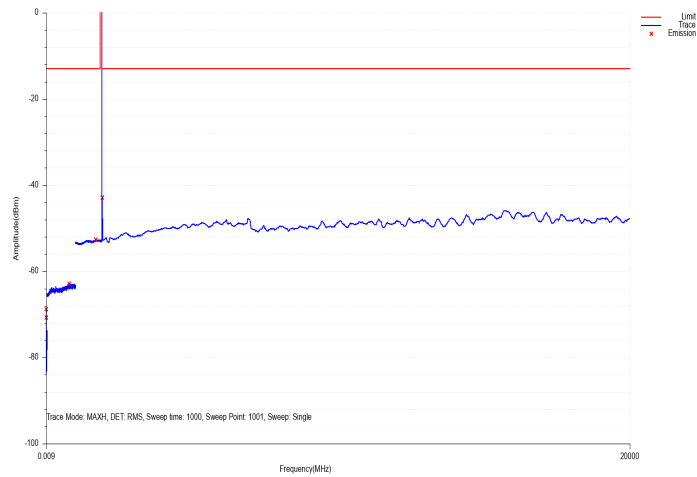
Band 2_QPSK_1_4M_CH19193_1_5

Unwanted spurious emissions



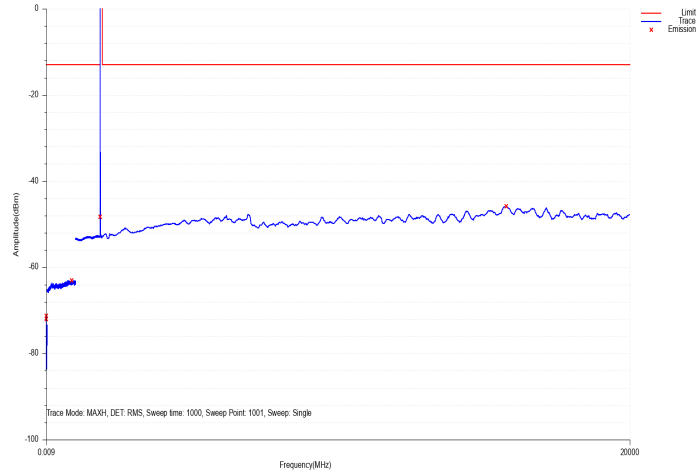
Band 2_16QAM_1_4M_CH19193_1_5

Unwanted spurious emissions



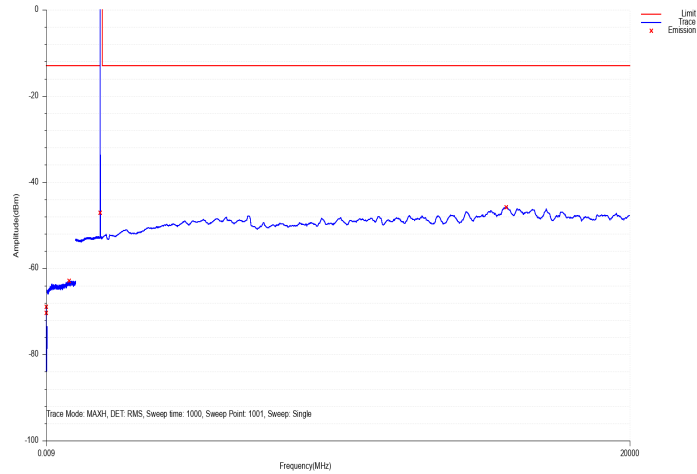
Band_2_QPSK_3M_CH18615_1_0

Unwanted spurious emissions



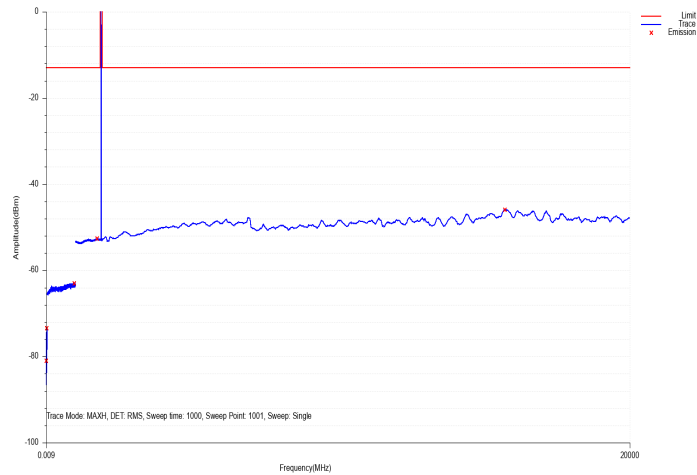
Band_2_16QAM_3M_CH18615_1_0

Unwanted spurious emissions



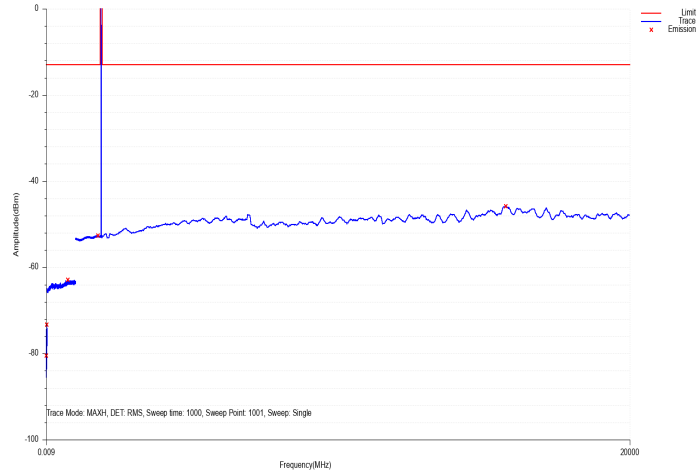
Band_2_QPSK_3M_CH18900_15_0

Unwanted spurious emissions



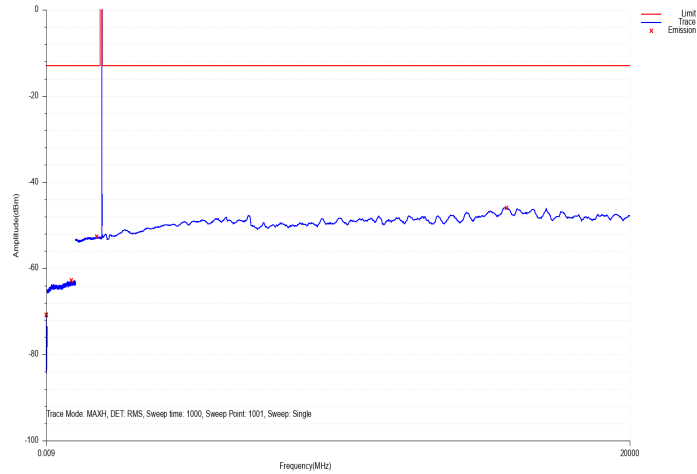
Band 2_16QAM_3M_CH18900_15_0

Unwanted spurious emissions



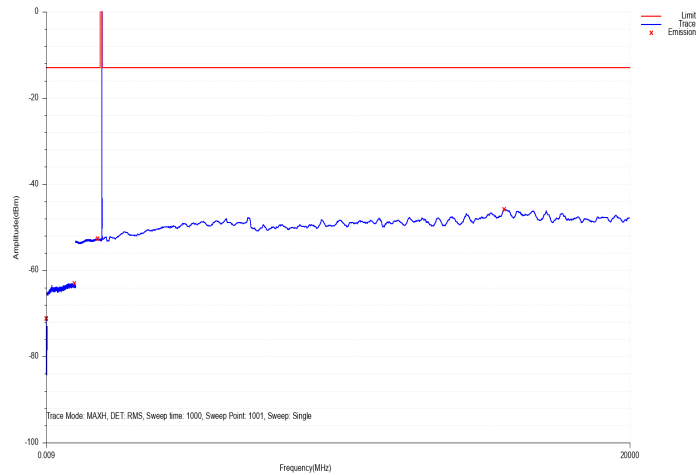
Band 2_QPSK_3M_CH19185_1_11

Unwanted spurious emissions



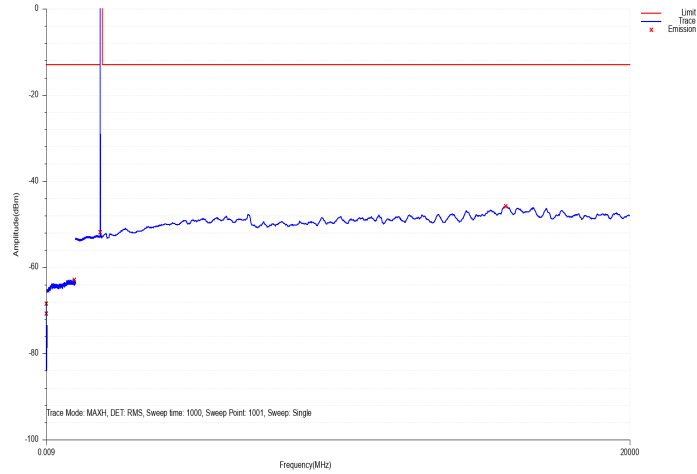
Band 2_16QAM_3M_CH19185_1_11

Unwanted spurious emissions



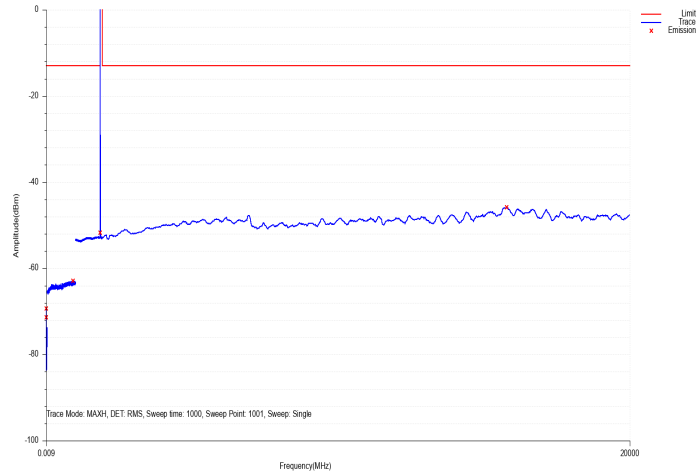
Band_2_QPSK_5M_CH18625_1_0

Unwanted spurious emissions



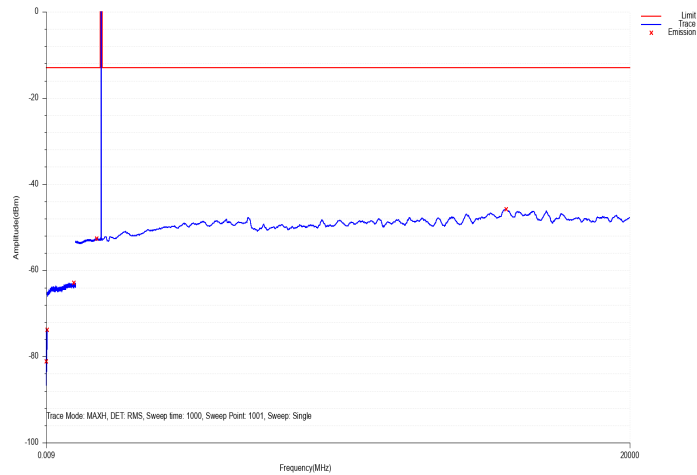
Band_2_16QAM_5M_CH18625_1_0

Unwanted spurious emissions



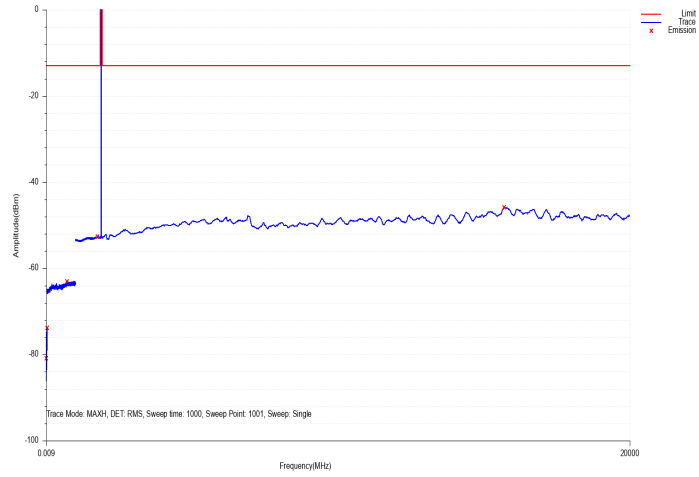
Band_2_QPSK_5M_CH18900_25_0

Unwanted spurious emissions



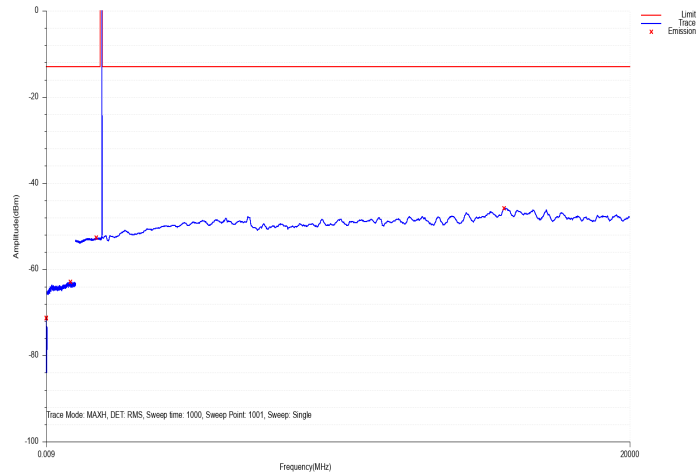
Band 2_16QAM_5M_CH18900_25_0

Unwanted spurious emissions



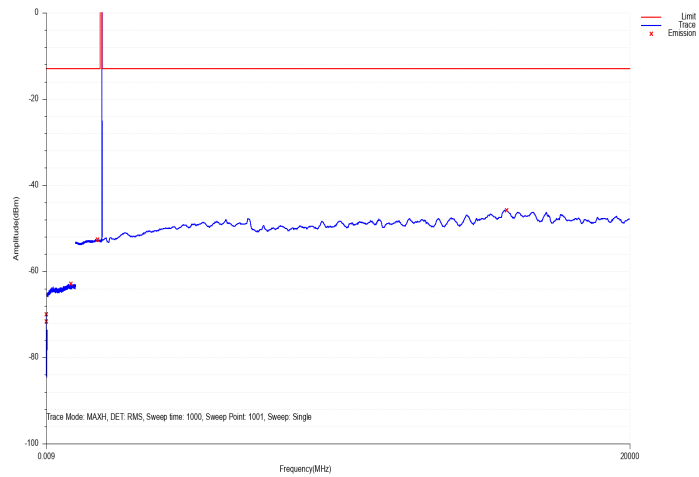
Band 2_QPSK_5M_CH19175_1_24

Unwanted spurious emissions

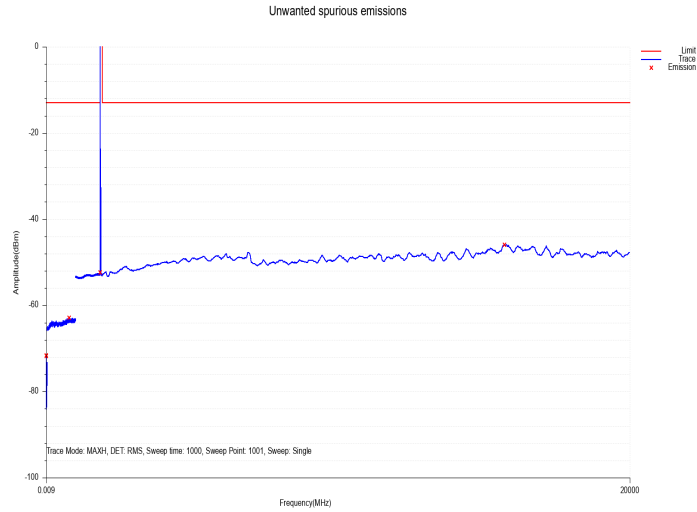


Band 2_16QAM_5M_CH19175_1_24

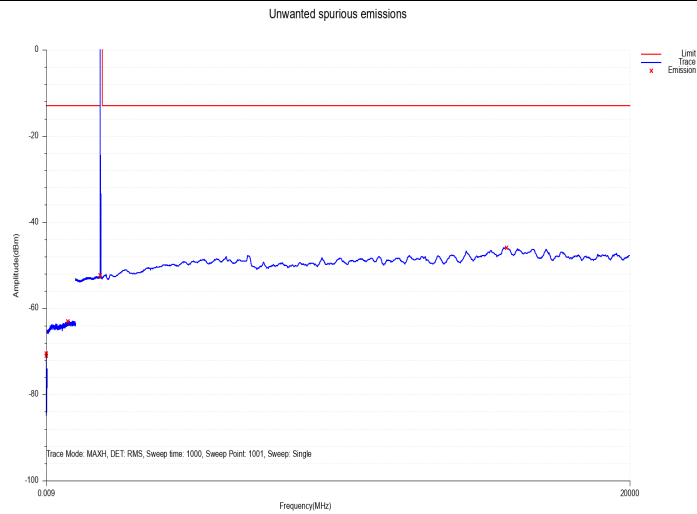
Unwanted spurious emissions



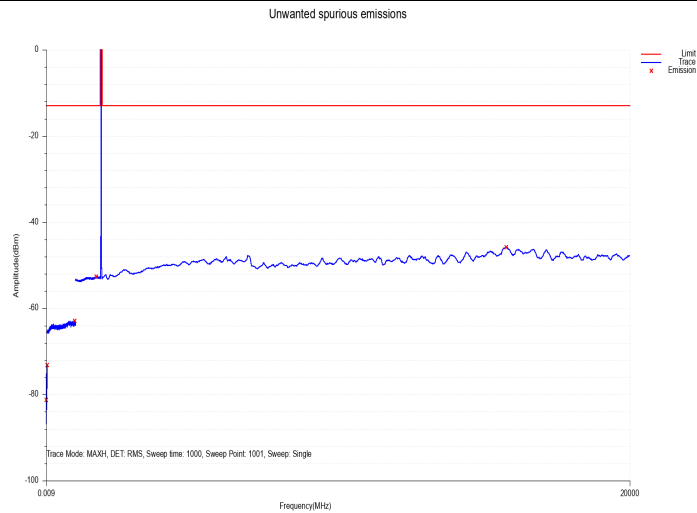
Band 2_QPSK_10M_CH18650_1_0



Band 2_16QAM_10M_CH18650_1_0

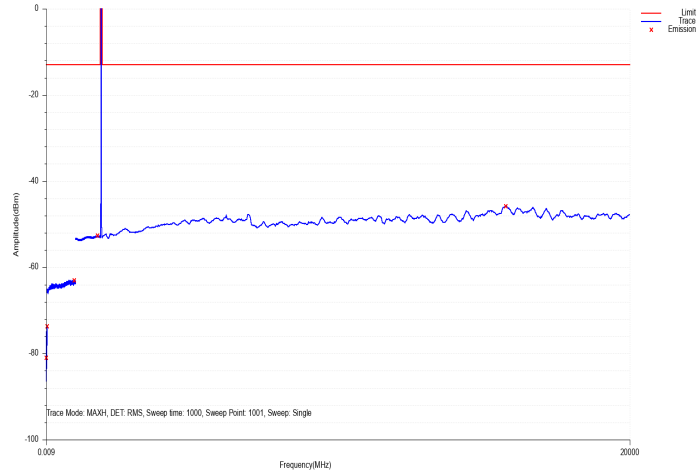


Band 2_QPSK_10M_CH18900_50_0



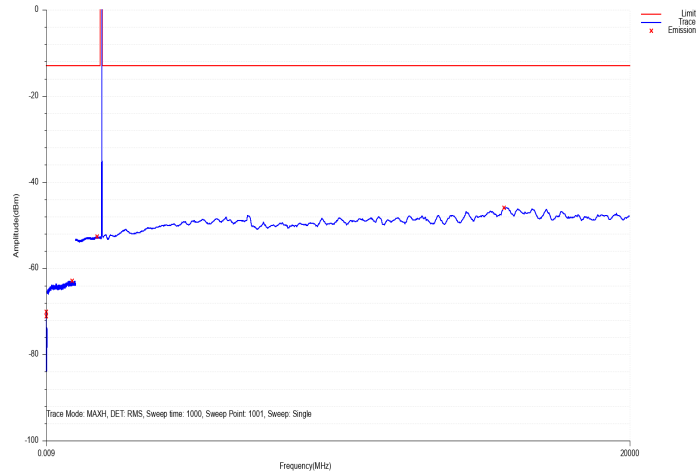
Band 2_16QAM_10M_CH18900_50_0

Unwanted spurious emissions



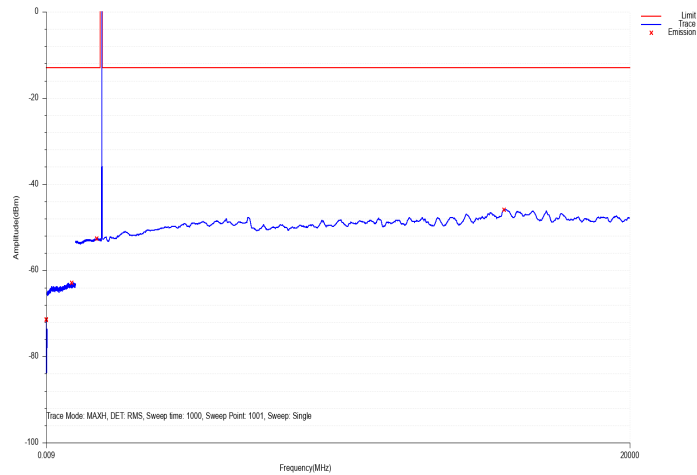
Band 2_QPSK_10M_CH19150_1_49

Unwanted spurious emissions



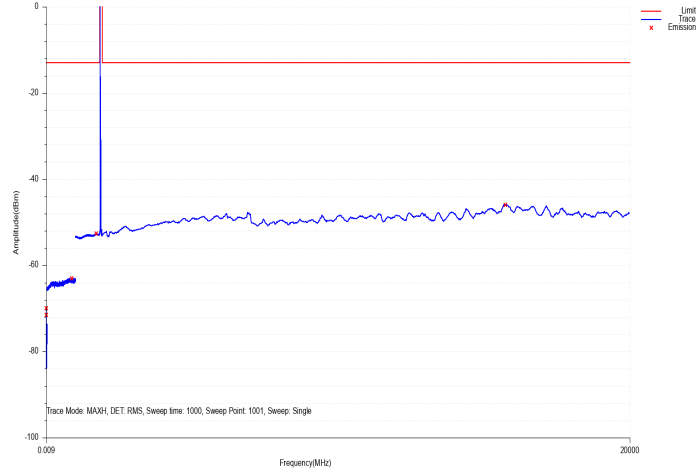
Band 2_16QAM_10M_CH19150_1_49

Unwanted spurious emissions



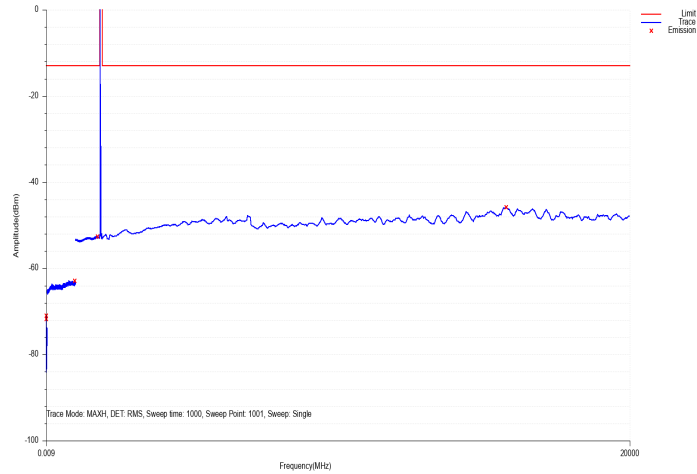
Band 2_QPSK_15M_CH18675_1_0

Unwanted spurious emissions



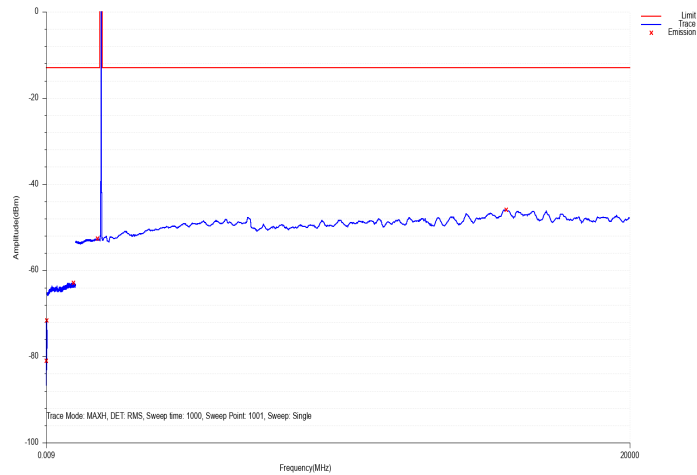
Band 2_16QAM_15M_CH18675_1_0

Unwanted spurious emissions



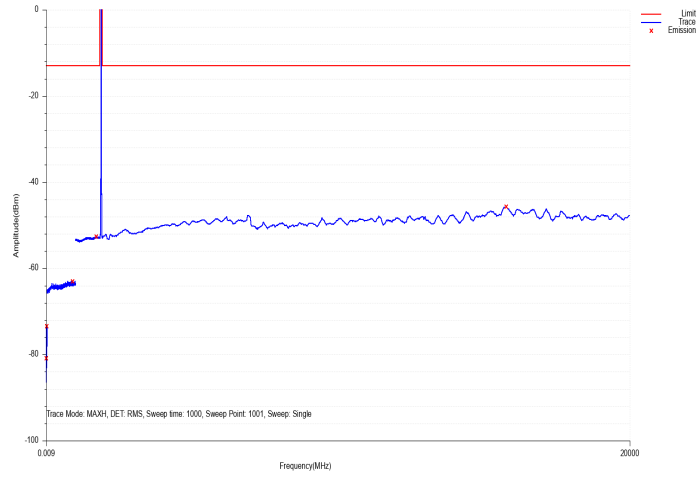
Band 2_QPSK_15M_CH18900_75_0

Unwanted spurious emissions



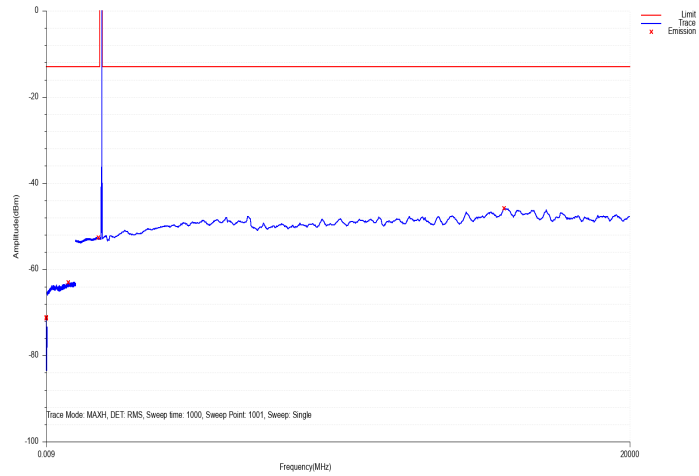
Band 2_16QAM_15M_CH18900_75_0

Unwanted spurious emissions



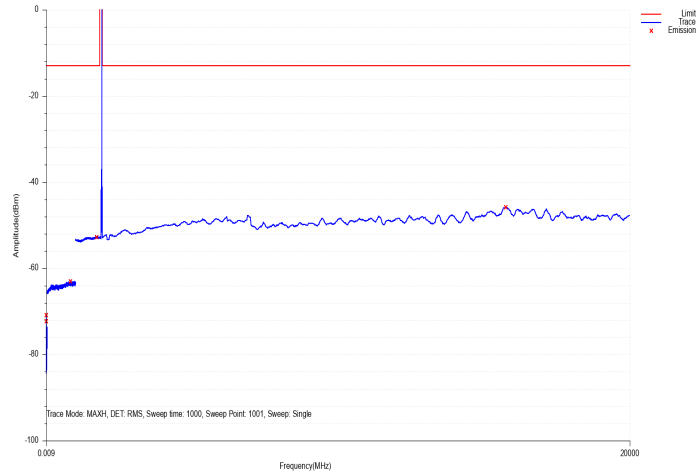
Band 2_QPSK_15M_CH19125_1_74

Unwanted spurious emissions



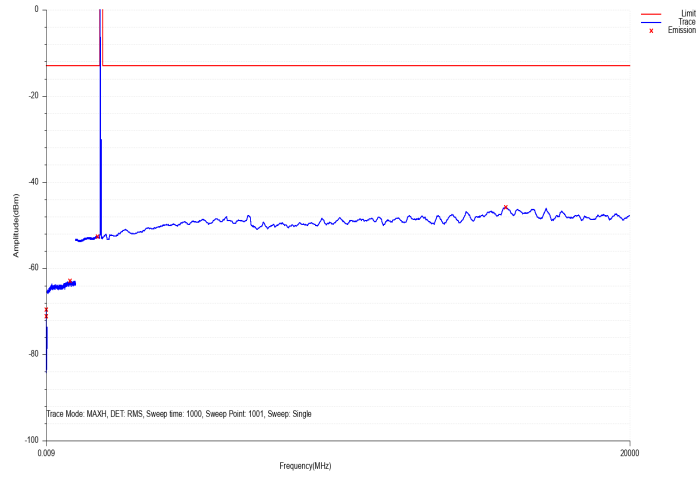
Band 2_16QAM_15M_CH19125_1_74

Unwanted spurious emissions



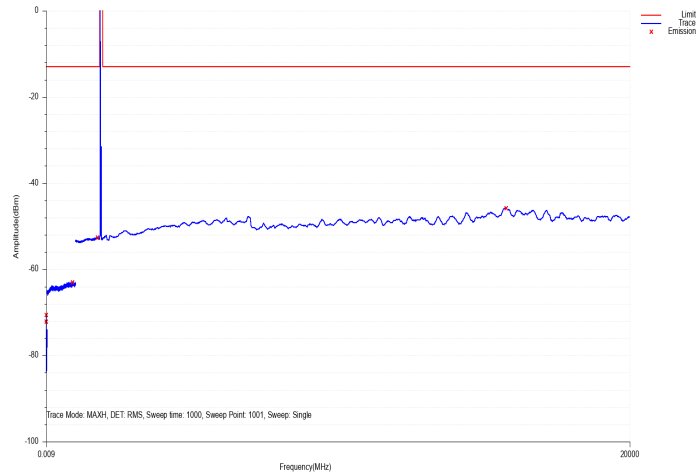
Band 2_QPSK_20M_CH18700_1_0

Unwanted spurious emissions



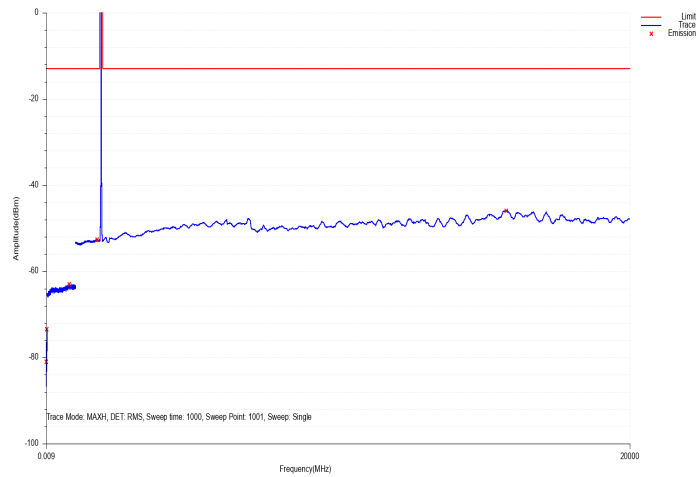
Band 2_16QAM_20M_CH18700_1_0

Unwanted spurious emissions

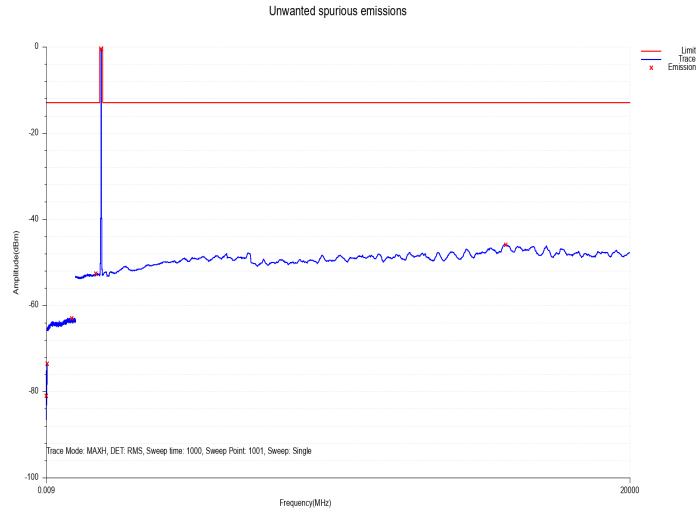


Band 2_QPSK_20M_CH18900_100_0

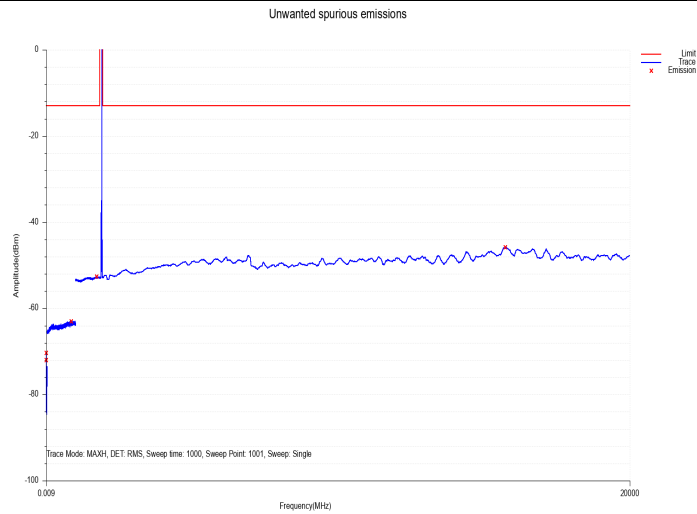
Unwanted spurious emissions



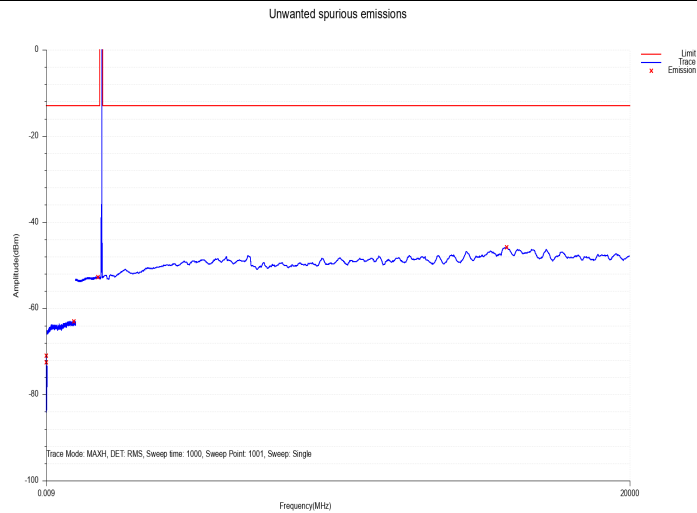
Band 2 16QAM 20M_CH18900_100_0



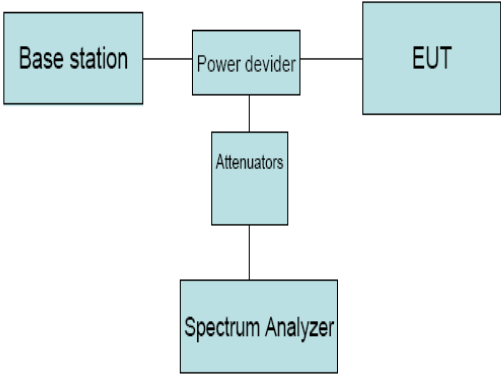
Band 2 QPSK 20M_CH19100_1_99



Band 2 16QAM 20M_CH19100_1_99



4.5 Band edge

<p>Limit:</p>	<ol style="list-style-type: none"> 1. The power of any emission outside of the authorized operating frequency ranges must be attenuated below the transmitting power (P) by a factor of at least $43+10\log(P)$ dB 2. The specification that emissions shall be attenuated below the transmitter power (P) by at least $43 + 10 \log(P)$ dB, translates in the relevant power range (1 to 0.001 W) to -13 dBm. At 1 W the specified minimum attenuation becomes 43 dB and relative to a 30 dBm (1 W) carrier becomes a limit of -13 dBm. At 0.001 W (0 dBm) the minimum attenuation is 13 dB, which again yields a limit of -13 dBm. In this way a translation of the specification from relative to absolute terms is carried out
<p>Test setup:</p>	 <pre> graph LR BS[Base station] --- PD[Power divider] PD --- EUT[EUT] PD --- ATT[Attenuators] ATT --- SA[Spectrum Analyzer] </pre>
<p>Test procedure:</p>	<ol style="list-style-type: none"> 1. The RF output of the transceiver was connected to a spectrum analyzer through appropriate attenuation. 2. The band edges of low and high channels for the highest RF powers were measured. Set $RBW \geq 1\%$ EBW in the 1MHz band immediately outside and adjacent to the band edge. 3. Set spectrum analyzer with RMS detector 4. The RF fundamental frequency should be excluded against the limit line in the operating frequency band.
<p>Test results:</p>	<p>Pass</p>

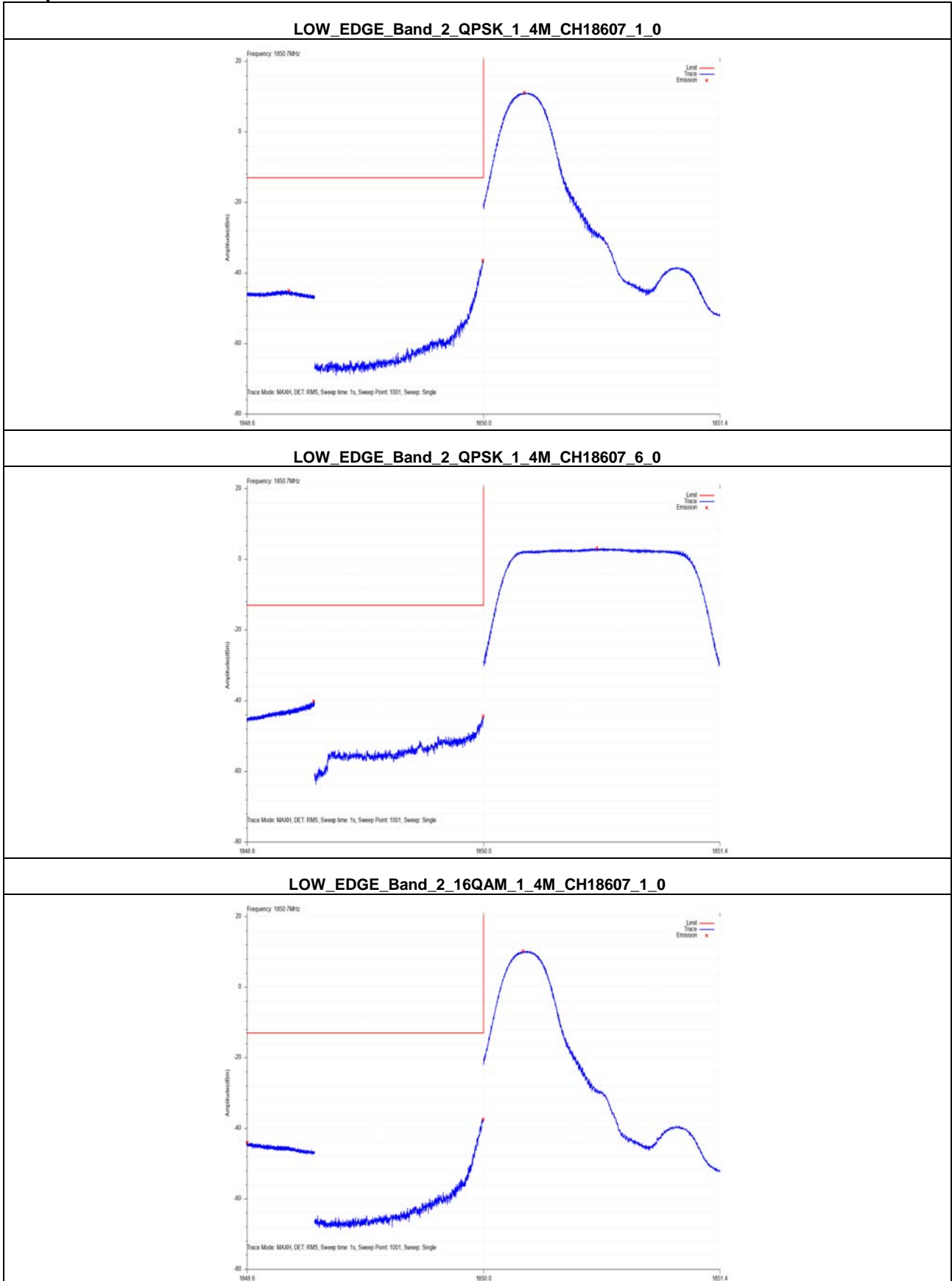
Band	Modulation	BW (MHz)	Frequency (MHz)	RB_Size	RB_start	RBW (kHz)	Test Freq Range(MHz)	Spur Freq (MHz)	Spur Level (dBm)	Limit (dBm)	Result
Band 2	QPSK	1.4M	1850.7	1	0	1000	1848.6~1849.0	1848.849	-45.02	-13	Pass
Band 2	QPSK	1.4M	1850.7	1	0	14.0	1849.0~1850.0	1849.997	-36.41	-13	Pass
Band 2	QPSK	1.4M	1850.7	6	0	1000	1848.6~1849.0	1848.995	-40.11	-13	Pass
Band 2	QPSK	1.4M	1850.7	6	0	14.0	1849.0~1850.0	1849.998	-44.48	-13	Pass
Band 2	16QAM	1.4M	1850.7	1	0	1000	1848.6~1849.0	1848.602	-44.13	-13	Pass
Band 2	16QAM	1.4M	1850.7	1	0	14.0	1849.0~1850.0	1849.999	-37.49	-13	Pass
Band 2	16QAM	1.4M	1850.7	6	0	1000	1848.6~1849.0	1848.987	-40.65	-13	Pass
Band 2	16QAM	1.4M	1850.7	6	0	14.0	1849.0~1850.0	1849.993	-44.42	-13	Pass
Band 2	QPSK	1.4M	1909.3	1	5	14.0	1910.0~1911.0	1910.003	-36.50	-13	Pass
Band 2	QPSK	1.4M	1909.3	1	5	1000	1911.0~1911.4	1911.380	-45.22	-13	Pass
Band 2	QPSK	1.4M	1909.3	6	0	14.0	1910.0~1911.0	1910.007	-45.04	-13	Pass
Band 2	QPSK	1.4M	1909.3	6	0	1000	1911.0~1911.4	1911.009	-40.11	-13	Pass
Band 2	16QAM	1.4M	1909.3	1	5	14.0	1910.0~1911.0	1910.006	-38.36	-13	Pass
Band 2	16QAM	1.4M	1909.3	1	5	1000	1911.0~1911.4	1911.396	-45.36	-13	Pass
Band 2	16QAM	1.4M	1909.3	6	0	14.0	1910.0~1911.0	1910.007	-44.68	-13	Pass
Band 2	16QAM	1.4M	1909.3	6	0	1000	1911.0~1911.4	1911.001	-39.79	-13	Pass
Band 2	QPSK	3M	1851.5	15	0	1000	1847.0~1849.0	1848.929	-37.40	-13	Pass
Band 2	QPSK	3M	1851.5	15	0	30.0	1849.0~1850.0	1849.997	-44.19	-13	Pass
Band 2	QPSK	3M	1851.5	1	0	1000	1847.0~1849.0	1848.995	-47.35	-13	Pass
Band 2	QPSK	3M	1851.5	1	0	30.0	1849.0~1850.0	1849.996	-32.92	-13	Pass
Band 2	16QAM	3M	1851.5	15	0	1000	1847.0~1849.0	1848.967	-36.96	-13	Pass
Band 2	16QAM	3M	1851.5	15	0	30.0	1849.0~1850.0	1849.997	-44.92	-13	Pass
Band 2	16QAM	3M	1851.5	1	0	1000	1847.0~1849.0	1848.967	-39.09	-13	Pass
Band 2	16QAM	3M	1851.5	1	0	30.0	1849.0~1850.0	1849.997	-33.88	-13	Pass
Band 2	QPSK	3M	1908.5	15	0	30.0	1910.0~1911.0	1910.004	-44.19	-13	Pass
Band 2	QPSK	3M	1908.5	15	0	1000	1911.0~1913.0	1911.025	-34.64	-13	Pass
Band 2	QPSK	3M	1908.5	1	11	30.0	1910.0~1911.0	1910.022	-57.39	-13	Pass
Band 2	QPSK	3M	1908.5	1	11	1000	1911.0~1913.0	1912.156	-44.78	-13	Pass
Band 2	16QAM	3M	1908.5	15	0	30.0	1910.0~1911.0	1910.001	-43.59	-13	Pass
Band 2	16QAM	3M	1908.5	15	0	1000	1911.0~1913.0	1911.005	-34.45	-13	Pass
Band 2	16QAM	3M	1908.5	1	11	30.0	1910.0~1911.0	1910.017	-58.13	-13	Pass
Band 2	16QAM	3M	1908.5	1	11	1000	1911.0~1913.0	1912.082	-44.69	-13	Pass
Band 2	QPSK	5M	1852.5	1	0	1000	1845.0~1849.0	1848.958	-47.42	-13	Pass
Band 2	QPSK	5M	1852.5	1	0	50.0	1849.0~1850.0	1849.999	-23.32	-13	Pass
Band 2	QPSK	5M	1852.5	25	0	1000	1845.0~1849.0	1848.918	-39.64	-13	Pass
Band 2	QPSK	5M	1852.5	25	0	50.0	1849.0~1850.0	1849.997	-36.65	-13	Pass

Band 2	16QAM	5M	1852.5	1	0	1000	1845.0~1849.0	1848.982	-47.87	-13	Pass
Band 2	16QAM	5M	1852.5	1	0	50.0	1849.0~1850.0	1849.997	-24.35	-13	Pass
Band 2	16QAM	5M	1852.5	25	0	1000	1845.0~1849.0	1848.806	-38.90	-13	Pass
Band 2	16QAM	5M	1852.5	25	0	50.0	1849.0~1850.0	1849.993	-38.02	-13	Pass
Band 2	QPSK	5M	1907.5	1	24	50.0	1910.0~1911.0	1910.004	-24.10	-13	Pass
Band 2	QPSK	5M	1907.5	1	24	1000	1911.0~1915.0	1911.817	-44.41	-13	Pass
Band 2	QPSK	5M	1907.5	25	0	50.0	1910.0~1911.0	1910.008	-36.81	-13	Pass
Band 2	QPSK	5M	1907.5	25	0	1000	1911.0~1915.0	1911.194	-35.78	-13	Pass
Band 2	16QAM	5M	1907.5	1	24	50.0	1910.0~1911.0	1910.006	-25.14	-13	Pass
Band 2	16QAM	5M	1907.5	1	24	1000	1911.0~1915.0	1911.809	-44.90	-13	Pass
Band 2	16QAM	5M	1907.5	25	0	50.0	1910.0~1911.0	1910.003	-37.64	-13	Pass
Band 2	16QAM	5M	1907.5	25	0	1000	1911.0~1915.0	1911.010	-35.56	-13	Pass
Band 2	QPSK	10M	1855.0	1	0	1000	1840.0~1849.0	1848.969	-48.29	-13	Pass
Band 2	QPSK	10M	1855.0	1	0	100.0	1849.0~1850.0	1849.996	-26.04	-13	Pass
Band 2	QPSK	10M	1855.0	50	0	1000	1840.0~1849.0	1848.978	-42.39	-13	Pass
Band 2	QPSK	10M	1855.0	50	0	100.0	1849.0~1850.0	1849.999	-41.61	-13	Pass
Band 2	16QAM	10M	1855.0	1	0	1000	1840.0~1849.0	1848.995	-48.35	-13	Pass
Band 2	16QAM	10M	1855.0	1	0	100.0	1849.0~1850.0	1849.982	-26.97	-13	Pass
Band 2	16QAM	10M	1855.0	50	0	1000	1840.0~1849.0	1848.951	-41.37	-13	Pass
Band 2	16QAM	10M	1855.0	50	0	100.0	1849.0~1850.0	1849.992	-41.06	-13	Pass
Band 2	QPSK	10M	1905.0	1	49	100.0	1910.0~1911.0	1910.003	-26.57	-13	Pass
Band 2	QPSK	10M	1905.0	1	49	1000	1911.0~1920.0	1913.819	-43.48	-13	Pass
Band 2	QPSK	10M	1905.0	50	0	100.0	1910.0~1911.0	1910.007	-40.69	-13	Pass
Band 2	QPSK	10M	1905.0	50	0	1000	1911.0~1920.0	1911.076	-36.61	-13	Pass
Band 2	16QAM	10M	1905.0	1	49	100.0	1910.0~1911.0	1910.008	-27.13	-13	Pass
Band 2	16QAM	10M	1905.0	1	49	1000	1911.0~1920.0	1913.855	-44.54	-13	Pass
Band 2	16QAM	10M	1905.0	50	0	100.0	1910.0~1911.0	1910.006	-41.99	-13	Pass
Band 2	16QAM	10M	1905.0	50	0	1000	1911.0~1920.0	1911.076	-36.80	-13	Pass
Band 2	QPSK	15M	1857.5	1	0	1000	1835.0~1849.0	1848.993	-40.55	-13	Pass
Band 2	QPSK	15M	1857.5	1	0	150.0	1849.0~1850.0	1849.991	-26.24	-13	Pass
Band 2	QPSK	15M	1857.5	75	0	1000	1835.0~1849.0	1847.860	-41.96	-13	Pass
Band 2	QPSK	15M	1857.5	75	0	150.0	1849.0~1850.0	1849.997	-41.33	-13	Pass
Band 2	16QAM	15M	1857.5	1	0	1000	1835.0~1849.0	1848.979	-43.59	-13	Pass
Band 2	16QAM	15M	1857.5	1	0	150.0	1849.0~1850.0	1849.983	-27.11	-13	Pass
Band 2	16QAM	15M	1857.5	75	0	1000	1835.0~1849.0	1847.580	-41.47	-13	Pass
Band 2	16QAM	15M	1857.5	75	0	150.0	1849.0~1850.0	1849.992	-42.88	-13	Pass
Band 2	QPSK	15M	1902.5	1	74	150.0	1910.0~1911.0	1910.012	-26.97	-13	Pass
Band 2	QPSK	15M	1902.5	1	74	1000	1911.0~1925.0	1911.021	-43.52	-13	Pass

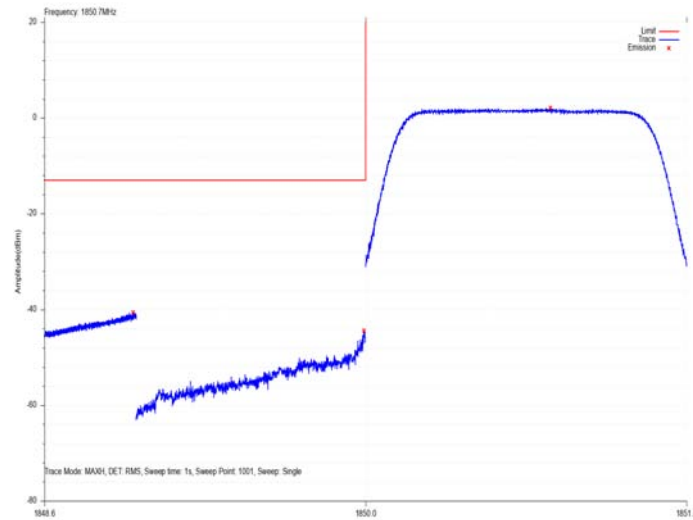
Band 2	QPSK	15M	1902.5	75	0	150.0	1910.0~1911.0	1910.004	-40.91	-13	Pass
Band 2	QPSK	15M	1902.5	75	0	1000	1911.0~1925.0	1912.336	-37.21	-13	Pass
Band 2	16QAM	15M	1902.5	1	74	150.0	1910.0~1911.0	1910.006	-27.23	-13	Pass
Band 2	16QAM	15M	1902.5	1	74	1000	1911.0~1925.0	1911.007	-43.84	-13	Pass
Band 2	16QAM	15M	1902.5	75	0	150.0	1910.0~1911.0	1910.017	-41.70	-13	Pass
Band 2	16QAM	15M	1902.5	75	0	1000	1911.0~1925.0	1912.336	-37.39	-13	Pass
Band 2	QPSK	20M	1860.0	100	0	1000	1830.0~1849.0	1848.972	-42.04	-13	Pass
Band 2	QPSK	20M	1860.0	100	0	200.0	1849.0~1850.0	1849.997	-44.83	-13	Pass
Band 2	QPSK	20M	1860.0	1	0	1000	1830.0~1849.0	1848.934	-43.43	-13	Pass
Band 2	QPSK	20M	1860.0	1	0	200.0	1849.0~1850.0	1849.997	-30.27	-13	Pass
Band 2	16QAM	20M	1860.0	100	0	1000	1830.0~1849.0	1848.953	-42.12	-13	Pass
Band 2	16QAM	20M	1860.0	100	0	200.0	1849.0~1850.0	1849.996	-45.70	-13	Pass
Band 2	16QAM	20M	1860.0	1	0	1000	1830.0~1849.0	1848.953	-44.04	-13	Pass
Band 2	16QAM	20M	1860.0	1	0	200.0	1849.0~1850.0	1849.998	-30.94	-13	Pass
Band 2	QPSK	20M	1900.0	100	0	200.0	1910.0~1911.0	1910.023	-43.26	-13	Pass
Band 2	QPSK	20M	1900.0	100	0	1000	1911.0~1930.0	1911.180	-38.77	-13	Pass
Band 2	QPSK	20M	1900.0	1	99	200.0	1910.0~1911.0	1910.006	-31.26	-13	Pass
Band 2	QPSK	20M	1900.0	1	99	1000	1911.0~1930.0	1911.028	-47.11	-13	Pass
Band 2	16QAM	20M	1900.0	100	0	200.0	1910.0~1911.0	1910.006	-43.64	-13	Pass
Band 2	16QAM	20M	1900.0	100	0	1000	1911.0~1930.0	1911.066	-39.22	-13	Pass
Band 2	16QAM	20M	1900.0	1	99	200.0	1910.0~1911.0	1910.015	-31.75	-13	Pass
Band 2	16QAM	20M	1900.0	1	99	1000	1911.0~1930.0	1911.010	-47.65	-13	Pass

Note: all modes of RB configurations have been tested, and only worst configuration data listed.

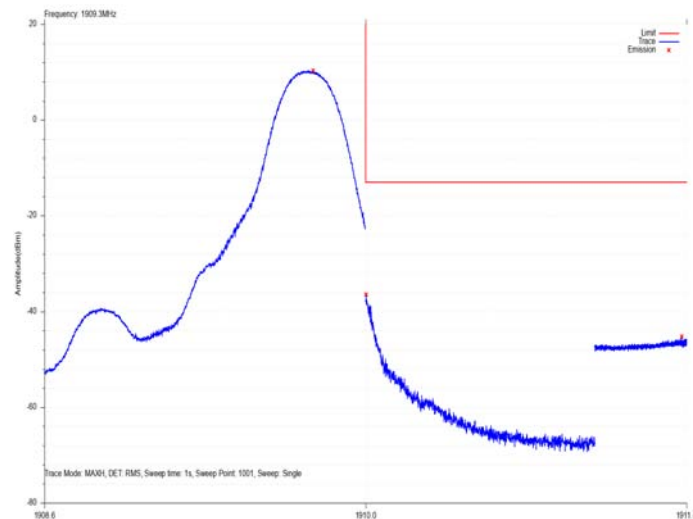
Test plots:



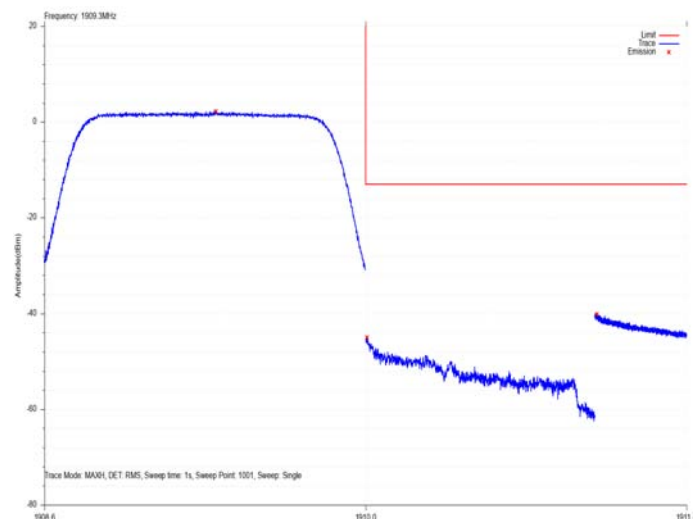
LOW_EDGE_Band 2_16QAM_1_4M_CH18607_6_0



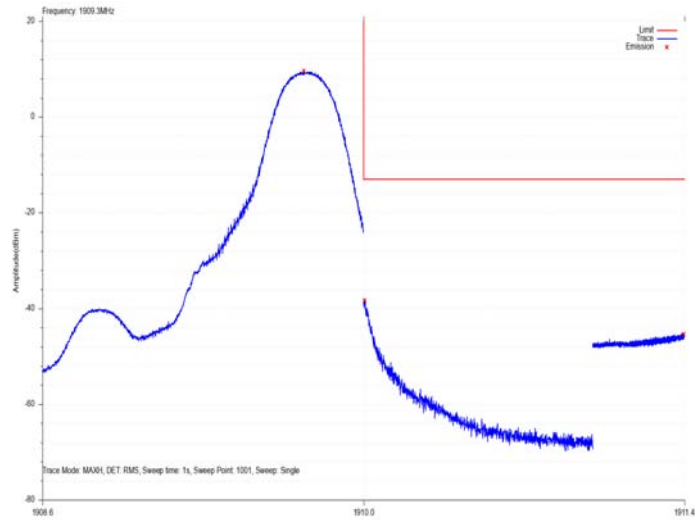
UPPER_EDGE_Band 2_QPSK_1_4M_CH19193_1_5



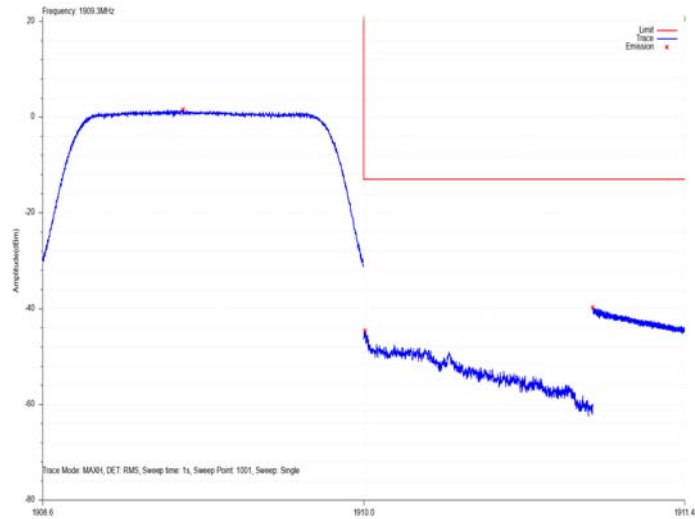
UPPER_EDGE_Band 2_QPSK_1_4M_CH19193_6_0



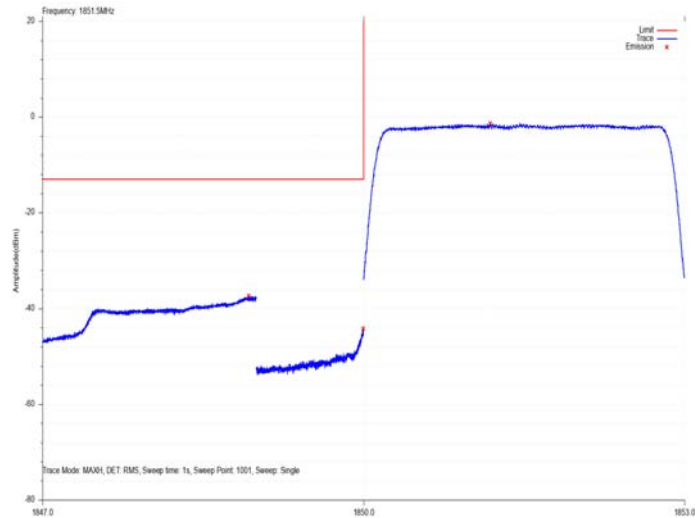
UPPER_EDGE_Band_2_16QAM_1_4M_CH19193_1_5



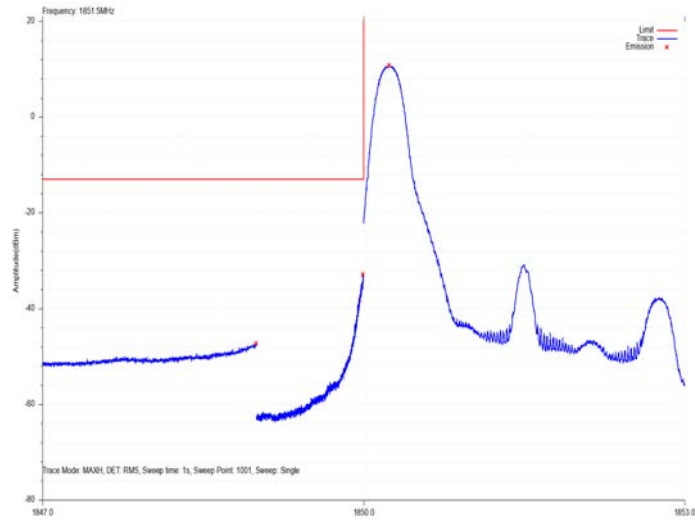
UPPER_EDGE_Band_2_16QAM_1_4M_CH19193_6_0



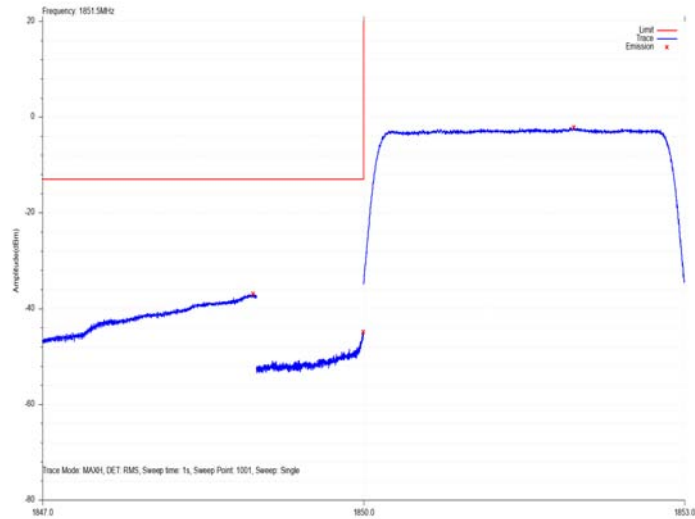
LOW_EDGE_Band_2_QPSK_3M_CH18615_15_0



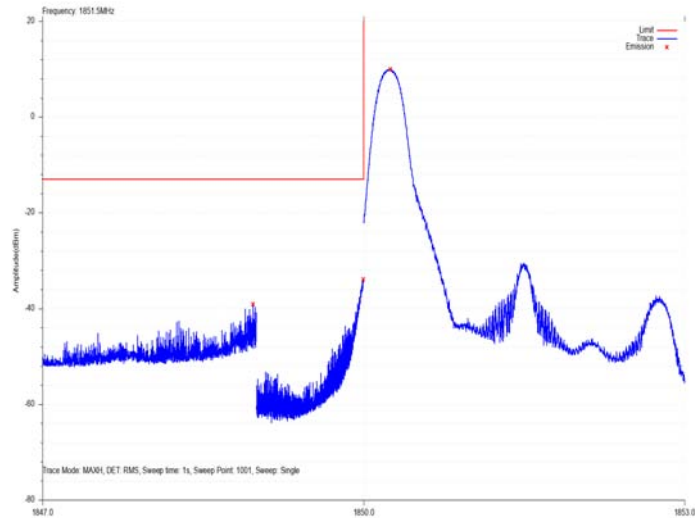
LOW_EDGE_Band_2_QPSK_3M_CH18615_1_0



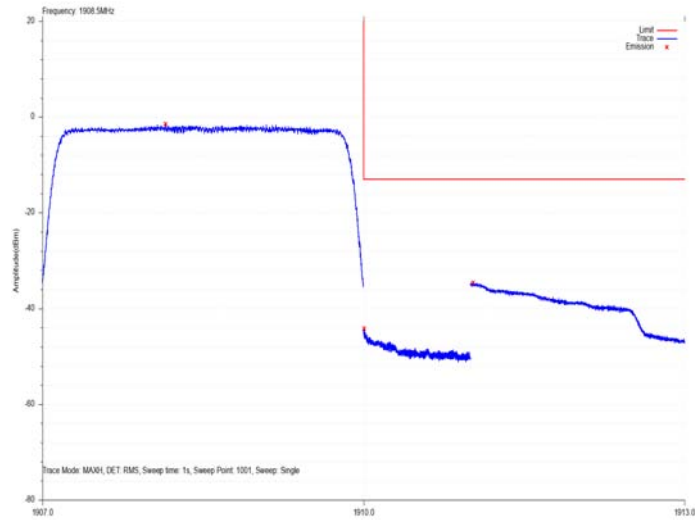
LOW_EDGE_Band_2_16QAM_3M_CH18615_15_0



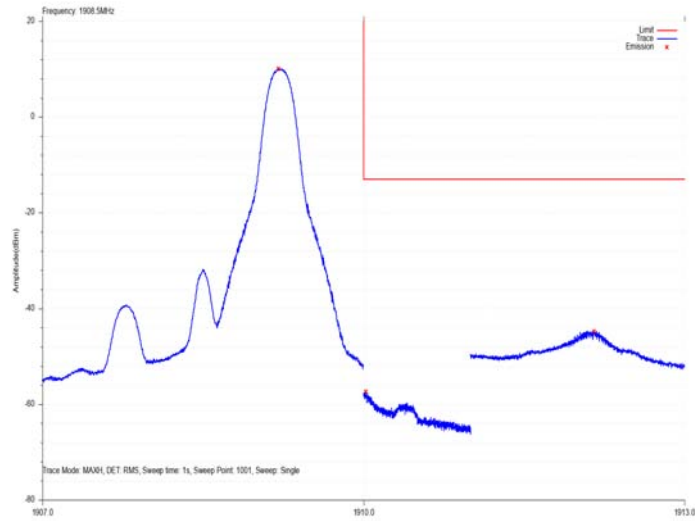
LOW_EDGE_Band_2_16QAM_3M_CH18615_1_0



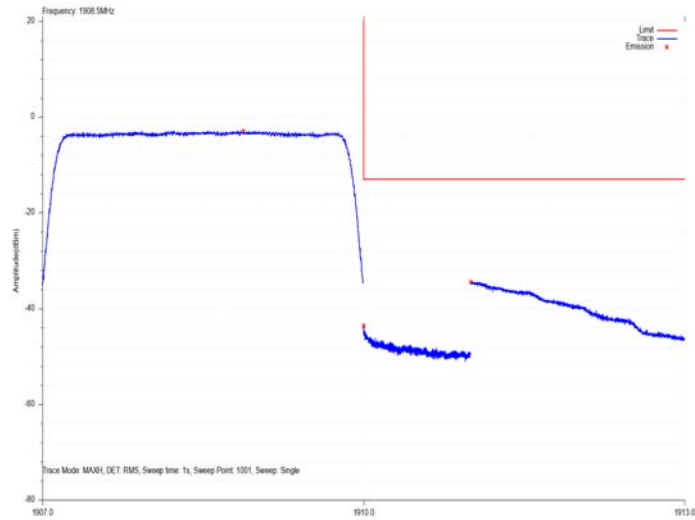
UPPER_EDGE_Band_2_QPSK_3M_CH19185_15_0



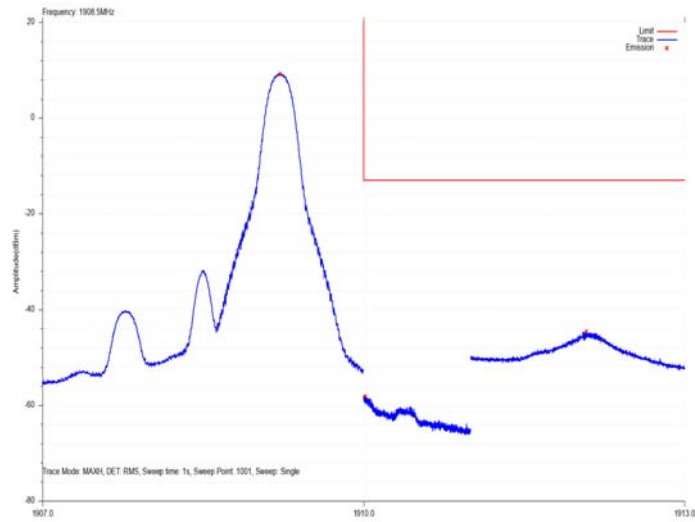
UPPER_EDGE_Band_2_QPSK_3M_CH19185_1_11



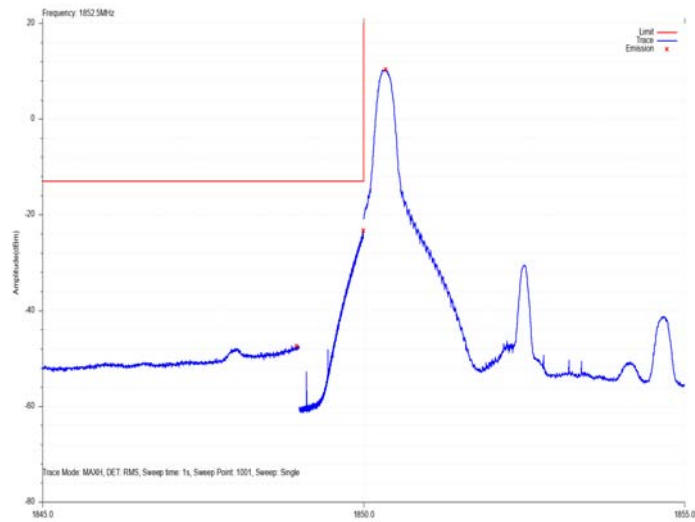
UPPER_EDGE_Band_2_16QAM_3M_CH19185_15_0



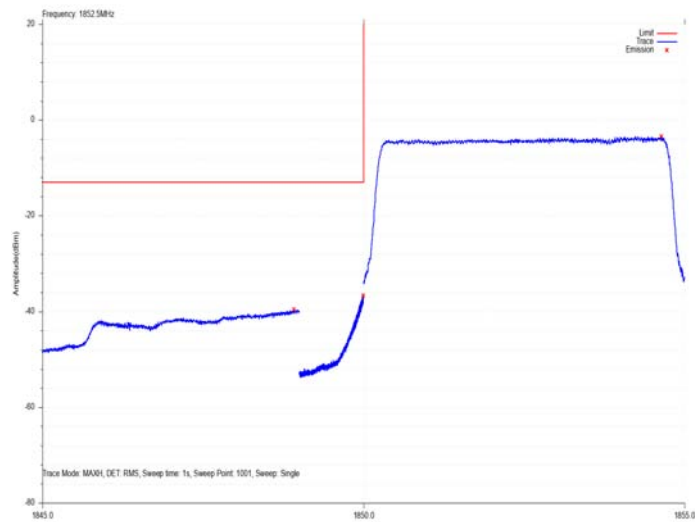
UPPER_EDGE_Band 2_16QAM_3M_CH19185_1_11



LOW_EDGE_Band 2_QPSK_5M_CH18625_1_0



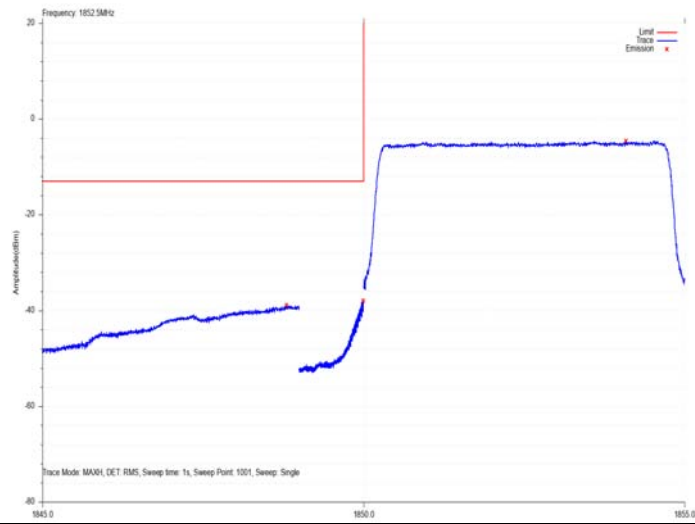
LOW_EDGE_Band 2_QPSK_5M_CH18625_25_0



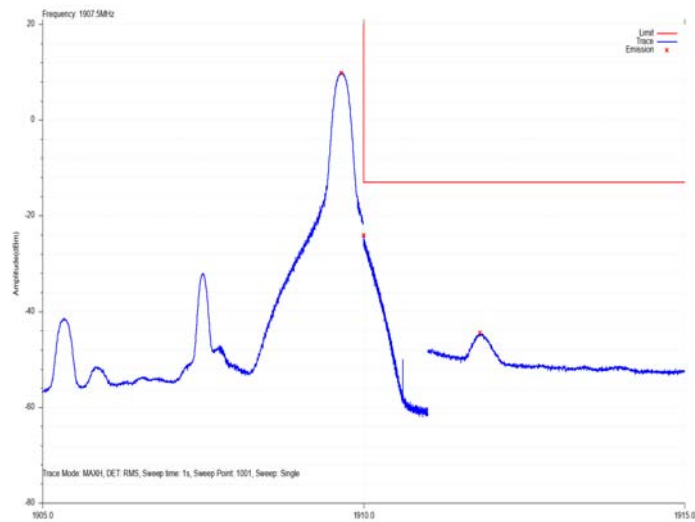
LOW_EDGE_Band_2_16QAM_5M_CH18625_1_0



LOW_EDGE_Band_2_16QAM_5M_CH18625_25_0



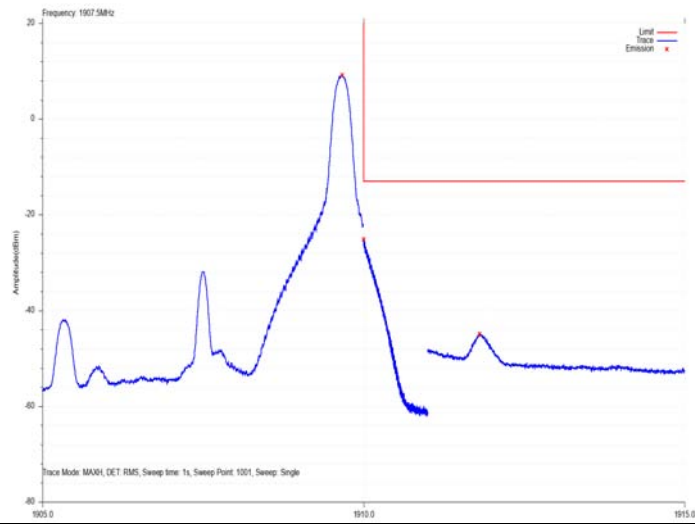
UPPER_EDGE_Band_2_QPSK_5M_CH19175_1_24



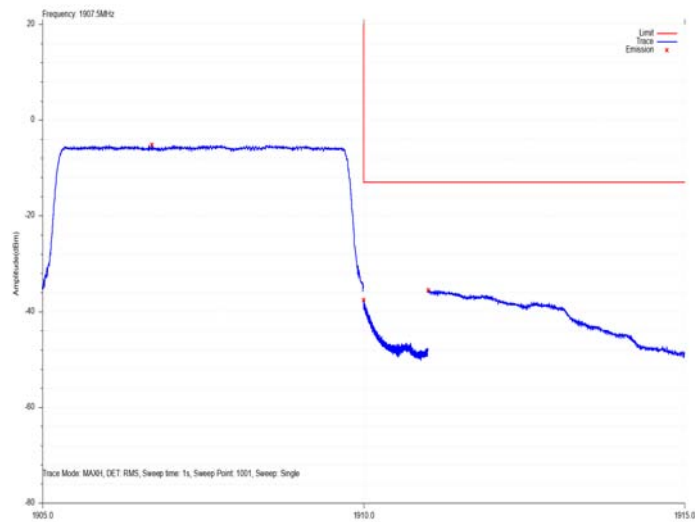
UPPER_EDGE_Band_2_QPSK_5M_CH19175_25_0



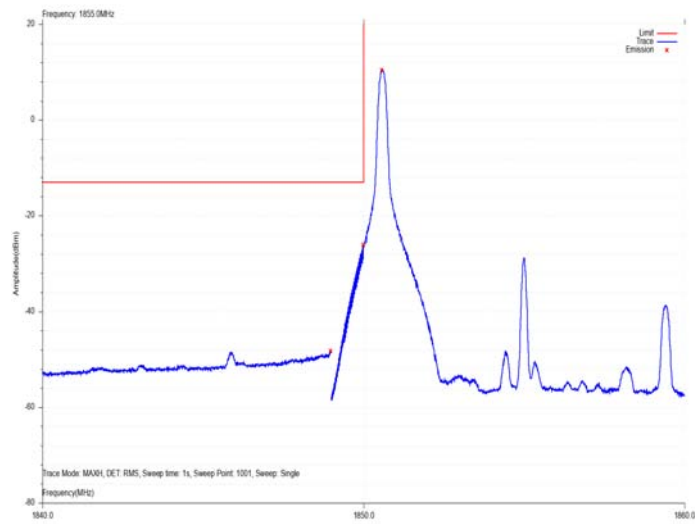
UPPER_EDGE_Band_2_16QAM_5M_CH19175_1_24



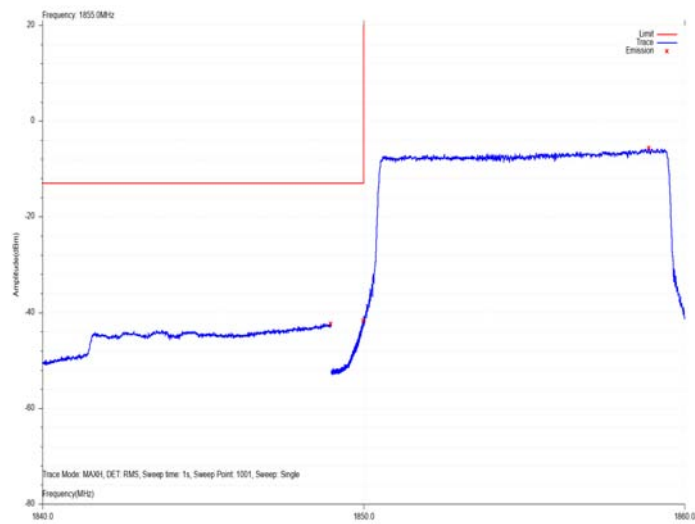
UPPER_EDGE_Band_2_16QAM_5M_CH19175_25_0



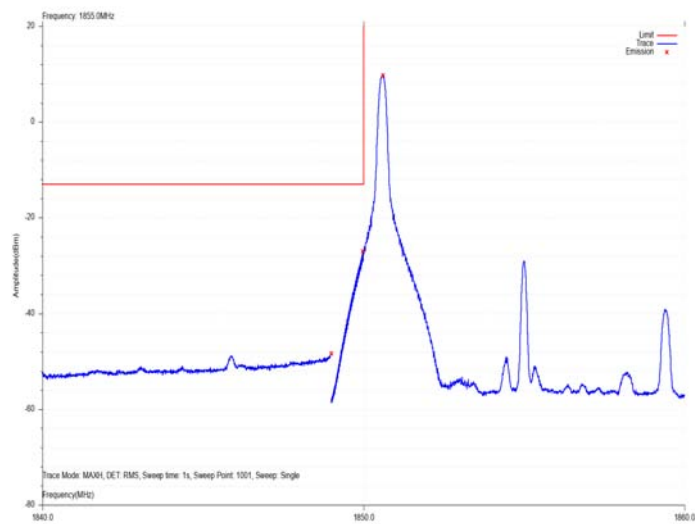
LOW_EDGE_Band 2_QPSK_10M_CH18650_1_0



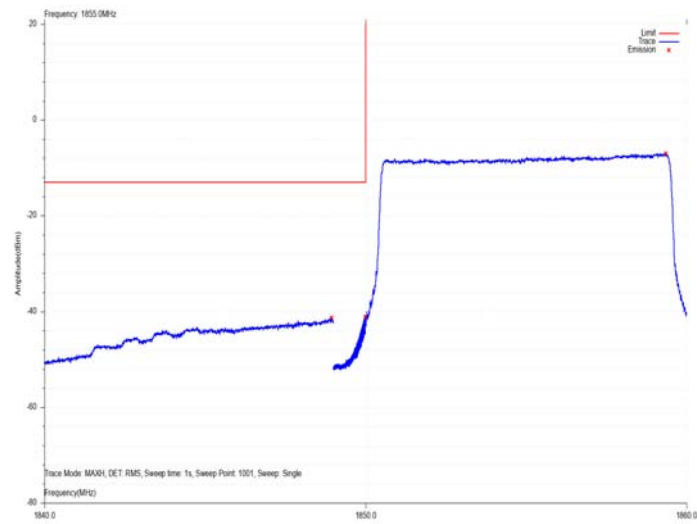
LOW_EDGE_Band 2_QPSK_10M_CH18650_50_0



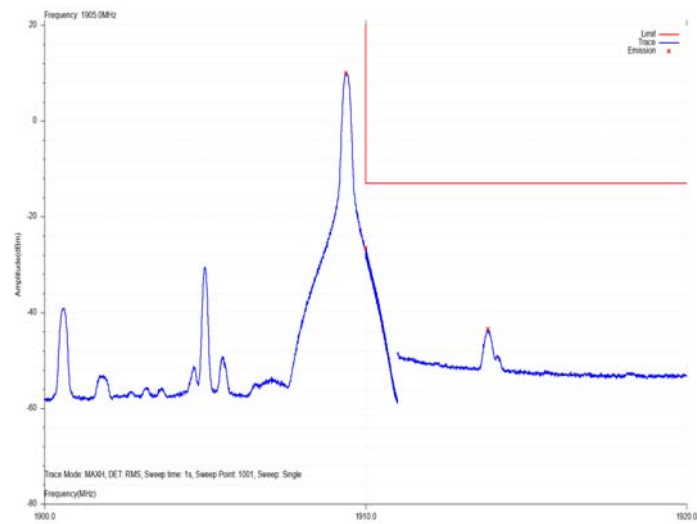
LOW_EDGE_Band 2_16QAM_10M_CH18650_1_0



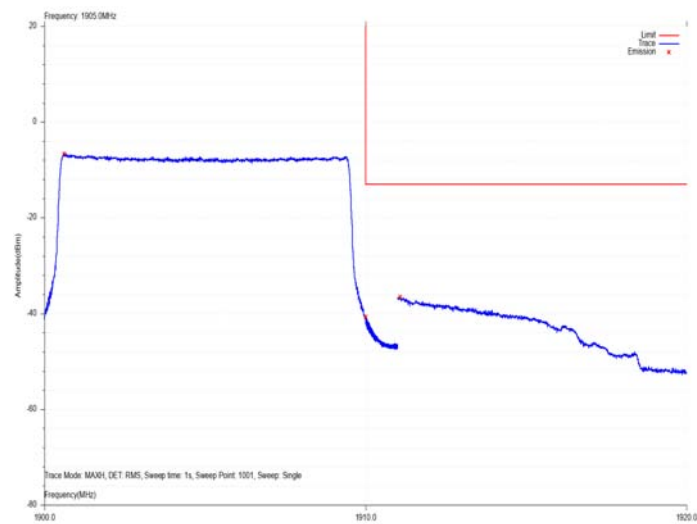
LOW_EDGE_Band_2_16QAM_10M_CH18650_50_0



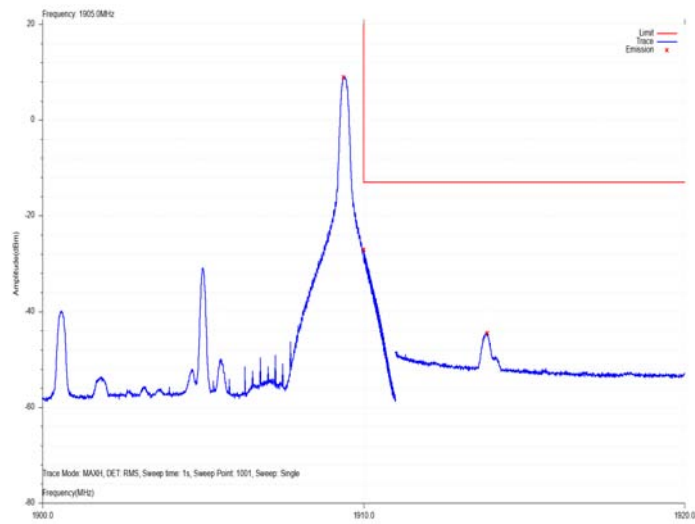
UPPER_EDGE_Band_2_QPSK_10M_CH19150_1_49



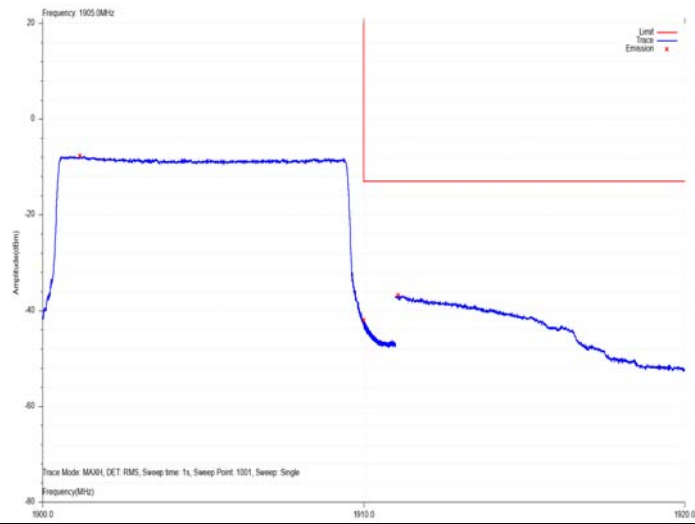
UPPER_EDGE_Band_2_QPSK_10M_CH19150_50_0



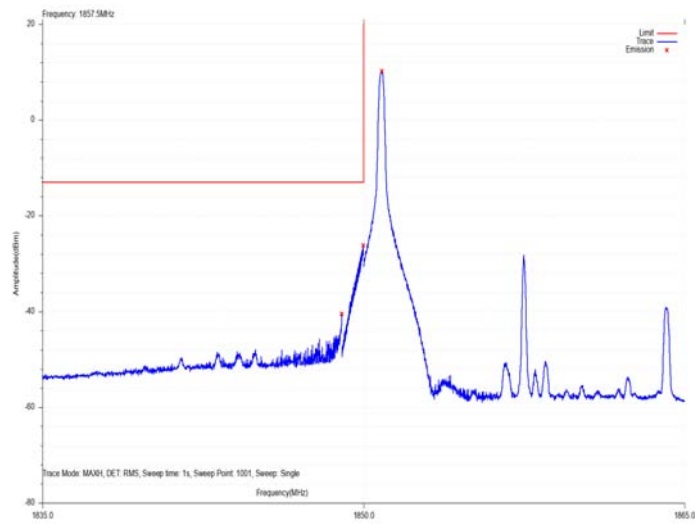
UPPER_EDGE_Band_2_16QAM_10M_CH19150_1_49



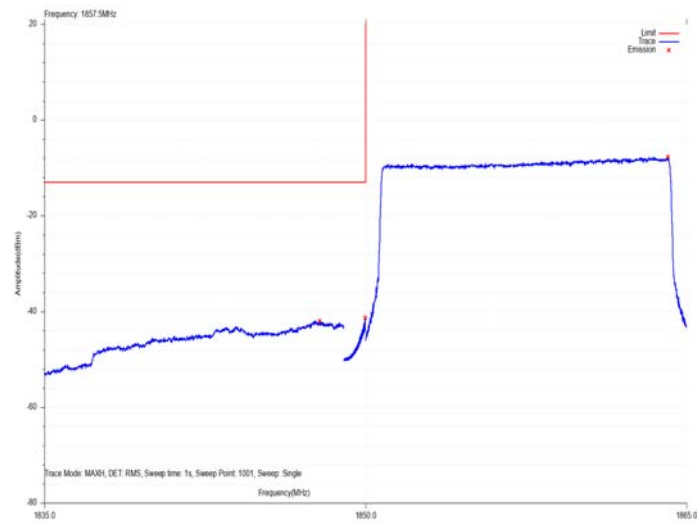
UPPER_EDGE_Band_2_16QAM_10M_CH19150_50_0



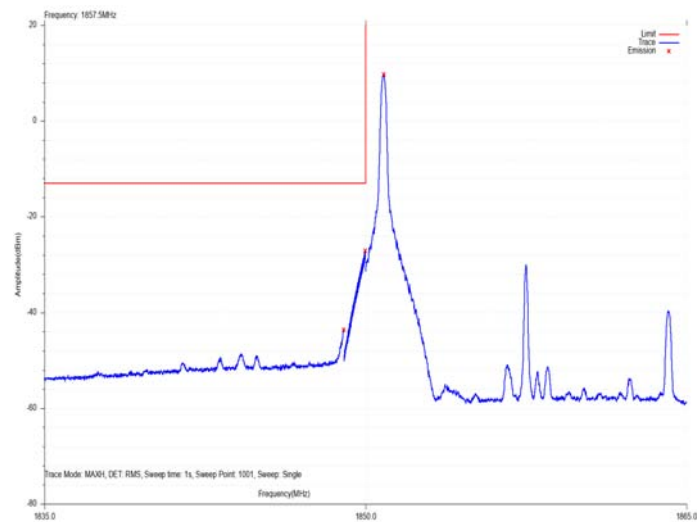
LOW_EDGE_Band_2_QPSK_15M_CH18675_1_0



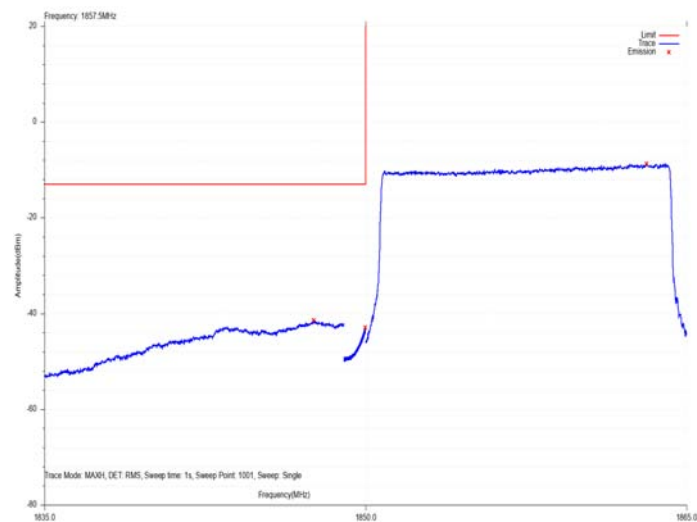
LOW_EDGE_Band_2_QPSK_15M_CH18675_75_0



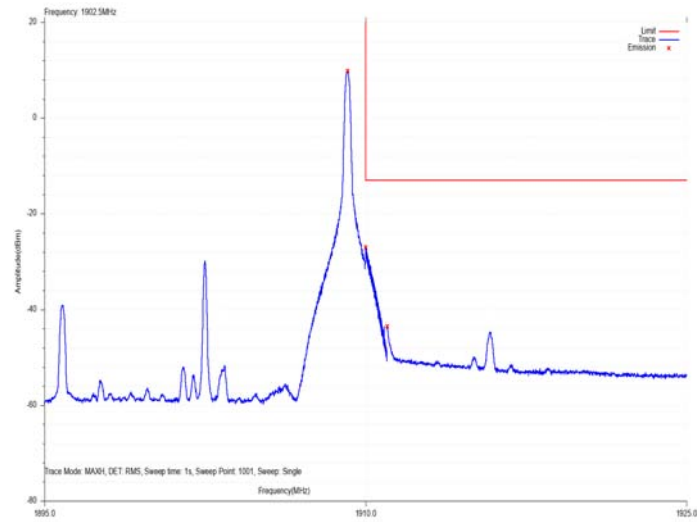
LOW_EDGE_Band_2_16QAM_15M_CH18675_1_0



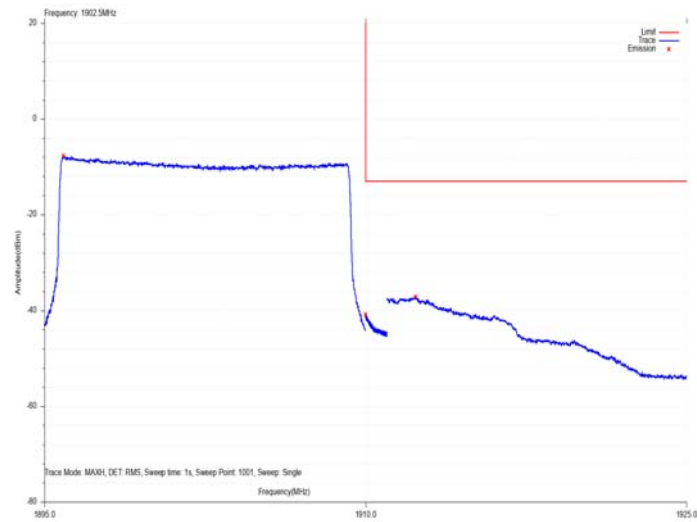
LOW_EDGE_Band_2_16QAM_15M_CH18675_75_0



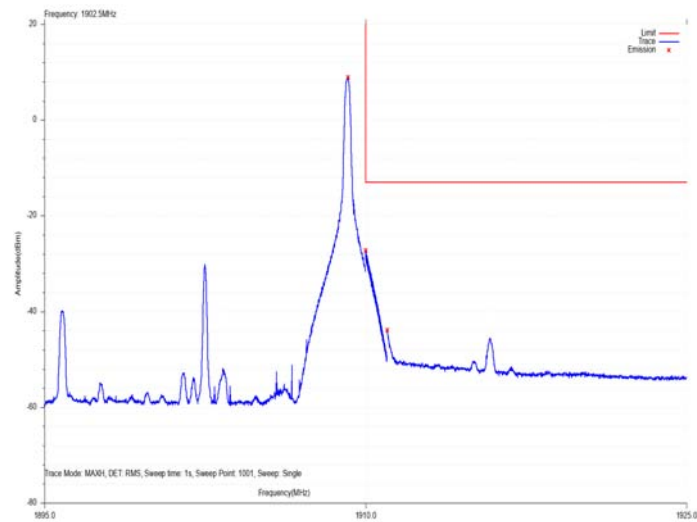
UPPER_EDGE_Band_2_QPSK_15M_CH19125_1_74



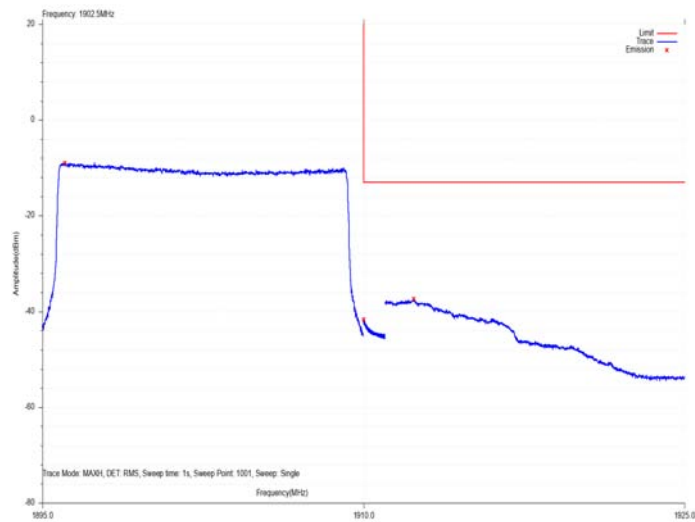
UPPER_EDGE_Band_2_QPSK_15M_CH19125_75_0



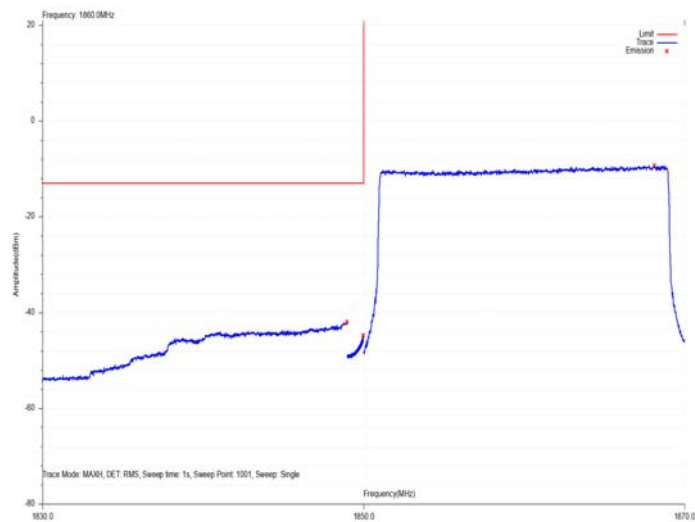
UPPER_EDGE_Band_2_16QAM_15M_CH19125_1_74



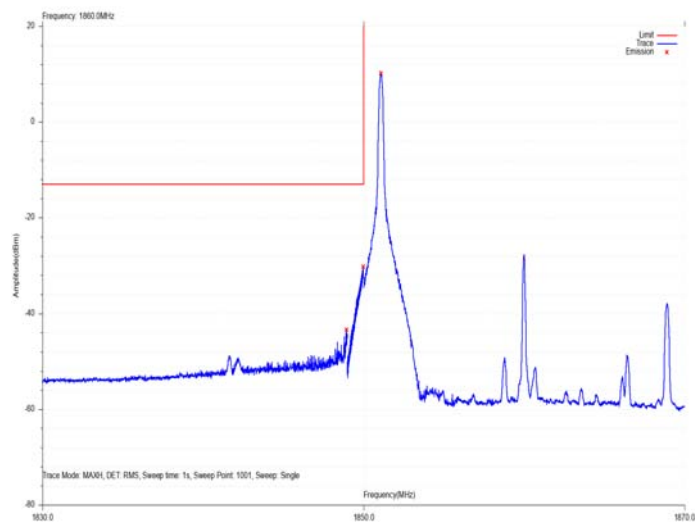
UPPER_EDGE_Band_2_16QAM_15M_CH19125_75_0



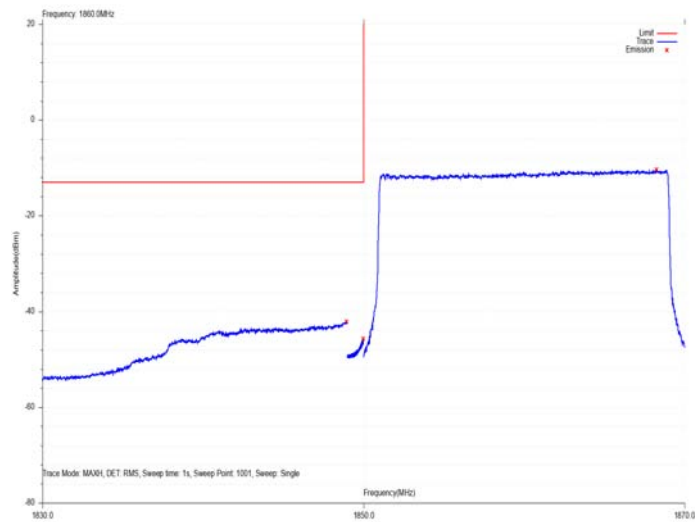
LOW_EDGE_Band_2_QPSK_20M_CH18700_100_0



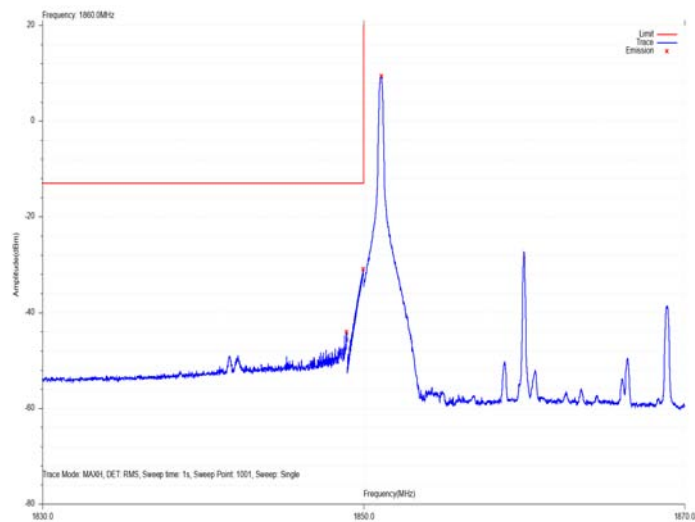
LOW_EDGE_Band_2_QPSK_20M_CH18700_1_0



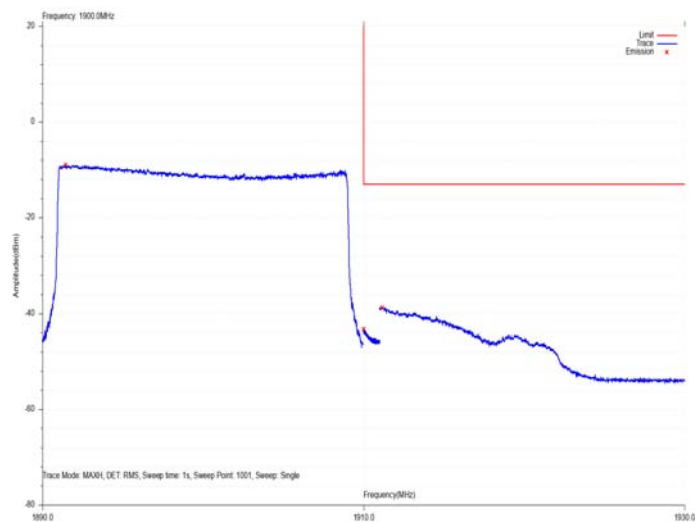
LOW_EDGE_Band_2_16QAM_20M_CH18700_100_0



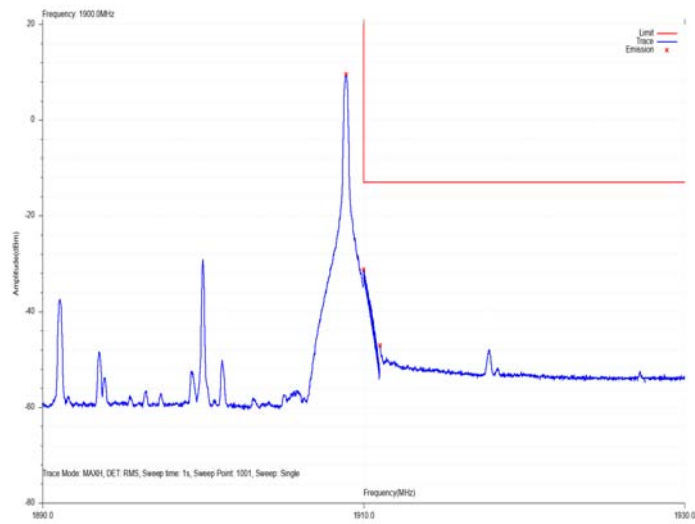
LOW_EDGE_Band_2_16QAM_20M_CH18700_1_0



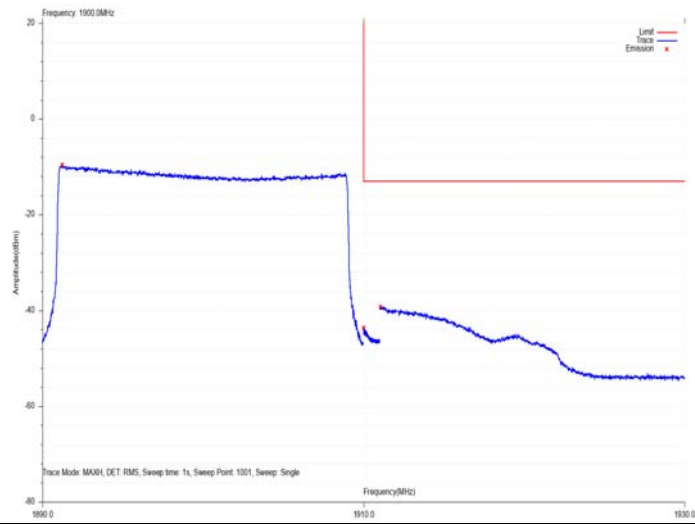
UPPER_EDGE_Band_2_QPSK_20M_CH19100_100_0



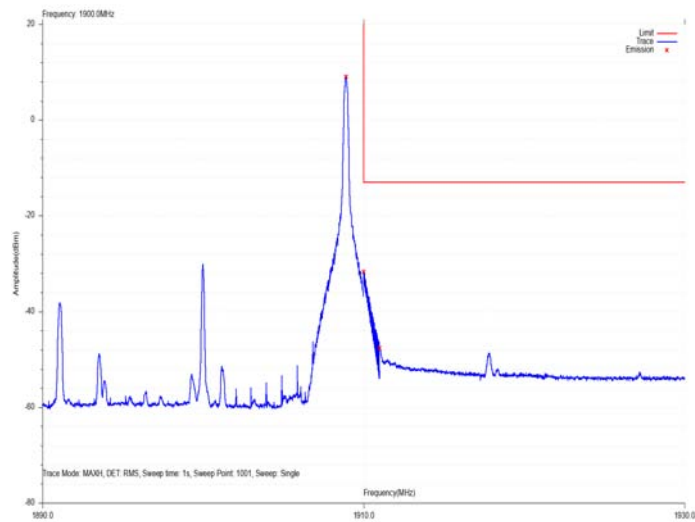
UPPER_EDGE_Band_2_QPSK_20M_CH19100_1_99



UPPER_EDGE_Band_2_16QAM_20M_CH19100_100_0



UPPER_EDGE_Band_2_16QAM_20M_CH19100_1_99



4.6 Radiated Spurious Emission

<p>Limit:</p>	<ol style="list-style-type: none"> 1.The power of any emission outside of the authorized operating frequency ranges must be attenuated below the transmitting power (P) by a factor of at least $43+10\log(P)$ dB 2. The specification that emissions shall be attenuated below the transmitter power (P) by at least $43 + 10 \log(P)$ dB, translates in the relevant power range (1 to 0.001 W) to -13 dBm. At 1 W the specified minimum attenuation becomes 43 dB and relative to a 30 dBm (1 W) carrier becomes a limit of -13 dBm. At 0.001 W (0 dBm) the minimum attenuation is 13 dB, which again yields a limit of -13 dBm. In this way a translation of the specification from relative to absolute terms is carried out
<p>Test Procedure:</p>	<ol style="list-style-type: none"> 1. For radiated emissions measurements performed at frequencies less than or equal to 1 GHz, the EUT shall be placed on a RF-transparent table or support at a nominal height of 80 cm above the reference ground plane. For radiated measurements performed at frequencies above 1 GHz, the EUT shall be placed on an RF transparent table or support at a nominal height of 1.5 m above the ground plane. Radiated measurements shall be made with the measurement antenna positioned in both horizontal and vertical polarization. The measurement antenna shall be varied from 1 m to 4 m in height above the reference ground in a search for the relative positioning that produces the maximum radiated signal level. 2. Detected emissions were maximized at each frequency by rotating the EUT through 360° and adjusting the receiving antenna polarization. The radiated emission measurements of all transmit frequencies in three channels (High, Middle, Low) were measured with peak detector. 3. A log-periodic antenna or double-ridged waveguide horn antenna shall be substituted in place of the EUT. The log-periodic antenna will be driven by a signal generator and the level will be adjusted till the same power value on the spectrum analyzer or receiver. The level of the spurious emissions can be calculated through the level of the signal generator, cable loss, the gain of the substitution antenna and the reading of the spectrum analyzer or receiver 4. The EUT is then put into continuously transmitting mode at its maximum power level during the test. Set Test Receiver or Spectrum RBW=1MHz,VBW=3MHz, And the maximum value of the receiver should be recorded as (P_r). 5. The EUT shall be replaced by a substitution antenna.In the chamber, an substitution antenna for the frequency band of interest is placed at the reference point of the chamber. An RF Signal source for the frequency band of interest is connected to the substitution antenna with a cable that has been constructed to not interfere with the radiation pattern of the antenna. A power (P_{Mea}) is applied to the input of the substitution antenna, and adjust the level of the signal generator output until the value of the receiver reach the previously recorded (P_r). The power of signal source (P_{Mea}) is recorded. The test should be performed by rotating the test item and adjusting the receiving antenna polarization. 6. A amplifier should be connected to the Signal Source output port. And the cable should be connect between the Amplifier and the Substitution Antenna. The cable loss (P_{cl}),the Substitution Antenna Gain (G_a) and the Amplifier Gain (P_{Ag}) should be recorded after test. The measurement results are obtained as described below: 7. $Power(EIRP) Level = P_{Mea} (dBm) - Cable loss(dB) + Antenna Ga(dBi)$ This value is EIRP since the measurement is calibrated using an antenna of known gain (2.15 dBi) and known input power 8. ERP can be calculated from EIRP by subtracting the gain of the dipole, $ERP = EIRP - 2.15dBi$.
<p>Test setup:</p>	

Test environment:	Temp.:	25 °C	Humid.:	52%	Press.:	1012mbar
Test voltage:	DC 3.7V					
Test results:	Pass					

Remarks:

1. Pre-scan all kind of the place mode (X-axis, Y-axis, Z-axis), and found the Y-axis which it is worse case.
2. We were tested all RB Configuration refer 3GPP TS136 521 for each Channel Bandwidth of LTEFDD Band 2;

Measurement Data:

LTE FDD Band 2_Channel Bandwidth 20MHz_QPSK_Low Channel

Frequency (MHz)	PMea (dBm)	Cable Loss (dB)	Antenna Gain (dB)	Level (dBm)	Limit (dBm)	Margin	Polarization
3720.0	-34.20	4.07	12.30	-25.97	-13	-12.97	H
3720.0	-35.00	4.07	12.30	-26.77	-13	-13.77	V
5580.0	-34.40	5.28	13.50	-26.18	-13	-13.18	H
5580.0	-34.21	5.28	13.50	-25.99	-13	-12.99	V
186.40	-22.80	1.58	6.10	-18.28	-13	-5.28	H
275.10	-23.11	1.76	6.90	-17.97	-13	-4.97	V

LTE FDD Band 2_Channel Bandwidth 20MHz_QPSK_Mid Channel

Frequency (MHz)	PMea (dBm)	Cable Loss (dB)	Antenna Gain (dB)	Level (dBm)	Limit (dBm)	Margin	Polarization
3760.0	-34.72	4.04	12.30	-26.46	-13	-26.46	H
3760.0	-29.73	4.04	12.30	-21.47	-13	-21.47	V
5640.0	-35.61	5.24	13.50	-27.35	-13	-27.35	H
5640.0	-34.43	5.24	13.50	-26.17	-13	-26.17	V
186.40	-22.80	1.58	6.10	-18.28	-13	-5.28	H
275.10	-23.11	1.76	6.90	-17.97	-13	-4.97	V

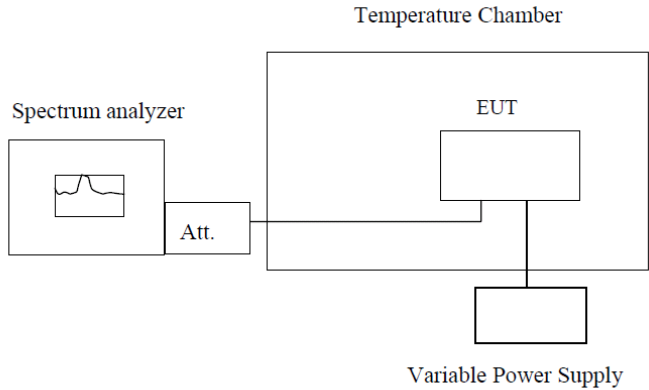
LTE FDD Band 2_Channel Bandwidth 20MHz_QPSK_High Channel

Frequency (MHz)	PMea (dBm)	Cable Loss (dB)	Antenna Gain (dB)	Level (dBm)	Limit (dBm)	Margin	Polarization
3800.0	-32.56	4.04	12.30	-24.30	-13	-11.3	H
3800.0	-27.97	4.04	12.30	-19.71	-13	-6.71	V
5700.0	-31.01	5.24	13.50	-22.75	-13	-9.75	H
5700.0	-30.57	5.24	13.50	-22.31	-13	-9.31	V
186.40	-22.80	1.58	6.10	-18.28	-13	-5.28	H
275.10	-23.11	1.76	6.90	-17.97	-13	-4.97	V

Notes:

1. All channel bandwidth were tested, the report recorded the worst data.
2. Level= PMea (dBm)-Cable loss(dB) +Antenna Ga(dBi)
4. Margin = Level – Limit
5. We measured all modes and only recorded the worst case.

4.7 Frequency stability

<p>Limit:</p>	<p>For FCC part 24.235: The frequency stability shall be sufficient to ensure that the fundamental emission stays within the authorized frequency block.</p>
<p>Test Procedure:</p>	<p>Test Procedures for Temperature Variation:</p> <ol style="list-style-type: none"> 1, The EUT was set up in the thermal chamber and connected with the base station. 2, With power off, the temperature was decreased to -30°C and the EUT was stabilized for three hours. Power was applied and the maximum change in frequency was recorded within one minute. 3, With power off, the temperature was raised in 10°C set up to 50°C and the EUT was stabilized for three hours. Power was applied and the maximum change in frequency was recorded within one minute. 4, measure the carrier frequency error. <p>Test Procedures for Voltage Variation:</p> <ol style="list-style-type: none"> 1, The EUT was placed in a temperature chamber at 25±5°C and connected with the base station. 2, Reduce the primary supply voltage to the battery operating end point. 3, measure the carrier frequency error.
<p>Test setup:</p>	<div style="text-align: center;">  <p>Note : Measurement setup for testing on Antenna connector</p> </div>
<p>Test results:</p>	<p>Pass</p>

Measurement data:

Band	Bandwidth	Modulation	Channel	RB Configure	Voltage		Deviation (Hz)	Deviation (ppm)	Limit (ppm)	Verdict
					Voltage [Vdc]	Temperature (°C)				
Band2	1.4MHz	QPSK	18607	6RB#0	VN	NT	-17.81	-0.009623	±2.5	PASS
Band2	1.4MHz	QPSK	18607	6RB#0	VL	NT	-16.05	-0.008672	±2.5	PASS
Band2	1.4MHz	QPSK	18607	6RB#0	VH	NT	-16.54	-0.008937	±2.5	PASS
Band2	1.4MHz	16QAM	18607	6RB#0	VN	NT	-6.98	-0.003772	±2.5	PASS
Band2	1.4MHz	16QAM	18607	6RB#0	VL	NT	-8.61	-0.004652	±2.5	PASS
Band2	1.4MHz	16QAM	18607	6RB#0	VH	NT	-8.24	-0.004452	±2.5	PASS
Band2	1.4MHz	QPSK	18900	6RB#0	VN	NT	-19.38	-0.010309	±2.5	PASS
Band2	1.4MHz	QPSK	18900	6RB#0	VL	NT	-19.48	-0.010362	±2.5	PASS
Band2	1.4MHz	QPSK	18900	6RB#0	VH	NT	-17.72	-0.009426	±2.5	PASS
Band2	1.4MHz	16QAM	18900	6RB#0	VN	NT	-11.36	-0.006043	±2.5	PASS
Band2	1.4MHz	16QAM	18900	6RB#0	VL	NT	-10.13	-0.005388	±2.5	PASS
Band2	1.4MHz	16QAM	18900	6RB#0	VH	NT	-7.57	-0.004027	±2.5	PASS
Band2	1.4MHz	QPSK	19193	6RB#0	VN	NT	8.73	0.004572	±2.5	PASS
Band2	1.4MHz	QPSK	19193	6RB#0	VL	NT	12.03	0.006301	±2.5	PASS
Band2	1.4MHz	QPSK	19193	6RB#0	VH	NT	14.41	0.007547	±2.5	PASS
Band2	1.4MHz	16QAM	19193	6RB#0	VN	NT	18.35	0.009611	±2.5	PASS
Band2	1.4MHz	16QAM	19193	6RB#0	VL	NT	17.29	0.009056	±2.5	PASS
Band2	1.4MHz	16QAM	19193	6RB#0	VH	NT	17.92	0.009386	±2.5	PASS
Band2	3MHz	QPSK	18615	15RB#0	VN	NT	-3.00	-0.001620	±2.5	PASS
Band2	3MHz	QPSK	18615	15RB#0	VL	NT	-2.23	-0.001204	±2.5	PASS
Band2	3MHz	QPSK	18615	15RB#0	VH	NT	2.02	0.001091	±2.5	PASS
Band2	3MHz	16QAM	18615	15RB#0	VN	NT	-5.36	-0.002895	±2.5	PASS
Band2	3MHz	16QAM	18615	15RB#0	VL	NT	4.03	0.002177	±2.5	PASS
Band2	3MHz	16QAM	18615	15RB#0	VH	NT	3.58	0.001934	±2.5	PASS
Band2	3MHz	QPSK	18900	15RB#0	VN	NT	-6.55	-0.003484	±2.5	PASS
Band2	3MHz	QPSK	18900	15RB#0	VL	NT	2.00	0.001064	±2.5	PASS
Band2	3MHz	QPSK	18900	15RB#0	VH	NT	-2.59	-0.001378	±2.5	PASS
Band2	3MHz	16QAM	18900	15RB#0	VN	NT	-4.59	-0.002441	±2.5	PASS
Band2	3MHz	16QAM	18900	15RB#0	VL	NT	-6.68	-0.003553	±2.5	PASS
Band2	3MHz	16QAM	18900	15RB#0	VH	NT	-4.48	-0.002383	±2.5	PASS
Band2	3MHz	QPSK	19185	15RB#0	VN	NT	5.36	0.002808	±2.5	PASS
Band2	3MHz	QPSK	19185	15RB#0	VL	NT	8.70	0.004559	±2.5	PASS
Band2	3MHz	QPSK	19185	15RB#0	VH	NT	7.62	0.003993	±2.5	PASS

Band2	3MHz	16QAM	19185	15RB#0	VN	NT	8.00	0.004192	±2.5	PASS
Band2	3MHz	16QAM	19185	15RB#0	VL	NT	8.28	0.004338	±2.5	PASS
Band2	3MHz	16QAM	19185	15RB#0	VH	NT	5.98	0.003133	±2.5	PASS
Band2	5MHz	QPSK	18625	25RB#0	VN	NT	-4.01	-0.002165	±2.5	PASS
Band2	5MHz	QPSK	18625	25RB#0	VL	NT	-3.58	-0.001933	±2.5	PASS
Band2	5MHz	QPSK	18625	25RB#0	VH	NT	3.43	0.001852	±2.5	PASS
Band2	5MHz	16QAM	18625	25RB#0	VN	NT	4.05	0.002186	±2.5	PASS
Band2	5MHz	16QAM	18625	25RB#0	VL	NT	-3.05	-0.001646	±2.5	PASS
Band2	5MHz	16QAM	18625	25RB#0	VH	NT	4.59	0.002478	±2.5	PASS
Band2	5MHz	QPSK	18900	25RB#0	VN	NT	-3.79	-0.002016	±2.5	PASS
Band2	5MHz	QPSK	18900	25RB#0	VL	NT	-4.94	-0.002628	±2.5	PASS
Band2	5MHz	QPSK	18900	25RB#0	VH	NT	4.85	0.002580	±2.5	PASS
Band2	5MHz	16QAM	18900	25RB#0	VN	NT	6.07	0.003229	±2.5	PASS
Band2	5MHz	16QAM	18900	25RB#0	VL	NT	-2.82	-0.001500	±2.5	PASS
Band2	5MHz	16QAM	18900	25RB#0	VH	NT	-3.92	-0.002085	±2.5	PASS
Band2	5MHz	QPSK	19175	25RB#0	VN	NT	4.84	0.002537	±2.5	PASS
Band2	5MHz	QPSK	19175	25RB#0	VL	NT	-2.86	-0.001499	±2.5	PASS
Band2	5MHz	QPSK	19175	25RB#0	VH	NT	-2.32	-0.001216	±2.5	PASS
Band2	5MHz	16QAM	19175	25RB#0	VN	NT	2.13	0.001117	±2.5	PASS
Band2	5MHz	16QAM	19175	25RB#0	VL	NT	3.30	0.001730	±2.5	PASS
Band2	5MHz	16QAM	19175	25RB#0	VH	NT	2.68	0.001405	±2.5	PASS
Band2	10MHz	QPSK	18650	50RB#0	VN	NT	-5.42	-0.002922	±2.5	PASS
Band2	10MHz	QPSK	18650	50RB#0	VL	NT	-2.82	-0.001520	±2.5	PASS
Band2	10MHz	QPSK	18650	50RB#0	VH	NT	-3.22	-0.001736	±2.5	PASS
Band2	10MHz	16QAM	18650	50RB#0	VN	NT	-4.58	-0.002469	±2.5	PASS
Band2	10MHz	16QAM	18650	50RB#0	VL	NT	-5.71	-0.003078	±2.5	PASS
Band2	10MHz	16QAM	18650	50RB#0	VH	NT	-6.21	-0.003348	±2.5	PASS
Band2	10MHz	QPSK	18900	50RB#0	VN	NT	-4.48	-0.002383	±2.5	PASS
Band2	10MHz	QPSK	18900	50RB#0	VL	NT	-5.68	-0.003021	±2.5	PASS
Band2	10MHz	QPSK	18900	50RB#0	VH	NT	-64.17	-0.034133	±2.5	PASS
Band2	10MHz	16QAM	18900	50RB#0	VN	NT	-7.42	-0.003947	±2.5	PASS
Band2	10MHz	16QAM	18900	50RB#0	VL	NT	-4.71	-0.002505	±2.5	PASS
Band2	10MHz	16QAM	18900	50RB#0	VH	NT	-4.16	-0.002213	±2.5	PASS
Band2	10MHz	QPSK	19150	50RB#0	VN	NT	4.94	0.002593	±2.5	PASS
Band2	10MHz	QPSK	19150	50RB#0	VL	NT	5.22	0.002740	±2.5	PASS
Band2	10MHz	QPSK	19150	50RB#0	VH	NT	3.85	0.002021	±2.5	PASS
Band2	10MHz	16QAM	19150	50RB#0	VN	NT	-3.69	-0.001937	±2.5	PASS

Band2	10MHz	16QAM	19150	50RB#0	VL	NT	2.56	0.001344	±2.5	PASS
Band2	10MHz	16QAM	19150	50RB#0	VH	NT	3.02	0.001585	±2.5	PASS
Band2	15MHz	QPSK	18675	75RB#0	VN	NT	-4.32	-0.002326	±2.5	PASS
Band2	15MHz	QPSK	18675	75RB#0	VL	NT	-5.35	-0.002880	±2.5	PASS
Band2	15MHz	QPSK	18675	75RB#0	VH	NT	-6.22	-0.003349	±2.5	PASS
Band2	15MHz	16QAM	18675	75RB#0	VN	NT	-4.15	-0.002234	±2.5	PASS
Band2	15MHz	16QAM	18675	75RB#0	VL	NT	-5.05	-0.002719	±2.5	PASS
Band2	15MHz	16QAM	18675	75RB#0	VH	NT	-3.56	-0.001917	±2.5	PASS
Band2	15MHz	QPSK	18900	75RB#0	VN	NT	-6.05	-0.003218	±2.5	PASS
Band2	15MHz	QPSK	18900	75RB#0	VL	NT	-7.18	-0.003819	±2.5	PASS
Band2	15MHz	QPSK	18900	75RB#0	VH	NT	-9.40	-0.005000	±2.5	PASS
Band2	15MHz	16QAM	18900	75RB#0	VN	NT	-7.93	-0.004218	±2.5	PASS
Band2	15MHz	16QAM	18900	75RB#0	VL	NT	-5.32	-0.002830	±2.5	PASS
Band2	15MHz	16QAM	18900	75RB#0	VH	NT	-5.19	-0.002761	±2.5	PASS
Band2	15MHz	QPSK	19125	75RB#0	VN	NT	-4.02	-0.002113	±2.5	PASS
Band2	15MHz	QPSK	19125	75RB#0	VL	NT	2.10	0.001104	±2.5	PASS
Band2	15MHz	QPSK	19125	75RB#0	VH	NT	-5.51	-0.002896	±2.5	PASS
Band2	15MHz	16QAM	19125	75RB#0	VN	NT	-3.63	-0.001908	±2.5	PASS
Band2	15MHz	16QAM	19125	75RB#0	VL	NT	-4.36	-0.002292	±2.5	PASS
Band2	15MHz	16QAM	19125	75RB#0	VH	NT	-3.46	-0.001819	±2.5	PASS
Band2	20MHz	QPSK	18700	100RB#0	VN	NT	7.02	0.003774	±2.5	PASS
Band2	20MHz	QPSK	18700	100RB#0	VL	NT	3.68	0.001978	±2.5	PASS
Band2	20MHz	QPSK	18700	100RB#0	VH	NT	-3.06	-0.001645	±2.5	PASS
Band2	20MHz	16QAM	18700	100RB#0	VN	NT	6.08	0.003269	±2.5	PASS
Band2	20MHz	16QAM	18700	100RB#0	VL	NT	8.05	0.004328	±2.5	PASS
Band2	20MHz	16QAM	18700	100RB#0	VH	NT	6.94	0.003731	±2.5	PASS
Band2	20MHz	QPSK	18900	100RB#0	VN	NT	-4.49	-0.002388	±2.5	PASS
Band2	20MHz	QPSK	18900	100RB#0	VL	NT	-6.31	-0.003356	±2.5	PASS
Band2	20MHz	QPSK	18900	100RB#0	VH	NT	-7.61	-0.004048	±2.5	PASS
Band2	20MHz	16QAM	18900	100RB#0	VN	NT	-5.12	-0.002723	±2.5	PASS
Band2	20MHz	16QAM	18900	100RB#0	VL	NT	-4.35	-0.002314	±2.5	PASS
Band2	20MHz	16QAM	18900	100RB#0	VH	NT	-4.88	-0.002596	±2.5	PASS
Band2	20MHz	QPSK	19100	100RB#0	VN	NT	-5.35	-0.002816	±2.5	PASS
Band2	20MHz	QPSK	19100	100RB#0	VL	NT	-6.97	-0.003668	±2.5	PASS
Band2	20MHz	QPSK	19100	100RB#0	VH	NT	-5.52	-0.002905	±2.5	PASS
Band2	20MHz	16QAM	19100	100RB#0	VN	NT	-4.79	-0.002521	±2.5	PASS
Band2	20MHz	16QAM	19100	100RB#0	VL	NT	-4.96	-0.002611	±2.5	PASS

Band2	20MHz	16QAM	19100	100RB#0	VH	NT	-6.17	-0.003247	±2.5	PASS
-------	-------	-------	-------	---------	----	----	-------	-----------	------	------

Temperature										
Band	Bandwidth	Modulation	Channel	RB Configure	Voltage [Vdc]	Temperature (°C)	Deviation (Hz)	Deviation (ppm)	Limit (ppm)	Verdict
Band2	1.4MHz	QPSK	18607	6RB#0	NV	-30	-16.98	-0.009175	±2.5	PASS
Band2	1.4MHz	QPSK	18607	6RB#0	NV	-20	-13.75	-0.007430	±2.5	PASS
Band2	1.4MHz	QPSK	18607	6RB#0	NV	-10	-11.12	-0.006009	±2.5	PASS
Band2	1.4MHz	QPSK	18607	6RB#0	NV	0	-12.16	-0.006570	±2.5	PASS
Band2	1.4MHz	QPSK	18607	6RB#0	NV	10	-13.05	-0.007051	±2.5	PASS
Band2	1.4MHz	QPSK	18607	6RB#0	NV	20	-9.67	-0.005225	±2.5	PASS
Band2	1.4MHz	QPSK	18607	6RB#0	NV	30	-9.28	-0.005014	±2.5	PASS
Band2	1.4MHz	QPSK	18607	6RB#0	NV	40	-8.18	-0.004420	±2.5	PASS
Band2	1.4MHz	QPSK	18607	6RB#0	NV	50	-8.90	-0.004809	±2.5	PASS
Band2	1.4MHz	16QAM	18607	6RB#0	NV	-30	-8.74	-0.004723	±2.5	PASS
Band2	1.4MHz	16QAM	18607	6RB#0	NV	-20	-7.48	-0.004042	±2.5	PASS
Band2	1.4MHz	16QAM	18607	6RB#0	NV	-10	-5.84	-0.003156	±2.5	PASS
Band2	1.4MHz	16QAM	18607	6RB#0	NV	0	-4.15	-0.002242	±2.5	PASS
Band2	1.4MHz	16QAM	18607	6RB#0	NV	10	-7.55	-0.004080	±2.5	PASS
Band2	1.4MHz	16QAM	18607	6RB#0	NV	20	-4.16	-0.002248	±2.5	PASS
Band2	1.4MHz	16QAM	18607	6RB#0	NV	30	-4.05	-0.002188	±2.5	PASS
Band2	1.4MHz	16QAM	18607	6RB#0	NV	40	-5.05	-0.002729	±2.5	PASS
Band2	1.4MHz	16QAM	18607	6RB#0	NV	50	-4.88	-0.002637	±2.5	PASS
Band2	1.4MHz	QPSK	18900	6RB#0	NV	-30	-21.07	-0.011207	±2.5	PASS
Band2	1.4MHz	QPSK	18900	6RB#0	NV	-20	-19.83	-0.010548	±2.5	PASS
Band2	1.4MHz	QPSK	18900	6RB#0	NV	-10	-18.20	-0.009681	±2.5	PASS
Band2	1.4MHz	QPSK	18900	6RB#0	NV	0	-18.41	-0.009793	±2.5	PASS
Band2	1.4MHz	QPSK	18900	6RB#0	NV	10	-15.91	-0.008463	±2.5	PASS
Band2	1.4MHz	QPSK	18900	6RB#0	NV	20	-12.45	-0.006622	±2.5	PASS
Band2	1.4MHz	QPSK	18900	6RB#0	NV	30	-14.69	-0.007814	±2.5	PASS
Band2	1.4MHz	QPSK	18900	6RB#0	NV	40	-11.40	-0.006064	±2.5	PASS
Band2	1.4MHz	QPSK	18900	6RB#0	NV	50	-13.00	-0.006915	±2.5	PASS
Band2	1.4MHz	16QAM	18900	6RB#0	NV	-30	-7.37	-0.003920	±2.5	PASS
Band2	1.4MHz	16QAM	18900	6RB#0	NV	-20	-10.41	-0.005537	±2.5	PASS
Band2	1.4MHz	16QAM	18900	6RB#0	NV	-10	-8.81	-0.004686	±2.5	PASS
Band2	1.4MHz	16QAM	18900	6RB#0	NV	0	-6.77	-0.003601	±2.5	PASS
Band2	1.4MHz	16QAM	18900	6RB#0	NV	10	-6.27	-0.003335	±2.5	PASS
Band2	1.4MHz	16QAM	18900	6RB#0	NV	20	-6.15	-0.003271	±2.5	PASS

Band2	1.4MHz	16QAM	18900	6RB#0	NV	30	-9.38	-0.004989	±2.5	PASS
Band2	1.4MHz	16QAM	18900	6RB#0	NV	40	-8.41	-0.004473	±2.5	PASS
Band2	1.4MHz	16QAM	18900	6RB#0	NV	50	-5.32	-0.002830	±2.5	PASS
Band2	1.4MHz	QPSK	19193	6RB#0	NV	-30	12.96	0.006788	±2.5	PASS
Band2	1.4MHz	QPSK	19193	6RB#0	NV	-20	11.77	0.006165	±2.5	PASS
Band2	1.4MHz	QPSK	19193	6RB#0	NV	-10	14.79	0.007746	±2.5	PASS
Band2	1.4MHz	QPSK	19193	6RB#0	NV	0	18.08	0.009469	±2.5	PASS
Band2	1.4MHz	QPSK	19193	6RB#0	NV	10	16.62	0.008705	±2.5	PASS
Band2	1.4MHz	QPSK	19193	6RB#0	NV	20	17.32	0.009071	±2.5	PASS
Band2	1.4MHz	QPSK	19193	6RB#0	NV	30	20.10	0.010527	±2.5	PASS
Band2	1.4MHz	QPSK	19193	6RB#0	NV	40	20.28	0.010622	±2.5	PASS
Band2	1.4MHz	QPSK	19193	6RB#0	NV	50	20.83	0.010910	±2.5	PASS
Band2	1.4MHz	16QAM	19193	6RB#0	NV	-30	16.87	0.008836	±2.5	PASS
Band2	1.4MHz	16QAM	19193	6RB#0	NV	-20	15.76	0.008254	±2.5	PASS
Band2	1.4MHz	16QAM	19193	6RB#0	NV	-10	14.52	0.007605	±2.5	PASS
Band2	1.4MHz	16QAM	19193	6RB#0	NV	0	13.35	0.006992	±2.5	PASS
Band2	1.4MHz	16QAM	19193	6RB#0	NV	10	13.36	0.006997	±2.5	PASS
Band2	1.4MHz	16QAM	19193	6RB#0	NV	20	12.86	0.006735	±2.5	PASS
Band2	1.4MHz	16QAM	19193	6RB#0	NV	30	9.58	0.005018	±2.5	PASS
Band2	1.4MHz	16QAM	19193	6RB#0	NV	40	10.06	0.005269	±2.5	PASS
Band2	1.4MHz	16QAM	19193	6RB#0	NV	50	6.98	0.003656	±2.5	PASS
Band2	3MHz	QPSK	18615	15RB#0	NV	-30	4.58	0.002474	±2.5	PASS
Band2	3MHz	QPSK	18615	15RB#0	NV	-20	-5.65	-0.003052	±2.5	PASS
Band2	3MHz	QPSK	18615	15RB#0	NV	-10	-5.09	-0.002749	±2.5	PASS
Band2	3MHz	QPSK	18615	15RB#0	NV	0	3.03	0.001637	±2.5	PASS
Band2	3MHz	QPSK	18615	15RB#0	NV	10	3.19	0.001723	±2.5	PASS
Band2	3MHz	QPSK	18615	15RB#0	NV	20	4.26	0.002301	±2.5	PASS
Band2	3MHz	QPSK	18615	15RB#0	NV	30	3.71	0.002004	±2.5	PASS
Band2	3MHz	QPSK	18615	15RB#0	NV	40	3.30	0.001782	±2.5	PASS
Band2	3MHz	QPSK	18615	15RB#0	NV	50	-2.93	-0.001583	±2.5	PASS
Band2	3MHz	16QAM	18615	15RB#0	NV	-30	-2.30	-0.001242	±2.5	PASS
Band2	3MHz	16QAM	18615	15RB#0	NV	-20	-3.82	-0.002063	±2.5	PASS
Band2	3MHz	16QAM	18615	15RB#0	NV	-10	3.66	0.001977	±2.5	PASS
Band2	3MHz	16QAM	18615	15RB#0	NV	0	3.76	0.002031	±2.5	PASS
Band2	3MHz	16QAM	18615	15RB#0	NV	10	3.83	0.002069	±2.5	PASS
Band2	3MHz	16QAM	18615	15RB#0	NV	20	3.88	0.002096	±2.5	PASS
Band2	3MHz	16QAM	18615	15RB#0	NV	30	4.71	0.002544	±2.5	PASS

Band2	3MHz	16QAM	18615	15RB#0	NV	40	-3.26	-0.001761	±2.5	PASS
Band2	3MHz	16QAM	18615	15RB#0	NV	50	1.95	0.001053	±2.5	PASS
Band2	3MHz	QPSK	18900	15RB#0	NV	-30	7.05	0.003750	±2.5	PASS
Band2	3MHz	QPSK	18900	15RB#0	NV	-20	3.19	0.001697	±2.5	PASS
Band2	3MHz	QPSK	18900	15RB#0	NV	-10	-2.45	-0.001303	±2.5	PASS
Band2	3MHz	QPSK	18900	15RB#0	NV	0	-4.61	-0.002452	±2.5	PASS
Band2	3MHz	QPSK	18900	15RB#0	NV	10	4.81	0.002559	±2.5	PASS
Band2	3MHz	QPSK	18900	15RB#0	NV	20	-1.95	-0.001037	±2.5	PASS
Band2	3MHz	QPSK	18900	15RB#0	NV	30	4.81	0.002559	±2.5	PASS
Band2	3MHz	QPSK	18900	15RB#0	NV	40	4.32	0.002298	±2.5	PASS
Band2	3MHz	QPSK	18900	15RB#0	NV	50	-2.17	-0.001154	±2.5	PASS
Band2	3MHz	16QAM	18900	15RB#0	NV	-30	-1.63	-0.000867	±2.5	PASS
Band2	3MHz	16QAM	18900	15RB#0	NV	-20	-4.46	-0.002372	±2.5	PASS
Band2	3MHz	16QAM	18900	15RB#0	NV	-10	-2.95	-0.001569	±2.5	PASS
Band2	3MHz	16QAM	18900	15RB#0	NV	0	-3.48	-0.001851	±2.5	PASS
Band2	3MHz	16QAM	18900	15RB#0	NV	10	3.25	0.001729	±2.5	PASS
Band2	3MHz	16QAM	18900	15RB#0	NV	20	-3.35	-0.001782	±2.5	PASS
Band2	3MHz	16QAM	18900	15RB#0	NV	30	3.50	0.001862	±2.5	PASS
Band2	3MHz	16QAM	18900	15RB#0	NV	40	5.62	0.002989	±2.5	PASS
Band2	3MHz	16QAM	18900	15RB#0	NV	50	-3.42	-0.001819	±2.5	PASS
Band2	3MHz	QPSK	19185	15RB#0	NV	-30	4.16	0.002180	±2.5	PASS
Band2	3MHz	QPSK	19185	15RB#0	NV	-20	6.52	0.003416	±2.5	PASS
Band2	3MHz	QPSK	19185	15RB#0	NV	-10	3.69	0.001933	±2.5	PASS
Band2	3MHz	QPSK	19185	15RB#0	NV	0	3.82	0.002002	±2.5	PASS
Band2	3MHz	QPSK	19185	15RB#0	NV	10	5.02	0.002630	±2.5	PASS
Band2	3MHz	QPSK	19185	15RB#0	NV	20	6.08	0.003186	±2.5	PASS
Band2	3MHz	QPSK	19185	15RB#0	NV	30	7.37	0.003862	±2.5	PASS
Band2	3MHz	QPSK	19185	15RB#0	NV	40	7.01	0.003673	±2.5	PASS
Band2	3MHz	QPSK	19185	15RB#0	NV	50	5.35	0.002803	±2.5	PASS
Band2	3MHz	16QAM	19185	15RB#0	NV	-30	6.98	0.003657	±2.5	PASS
Band2	3MHz	16QAM	19185	15RB#0	NV	-20	4.56	0.002389	±2.5	PASS
Band2	3MHz	16QAM	19185	15RB#0	NV	-10	5.98	0.003133	±2.5	PASS
Band2	3MHz	16QAM	19185	15RB#0	NV	0	6.64	0.003479	±2.5	PASS
Band2	3MHz	16QAM	19185	15RB#0	NV	10	6.91	0.003621	±2.5	PASS
Band2	3MHz	16QAM	19185	15RB#0	NV	20	4.36	0.002285	±2.5	PASS
Band2	3MHz	16QAM	19185	15RB#0	NV	30	5.78	0.003029	±2.5	PASS
Band2	3MHz	16QAM	19185	15RB#0	NV	40	6.67	0.003495	±2.5	PASS

Band2	3MHz	16QAM	19185	15RB#0	NV	50	5.22	0.002735	±2.5	PASS
Band2	5MHz	QPSK	18625	25RB#0	NV	-30	6.37	0.003439	±2.5	PASS
Band2	5MHz	QPSK	18625	25RB#0	NV	-20	-4.86	-0.002623	±2.5	PASS
Band2	5MHz	QPSK	18625	25RB#0	NV	-10	-1.85	-0.000999	±2.5	PASS
Band2	5MHz	QPSK	18625	25RB#0	NV	0	-6.51	-0.003514	±2.5	PASS
Band2	5MHz	QPSK	18625	25RB#0	NV	10	-3.28	-0.001771	±2.5	PASS
Band2	5MHz	QPSK	18625	25RB#0	NV	20	-6.57	-0.003547	±2.5	PASS
Band2	5MHz	QPSK	18625	25RB#0	NV	30	2.40	0.001296	±2.5	PASS
Band2	5MHz	QPSK	18625	25RB#0	NV	40	-3.66	-0.001976	±2.5	PASS
Band2	5MHz	QPSK	18625	25RB#0	NV	50	-2.95	-0.001592	±2.5	PASS
Band2	5MHz	16QAM	18625	25RB#0	NV	-30	3.66	0.001976	±2.5	PASS
Band2	5MHz	16QAM	18625	25RB#0	NV	-20	-3.30	-0.001781	±2.5	PASS
Band2	5MHz	16QAM	18625	25RB#0	NV	-10	6.15	0.003320	±2.5	PASS
Band2	5MHz	16QAM	18625	25RB#0	NV	0	3.60	0.001943	±2.5	PASS
Band2	5MHz	16QAM	18625	25RB#0	NV	10	3.12	0.001684	±2.5	PASS
Band2	5MHz	16QAM	18625	25RB#0	NV	20	-3.40	-0.001835	±2.5	PASS
Band2	5MHz	16QAM	18625	25RB#0	NV	30	5.26	0.002839	±2.5	PASS
Band2	5MHz	16QAM	18625	25RB#0	NV	40	5.95	0.003212	±2.5	PASS
Band2	5MHz	16QAM	18625	25RB#0	NV	50	-2.85	-0.001538	±2.5	PASS
Band2	5MHz	QPSK	18900	25RB#0	NV	-30	-7.31	-0.003888	±2.5	PASS
Band2	5MHz	QPSK	18900	25RB#0	NV	-20	-4.46	-0.002372	±2.5	PASS
Band2	5MHz	QPSK	18900	25RB#0	NV	-10	-7.54	-0.004011	±2.5	PASS
Band2	5MHz	QPSK	18900	25RB#0	NV	0	-5.41	-0.002878	±2.5	PASS
Band2	5MHz	QPSK	18900	25RB#0	NV	10	-5.15	-0.002739	±2.5	PASS
Band2	5MHz	QPSK	18900	25RB#0	NV	20	-5.04	-0.002681	±2.5	PASS
Band2	5MHz	QPSK	18900	25RB#0	NV	30	-5.55	-0.002952	±2.5	PASS
Band2	5MHz	QPSK	18900	25RB#0	NV	40	-5.82	-0.003096	±2.5	PASS
Band2	5MHz	QPSK	18900	25RB#0	NV	50	-4.49	-0.002388	±2.5	PASS
Band2	5MHz	16QAM	18900	25RB#0	NV	-30	-6.35	-0.003378	±2.5	PASS
Band2	5MHz	16QAM	18900	25RB#0	NV	-20	3.29	0.001750	±2.5	PASS
Band2	5MHz	16QAM	18900	25RB#0	NV	-10	-7.98	-0.004245	±2.5	PASS
Band2	5MHz	16QAM	18900	25RB#0	NV	0	-4.63	-0.002463	±2.5	PASS
Band2	5MHz	16QAM	18900	25RB#0	NV	10	-4.78	-0.002543	±2.5	PASS
Band2	5MHz	16QAM	18900	25RB#0	NV	20	-5.11	-0.002718	±2.5	PASS
Band2	5MHz	16QAM	18900	25RB#0	NV	30	3.88	0.002064	±2.5	PASS
Band2	5MHz	16QAM	18900	25RB#0	NV	40	-4.42	-0.002351	±2.5	PASS
Band2	5MHz	16QAM	18900	25RB#0	NV	50	-5.58	-0.002968	±2.5	PASS

Band2	5MHz	QPSK	19175	25RB#0	NV	-30	-3.09	-0.001620	±2.5	PASS
Band2	5MHz	QPSK	19175	25RB#0	NV	-20	6.14	0.003219	±2.5	PASS
Band2	5MHz	QPSK	19175	25RB#0	NV	-10	2.46	0.001290	±2.5	PASS
Band2	5MHz	QPSK	19175	25RB#0	NV	0	-3.50	-0.001835	±2.5	PASS
Band2	5MHz	QPSK	19175	25RB#0	NV	10	3.10	0.001625	±2.5	PASS
Band2	5MHz	QPSK	19175	25RB#0	NV	20	4.35	0.002280	±2.5	PASS
Band2	5MHz	QPSK	19175	25RB#0	NV	30	3.40	0.001782	±2.5	PASS
Band2	5MHz	QPSK	19175	25RB#0	NV	40	-2.69	-0.001410	±2.5	PASS
Band2	5MHz	QPSK	19175	25RB#0	NV	50	2.37	0.001242	±2.5	PASS
Band2	5MHz	16QAM	19175	25RB#0	NV	-30	2.95	0.001547	±2.5	PASS
Band2	5MHz	16QAM	19175	25RB#0	NV	-20	2.86	0.001499	±2.5	PASS
Band2	5MHz	16QAM	19175	25RB#0	NV	-10	-3.18	-0.001667	±2.5	PASS
Band2	5MHz	16QAM	19175	25RB#0	NV	0	-2.90	-0.001520	±2.5	PASS
Band2	5MHz	16QAM	19175	25RB#0	NV	10	3.43	0.001798	±2.5	PASS
Band2	5MHz	16QAM	19175	25RB#0	NV	20	-3.25	-0.001704	±2.5	PASS
Band2	5MHz	16QAM	19175	25RB#0	NV	30	-2.66	-0.001394	±2.5	PASS
Band2	5MHz	16QAM	19175	25RB#0	NV	40	-3.88	-0.002034	±2.5	PASS
Band2	5MHz	16QAM	19175	25RB#0	NV	50	-2.79	-0.001463	±2.5	PASS
Band2	10MHz	QPSK	18650	50RB#0	NV	-30	-5.94	-0.003202	±2.5	PASS
Band2	10MHz	QPSK	18650	50RB#0	NV	-20	-4.59	-0.002474	±2.5	PASS
Band2	10MHz	QPSK	18650	50RB#0	NV	-10	-5.78	-0.003116	±2.5	PASS
Band2	10MHz	QPSK	18650	50RB#0	NV	0	-6.91	-0.003725	±2.5	PASS
Band2	10MHz	QPSK	18650	50RB#0	NV	10	4.69	0.002528	±2.5	PASS
Band2	10MHz	QPSK	18650	50RB#0	NV	20	-4.52	-0.002437	±2.5	PASS
Band2	10MHz	QPSK	18650	50RB#0	NV	30	-5.35	-0.002884	±2.5	PASS
Band2	10MHz	QPSK	18650	50RB#0	NV	40	-4.95	-0.002668	±2.5	PASS
Band2	10MHz	QPSK	18650	50RB#0	NV	50	-6.97	-0.003757	±2.5	PASS
Band2	10MHz	16QAM	18650	50RB#0	NV	-30	-4.73	-0.002550	±2.5	PASS
Band2	10MHz	16QAM	18650	50RB#0	NV	-20	-5.52	-0.002976	±2.5	PASS
Band2	10MHz	16QAM	18650	50RB#0	NV	-10	-7.57	-0.004081	±2.5	PASS
Band2	10MHz	16QAM	18650	50RB#0	NV	0	-4.59	-0.002474	±2.5	PASS
Band2	10MHz	16QAM	18650	50RB#0	NV	10	-5.25	-0.002830	±2.5	PASS
Band2	10MHz	16QAM	18650	50RB#0	NV	20	-7.47	-0.004027	±2.5	PASS
Band2	10MHz	16QAM	18650	50RB#0	NV	30	-4.59	-0.002474	±2.5	PASS
Band2	10MHz	16QAM	18650	50RB#0	NV	40	-6.61	-0.003563	±2.5	PASS
Band2	10MHz	16QAM	18650	50RB#0	NV	50	-3.22	-0.001736	±2.5	PASS
Band2	10MHz	QPSK	18900	50RB#0	NV	-30	-3.79	-0.002016	±2.5	PASS

Band2	10MHz	QPSK	18900	50RB#0	NV	-20	-4.49	-0.002388	±2.5	PASS
Band2	10MHz	QPSK	18900	50RB#0	NV	-10	-4.22	-0.002245	±2.5	PASS
Band2	10MHz	QPSK	18900	50RB#0	NV	0	-5.48	-0.002915	±2.5	PASS
Band2	10MHz	QPSK	18900	50RB#0	NV	10	-4.91	-0.002612	±2.5	PASS
Band2	10MHz	QPSK	18900	50RB#0	NV	20	2.06	0.001096	±2.5	PASS
Band2	10MHz	QPSK	18900	50RB#0	NV	30	-5.54	-0.002947	±2.5	PASS
Band2	10MHz	QPSK	18900	50RB#0	NV	40	-3.02	-0.001606	±2.5	PASS
Band2	10MHz	QPSK	18900	50RB#0	NV	50	-4.43	-0.002356	±2.5	PASS
Band2	10MHz	16QAM	18900	50RB#0	NV	-30	-3.10	-0.001649	±2.5	PASS
Band2	10MHz	16QAM	18900	50RB#0	NV	-20	-5.68	-0.003021	±2.5	PASS
Band2	10MHz	16QAM	18900	50RB#0	NV	-10	-5.92	-0.003149	±2.5	PASS
Band2	10MHz	16QAM	18900	50RB#0	NV	0	-6.22	-0.003309	±2.5	PASS
Band2	10MHz	16QAM	18900	50RB#0	NV	10	-6.07	-0.003229	±2.5	PASS
Band2	10MHz	16QAM	18900	50RB#0	NV	20	-3.33	-0.001771	±2.5	PASS
Band2	10MHz	16QAM	18900	50RB#0	NV	30	-4.96	-0.002638	±2.5	PASS
Band2	10MHz	16QAM	18900	50RB#0	NV	40	-5.81	-0.003090	±2.5	PASS
Band2	10MHz	16QAM	18900	50RB#0	NV	50	-4.96	-0.002638	±2.5	PASS
Band2	10MHz	QPSK	19150	50RB#0	NV	-30	1.83	0.000961	±2.5	PASS
Band2	10MHz	QPSK	19150	50RB#0	NV	-20	6.34	0.003328	±2.5	PASS
Band2	10MHz	QPSK	19150	50RB#0	NV	-10	7.47	0.003921	±2.5	PASS
Band2	10MHz	QPSK	19150	50RB#0	NV	0	5.48	0.002877	±2.5	PASS
Band2	10MHz	QPSK	19150	50RB#0	NV	10	3.88	0.002037	±2.5	PASS
Band2	10MHz	QPSK	19150	50RB#0	NV	20	3.75	0.001969	±2.5	PASS
Band2	10MHz	QPSK	19150	50RB#0	NV	30	5.36	0.002814	±2.5	PASS
Band2	10MHz	QPSK	19150	50RB#0	NV	40	5.02	0.002635	±2.5	PASS
Band2	10MHz	QPSK	19150	50RB#0	NV	50	4.99	0.002619	±2.5	PASS
Band2	10MHz	16QAM	19150	50RB#0	NV	-30	5.29	0.002777	±2.5	PASS
Band2	10MHz	16QAM	19150	50RB#0	NV	-20	2.35	0.001234	±2.5	PASS
Band2	10MHz	16QAM	19150	50RB#0	NV	-10	3.59	0.001885	±2.5	PASS
Band2	10MHz	16QAM	19150	50RB#0	NV	0	2.70	0.001417	±2.5	PASS
Band2	10MHz	16QAM	19150	50RB#0	NV	10	5.31	0.002787	±2.5	PASS
Band2	10MHz	16QAM	19150	50RB#0	NV	20	6.22	0.003265	±2.5	PASS
Band2	10MHz	16QAM	19150	50RB#0	NV	30	6.87	0.003606	±2.5	PASS
Band2	10MHz	16QAM	19150	50RB#0	NV	40	6.69	0.003512	±2.5	PASS
Band2	10MHz	16QAM	19150	50RB#0	NV	50	5.99	0.003144	±2.5	PASS
Band2	15MHz	QPSK	18675	75RB#0	NV	-30	-6.95	-0.003742	±2.5	PASS
Band2	15MHz	QPSK	18675	75RB#0	NV	-20	-9.24	-0.004974	±2.5	PASS

Band2	15MHz	QPSK	18675	75RB#0	NV	-10	-4.68	-0.002520	±2.5	PASS
Band2	15MHz	QPSK	18675	75RB#0	NV	0	-5.54	-0.002983	±2.5	PASS
Band2	15MHz	QPSK	18675	75RB#0	NV	10	-6.44	-0.003467	±2.5	PASS
Band2	15MHz	QPSK	18675	75RB#0	NV	20	-5.45	-0.002934	±2.5	PASS
Band2	15MHz	QPSK	18675	75RB#0	NV	30	-3.68	-0.001981	±2.5	PASS
Band2	15MHz	QPSK	18675	75RB#0	NV	40	-3.91	-0.002105	±2.5	PASS
Band2	15MHz	QPSK	18675	75RB#0	NV	50	-4.96	-0.002670	±2.5	PASS
Band2	15MHz	16QAM	18675	75RB#0	NV	-30	-6.15	-0.003311	±2.5	PASS
Band2	15MHz	16QAM	18675	75RB#0	NV	-20	-6.17	-0.003322	±2.5	PASS
Band2	15MHz	16QAM	18675	75RB#0	NV	-10	-7.01	-0.003774	±2.5	PASS
Band2	15MHz	16QAM	18675	75RB#0	NV	0	-5.44	-0.002929	±2.5	PASS
Band2	15MHz	16QAM	18675	75RB#0	NV	10	-5.87	-0.003160	±2.5	PASS
Band2	15MHz	16QAM	18675	75RB#0	NV	20	-5.34	-0.002875	±2.5	PASS
Band2	15MHz	16QAM	18675	75RB#0	NV	30	-5.39	-0.002902	±2.5	PASS
Band2	15MHz	16QAM	18675	75RB#0	NV	40	-5.04	-0.002713	±2.5	PASS
Band2	15MHz	16QAM	18675	75RB#0	NV	50	-3.81	-0.002051	±2.5	PASS
Band2	15MHz	QPSK	18900	75RB#0	NV	-30	-5.45	-0.002899	±2.5	PASS
Band2	15MHz	QPSK	18900	75RB#0	NV	-20	-6.48	-0.003447	±2.5	PASS
Band2	15MHz	QPSK	18900	75RB#0	NV	-10	-3.52	-0.001872	±2.5	PASS
Band2	15MHz	QPSK	18900	75RB#0	NV	0	-6.65	-0.003537	±2.5	PASS
Band2	15MHz	QPSK	18900	75RB#0	NV	10	-9.68	-0.005149	±2.5	PASS
Band2	15MHz	QPSK	18900	75RB#0	NV	20	-6.75	-0.003590	±2.5	PASS
Band2	15MHz	QPSK	18900	75RB#0	NV	30	-3.72	-0.001979	±2.5	PASS
Band2	15MHz	QPSK	18900	75RB#0	NV	40	-6.38	-0.003394	±2.5	PASS
Band2	15MHz	QPSK	18900	75RB#0	NV	50	-7.97	-0.004239	±2.5	PASS
Band2	15MHz	16QAM	18900	75RB#0	NV	-30	-6.79	-0.003612	±2.5	PASS
Band2	15MHz	16QAM	18900	75RB#0	NV	-20	-6.19	-0.003293	±2.5	PASS
Band2	15MHz	16QAM	18900	75RB#0	NV	-10	-4.33	-0.002303	±2.5	PASS
Band2	15MHz	16QAM	18900	75RB#0	NV	0	-6.05	-0.003218	±2.5	PASS
Band2	15MHz	16QAM	18900	75RB#0	NV	10	-6.94	-0.003691	±2.5	PASS
Band2	15MHz	16QAM	18900	75RB#0	NV	20	-8.25	-0.004388	±2.5	PASS
Band2	15MHz	16QAM	18900	75RB#0	NV	30	-4.69	-0.002495	±2.5	PASS
Band2	15MHz	16QAM	18900	75RB#0	NV	40	-3.85	-0.002048	±2.5	PASS
Band2	15MHz	16QAM	18900	75RB#0	NV	50	-7.54	-0.004011	±2.5	PASS
Band2	15MHz	QPSK	19125	75RB#0	NV	-30	-3.79	-0.001992	±2.5	PASS
Band2	15MHz	QPSK	19125	75RB#0	NV	-20	-4.28	-0.002250	±2.5	PASS
Band2	15MHz	QPSK	19125	75RB#0	NV	-10	-2.88	-0.001514	±2.5	PASS

Band2	15MHz	QPSK	19125	75RB#0	NV	0	-4.09	-0.002150	±2.5	PASS
Band2	15MHz	QPSK	19125	75RB#0	NV	10	-3.56	-0.001871	±2.5	PASS
Band2	15MHz	QPSK	19125	75RB#0	NV	20	-7.01	-0.003685	±2.5	PASS
Band2	15MHz	QPSK	19125	75RB#0	NV	30	-4.91	-0.002581	±2.5	PASS
Band2	15MHz	QPSK	19125	75RB#0	NV	40	-3.28	-0.001724	±2.5	PASS
Band2	15MHz	QPSK	19125	75RB#0	NV	50	-4.81	-0.002528	±2.5	PASS
Band2	15MHz	16QAM	19125	75RB#0	NV	-30	-8.23	-0.004326	±2.5	PASS
Band2	15MHz	16QAM	19125	75RB#0	NV	-20	-6.31	-0.003317	±2.5	PASS
Band2	15MHz	16QAM	19125	75RB#0	NV	-10	-4.68	-0.002460	±2.5	PASS
Band2	15MHz	16QAM	19125	75RB#0	NV	0	8.28	0.004352	±2.5	PASS
Band2	15MHz	16QAM	19125	75RB#0	NV	10	-3.95	-0.002076	±2.5	PASS
Band2	15MHz	16QAM	19125	75RB#0	NV	20	-6.44	-0.003385	±2.5	PASS
Band2	15MHz	16QAM	19125	75RB#0	NV	30	-7.01	-0.003685	±2.5	PASS
Band2	15MHz	16QAM	19125	75RB#0	NV	40	-3.26	-0.001714	±2.5	PASS
Band2	15MHz	16QAM	19125	75RB#0	NV	50	-5.04	-0.002649	±2.5	PASS
Band2	20MHz	QPSK	18700	100RB#0	NV	-30	5.75	0.003091	±2.5	PASS
Band2	20MHz	QPSK	18700	100RB#0	NV	-20	5.22	0.002806	±2.5	PASS
Band2	20MHz	QPSK	18700	100RB#0	NV	-10	-2.32	-0.001247	±2.5	PASS
Band2	20MHz	QPSK	18700	100RB#0	NV	0	6.14	0.003301	±2.5	PASS
Band2	20MHz	QPSK	18700	100RB#0	NV	10	2.79	0.001500	±2.5	PASS
Band2	20MHz	QPSK	18700	100RB#0	NV	20	3.98	0.002140	±2.5	PASS
Band2	20MHz	QPSK	18700	100RB#0	NV	30	4.79	0.002575	±2.5	PASS
Band2	20MHz	QPSK	18700	100RB#0	NV	40	-3.16	-0.001699	±2.5	PASS
Band2	20MHz	QPSK	18700	100RB#0	NV	50	2.29	0.001231	±2.5	PASS
Band2	20MHz	16QAM	18700	100RB#0	NV	-30	6.98	0.003753	±2.5	PASS
Band2	20MHz	16QAM	18700	100RB#0	NV	-20	3.23	0.001737	±2.5	PASS
Band2	20MHz	16QAM	18700	100RB#0	NV	-10	-4.66	-0.002505	±2.5	PASS
Band2	20MHz	16QAM	18700	100RB#0	NV	0	8.77	0.004715	±2.5	PASS
Band2	20MHz	16QAM	18700	100RB#0	NV	10	9.73	0.005231	±2.5	PASS
Band2	20MHz	16QAM	18700	100RB#0	NV	20	7.40	0.003978	±2.5	PASS
Band2	20MHz	16QAM	18700	100RB#0	NV	30	7.41	0.003984	±2.5	PASS
Band2	20MHz	16QAM	18700	100RB#0	NV	40	5.22	0.002806	±2.5	PASS
Band2	20MHz	16QAM	18700	100RB#0	NV	50	7.42	0.003989	±2.5	PASS
Band2	20MHz	QPSK	18900	100RB#0	NV	-30	-5.51	-0.002931	±2.5	PASS
Band2	20MHz	QPSK	18900	100RB#0	NV	-20	-4.81	-0.002559	±2.5	PASS
Band2	20MHz	QPSK	18900	100RB#0	NV	-10	-7.18	-0.003819	±2.5	PASS
Band2	20MHz	QPSK	18900	100RB#0	NV	0	-7.04	-0.003745	±2.5	PASS

Band2	20MHz	QPSK	18900	100RB#0	NV	10	-5.79	-0.003080	±2.5	PASS
Band2	20MHz	QPSK	18900	100RB#0	NV	20	-7.44	-0.003957	±2.5	PASS
Band2	20MHz	QPSK	18900	100RB#0	NV	30	-3.75	-0.001995	±2.5	PASS
Band2	20MHz	QPSK	18900	100RB#0	NV	40	-5.38	-0.002862	±2.5	PASS
Band2	20MHz	QPSK	18900	100RB#0	NV	50	-4.53	-0.002410	±2.5	PASS
Band2	20MHz	16QAM	18900	100RB#0	NV	-30	-4.49	-0.002388	±2.5	PASS
Band2	20MHz	16QAM	18900	100RB#0	NV	-20	-5.15	-0.002739	±2.5	PASS
Band2	20MHz	16QAM	18900	100RB#0	NV	-10	-7.64	-0.004064	±2.5	PASS
Band2	20MHz	16QAM	18900	100RB#0	NV	0	-2.56	-0.001362	±2.5	PASS
Band2	20MHz	16QAM	18900	100RB#0	NV	10	-4.79	-0.002548	±2.5	PASS
Band2	20MHz	16QAM	18900	100RB#0	NV	20	-6.84	-0.003638	±2.5	PASS
Band2	20MHz	16QAM	18900	100RB#0	NV	30	-5.74	-0.003053	±2.5	PASS
Band2	20MHz	16QAM	18900	100RB#0	NV	40	-5.34	-0.002840	±2.5	PASS
Band2	20MHz	16QAM	18900	100RB#0	NV	50	-5.12	-0.002723	±2.5	PASS
Band2	20MHz	QPSK	19100	100RB#0	NV	-30	-4.03	-0.002121	±2.5	PASS
Band2	20MHz	QPSK	19100	100RB#0	NV	-20	-6.65	-0.003500	±2.5	PASS
Band2	20MHz	QPSK	19100	100RB#0	NV	-10	-7.48	-0.003937	±2.5	PASS
Band2	20MHz	QPSK	19100	100RB#0	NV	0	-6.35	-0.003342	±2.5	PASS
Band2	20MHz	QPSK	19100	100RB#0	NV	10	-5.31	-0.002795	±2.5	PASS
Band2	20MHz	QPSK	19100	100RB#0	NV	20	4.86	0.002558	±2.5	PASS
Band2	20MHz	QPSK	19100	100RB#0	NV	30	-5.41	-0.002847	±2.5	PASS
Band2	20MHz	QPSK	19100	100RB#0	NV	40	-4.75	-0.002500	±2.5	PASS
Band2	20MHz	QPSK	19100	100RB#0	NV	50	-8.04	-0.004232	±2.5	PASS
Band2	20MHz	16QAM	19100	100RB#0	NV	-30	-3.48	-0.001832	±2.5	PASS
Band2	20MHz	16QAM	19100	100RB#0	NV	-20	-2.85	-0.001500	±2.5	PASS
Band2	20MHz	16QAM	19100	100RB#0	NV	-10	-3.28	-0.001726	±2.5	PASS
Band2	20MHz	16QAM	19100	100RB#0	NV	0	-3.59	-0.001889	±2.5	PASS
Band2	20MHz	16QAM	19100	100RB#0	NV	10	-3.65	-0.001921	±2.5	PASS
Band2	20MHz	16QAM	19100	100RB#0	NV	20	3.08	0.001621	±2.5	PASS
Band2	20MHz	16QAM	19100	100RB#0	NV	30	-4.52	-0.002379	±2.5	PASS
Band2	20MHz	16QAM	19100	100RB#0	NV	40	-3.49	-0.001837	±2.5	PASS
Band2	20MHz	16QAM	19100	100RB#0	NV	50	-6.12	-0.003221	±2.5	PASS

Note:

1. Normal Voltage = 3.7V; Low voltage = 3.33V; High Voltage =4.07V
2. All modes of EUT have been tested; only the data of worst case mode is reported.

5 Test Setup Photo

Reference to the **appendix I** for details.

6 EUT Constructional Details

Reference to the **appendix II** for details.

---END---