



深圳市安特通讯科技有限公司

Shenzhen ANT Communication Technology Co., LTD.

## Product specification sheet

customer	虎一	project	WT08
Customer part number		Part number	ANT652401IB58-01
version	V1.0	describe	WIFI/BT antenna
RF		ME	LIZHIEN
technical manager		date	2024/2/22

customer confirmation	
Does the assembly meet your company's requirements: <input type="checkbox"/> OK <input type="checkbox"/> NG	

## 2. Product specifications and technical parameters:

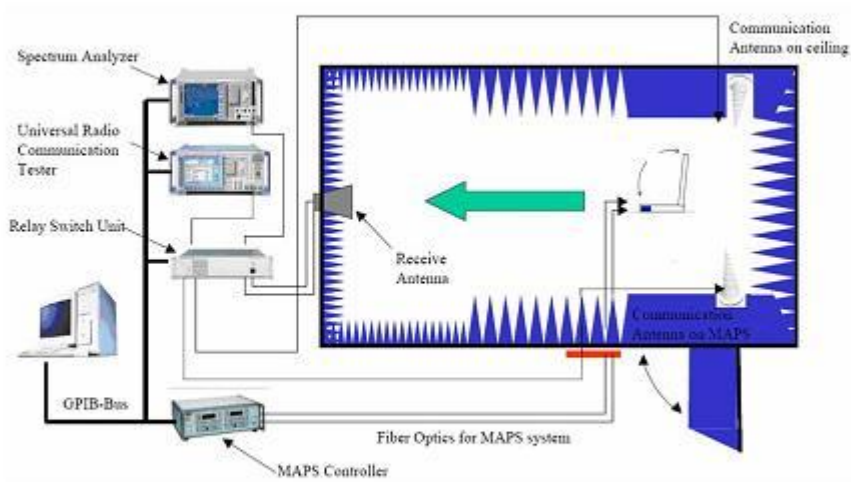
Electrical performance parameters	
Frequency range	2400–2500MHZ
Impedance	50 $\Omega$
standing-wave ratio	$\leq 2.5$
Maximum gain	2.8dBi
efficiency	$> 25\%$
Polarization mode	perpendicular
Radiation direction	Omnidirectional
mechanical parameters	
Antenna size	20.7*15.05MM
Coaxial line type	$\phi 1.13$
Joint type	Second generation terminals
Salt spray test	24H
Environmental parameters	
operation temperature	-45°C---+85°C

### 3. Test equipment

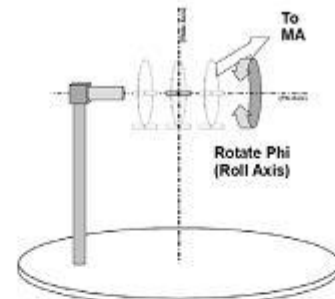
3.1. Agilent E5071C

3.2. CMW500 Agilent 8960

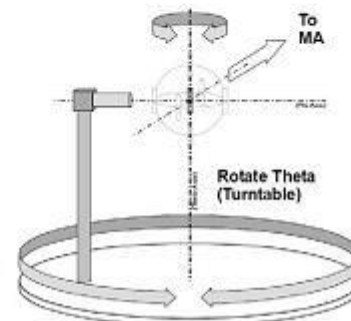
3.3. SATIMO-16 XH-24



**(Testing by 3D anechoic chamber)**



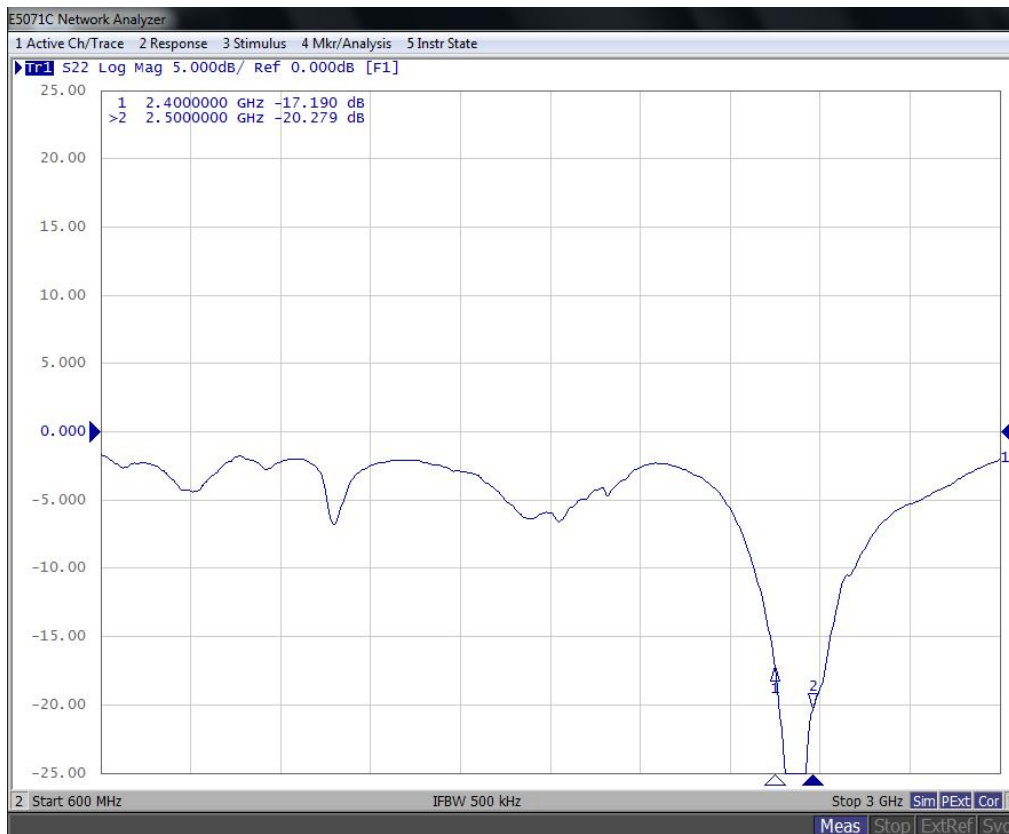
**Phi axis test**



**Theta axis test**

## 4. Antenna testing parameters

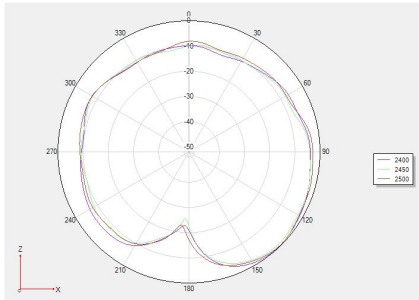
S11



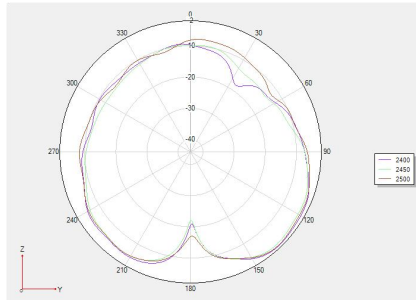
Passive Test			
Frequency/Mhz	Efficiency/dB	Efficiency/%	MaxGain/dBi
2400	-3.9	40.1	1.8
2410	-3.9	40	2.1
2420	-3.9	40.3	2.3
2430	-3.8	40.8	2.6
2440	-3.8	41.3	2.8
2450	-3.8	40.8	2.8
2460	-3.9	40.1	2.5
2470	-3.8	41.3	2.2
2480	-3.9	40.7	1.8
2490	-3.9	40.1	1.7
2500	-4.1	38.1	1.6

## 2D-Etotal (2400/2450/2500Mhz)

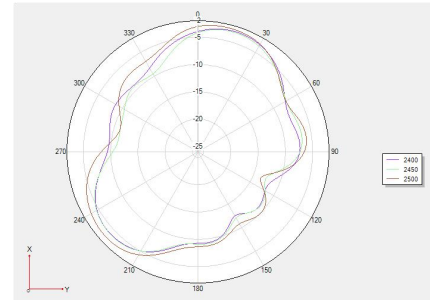
### Phi 0 2D



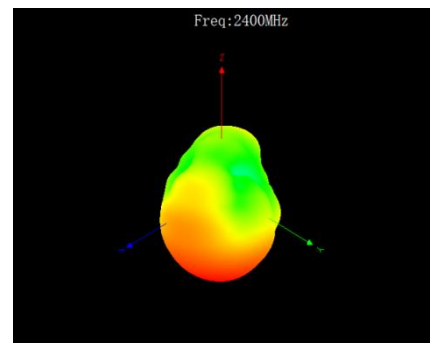
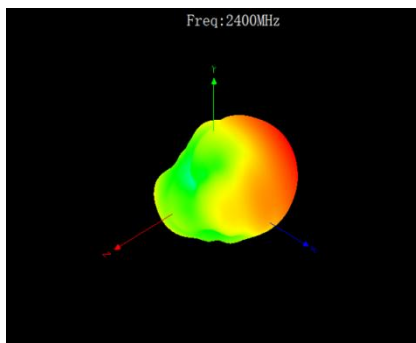
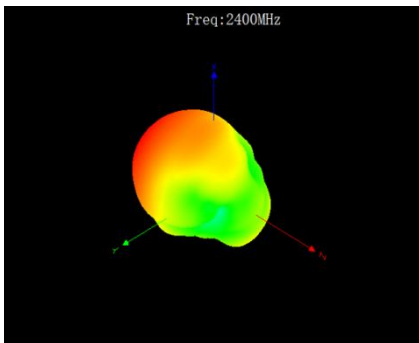
### Phi 90 2D



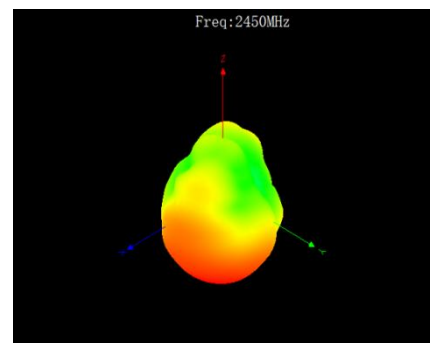
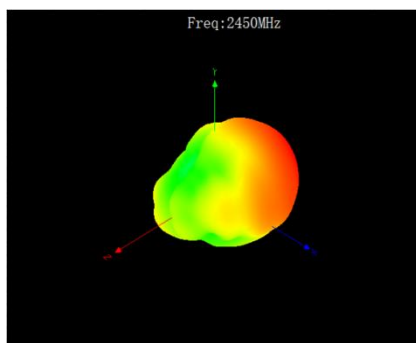
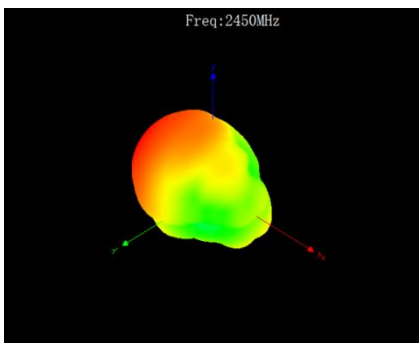
### Theta 90 2D



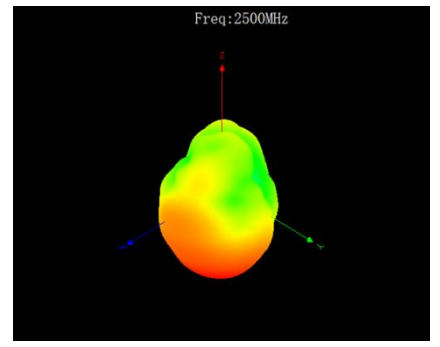
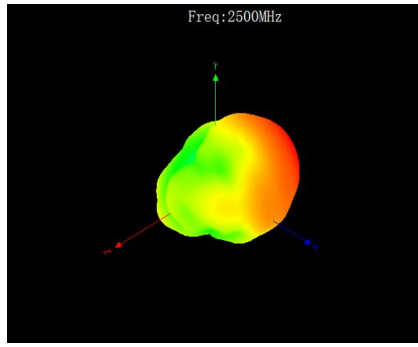
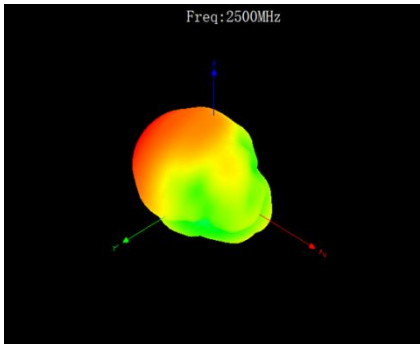
## 3D-Etotal (2400Mhz)



## 3D-Etotal (2450Mhz)



### 3D-Etotal (2500Mhz)



# 深圳市安特通讯科技有限公司规格书