



## Appendix B

### RF Test Data for BT LE (Conducted Measurement)

Product Name: Mobile phone

Test Model: A07

#### Environmental Conditions

Temperature:	23.8° C
Relative Humidity:	52.1%
ATM Pressure:	100.0 kPa
Test Engineer:	Taylor Hu
Supervised by:	Nick Peng





### B.1 -6dB Bandwidth

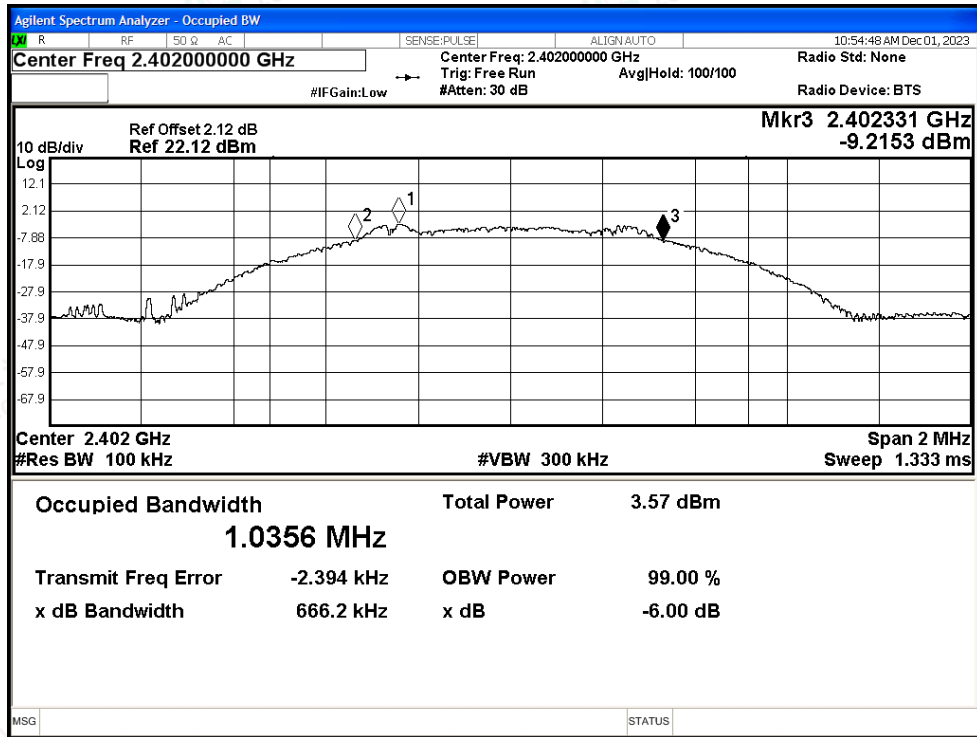
Condition	Mode	Frequency (MHz)	Antenna	-6 dB Bandwidth (MHz)	Limit -6 dB Bandwidth (MHz)	Verdict
NVNT	BLE	2402	Ant	0.666	$\geq 0.5$	Pass
NVNT	BLE	2440	Ant	0.655	$\geq 0.5$	Pass
NVNT	BLE	2480	Ant	0.649	$\geq 0.5$	Pass



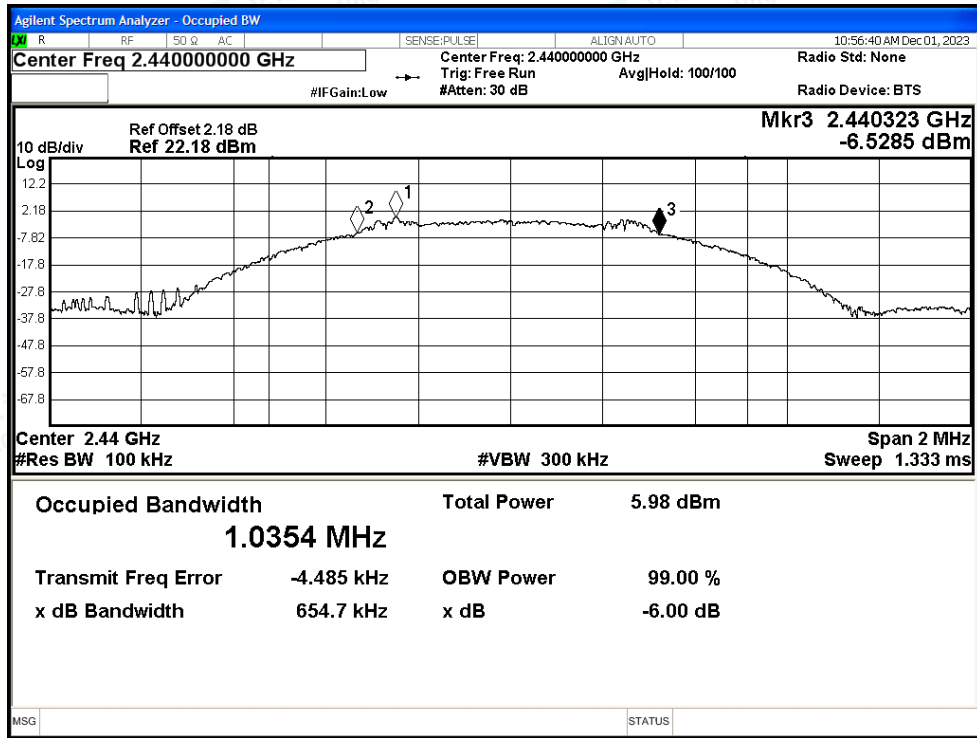


Test Graphs

-6dB Bandwidth NVNT BLE 2402MHz Ant

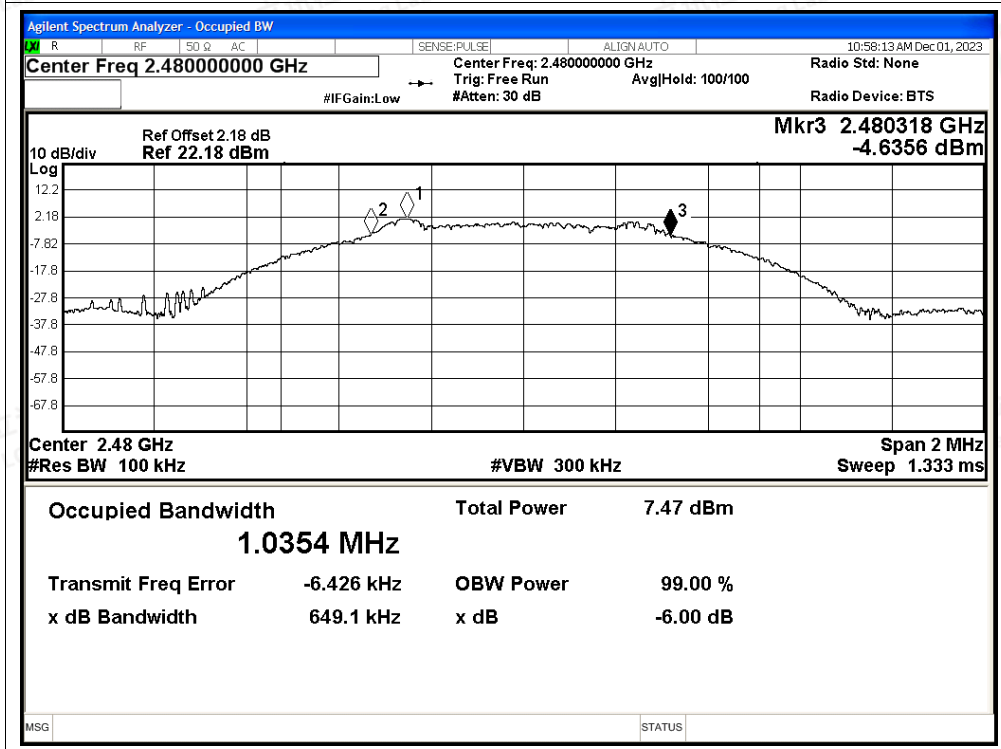


-6dB Bandwidth NVNT BLE 2440MHz Ant





-6dB Bandwidth NVNT BLE 2480MHz Ant





## B.2 Maximum Conducted Output Power

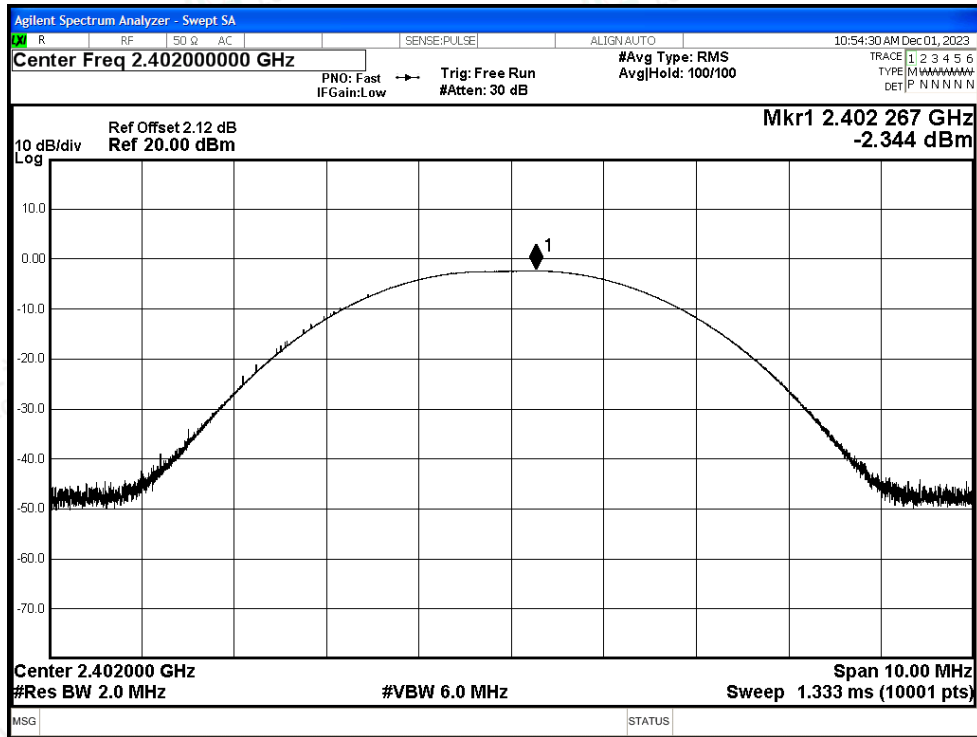
Condition	Mode	Frequency (MHz)	Antenna	Conducted Power (dBm)	Limit (dBm)	Verdict
NVNT	BLE	2402	Ant	-2.34	30	Pass
NVNT	BLE	2440	Ant	0.09	30	Pass
NVNT	BLE	2480	Ant	1.6	30	Pass



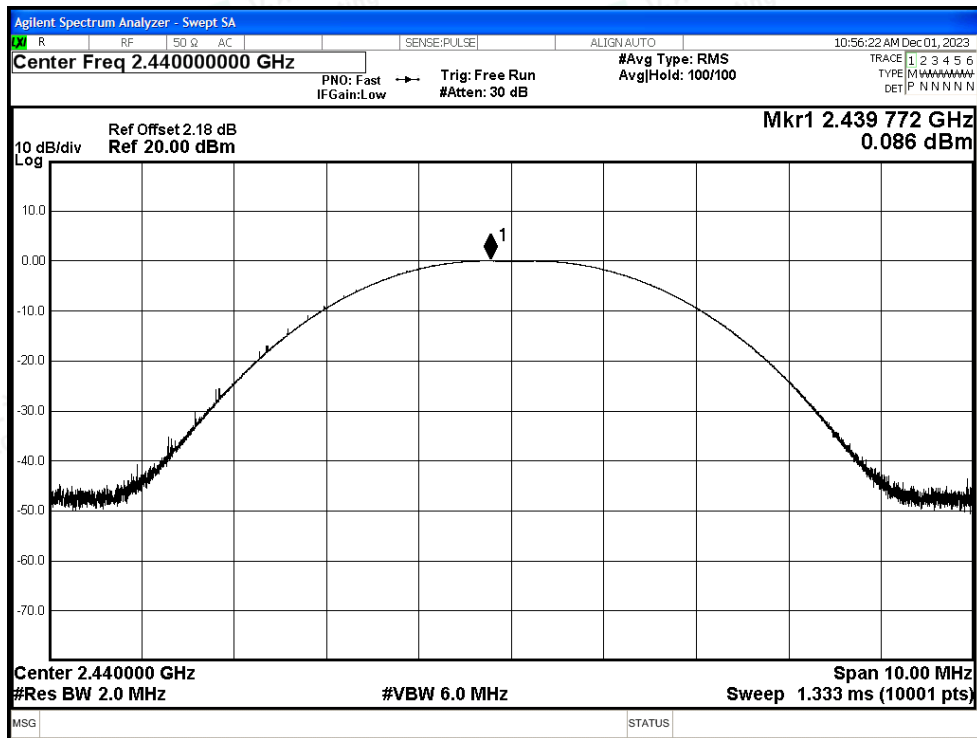


Test Graphs

Power NVNT BLE 2402MHz Ant



Power NVNT BLE 2440MHz Ant







### B.3 Maximum Power Spectral Density Level

Condition	Mode	Frequency (MHz)	Antenna	Conducted PSD (dBm/3kHz)	Limit (dBm/3kHz)	Verdict
NVNT	BLE	2402	Ant	-19.07	8	Pass
NVNT	BLE	2440	Ant	-16.11	8	Pass
NVNT	BLE	2480	Ant	-15.14	8	Pass



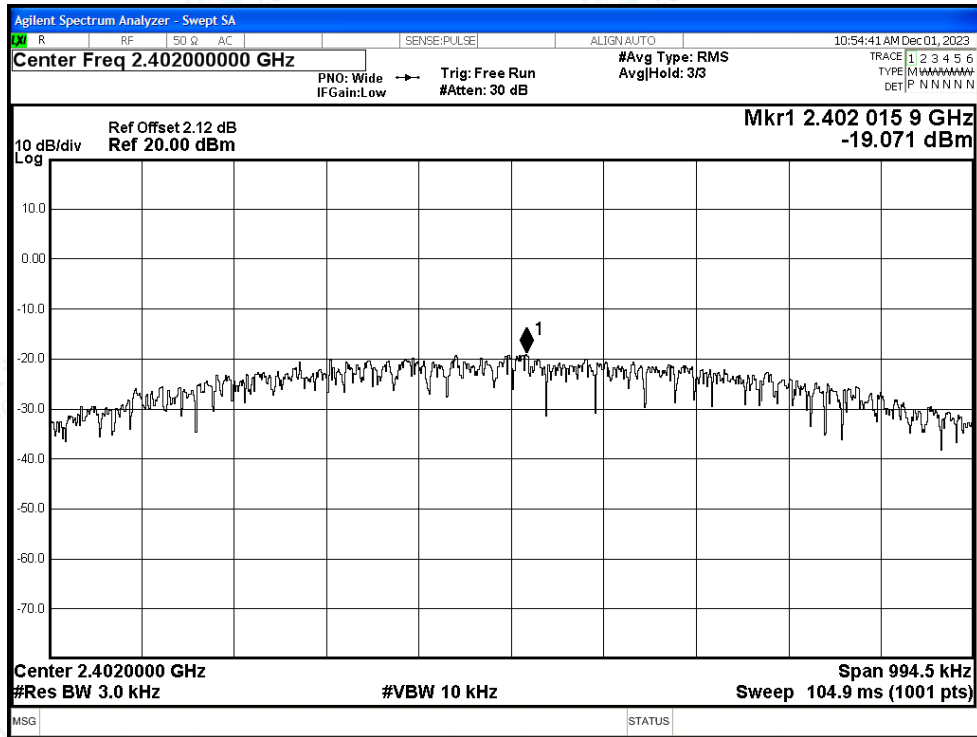
Shenzhen LCS Compliance Testing Laboratory Ltd.  
Add: 101, 201 Bldg A & 301 Bldg C, Juji Industrial Park Yabianxueziwei, Shajing Street, Baoan District, Shenzhen, 518000, China  
Tel: +(86) 0755-82591330 | E-mail: webmaster@lcs-cert.com | Web: www.lcs-cert.com  
Scan code to check authenticity



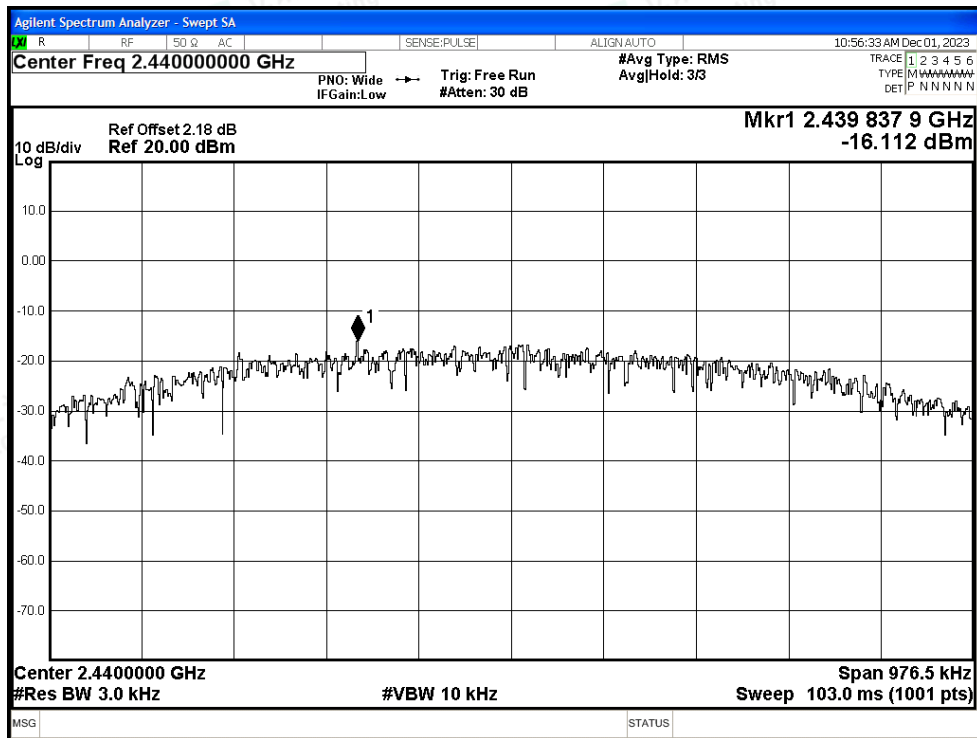


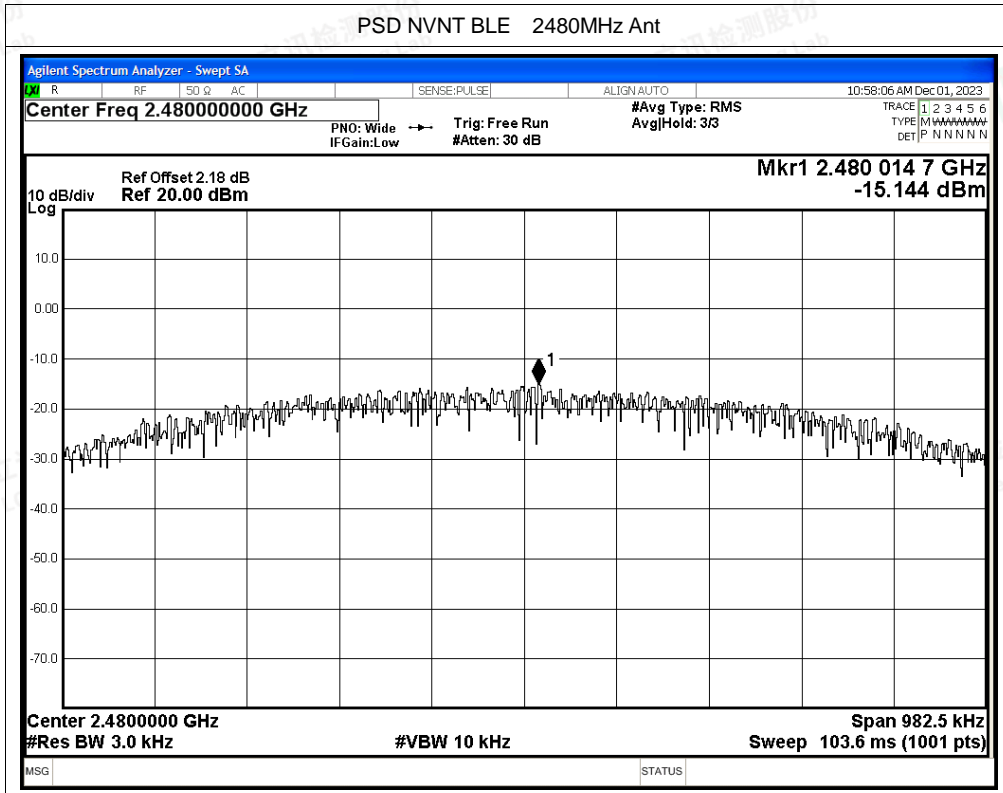
Test Graphs

PSD NVNT BLE 2402MHz Ant



PSD NVNT BLE 2440MHz Ant







### B.4 Band Edge

Condition	Mode	Frequency (MHz)	Antenna	Max Value (dBc)	Limit (dBc)	Verdict
NVNT	BLE	2402	Ant	-53.8	-20	Pass
NVNT	BLE	2480	Ant	-58.26	-20	Pass

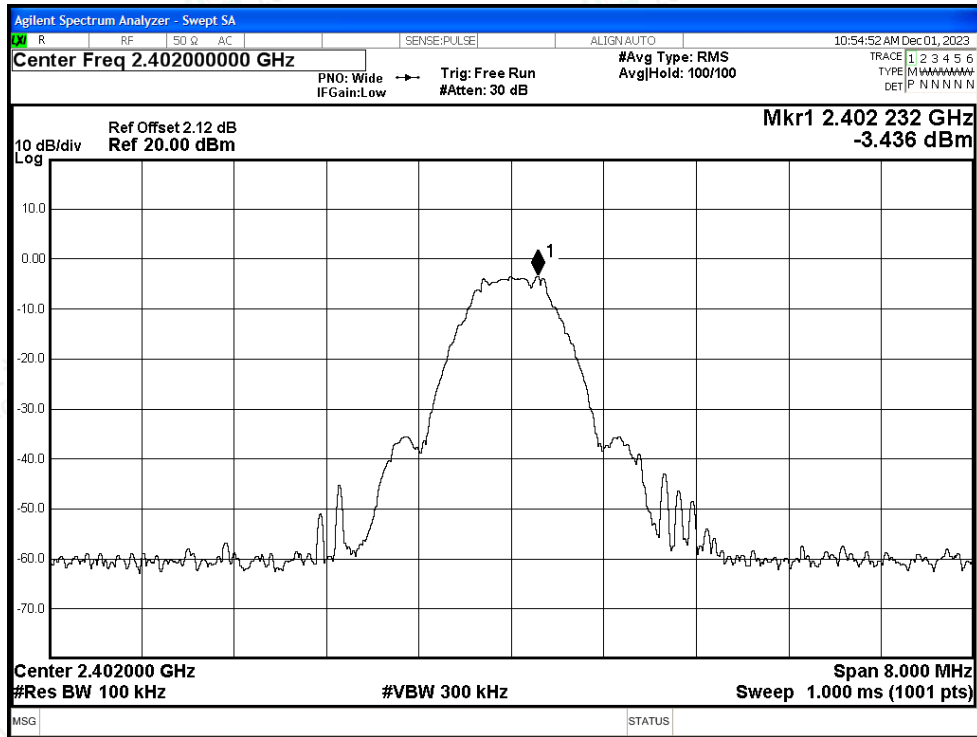


Shenzhen LCS Compliance Testing Laboratory Ltd.  
Add: 101, 201 Bldg A & 301 Bldg C, Juji Industrial Park Yabianxueziwei, Shajing Street, Baoan District, Shenzhen, 518000, China  
Tel: +(86) 0755-82591330 | E-mail: webmaster@lcs-cert.com | Web: www.lcs-cert.com  
Scan code to check authenticity

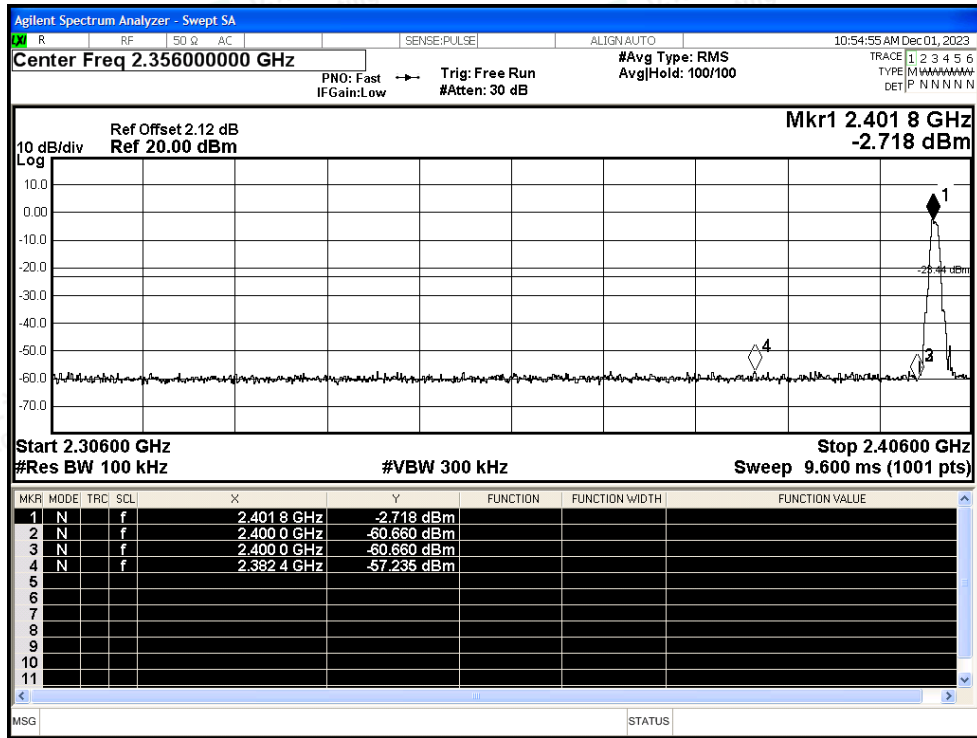


Test Graphs

Band Edge NVNT BLE 2402MHz Ant Ref

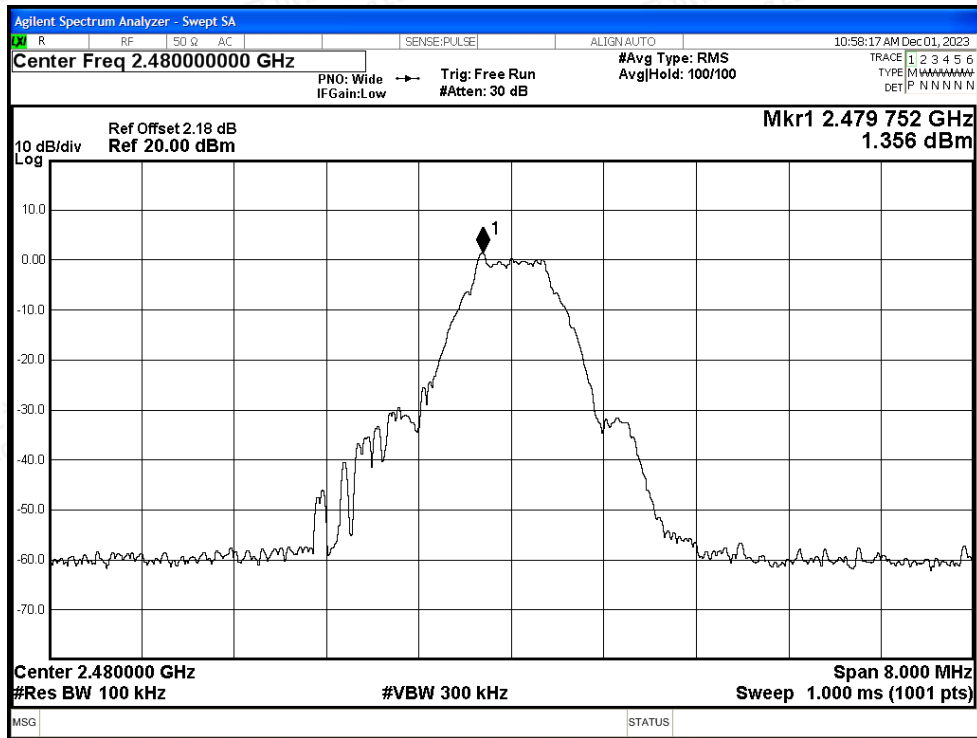


Band Edge NVNT BLE 2402MHz Ant Emission

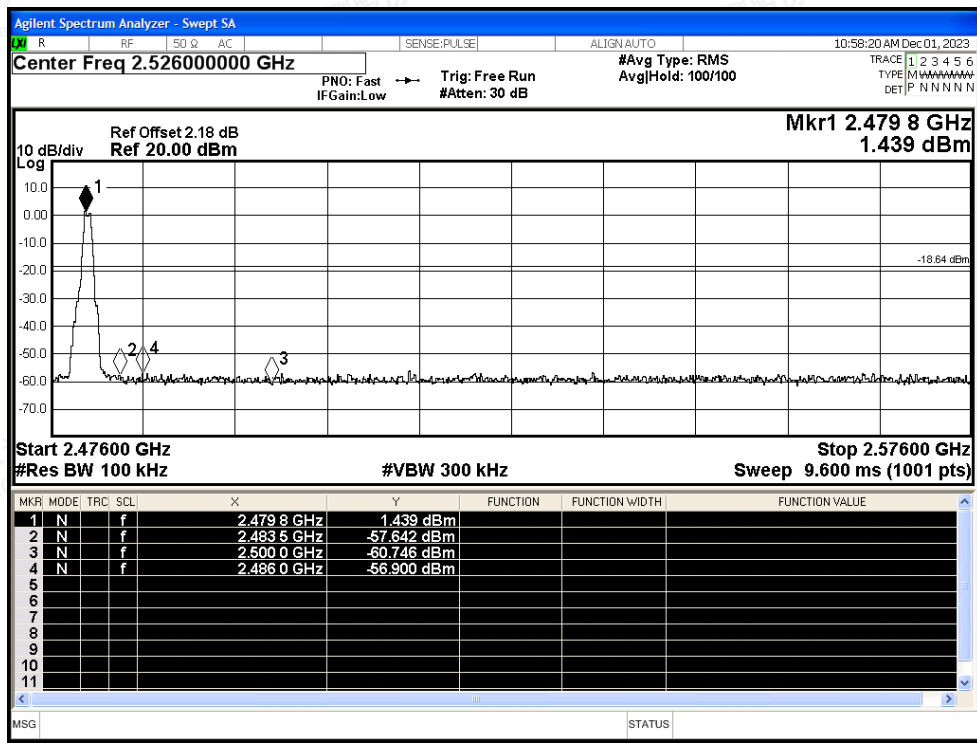




Band Edge NVNT BLE 2480MHz Ant Ref



Band Edge NVNT BLE 2480MHz Ant Emission





## B.5 Conducted RF Spurious Emission

Condition	Mode	Frequency (MHz)	Antenna	Max Value (dBc)	Limit (dBc)	Verdict
NVNT	BLE	2402	Ant	-52.51	-20	Pass
NVNT	BLE	2440	Ant	-54.31	-20	Pass
NVNT	BLE	2480	Ant	-49.2	-20	Pass

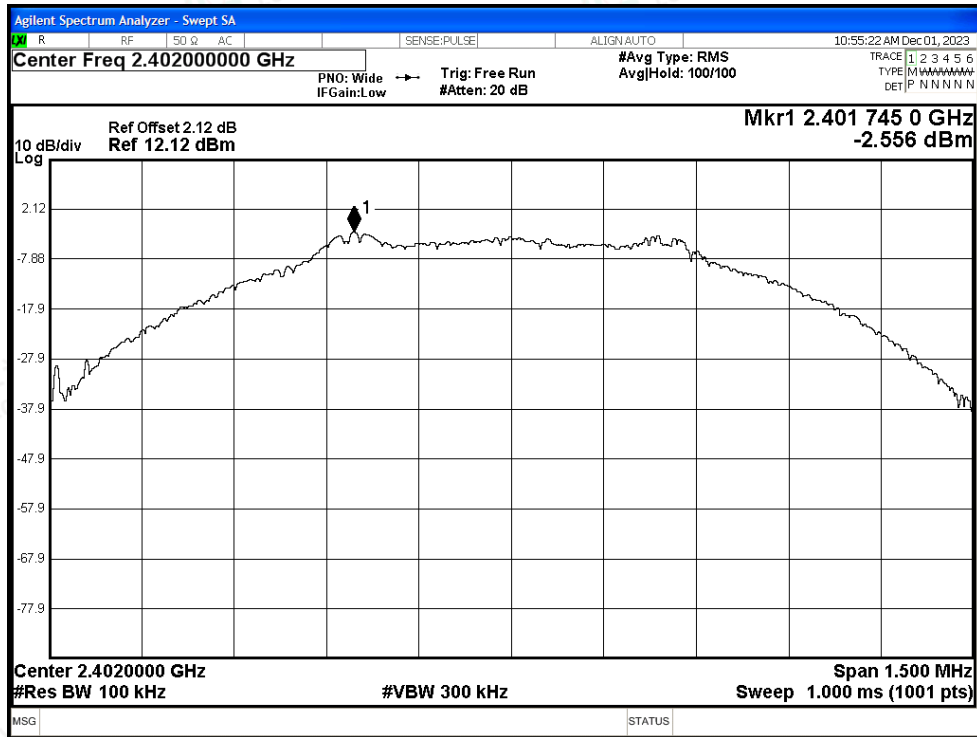


Shenzhen LCS Compliance Testing Laboratory Ltd.  
Add: 101, 201 Bldg A & 301 Bldg C, Juji Industrial Park Yabianxueziwei, Shajing Street, Baoan District, Shenzhen, 518000, China  
Tel: +(86) 0755-82591330 | E-mail: webmaster@lcs-cert.com | Web: www.lcs-cert.com  
Scan code to check authenticity

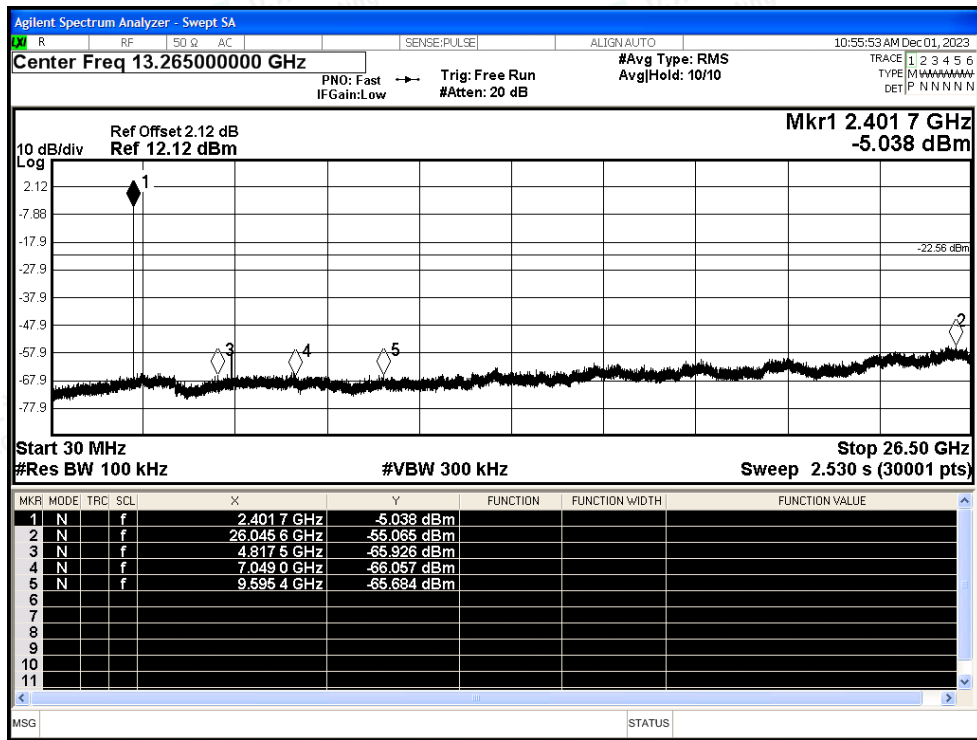


Test Graphs

Tx. Spurious NVNT BLE 2402MHz Ant Ref



Tx. Spurious NVNT BLE 2402MHz Ant Emission

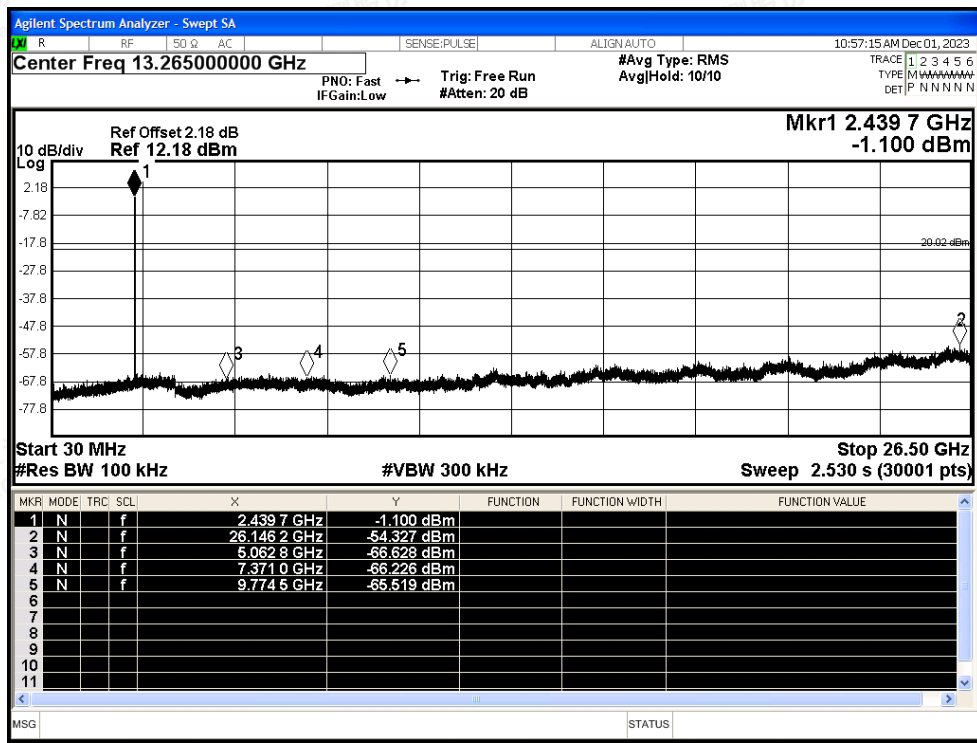




Tx. Spurious NVNT BLE 2440MHz Ant Ref



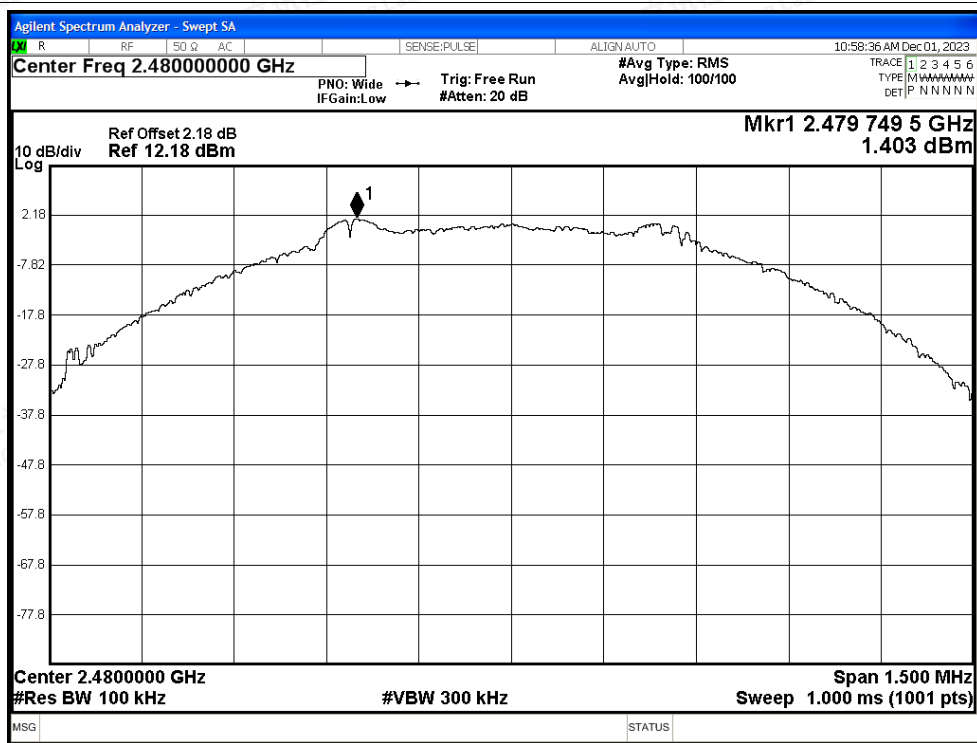
Tx. Spurious NVNT BLE 2440MHz Ant Emission



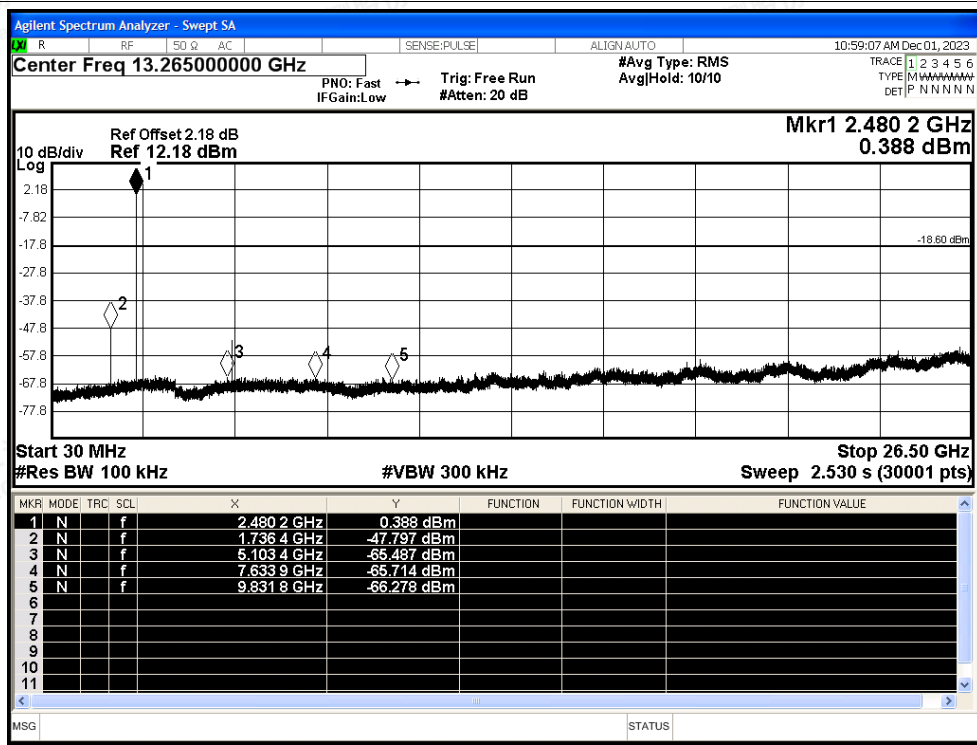




Tx. Spurious NVNT BLE 2480MHz Ant Ref



Tx. Spurious NVNT BLE 2480MHz Ant Emission





## B.6 Duty Cycle

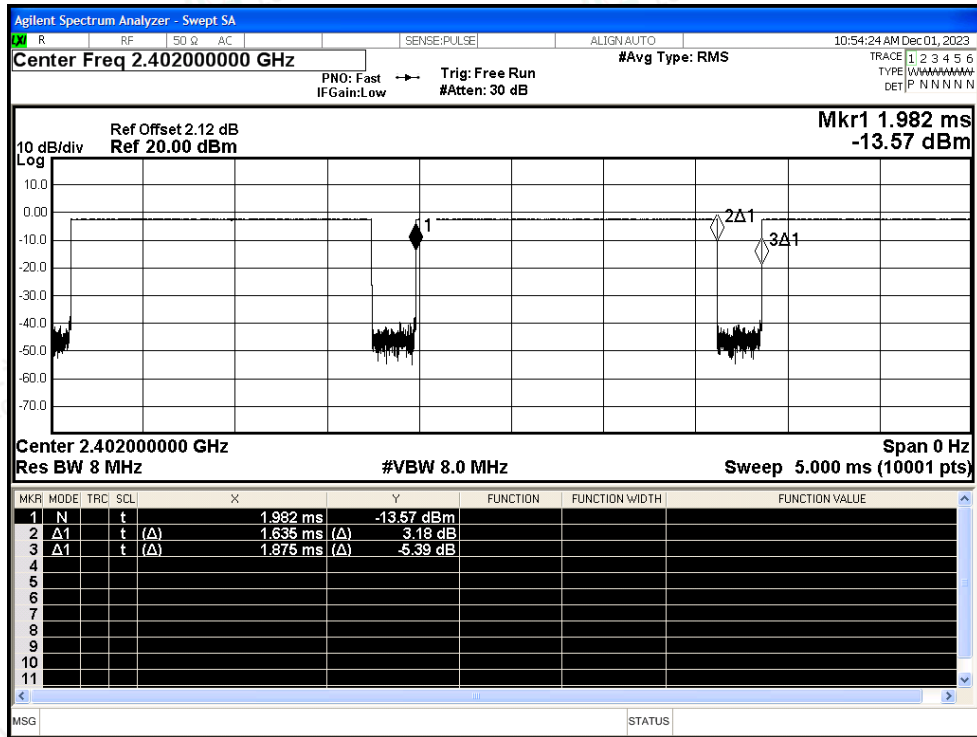
Condition	Mode	Frequency (MHz)	Antenna	Duty Cycle (%)	Correction Factor (dB)	1/T (kHz)
NVNT	BLE	2402	Ant	87.17	0.6	0.61
NVNT	BLE	2440	Ant	87.18	0.6	0.61
NVNT	BLE	2480	Ant	87.17	0.6	0.61



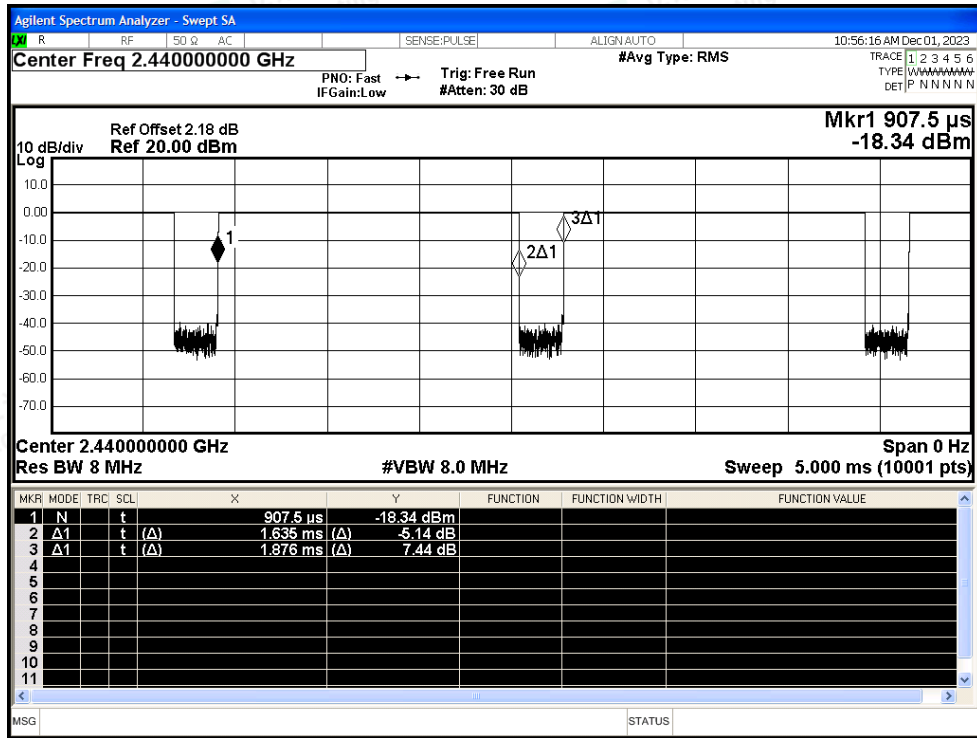


Test Graphs

Duty Cycle NVNT BLE 2402MHz Ant

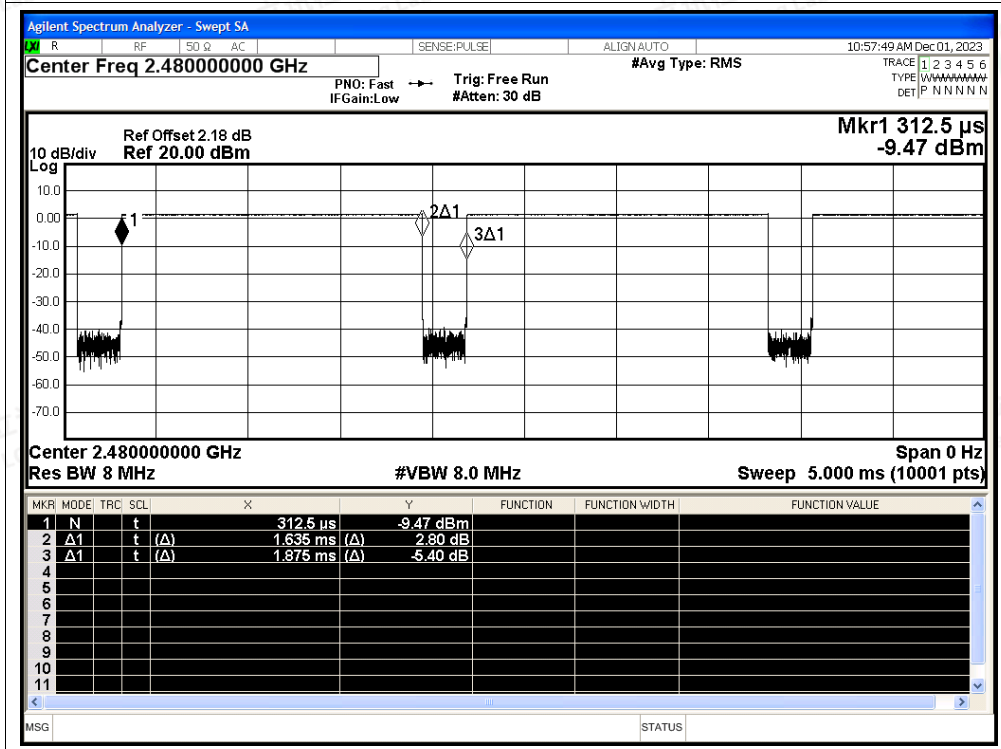


Duty Cycle NVNT BLE 2440MHz Ant





Duty Cycle NVNT BLE 2480MHz Ant





### B.7 Restrict Band

Condition	Mode	Frequency (MHz)	Antenna	Spur Freq (MHz)	Power (dBm)	Gain (dBi)	E (dBuV/m)	Detector	Limit (dBuV/m)	Verdict
NVNT	BLE	2402	Ant	2310	-50.72	2	46.54	Peak	74	Pass
NVNT	BLE	2402	Ant	2310	-57.72	2	39.54	Average	54	Pass
NVNT	BLE	2402	Ant	2387.376	-47.17	2	50.09	Peak	74	Pass
NVNT	BLE	2402	Ant	2385.264	-57.16	2	40.1	Average	54	Pass
NVNT	BLE	2402	Ant	2390	-50.11	2	47.15	Peak	74	Pass
NVNT	BLE	2402	Ant	2390	-57.37	2	39.89	Average	54	Pass
NVNT	BLE	2480	Ant	2483.5	-49.52	2	47.74	Peak	74	Pass
NVNT	BLE	2480	Ant	2483.5	-54.45	2	42.81	Average	54	Pass
NVNT	BLE	2480	Ant	2484.592	-46.13	2	51.13	Peak	74	Pass
NVNT	BLE	2480	Ant	2483.512	-54.45	2	42.81	Average	54	Pass
NVNT	BLE	2480	Ant	2500	-50.43	2	46.83	Peak	74	Pass
NVNT	BLE	2480	Ant	2500	-57.01	2	40.25	Average	54	Pass

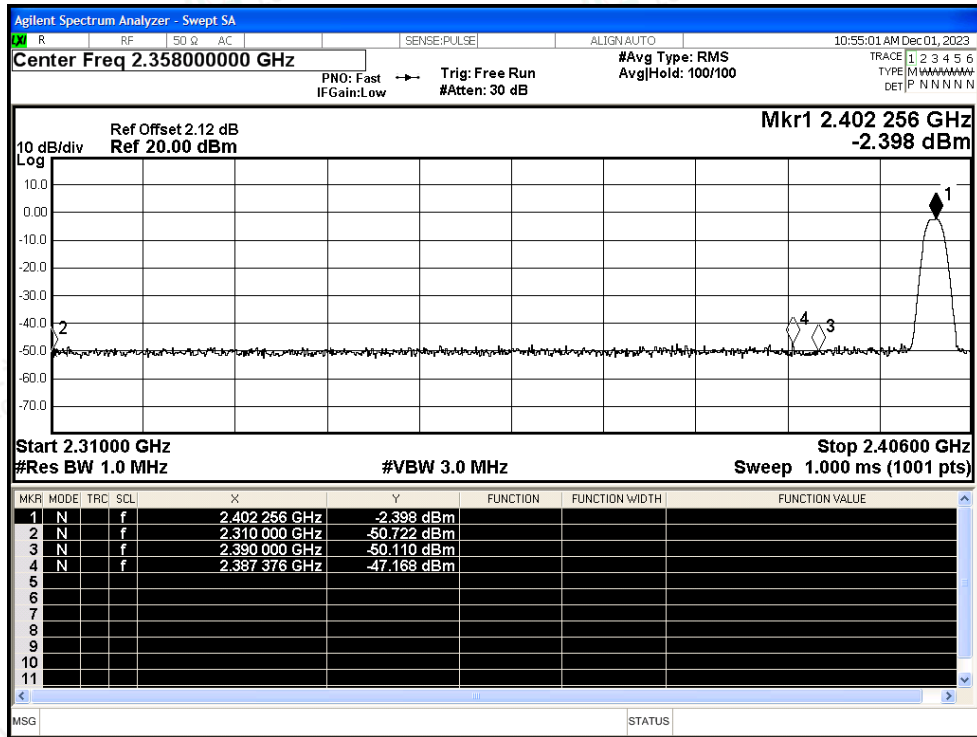


Shenzhen LCS Compliance Testing Laboratory Ltd.  
 Add: 101, 201 Bldg A & 301 Bldg C, Juji Industrial Park Yabianxueziwei, Shajing Street, Baoan District, Shenzhen, 518000, China  
 Tel: +(86) 0755-82591330 | E-mail: webmaster@lcs-cert.com | Web: www.lcs-cert.com  
 Scan code to check authenticity

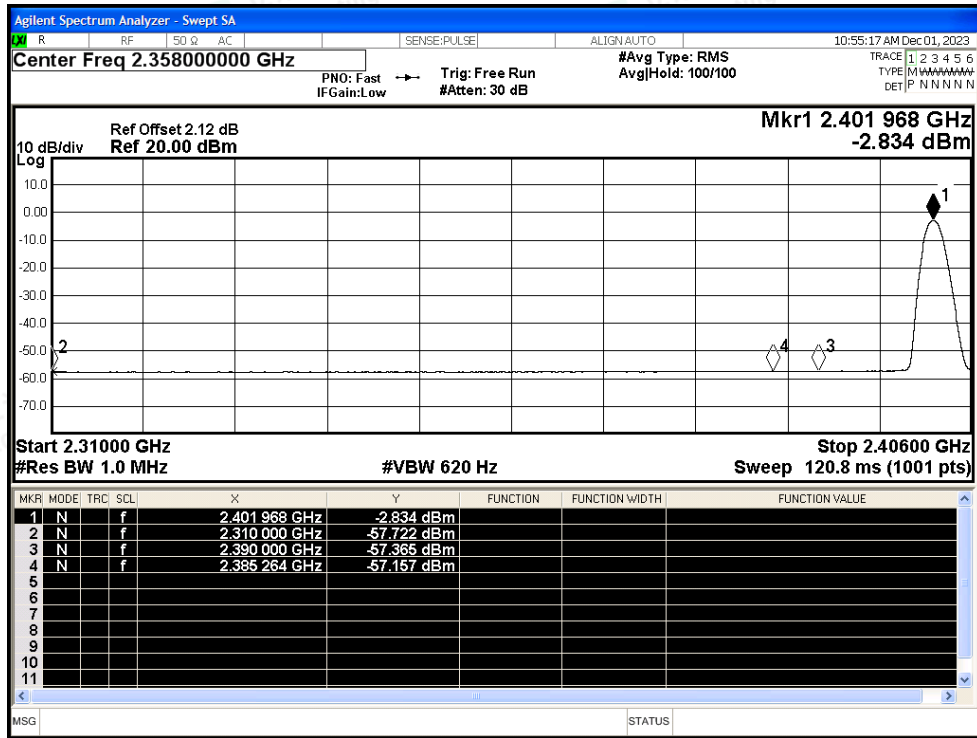


Test Graphs

Restrict Band NVNT BLE 2402MHz Ant Peak

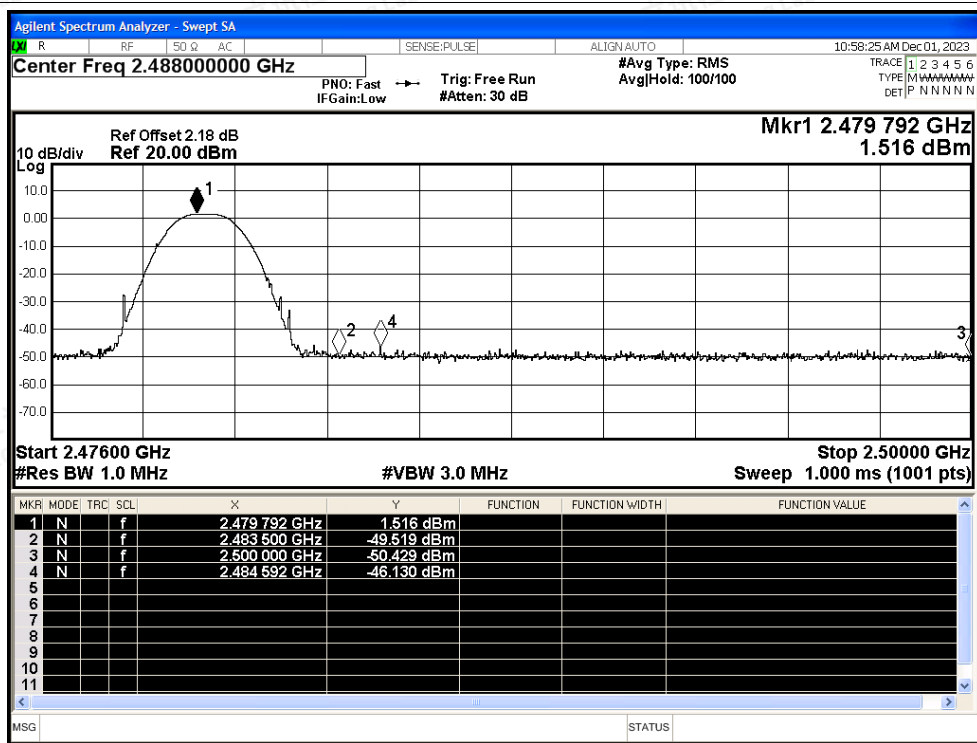


Restrict Band NVNT BLE 2402MHz Ant Average





Restrict Band NVNT BLE 2480MHz Ant Peak



Restrict Band NVNT BLE 2480MHz Ant Average

