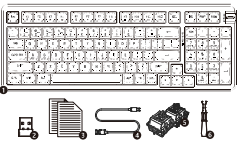



380mm

### Packaging Contents



- Keyboard
- Receiver
- Manual
- High-quality user cable
- High-quality USB Type-C
- High key shell set in one



# DF98


## Gasket Structure Mechanical Keyboard

### User Manual

### Keyboard Specification

System :	Mac OS X/4 + Win XP/7 above
Light :	Non-light / RGB colorfull
Keys num :	96
Battery :	1500mAh / 4000mAh
Size :	382*142*20/21.5mm (not include travel)
Connect :	Wired + 2.4G wireless + BT
Keypop :	ABS two-color injection molding

**Keyboard connection method**



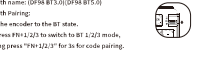
Notes: (under shell)  
From: 08-45-000001 size 3-45-0000-000000

**ANY PROBLEM?**  
Please sent to [support@darkflash.com](mailto:support@darkflash.com)  
**Warranty: 1 Year**

### Bluetooth Connection

Bluetooth name: DF98 BT 3.0(BT)/DF98 BT5.0

**Bluetooth Pairing:**  
Rotate the encoder to the BT state.  
Short press FN+Q2 to switch to BT 3.0/2.0 mode.  
Then long press FN+Q2/Q3 for 4 seconds pairing.




### Keyboard Illuminated (Only for RGB version)

Receive default	Increase brightness
Back & RGB lighting effect	Decrease brightness
Change RGB lighting function	Restore RGB lighting speed
Change RGB lighting color	Increase RGB lighting effect speed


### Indicator Light Indication Method

Separate indicator lights on the keyboard, including NUM light, CAPS lock light, MAC system light, and low-voltage charging light.

- First indicator light: Num light (white).
- Second indicator light: Caps light (white).
- Third indicator light: MAC system light (white) turns on when switching to MAC system, off when switching to WIP.
- Fourth indicator light: Low voltage charging light (orange). Remains on during charging. Turns off when fully charged. Flashes slowly when voltage is below 2.3V to indicate low voltage. Flashes slowly for 5 seconds after button release when battery is low. Continuously flashes slowly until keyboard shuts down if button is long pressed.



### 2.4G Wireless Connection



### Combination Function Keys

Screen dimming	Calculator	Stop
Screen lighting	Volume decrease	Previous track
Message	Volume increase	Play/Pause
Scroll	Mute	Next track

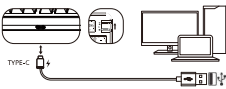
### FCC Warning

**FCC Warning**

This device complies with part 15 of the FCC Rules. Operation is subject to the following conditions: (1) This device may not cause harmful interference, and (2) this device must accept any interference received, including interference from authorized radio communication services.

For more information, please visit [www.fcc.gov](http://www.fcc.gov).

### Wired Instructions



TYPE-C

### Supplementary Explanation

#### System Switching

- Short press FN+Q4 to switch to MAC system mode, MAC indicator light on.
- Short press FN+Q5 to switch to WIP system mode, MAC indicator light off.