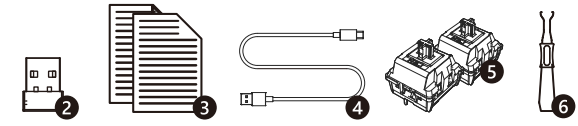



380mm

140mm

Packaging Contents



1. Keyboard
2. Receiver
3. Manual
4. High quality data cable
5. Mechanical shaft*2pcs
6. Pull key shaft two in one



DF98

Gasket Structure
Mechanical Keyboard

User Manual

FCC ID:2BEA7-DF98RGB-USB

ANY PROBLEM?

Please sent to support@darkflash.com

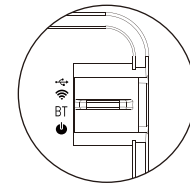
Warranty: 1 Year

Keyboard Specification

System : Mac OS X10.4 + Win XP/7 above
 Light : Non-light / RGB colorful
 Keys num : 98
 Battery : 1200mAh / 4000mAh
 Size : 387.5*143.1*32.7±5mm (not included keycap)
 Connect : Wired + 2.4G wireless + BT
 Keycap : ABS two-color injection molding

Keyboard connection method

Rotate encoder mode.
 Power off - Bluetooth mode - 2.4G mode - Wired mode



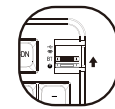
Bluetooth Connection

Bluetooth name: (DF98 BT3.0)(DF98 BT5.0)

Bluetooth Pairing:

Rotate the encoder to the BT state.

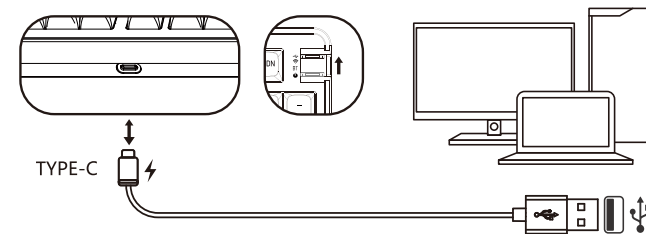
Short press FN+1/2/3 to switch to BT 1/2/3 mode, then long press "FN+1/2/3" for 3s for code pairing.



2.4G Wireless Connection



Wired Instructions



Keyboard Illuminated (Only for RGB Version)

	Restore default		Increase brightness
	Switch RGB lighting effect		Decrease brightness
	Change RGB lighting direction		Reduce RGB lighting speed
	Change RGB lighting color		Increase RGB lighting effect speed

Combination Function Keys

	Screen dimming		Calculator		Stop
	Screen lighting		Volume decrease		Previous track
	Homepage		Volume increase		Play / Pause
	E-mail		Mute		Next track

Supplementary Explanation

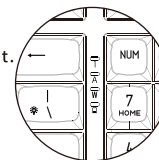
System Switching

1. Short press FN+A to switch to MAC system mode, MAC indicator light on.
2. Short press FN+S to switch to WIN system mode, MAC indicator light off.

Indicator Light Indication Method

Separate indicator lights on the keyboard, including NUM light, CAPS lock light, MAC system light, and low-voltage/charging light.

- (1). First indicator light: Num light (white).
- (2). Second indicator light: Caps light (white).
- (3). Third indicator light: MAC system light (white) turns on when switching to MAC system, off when switching to WIN.
- (4). Fourth indicator light: Low voltage/charging light (white). Remains on during charging. Turns off when fully charged. Flashes slowly when voltage is below 3.3V to indicate low voltage. Flashes slowly for 5 seconds after button release when battery is low. Continuously flashes slowly until keyboard shuts down if button is kept pressed.



FCC Warning

This device complies with part 15 of the FCC Rules. Operation is subject to the following two conditions:
 (1) This device may not cause harmful interference, and
 (2) This device must accept any interference received, including interference that may cause undesired operation.
 Any change or modifications not expressly approved by the party responsible for compliance could void the user's authority to operate the equipment.
 Note: This equipment has been tested and found to comply with the limits of the FCC Rules, which limit are designed to provide reasonable protection against harmful interference in a residential installation. This equipment generates uses and can radiate radio frequency energy and, if not installed and used in accordance with the instructions, may cause harmful interference to radio communications. However, there is no guarantee that interference will not occur in a particular installation. If this equipment does cause harmful interference to radio or television reception, which can be determined by turning the equipment off and on, the user is encouraged to try to correct the interference by one or more of the following measures:
 -Reorient or relocate the receiving antenna.
 -Increase the separation between the equipment and receiver.
 -Connect the equipment into an outlet on a circuit different from that to which the receiver is connected.
 -Consult the dealer or an experienced radio/TV technician for help.
 The device has been evaluated to meet general RF exposure requirements. The device can be used in portable exposure condition without restriction.