


380mm

### Packaging Contents



1. Keyboard
2. Receiver
3. Manual
4. High-quality user cable
5. High-quality USB Type-C
6. High key shift cap in case

**darkFlash**

# DF98


Gasket Structure  
Mechanical Keyboard

## User Manual

### Keyboard Specification

System :	Mac OS X/4 + Win XP/7 above
Light :	Non-light / RGB colorfull
Keys num :	96
Battery :	1500mAh / 4000mAh
Size :	382*142*20/21.5mm (not include travel)
Connect :	Wired + 2.4G wireless + BT
Keypop :	ABS two-color injection molding

**Keyboard connection method**

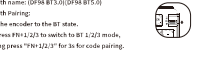


Notes: (under sheet...)  
Frame: 60.45mm width size + 3.45mm hole offset

**ANY PROBLEM?**  
Please sent to [support@darkflash.com](mailto:support@darkflash.com)  
**Warranty: 1 Year**

### Bluetooth Connection

Bluetooth name: DF98 BT 5.0 (DF98 BT5.0)  
Bluetooth Pairing:  
Rotate the encoder to the BT state.  
Short press FN+Q2 to switch to BT 1.2/2 mode.  
Then long press FN+Q2/3 for 4 seconds pairing.




### Keyboard Illuminated (Only for RGB version)

Receive default	Increase brightness
Lock & RGB lighting effect	Decrease brightness
Change RGB lighting function	Restore RGB lighting speed
Change RGB lighting color	Increase RGB lighting effect speed


### Indicator Light Indication Method

Separate indicator lights on the keyboard, including NUM light, CAPS lock light, MAC system light, and low-voltage charging light.

- (1). First indicator light: Num light (white).
- (2). Second indicator light: Caps light (white).
- (3). Third indicator light: Mac system light (white) turns on when switching to MAC system, off when switching to WIP.
- (4). Fourth indicator light: Low voltage charging light (red). Remains on during charging. Turns off when fully charged. Flashes slowly when voltage is below 2.3V to indicate low voltage. Flashes slowly for 5 seconds after button release when battery is low. Continuously flashes slowly until keyboard shuts down if button is long pressed.



### 2.4G Wireless Connection



### Combination Function Keys

Screen dimming	Calculator	Stop
Screen lighting	Volume decrease	Previous track
Message	Volume increase	Play/Pause
Scroll	Mute	Next track

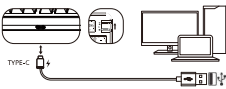
### FCC Warning

**FCC**

This device complies with part 15 of the FCC Rules. Operation is subject to the following conditions: (1) This device may not cause harmful interference, and (2) this device must accept any interference that may be received, including interference from authorized radio communication services.

For more information, please visit [www.fcc.gov](http://www.fcc.gov).

### Wired Instructions



TYPE-C

### Supplementary Explanation

#### System Switching

1. Short press FN+Q5 switch to MAC system mode, MAC indicator light on.
2. Short press FN+Q5 to switch to WIP system mode, MAC indicator light off.