

Antenna REPORT

Product : AI Mouse

Model Name : EM4 AI

Applicant's name : Anhui MiMouse Technology Co., Ltd

Address : 7th Floor, Building J4, Zhong'an Chuanggu Phase II, Shushan District,
Hefei City, Anhui Province

Contents

1	Test Summary	3
2	EUT Description	4
3	Test Data	5
3.1	Typical free space efficiency and gain	5
3.2	Typical free space radiation pattern	6
3.3	3D Pattern.....	8
4	EUT appearance	10

1 Test Summary

Name	Parameter	Method	Standard no.
Mobile communication antenna	Antenna gain	Generic specification for antennas used in the mobile communications	GB/T 9410-2008
	Radiation pattern		
Antenna	Radiation efficiency	IEEE Standard Test Procedures for Antennas	ANSI/IEEE Std 149-1979
	Gain and directivity		

2 EUT Description

Product Name	AI Mouse
Sample Model	EM4 AI
Size	/
Test Item	Antenna gain; Radiation pattern and efficiency
Antenna Type	PCB Antenna
Frequency Range	2400MHz-2500MHz

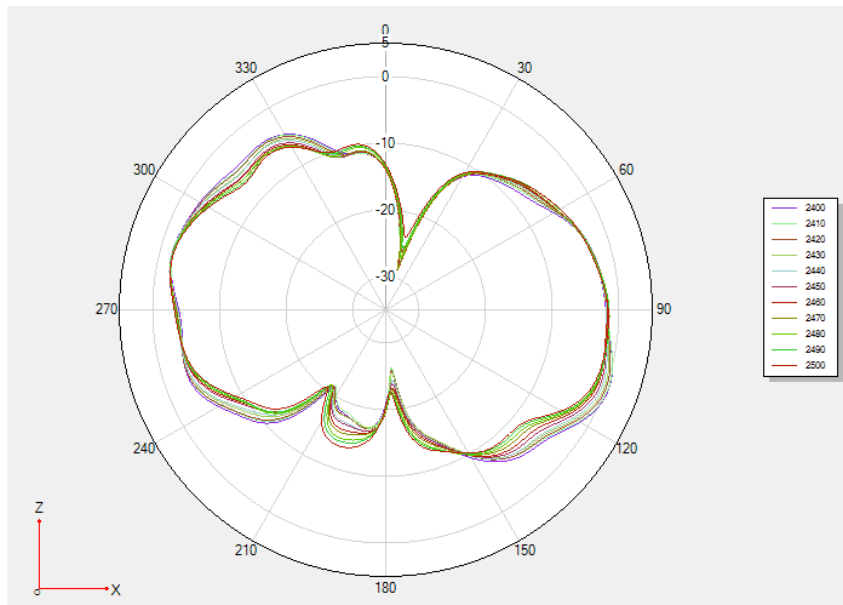
3 Test Data

3.1 Typical free space efficiency and gain

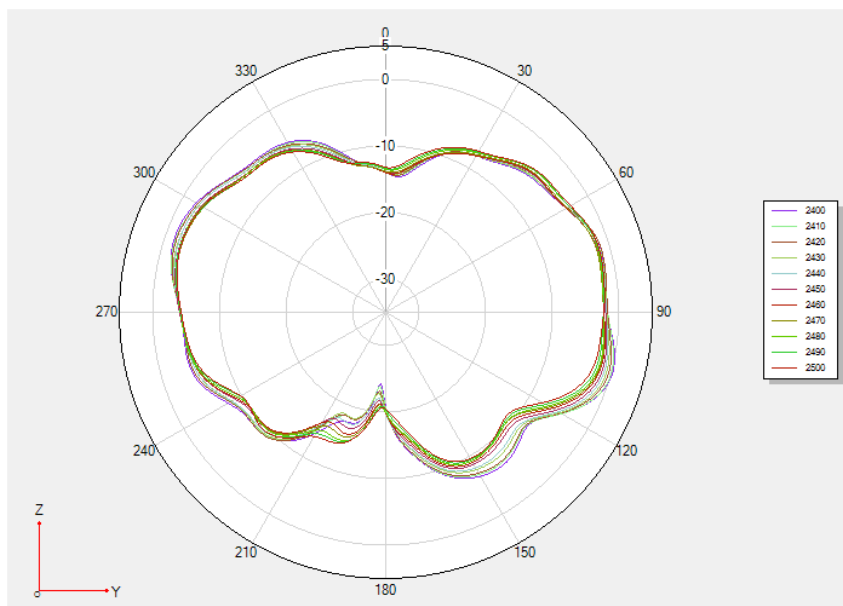
Frequency/MHz	Efficiency / dB	Efficiency / %	Max Gain/dBi	Avg Gain/dBi
2400	-3	50.12	0.72	-3
2410	-2.92	51.05	0.64	-2.92
2420	-2.98	50.35	0.25	-2.98
2430	-2.93	50.93	0.02	-2.93
2440	-2.91	51.17	-0.26	-2.91
2450	-2.94	50.82	-0.63	-2.94
2460	-3.2	47.86	-0.84	-3.2
2470	-3.34	46.34	-0.99	-3.34
2480	-3.4	45.71	-0.91	-3.4
2490	-3.56	44.06	-0.93	-3.56
2500	-3.76	42.07	-1.08	-3.76

3.2 Typical free space radiation pattern

(1) X-Z Plane:
V Phi=0

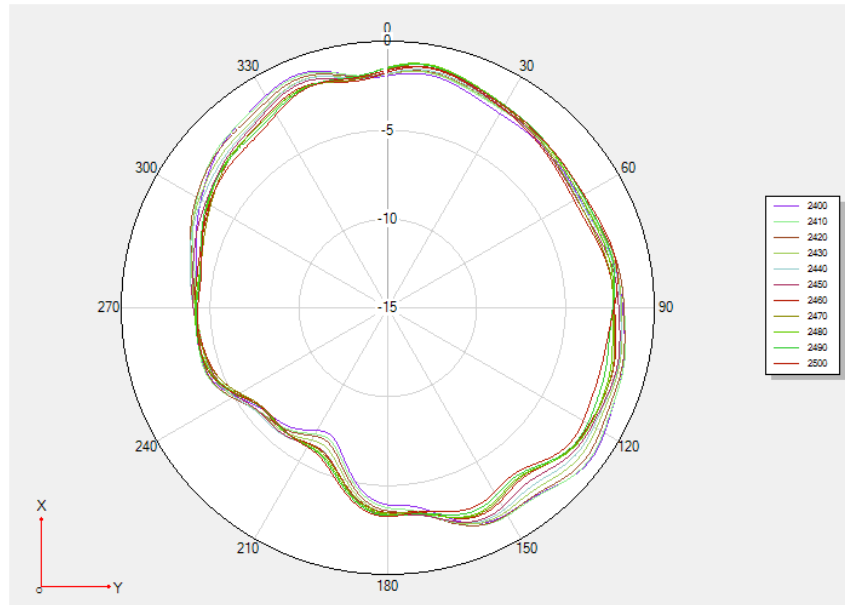


(2) Y-Z Plane:
V Phi=90



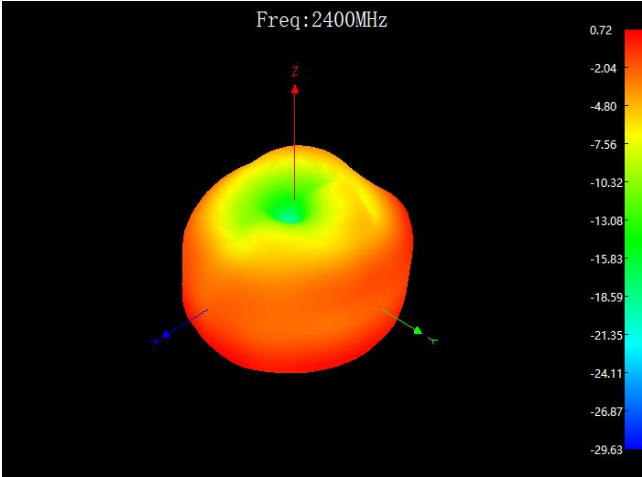
(3)X-Y Plane:

H Theta=90

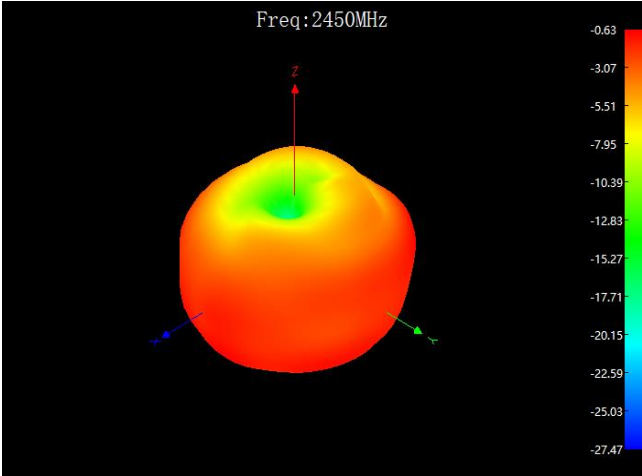


3.3 3D Pattern

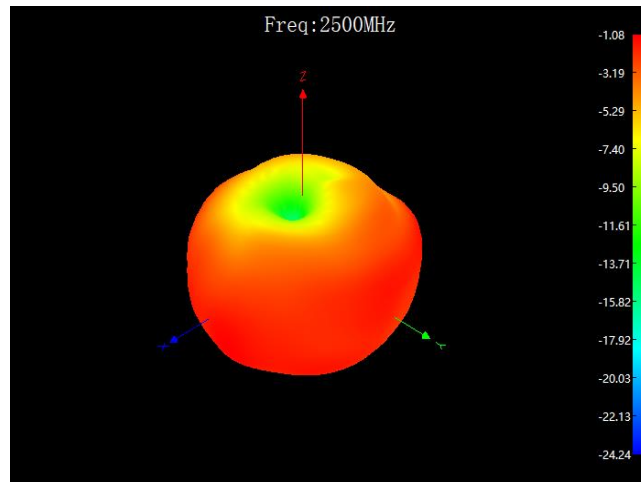
3D Pattern for 2400MHz



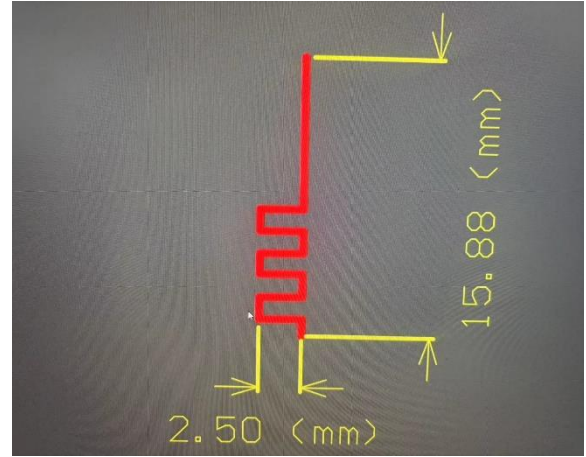

3D Pattern for 2450MHz



3D Pattern for 2500MHz



4 EUT appearance



*****THE END REPORT*****