



TEST REPORT

APPLICANT : Horizon Powered USA Inc.
PRODUCT NAME : 5G/LTE CBRS USB-C Dongle
MODEL NAME : DG505G
BRAND NAME : Horizon
FCC ID : 2BE94DG505G
STANDARD(S) : 47 CFR Part 2
: 47 CFR Part 27
RECEIPT DATE : 2024-04-07
TEST DATE : 2024-04-12 to 2024-07-03
ISSUE DATE : 2024-08-05



Edited by: Gan Jing
Gan Jing (Rapporteur)
Approved by: Shen Junsheng
Shen Junsheng (Supervisor)

NOTE: This document is issued by Shenzhen Morlab Communications Technology Co., Ltd., the test report shall not be reproduced except in full without prior written permission of the company. The test results apply only to the particular sample(s) tested and to the specific tests carried out which is available on request for validation and information confirmed at our website.





DIRECTORY

- 1. Technical Information 3
 - 1.1. Applicant and Manufacturer Information 3
 - 1.2. Equipment Under Test (EUT) Description 3
 - 1.3. Maximum E.R.P./E.I.R.P. and Emission Designator 4
 - 1.4. Test Standards and Results 5
 - 1.5. Environmental Conditions 7
- 2. Summary Test Results And Description 8
 - 2.1. Transmitter Conducted Output Power 8
 - 2.2. Occupied Bandwidth 10
 - 2.3. Conducted Spurious Emissions 35
 - 2.4. Band Edge 66
 - 2.5. Radiated Spurious Emissions 77
- Annex A Test Uncertainty 86
- Annex B Testing Laboratory Information 87

| Change History | | |
|----------------|------------|-------------------|
| Version | Date | Reason for change |
| 1.0 | 2024-08-05 | First edition |



1. Technical Information

Note: Provide by applicant.

1.1. Applicant and Manufacturer Information

| | |
|------------------------------|--|
| Applicant: | Horizon Powered USA Inc. |
| Applicant Address: | 8350 NW 52nd Terrace, Suite 301 Miami, Florida 33166 United States |
| Manufacturer: | Horizon Powered USA Inc. |
| Manufacturer Address: | 8350 NW 52nd Terrace, Suite 301 Miami, Florida 33166 United States |

1.2. Equipment Under Test (EUT) Description

| | | |
|--------------------------|---------------------------|---|
| Product Name: | 5G/LTE CBRS USB-C Dongle | |
| Sample No.: | 10# | |
| Hardware Version: | E | |
| Software Version: | DG505G.V2.00_420406D | |
| Modulation Type: | QPSK, 16QAM, 64QAM,256QAM | |
| Operation Band: | Uplink: 41C | |
| Frequency range: | LTE Band 41 | TX:2496MHz-2690MHz |
| | | RX:2496MHz-2690MHz |
| | LTE 41C | 5MHz+20MHz,20MHz+5MHz,10MHz+15MHz,15MHz+10MHz,10MHz+20MHz,20MHz+10MHz,15MHz+15MHz,15MHz+20MHz,20MHz+15MHz,20MHz+20MHz |
| Antenna Type: | PIFA Antenna | |
| Antenna Gain: | Band 41 | 3.13dBi |

Note1: For a more detailed description, please refer to Specification or User's Manual supplied by the applicant and/or manufacturer.



1.3. Maximum E.R.P./E.I.R.P. and Emission Designator

| Channel bandwidth | Maximum ERP/EIRP (W) | | | |
|-------------------|----------------------|-------|-------|--------|
| CA_41C | QPSK | 16QAM | 64QAM | 256QAM |
| 20+20 | 0.412 | / | / | / |

| Channel bandwidth | Emission Designator (99%OBW) | | | |
|-------------------|------------------------------|---------|---------|---------|
| LTE 41C | QPSK | 16QAM | 64QAM | 256QAM |
| 5+20 | 22M8G7D | 22M8W7D | 22M8W7D | 22M7W7D |
| 10+15 | 23M0G7D | 23M0W7D | 23M0W7D | 22M9W7D |
| 10+20 | 27M5G7D | 27M6W7D | 27M6W7D | 27M5W7D |
| 15+10 | 23M1G7D | 23M1W7D | 23M1W7D | 23M0W7D |
| 15+15 | 28M2G7D | 28M3W7D | 28M2W7D | 28M2W7D |
| 15+20 | 32M5G7D | 32M5W7D | 32M5W7D | 32M4W7D |
| 20+5 | 22M8G7D | 22M8W7D | 22M8W7D | 24M8W7D |
| 20+10 | 27M7G7D | 27M7W7D | 27M7W7D | 27M6W7D |
| 20+15 | 32M5G7D | 32M6W7D | 32M5W7D | 32M5W7D |
| 20+20 | 37M3G7D | 37M3W7D | 37M3W7D | 37M3W7D |



1.4. Test Standards and Results

The objective of the report is to perform testing according to Part 2 and Part 27 for the EUT FCC ID Certification:

| No. | Identity | Document Title |
|-----|----------------|---|
| 1 | 47 CFR Part 2 | Frequency Allocations and Radio Treaty Matters; General Rules and Regulations |
| 2 | 47 CFR Part 27 | Miscellaneous Wireless Communications Services |

| BB41 | | | |
|--|--------------------------|--------------------------------|--------|
| Item | FCC Rule No. | Requirements | Result |
| Effective (Isotropic) Radiated Power Output Data | §2.1046, §27.50(h)(2) | EIRP \leq 2W | PASS |
| Bandwidth | §2.1049 | OBW: No limit EBW: No limit | PASS |
| Band Edges Compliance | §2.1051, §27.53(m)(4) | Refer to section 2.6 | PASS |
| Spurious Emission at Antenna Terminals | §2.1051, §27.53(m)(4) | \leq -25 dBm/1MHz | PASS |
| Field Strength of Spurious Radiation | §2.1053, §27.53(m)(4) | \leq -25 dBm/1MHz | PASS |
| Frequency Stability | §2.1055, §27.54 | No limit | N/A |



Test detailed items/section required by FCC rules and results are as below:

| Test Item | Test Engineer | Result | Method Determination /Remark |
|--|-------------------------|--------|------------------------------|
| Transmitter Conducted Output Power and E.R.P./E.I.R.P. | Yu Xiaoming Gan Jing | PASS | No deviation |
| Occupied Bandwidth | Gan Jing | PASS | No deviation |
| Peak to Average Ratio | Gan Jing | PASS | No deviation |
| Conducted Spurious Emissions | Gan Jing | PASS | No deviation |
| Band Edge | Gan Jing | PASS | No deviation |
| Radiated Spurious Emissions | Gao Jianrou | PASS | No deviation |
| <p>Note 1: The tests were performed according to the method of measurements prescribed in KDB971168 D01 v03 and ANSI/TIA-603-E-2016.</p> <p>Note 2: Additions to, deviation, or exclusions from the method shall be judged in the "method determination" column of add, deviate or exclude from the specific method shall be explained in the "Remark" of the above table.</p> <p>Note 3: The declared of product specification for EUT presented in the report are provided by manufacturer and the test laboratory is not responsible for the accuracy of the information.</p> <p>Note 4: When the test result is a critical value, we will use the measurement uncertainty give the judgment result based on the 95% confidence intervals.</p> <p>Note 5: The frequency stability of Carrier aggregation bands are referred to its corresponding single band, the test results refer to the test report (Report No.: SZ24030252W01).</p> | | | |



1.5. Environmental Conditions

During the measurement, the environmental conditions were within the listed ranges:

| | |
|------------------------|-------|
| Temperature (°C): | 15-35 |
| Relative Humidity (%): | 30-60 |

2. Summary Test Results And Description

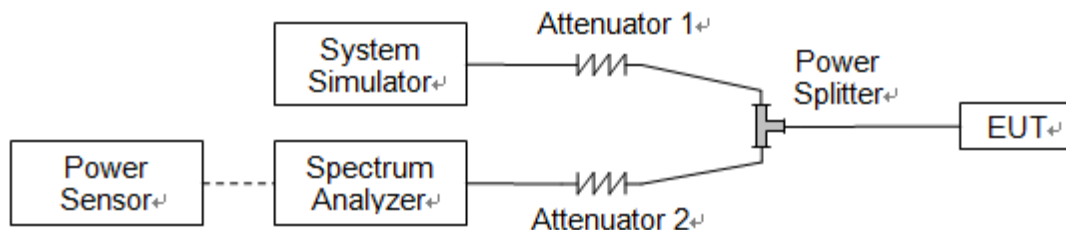
2.1. Transmitter Conducted Output Power

2.1.1. Requirement

According to FCC section 2.1046(a), for transmitters other than single sideband, independent sideband and controlled carrier radiotelephone, power output shall be measured at the RF output terminals when the transmitter is adjusted in accordance with the tune-up procedure to give the values of current and voltage on the circuit elements specified in FCC section 2.1033(c)(8).

According to FCC section 27.50 (h)(2) for LTE Band 41, Mobile and other user stations. Mobile stations are limited to 2 watts E.I.R.P. All user stations are limited to 2 watts transmitter output power.

2.1.2. Test Description



The EUT is coupled to the Spectrum Analyzer (SA) and the System Simulator (SS) with Attenuators through the Power Splitter; the RF load attached to the EUT antenna terminal is 50Ohm; the path loss as the factor is calibrated to correct the reading. The EUT is commanded by the SS to operate at the maximum output power. A call is established between the EUT and the SS.

2.1.3. Test Procedure

KDB 971168 D01v03 Section 5.2 and ANSI/TIA-603-E-2016.

E.I.R.P. (dBm) = Conducted Output Power (dBm) + Antenna Gain (dBi)

E.R.P. (dBm) = E.I.R.P. (dBm) - 2.15

**2.1.4. Result****Conducted Output Power**

| CA_41C | | | | | | | | |
|--------------------------------------|-------------|------------|---------|-----------|---------|-----------|---------------|---------------------|
| Combination:20MHz+20MHz(100RB+100RB) | | | | | | | | |
| PCC Channel | SCC Channel | Modulation | PCC | | SCC | | Total RB Size | Measured Power(dBm) |
| | | | RB Size | RB Offset | RB Size | RB Offset | | |
| 39750 | 39948 | QPSK | 1 | 0 | 0 | 0 | 1 | 22.93 |
| 40529 | 40712 | QPSK | 1 | 0 | 0 | 0 | 1 | 23.02 |
| 41292 | 41490 | QPSK | 1 | 0 | 0 | 0 | 1 | 22.97 |

Effective Radiated Power and Effective Isotropic Radiated Power

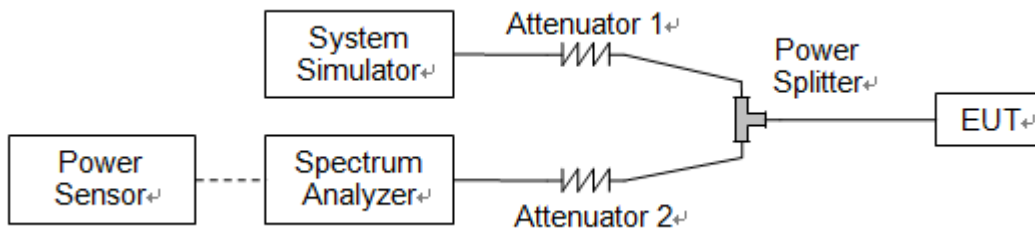
| LTE CA_41C | | | | | | | | | |
|--------------------------------------|-------------|------------|---------|-----------|---------|-----------|---------------|---------------------|------------------|
| Combination:20MHz+20MHz(100RB+100RB) | | | | | | | | | |
| PCC Channel | SCC Channel | Modulation | PCC | | SCC | | Total RB Size | Measured Power(dBm) | Measured EIRP(W) |
| | | | RB Size | RB Offset | RB Size | RB Offset | | | |
| 39750 | 39948 | QPSK | 1 | 0 | 100 | 0 | 1 | 26.06 | 0.404 |
| 40521 | 40719 | QPSK | 1 | 0 | 100 | 0 | 1 | 26.15 | 0.412 |
| 41292 | 41490 | QPSK | 1 | 0 | 100 | 0 | 1 | 26.10 | 0.407 |

2.2. Occupied Bandwidth

2.2.1. Requirement

According to FCC section 2.1049, the occupied bandwidth is the frequency bandwidth such that, below its lower and above its upper frequency limits, the mean powers radiated are each equal to 0.5 percent of the total mean power radiated by a given emission. Occupied bandwidth is also known as the 99% emission bandwidth.

2.2.2. Test Description



The EUT is coupled to the Spectrum Analyzer (SA) and the System Simulator (SS) with Attenuators through the Power Splitter; the RF load attached to the EUT antenna terminal is 50Ohm; the path loss as the factor is calibrated to correct the reading. The EUT is commanded by the SS to operate at the maximum output power. A call is established between the EUT and the SS.

2.2.3. Test Procedure

KDB 971168 D01v03 Section 4.1 and ANSI/TIA-603-E-2016.

2.2.4. Test Result



| LTE Band | BW(MHz) | Channel Level | PCC CH | SCC CH | Modulation | 99% BW (MHz) | 26dB BW (MHz) | Verdict |
|----------|---------|---------------|--------|--------|------------|--------------|---------------|---------|
| 41C | 5+20 | Low | 39683 | 39800 | QPSK | 22.780 | 23.566 | PASS |
| 41C | 5+20 | Low | 39683 | 39800 | 16QAM | 22.761 | 24.022 | PASS |
| 41C | 5+20 | Low | 39683 | 39800 | 64QAM | 22.776 | 23.979 | PASS |
| 41C | 5+20 | Low | 39683 | 39800 | 256QAM | 22.667 | 23.579 | PASS |
| 41C | 5+20 | Mid | 40528 | 40645 | QPSK | 22.659 | 23.538 | PASS |
| 41C | 5+20 | Mid | 40528 | 40645 | 16QAM | 22.621 | 23.863 | PASS |
| 41C | 5+20 | Mid | 40528 | 40645 | 64QAM | 22.668 | 23.945 | PASS |
| 41C | 5+20 | Mid | 40528 | 40645 | 256QAM | 22.598 | 23.513 | PASS |
| 41C | 5+20 | High | 41373 | 41490 | QPSK | 22.681 | 23.614 | PASS |
| 41C | 5+20 | High | 41373 | 41490 | 16QAM | 22.648 | 23.957 | PASS |
| 41C | 5+20 | High | 41373 | 41490 | 64QAM | 22.639 | 23.875 | PASS |
| 41C | 5+20 | High | 41373 | 41490 | 256QAM | 22.610 | 23.558 | PASS |
| 41C | 10+15 | Low | 39703 | 39823 | QPSK | 22.969 | 23.932 | PASS |
| 41C | 10+15 | Low | 39703 | 39823 | 16QAM | 22.982 | 24.390 | PASS |
| 41C | 10+15 | Low | 39703 | 39823 | 64QAM | 22.980 | 24.049 | PASS |
| 41C | 10+15 | Low | 39703 | 39823 | 256QAM | 22.920 | 23.942 | PASS |
| 41C | 10+20 | Low | 39705 | 39849 | QPSK | 27.531 | 28.663 | PASS |
| 41C | 10+20 | Low | 39705 | 39849 | 16QAM | 27.570 | 29.264 | PASS |
| 41C | 10+20 | Low | 39705 | 39849 | 64QAM | 27.552 | 29.412 | PASS |
| 41C | 10+20 | Low | 39705 | 39849 | 256QAM | 27.502 | 28.723 | PASS |
| 41C | 10+15 | Mid | 40549 | 40669 | QPSK | 22.912 | 23.980 | PASS |
| 41C | 10+15 | Mid | 40549 | 40669 | 16QAM | 23.035 | 24.367 | PASS |
| 41C | 10+15 | Mid | 40549 | 40669 | 64QAM | 22.894 | 24.508 | PASS |
| 41C | 10+15 | Mid | 40549 | 40669 | 256QAM | 22.928 | 23.952 | PASS |
| 41C | 10+20 | Mid | 40526 | 40670 | QPSK | 27.518 | 28.668 | PASS |
| 41C | 10+20 | Mid | 40526 | 40670 | 16QAM | 27.549 | 29.478 | PASS |
| 41C | 10+20 | Mid | 40526 | 40670 | 64QAM | 27.454 | 28.699 | PASS |
| 41C | 10+20 | Mid | 40526 | 40670 | 256QAM | 27.518 | 28.612 | PASS |
| 41C | 10+15 | High | 41395 | 41515 | QPSK | 22.996 | 23.906 | PASS |
| 41C | 10+15 | High | 41395 | 41515 | 16QAM | 23.004 | 24.167 | PASS |
| 41C | 10+15 | High | 41395 | 41515 | 64QAM | 22.990 | 24.097 | PASS |
| 41C | 10+15 | High | 41395 | 41515 | 256QAM | 22.572 | 23.985 | PASS |
| 41C | 10+20 | High | 41346 | 41490 | QPSK | 27.522 | 28.613 | PASS |
| 41C | 10+20 | High | 41346 | 41490 | 16QAM | 27.473 | 29.686 | PASS |
| 41C | 10+20 | High | 41346 | 41490 | 64QAM | 27.509 | 29.316 | PASS |



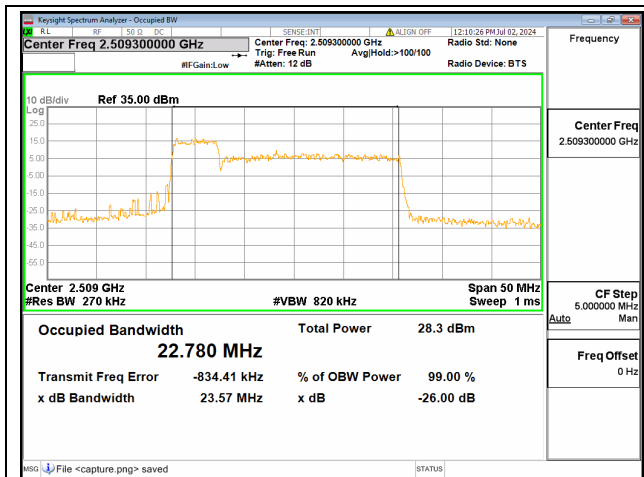
| | | | | | | | | |
|-----|-------|------|-------|-------|--------|--------|--------|------|
| 41C | 10+20 | High | 41346 | 41490 | 256QAM | 27.454 | 28.850 | PASS |
| 41C | 15+10 | Low | 39725 | 39845 | QPSK | 23.081 | 24.307 | PASS |
| 41C | 15+10 | Low | 39725 | 39845 | 16QAM | 23.064 | 24.262 | PASS |
| 41C | 15+10 | Low | 39725 | 39845 | 64QAM | 23.022 | 24.181 | PASS |
| 41C | 15+10 | Low | 39725 | 39845 | 256QAM | 22.617 | 23.595 | PASS |
| 41C | 15+15 | Low | 39725 | 39875 | QPSK | 28.155 | 29.873 | PASS |
| 41C | 15+15 | Low | 39725 | 39875 | 16QAM | 28.206 | 29.317 | PASS |
| 41C | 15+15 | Low | 39725 | 39875 | 64QAM | 28.165 | 29.460 | PASS |
| 41C | 15+15 | Low | 39725 | 39875 | 256QAM | 28.165 | 29.339 | PASS |
| 41C | 15+20 | Low | 39728 | 39899 | QPSK | 32.407 | 33.881 | PASS |
| 41C | 15+20 | Low | 39728 | 39899 | 16QAM | 32.498 | 33.833 | PASS |
| 41C | 15+20 | Low | 39728 | 39899 | 64QAM | 32.477 | 33.811 | PASS |
| 41C | 15+20 | Low | 39728 | 39899 | 256QAM | 32.391 | 33.726 | PASS |
| 41C | 15+10 | Mid | 40571 | 40691 | QPSK | 22.995 | 24.243 | PASS |
| 41C | 15+10 | Mid | 40571 | 40691 | 16QAM | 23.089 | 24.107 | PASS |
| 41C | 15+10 | Mid | 40571 | 40691 | 64QAM | 23.042 | 24.189 | PASS |
| 41C | 15+10 | Mid | 40571 | 40691 | 256QAM | 22.990 | 24.236 | PASS |
| 41C | 15+15 | Mid | 40545 | 40695 | QPSK | 28.163 | 29.293 | PASS |
| 41C | 15+15 | Mid | 40545 | 40695 | 16QAM | 28.281 | 29.369 | PASS |
| 41C | 15+15 | Mid | 40545 | 40695 | 64QAM | 28.111 | 29.799 | PASS |
| 41C | 15+15 | Mid | 40545 | 40695 | 256QAM | 27.792 | 29.061 | PASS |
| 41C | 15+20 | Mid | 40523 | 40694 | QPSK | 32.387 | 33.850 | PASS |
| 41C | 15+20 | Mid | 40523 | 40694 | 16QAM | 32.414 | 33.936 | PASS |
| 41C | 15+20 | Mid | 40523 | 40694 | 64QAM | 32.410 | 34.533 | PASS |
| 41C | 15+20 | Mid | 40523 | 40694 | 256QAM | 32.403 | 33.879 | PASS |
| 41C | 15+10 | High | 41417 | 41537 | QPSK | 23.092 | 24.056 | PASS |
| 41C | 15+10 | High | 41417 | 41537 | 16QAM | 23.069 | 24.114 | PASS |
| 41C | 15+10 | High | 41417 | 41537 | 64QAM | 23.079 | 24.125 | PASS |
| 41C | 15+10 | High | 41417 | 41537 | 256QAM | 22.877 | 23.934 | PASS |
| 41C | 15+15 | High | 41365 | 41515 | QPSK | 23.008 | 24.158 | PASS |
| 41C | 15+15 | High | 41365 | 41515 | 16QAM | 28.266 | 29.427 | PASS |
| 41C | 15+15 | High | 41365 | 41515 | 64QAM | 28.180 | 29.838 | PASS |
| 41C | 15+15 | High | 41365 | 41515 | 256QAM | 28.217 | 31.383 | PASS |
| 41C | 15+20 | High | 41319 | 41490 | QPSK | 32.475 | 34.428 | PASS |
| 41C | 15+20 | High | 41319 | 41490 | 16QAM | 32.452 | 33.846 | PASS |
| 41C | 15+20 | High | 41319 | 41490 | 64QAM | 32.391 | 34.561 | PASS |
| 41C | 15+20 | High | 41319 | 41490 | 256QAM | 31.443 | 33.151 | PASS |
| 41C | 20+5 | Low | 39750 | 39867 | QPSK | 22.742 | 23.731 | PASS |



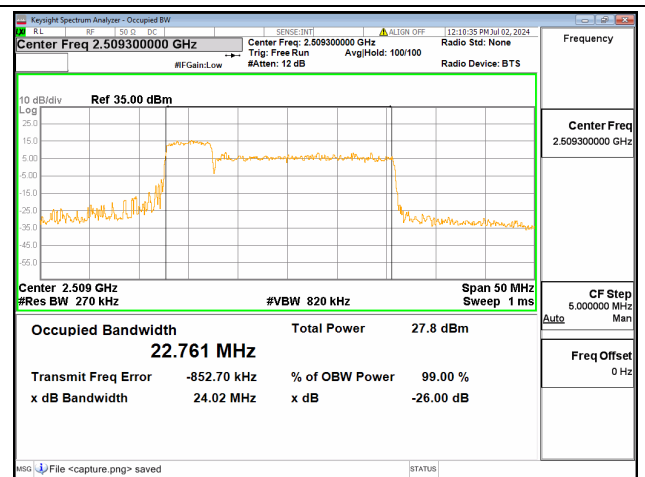
| | | | | | | | | |
|-----|-------|------|-------|-------|--------|--------|--------|------|
| 41C | 20+5 | Low | 39750 | 39867 | 16QAM | 22.712 | 23.764 | PASS |
| 41C | 20+5 | Low | 39750 | 39867 | 64QAM | 22.709 | 23.756 | PASS |
| 41C | 20+5 | Low | 39750 | 39867 | 256QAM | 22.802 | 23.693 | PASS |
| 41C | 20+10 | Low | 39750 | 39894 | QPSK | 27.630 | 28.910 | PASS |
| 41C | 20+10 | Low | 39750 | 39894 | 16QAM | 27.629 | 28.935 | PASS |
| 41C | 20+10 | Low | 39750 | 39894 | 64QAM | 27.482 | 28.752 | PASS |
| 41C | 20+10 | Low | 39750 | 39894 | 256QAM | 27.571 | 28.820 | PASS |
| 41C | 20+15 | Low | 39750 | 39921 | QPSK | 32.483 | 33.783 | PASS |
| 41C | 20+15 | Low | 39750 | 39921 | 16QAM | 32.505 | 33.757 | PASS |
| 41C | 20+15 | Low | 39750 | 39921 | 64QAM | 32.448 | 33.772 | PASS |
| 41C | 20+15 | Low | 39750 | 39921 | 256QAM | 32.460 | 33.713 | PASS |
| 41C | 20+20 | Low | 39750 | 39948 | QPSK | 37.289 | 39.962 | PASS |
| 41C | 20+20 | Low | 39750 | 39948 | 16QAM | 37.261 | 38.956 | PASS |
| 41C | 20+20 | Low | 39750 | 39948 | 64QAM | 37.324 | 39.049 | PASS |
| 41C | 20+20 | Low | 39750 | 39948 | 256QAM | 37.313 | 38.921 | PASS |
| 41C | 20+5 | Mid | 40595 | 40712 | QPSK | 22.788 | 23.790 | PASS |
| 41C | 20+5 | Mid | 40595 | 40712 | 16QAM | 22.766 | 23.865 | PASS |
| 41C | 20+5 | Mid | 40595 | 40712 | 64QAM | 22.778 | 23.840 | PASS |
| 41C | 20+5 | Mid | 40595 | 40712 | 256QAM | 24.841 | 27.951 | PASS |
| 41C | 20+10 | Mid | 40571 | 40715 | QPSK | 27.624 | 30.410 | PASS |
| 41C | 20+10 | Mid | 40571 | 40715 | 16QAM | 27.606 | 28.994 | PASS |
| 41C | 20+10 | Mid | 40571 | 40715 | 64QAM | 27.665 | 28.872 | PASS |
| 41C | 20+10 | Mid | 40571 | 40715 | 256QAM | 27.559 | 28.830 | PASS |
| 41C | 20+15 | Mid | 40546 | 40717 | QPSK | 32.431 | 33.818 | PASS |
| 41C | 20+15 | Mid | 40546 | 40717 | 16QAM | 32.578 | 34.030 | PASS |
| 41C | 20+15 | Mid | 40546 | 40717 | 64QAM | 32.469 | 34.729 | PASS |
| 41C | 20+15 | Mid | 40546 | 40717 | 256QAM | 32.370 | 33.692 | PASS |
| 41C | 20+20 | Mid | 40521 | 40719 | QPSK | 37.327 | 38.986 | PASS |
| 41C | 20+20 | Mid | 40521 | 40719 | 16QAM | 37.253 | 38.750 | PASS |
| 41C | 20+20 | Mid | 40521 | 40719 | 64QAM | 37.316 | 39.011 | PASS |
| 41C | 20+20 | Mid | 40521 | 40719 | 256QAM | 37.330 | 39.148 | PASS |
| 41C | 20+5 | High | 41440 | 41557 | QPSK | 22.827 | 23.712 | PASS |
| 41C | 20+5 | High | 41440 | 41557 | 16QAM | 22.846 | 23.773 | PASS |
| 41C | 20+5 | High | 41440 | 41557 | 64QAM | 22.774 | 24.127 | PASS |
| 41C | 20+5 | High | 41440 | 41557 | 256QAM | 22.839 | 23.751 | PASS |
| 41C | 20+10 | High | 41391 | 41535 | QPSK | 27.689 | 28.826 | PASS |
| 41C | 20+10 | High | 41391 | 41535 | 16QAM | 27.671 | 29.729 | PASS |
| 41C | 20+10 | High | 41391 | 41535 | 64QAM | 27.707 | 30.586 | PASS |



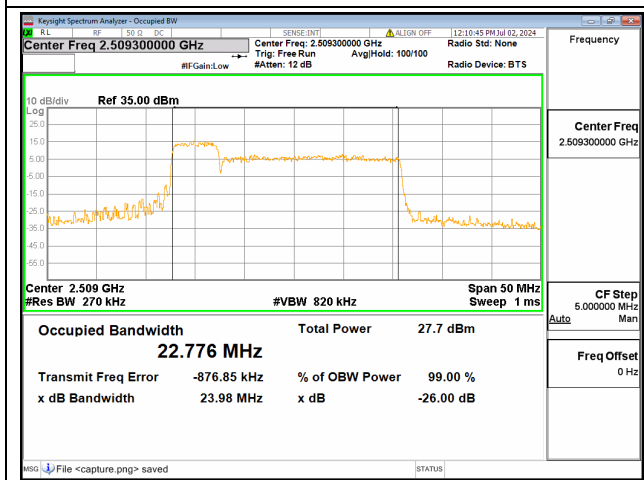
| | | | | | | | | |
|-----|-------|------|-------|-------|--------|--------|--------|------|
| 41C | 20+10 | High | 41391 | 41535 | 256QAM | 27.623 | 28.801 | PASS |
| 41C | 20+15 | High | 41341 | 41512 | QPSK | 32.516 | 33.882 | PASS |
| 41C | 20+15 | High | 41341 | 41512 | 16QAM | 32.503 | 33.868 | PASS |
| 41C | 20+15 | High | 41341 | 41512 | 64QAM | 32.488 | 34.741 | PASS |
| 41C | 20+15 | High | 41341 | 41512 | 256QAM | 31.403 | 34.810 | PASS |
| 41C | 20+20 | High | 41292 | 41490 | QPSK | 37.240 | 38.818 | PASS |
| 41C | 20+20 | High | 41292 | 41490 | 16QAM | 37.253 | 39.045 | PASS |
| 41C | 20+20 | High | 41292 | 41490 | 64QAM | 37.326 | 38.936 | PASS |
| 41C | 20+20 | High | 41292 | 41490 | 256QAM | 37.342 | 38.694 | PASS |



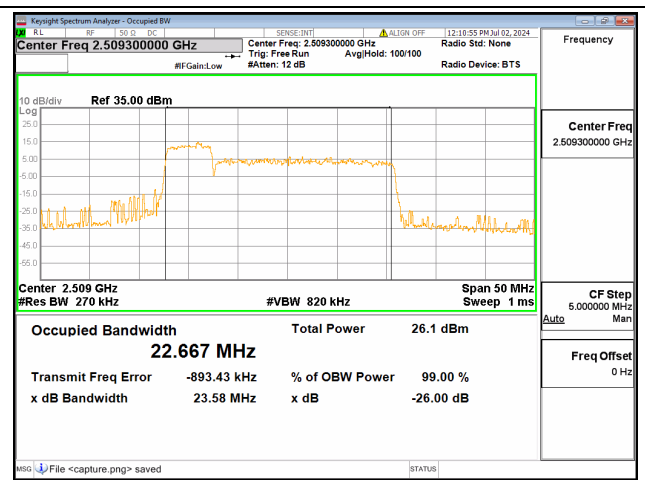
41C / 5+20MHz / QPSK/ Low CH



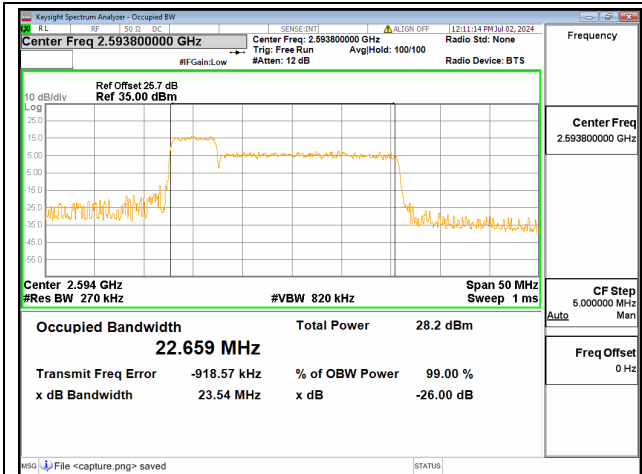
41C / 5+20MHz / 16QAM/ Low CH



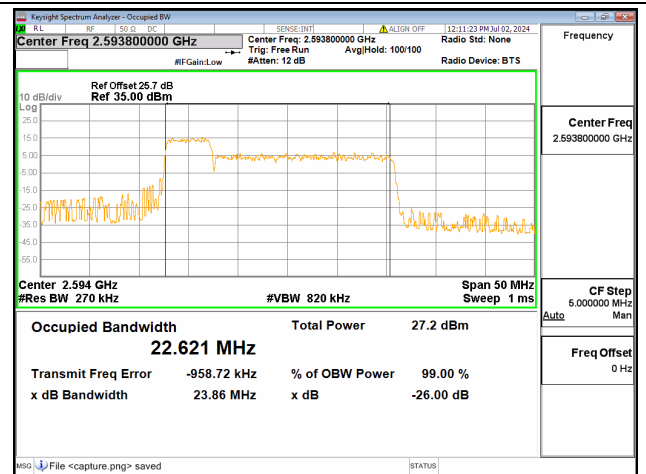
41C / 5+20MHz / 64QAM/ Low CH



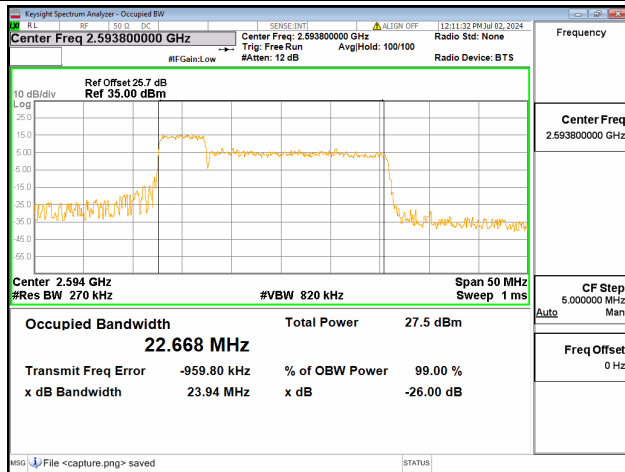
41C / 5+20MHz / 256QAM/ Low CH



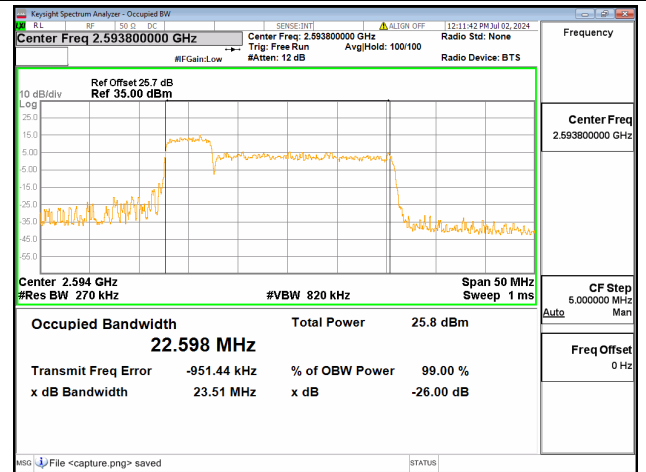
41C / 5+20MHz / QPSK/ Mid CH



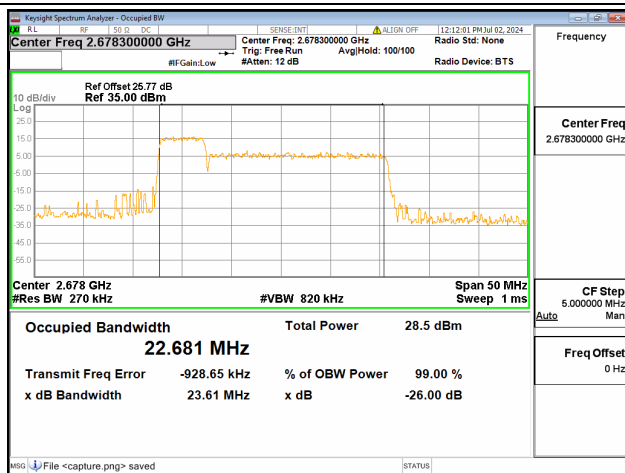
41C / 5+20MHz / 16QAM/ Mid CH



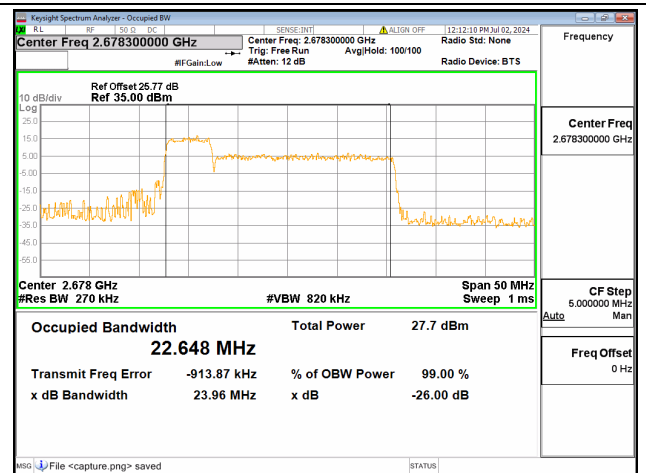
41C / 5+20MHz / 64QAM/ Mid CH



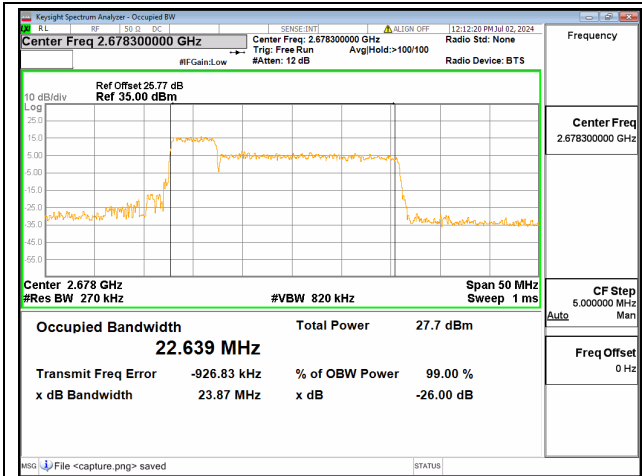
41C / 5+20MHz / 256QAM/ Mid CH



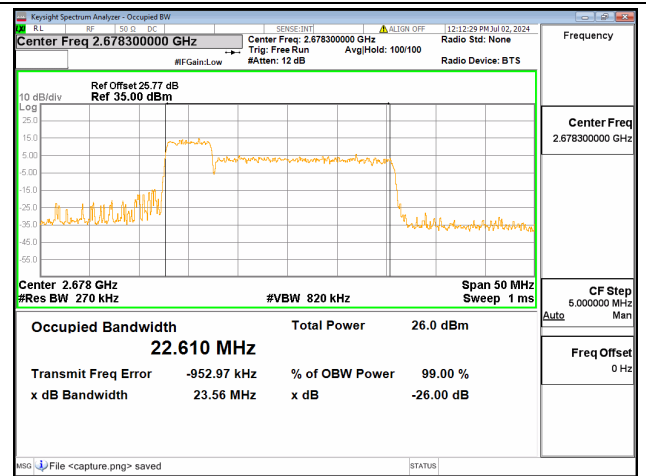
41C / 5+20MHz / QPSK/ High CH



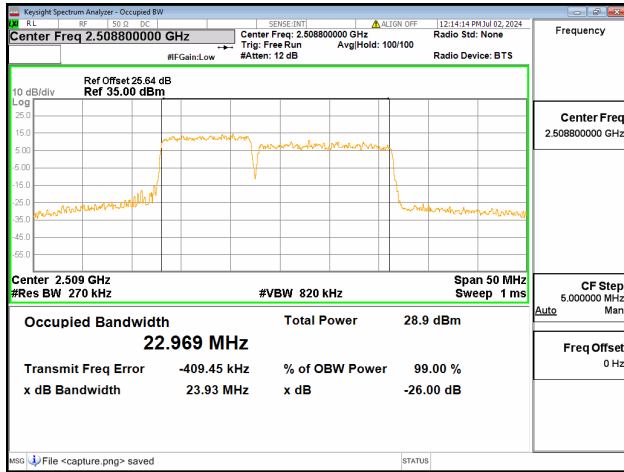
41C / 5+20MHz / 16QAM/ High CH



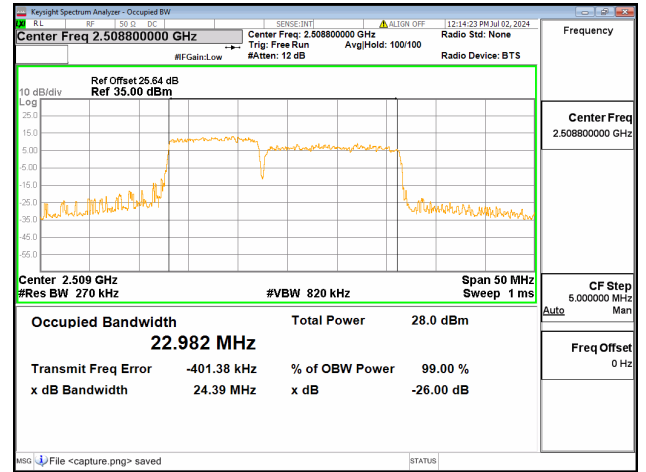
41C / 5+20MHz / 64QAM/ High CH



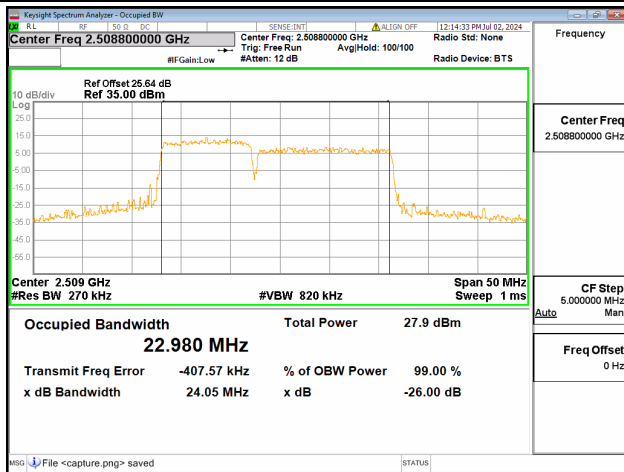
41C / 5+20MHz / 256QAM/ High CH



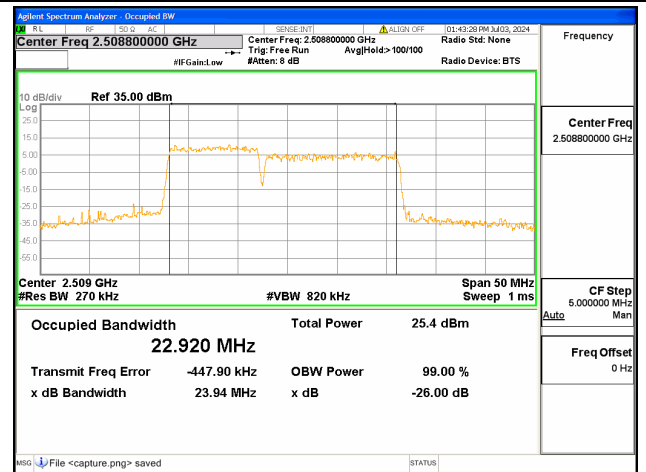
41C / 10+15MHz / QPSK/ Low CH



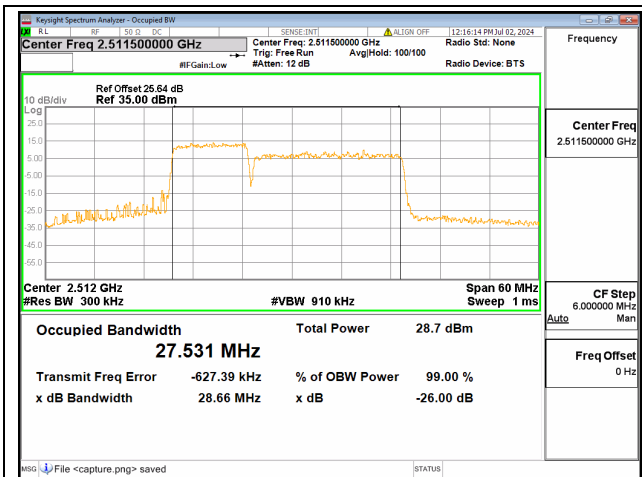
41C / 10+15MHz / 16QAM/ Low CH



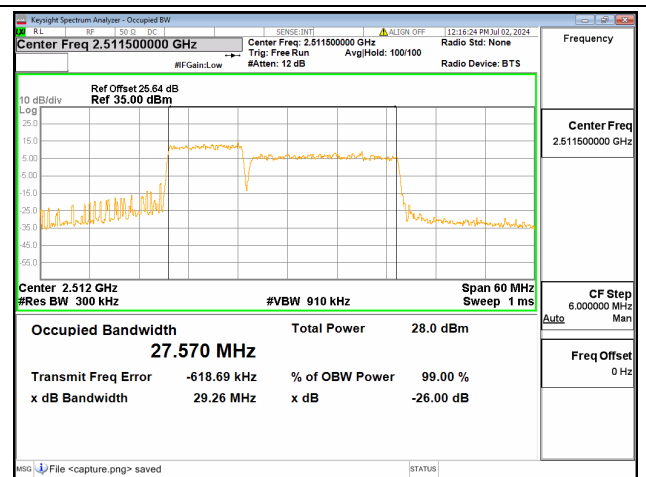
41C / 10+15MHz / 64QAM/ Low CH



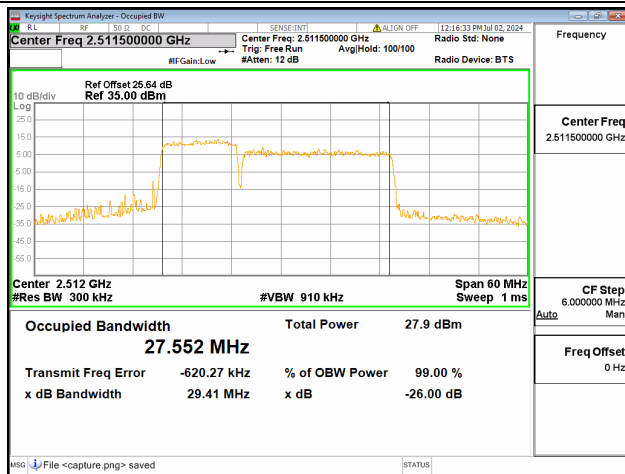
41C / 10+15MHz / 256QAM/ Low CH



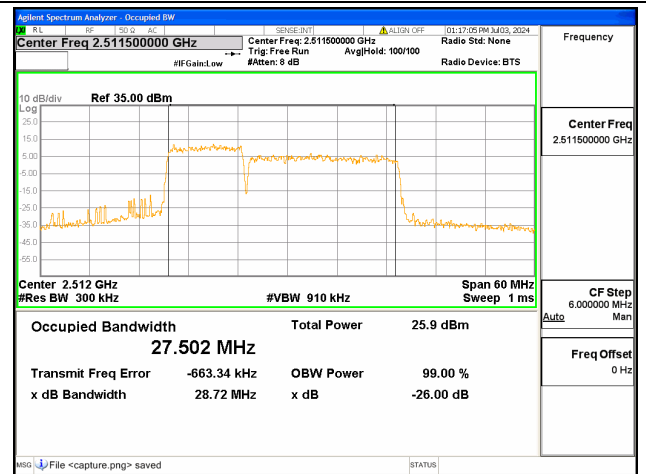
41C / 10+20MHz / QPSK/ Low CH



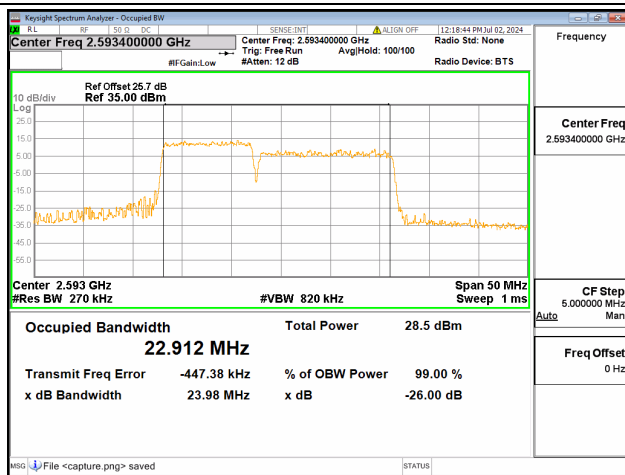
41C / 10+20MHz / 16QAM/ Low CH



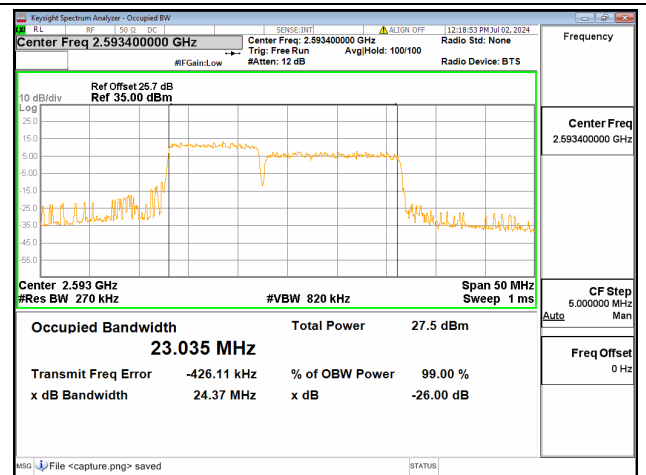
41C / 10+20MHz / 64QAM/ Low CH



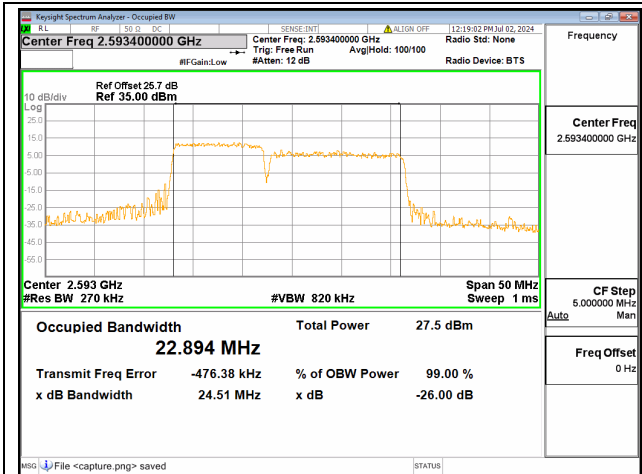
41C / 10+20MHz / 256QAM/ Low CH



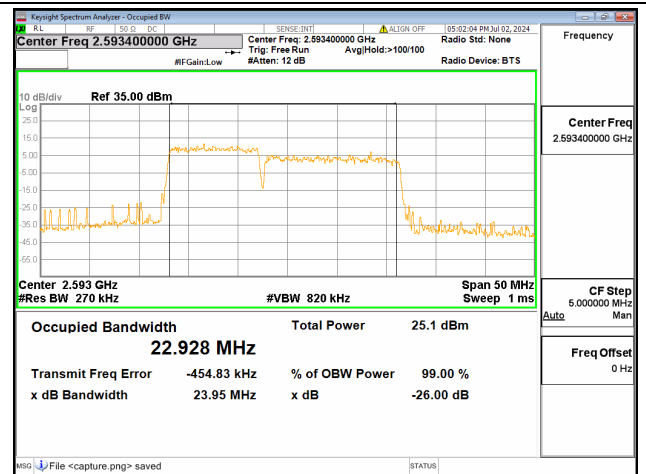
41C / 10+15MHz / QPSK/ Mid CH



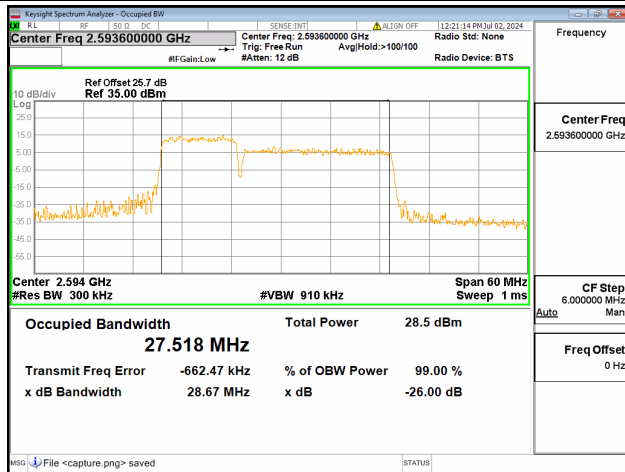
41C / 10+15MHz / 16QAM/ Mid CH



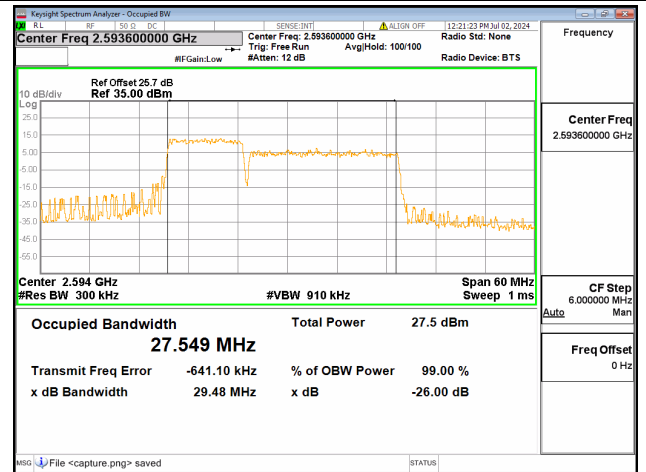
41C / 10+15MHz / 64QAM/ Mid CH



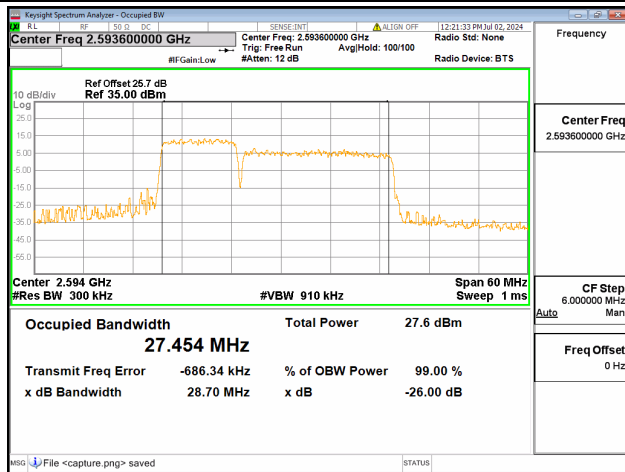
41C / 10+15MHz / 256QAM/ Mid CH



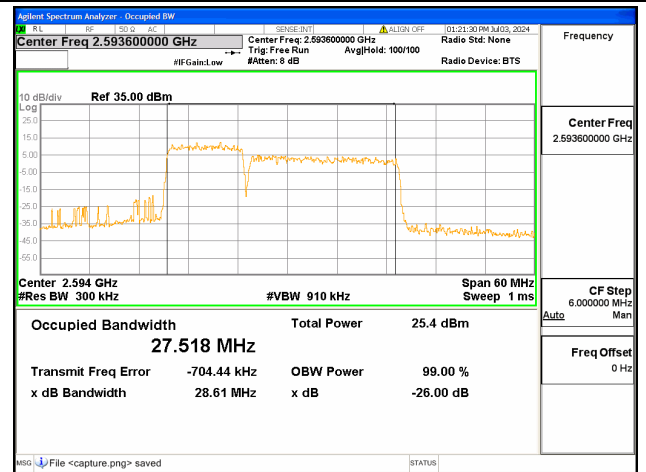
41C / 10+20MHz / QPSK/ Mid CH



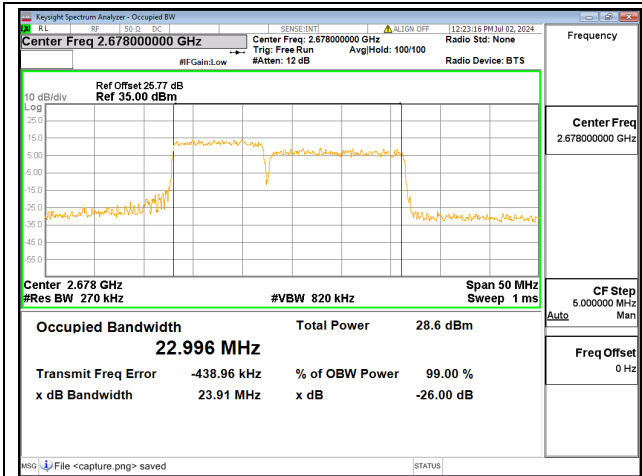
41C / 10+20MHz / 16QAM/ Mid CH



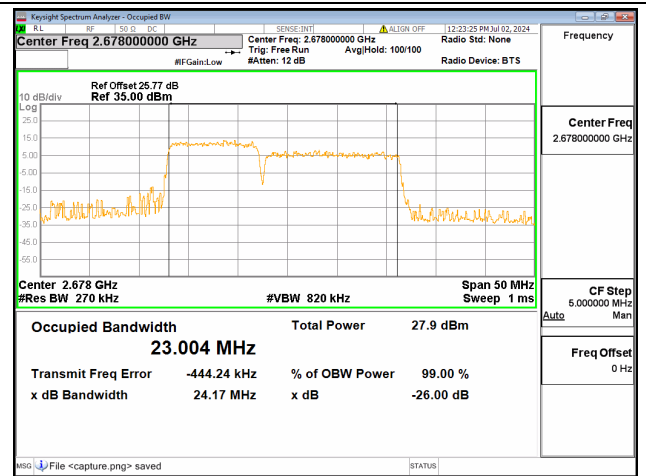
41C / 10+20MHz / 64QAM/ Mid CH



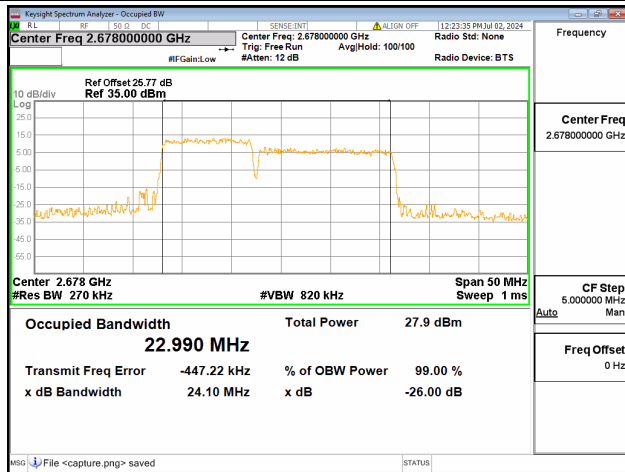
41C / 10+20MHz / 256QAM/ Mid CH



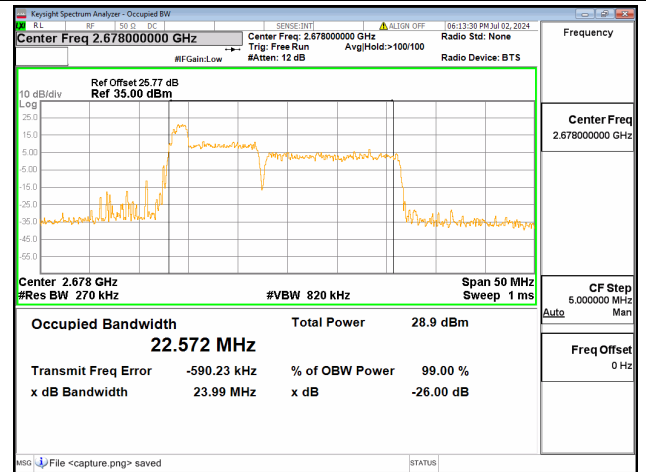
41C / 10+15MHz / QPSK/ High CH



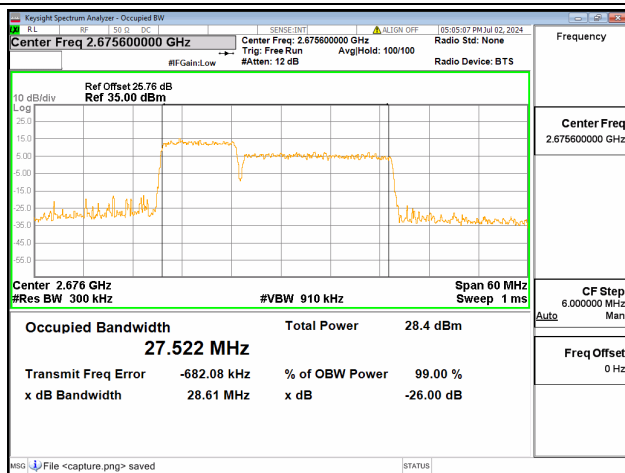
41C / 10+15MHz / 16QAM/ High CH



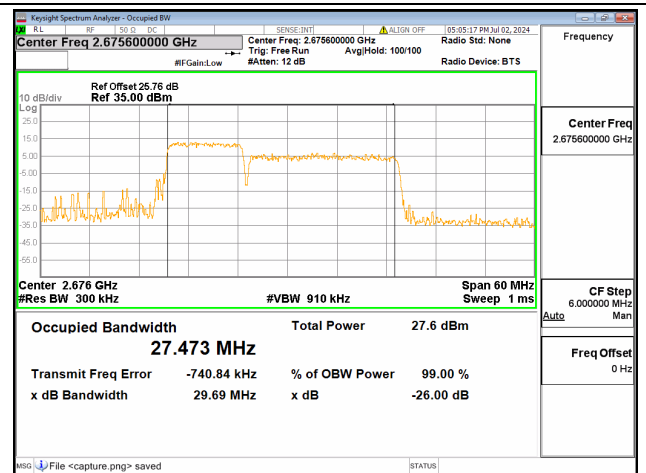
41C / 10+15MHz / 64QAM/ High CH



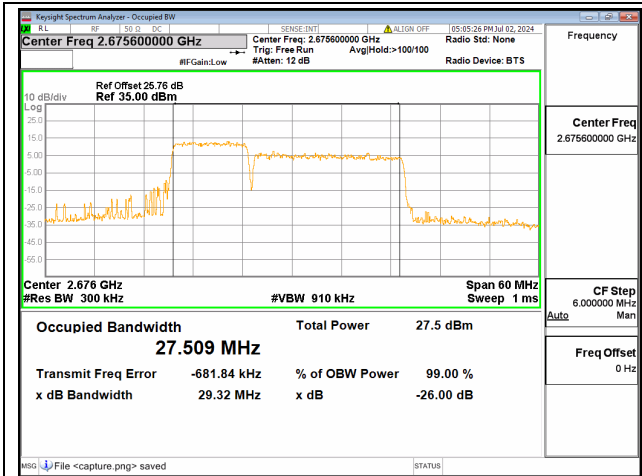
41C / 10+15MHz / 256QAM/ High CH



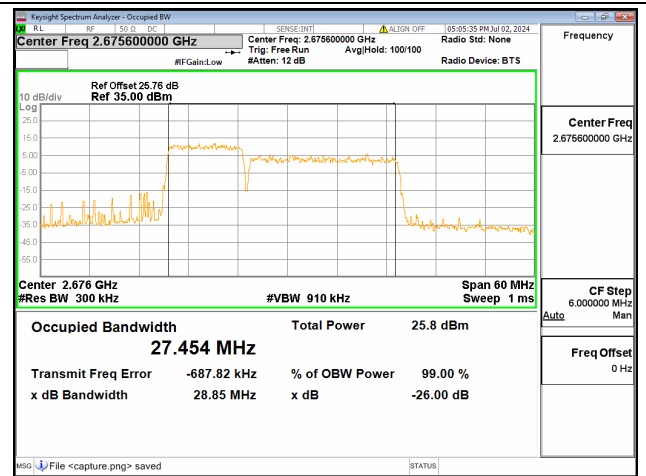
41C / 10+20MHz / QPSK/ High CH



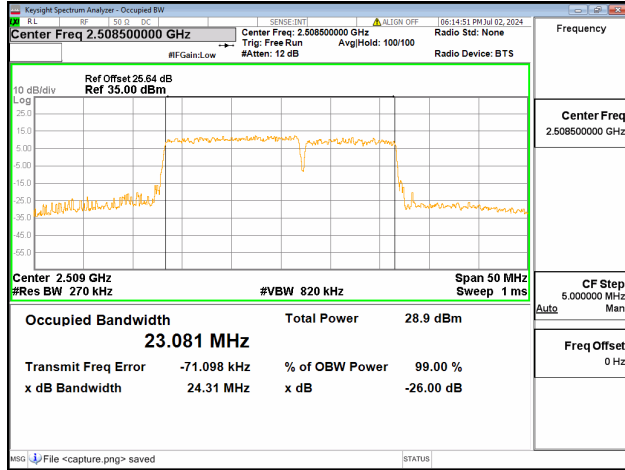
41C / 10+20MHz / 16QAM/ High CH



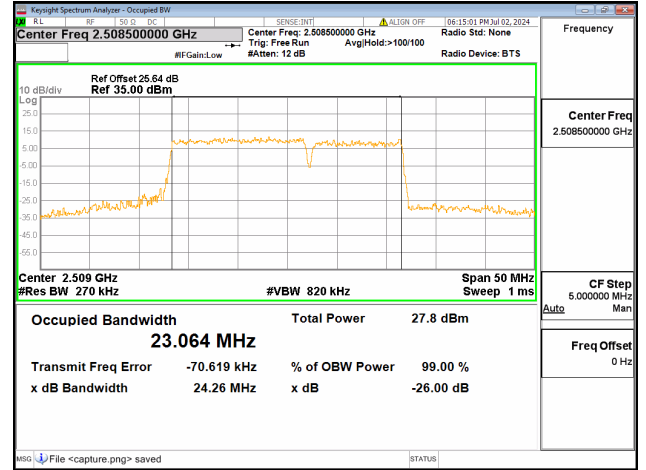
41C / 10+20MHz / 64QAM/ High CH



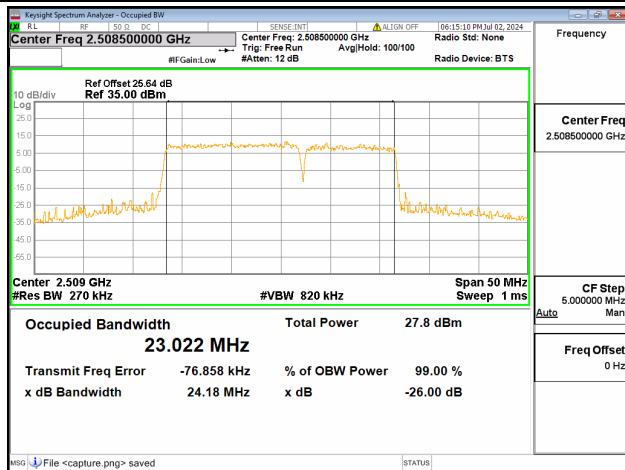
41C / 10+20MHz / 256QAM/ High CH



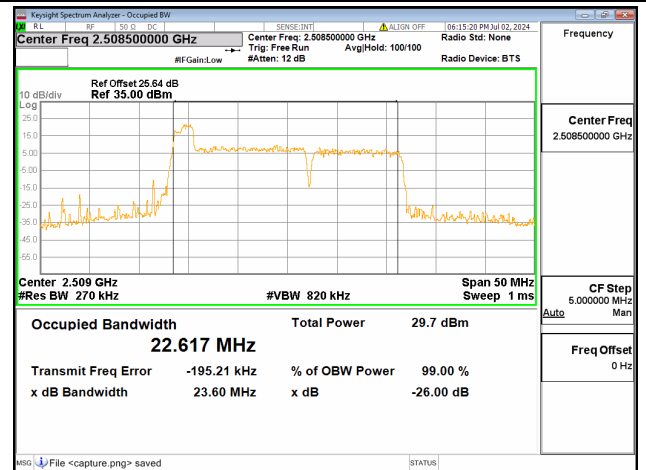
41C / 15+10MHz / QPSK/ Low CH



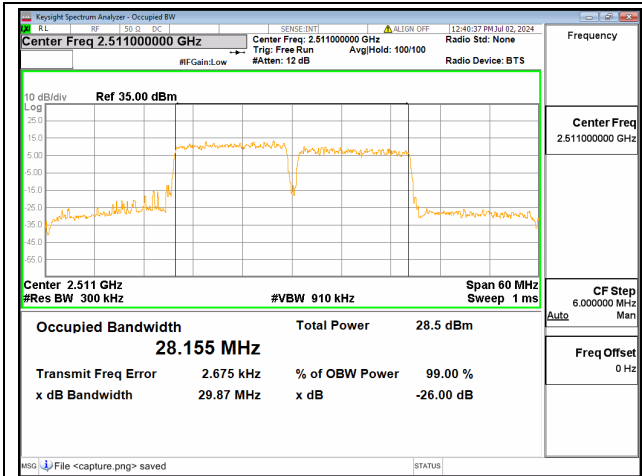
41C / 15+10MHz / 16QAM/ Low CH



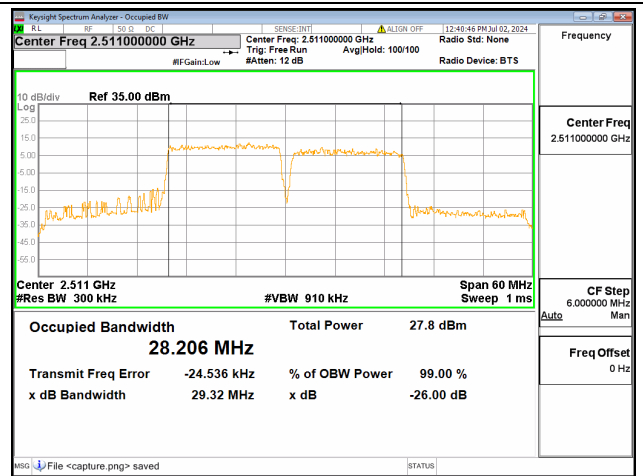
41C / 15+10MHz / 64QAM/ Low CH



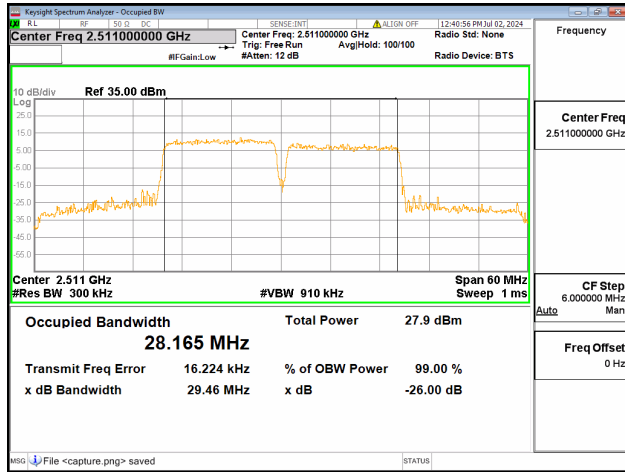
41C / 15+10MHz / 256QAM/ Low CH



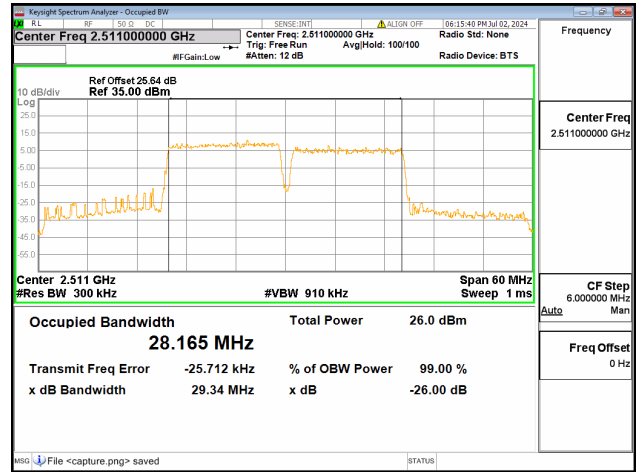
41C / 15+15MHz / QPSK/ Low CH



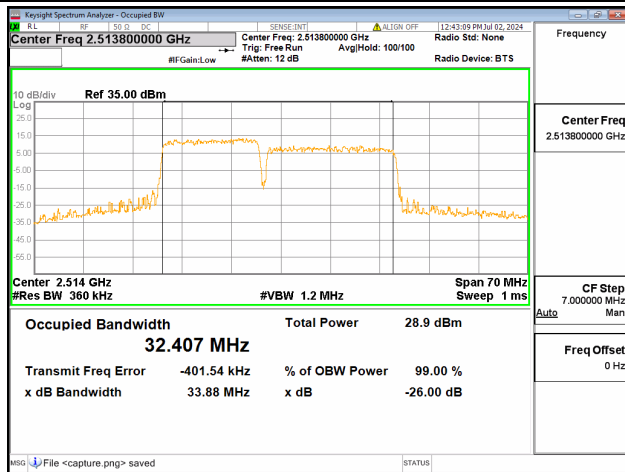
41C / 15+15MHz / 16QAM/ Low CH



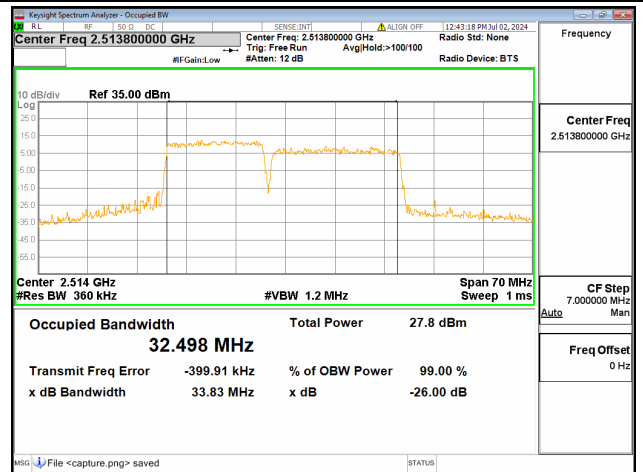
41C / 15+15MHz / 64QAM/ Low CH



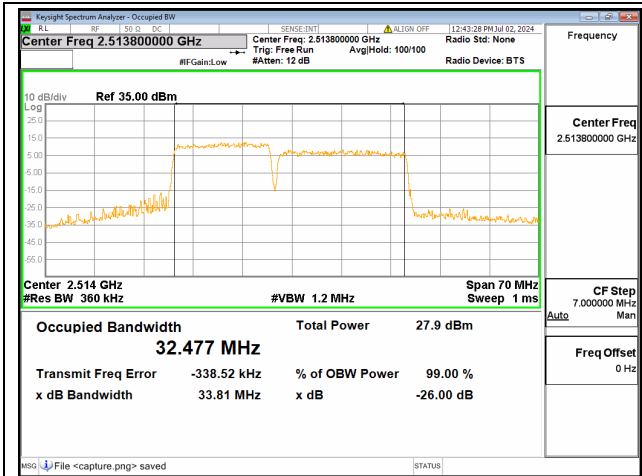
41C / 15+15MHz / 256QAM/ Low CH



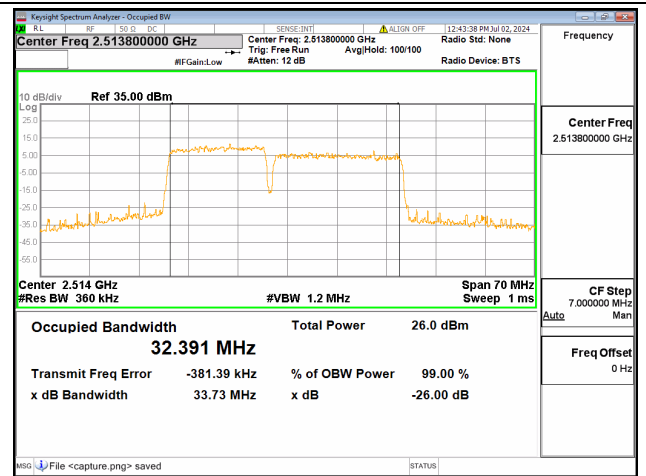
41C / 15+20MHz / QPSK/ Low CH



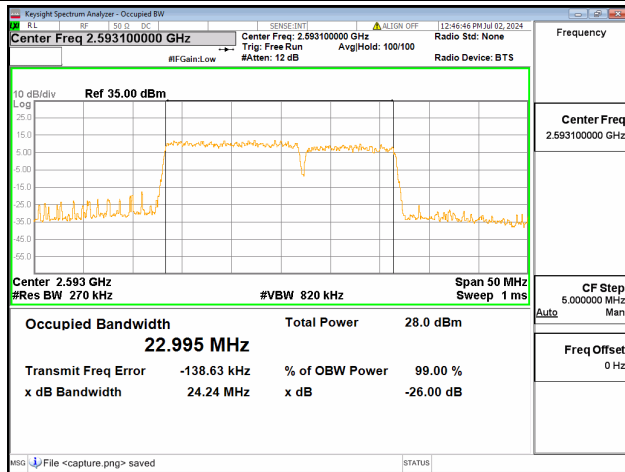
41C / 15+20MHz / 16QAM/ Low CH



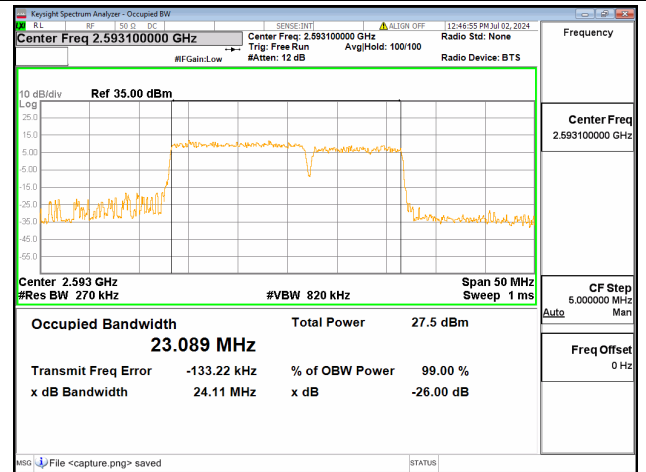
41C / 15+20MHz / 64QAM/ Low CH



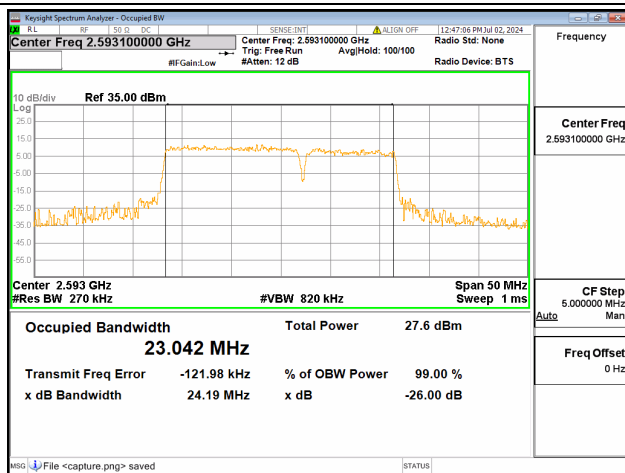
41C / 15+20MHz / 256QAM/ Low CH



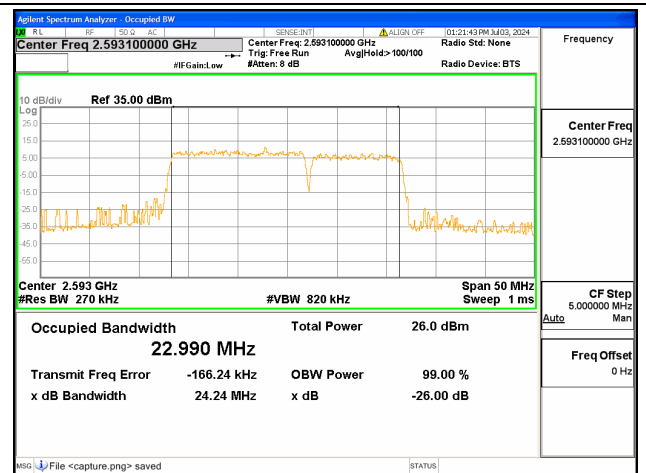
41C / 15+10MHz / QPSK/ Mid CH



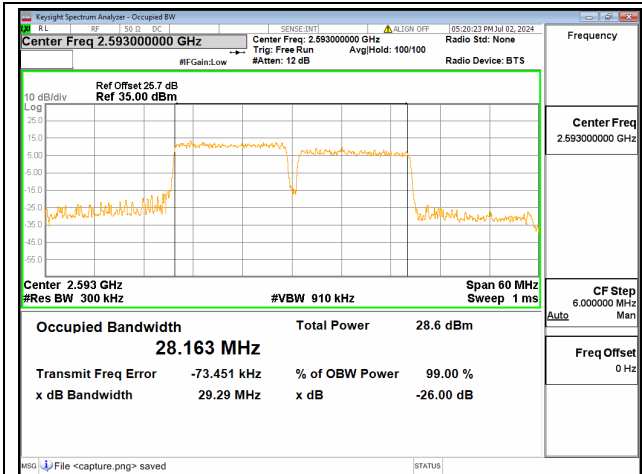
41C / 15+10MHz / 16QAM/ Mid CH



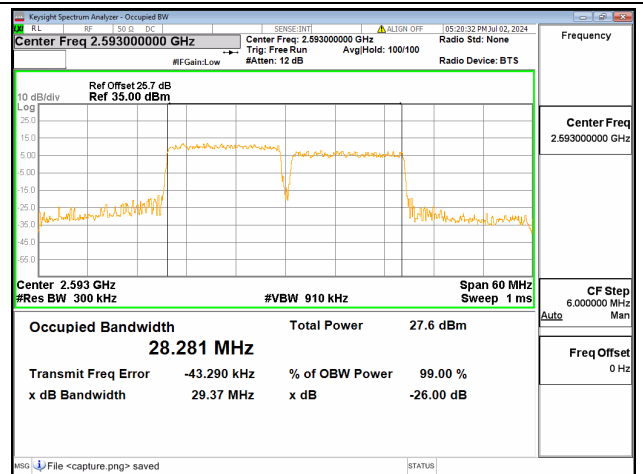
41C / 15+10MHz / 64QAM/ Mid CH



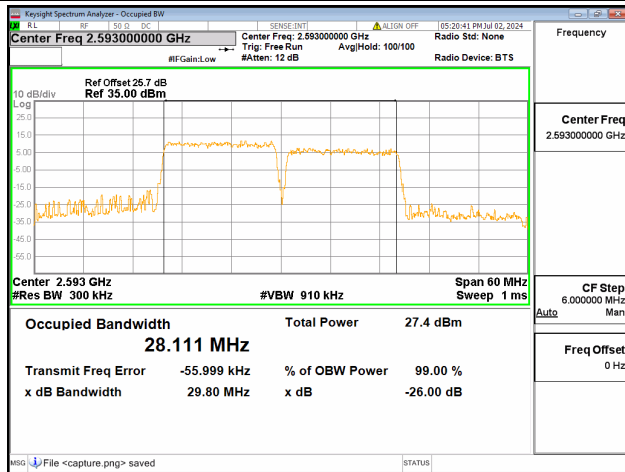
41C / 15+10MHz / 256QAM/ Mid CH



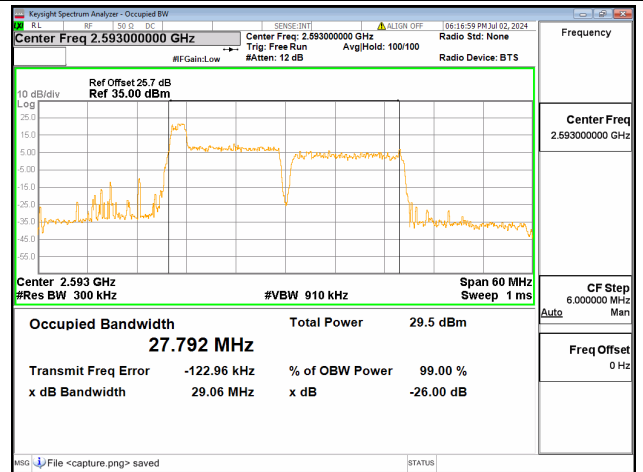
41C / 15+15MHz / QPSK/ Mid CH



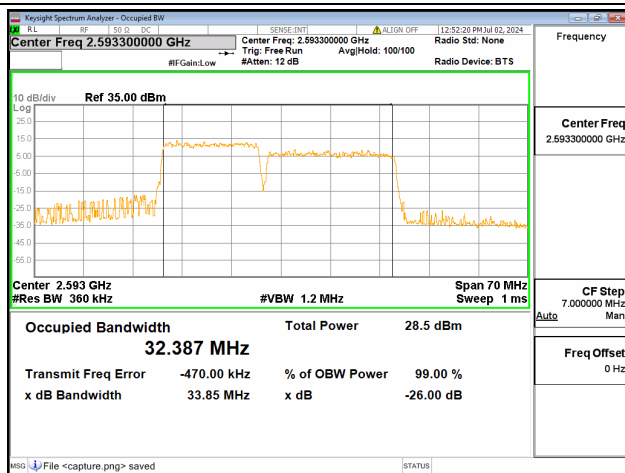
41C / 15+15MHz / 16QAM/ Mid CH



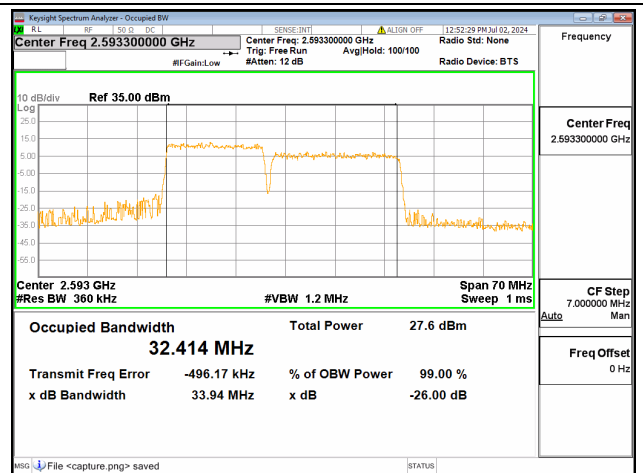
41C / 15+15MHz / 64QAM/ Mid CH



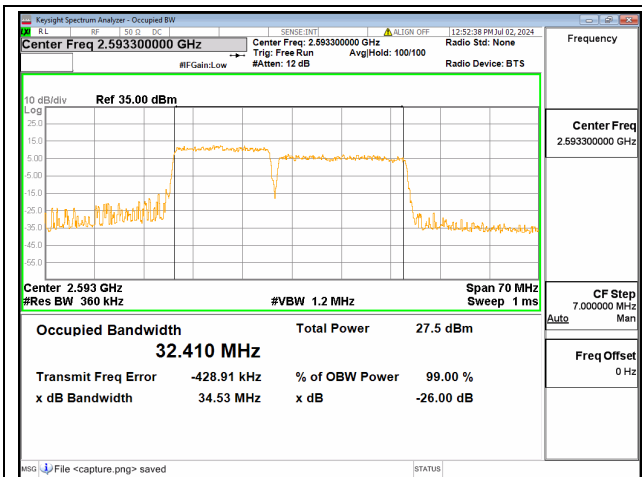
41C / 15+15MHz / 256QAM/ Mid CH



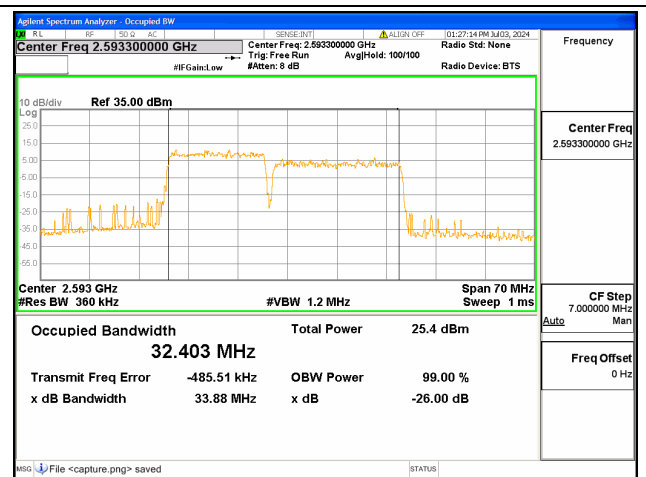
41C / 15+20MHz / QPSK/ Mid CH



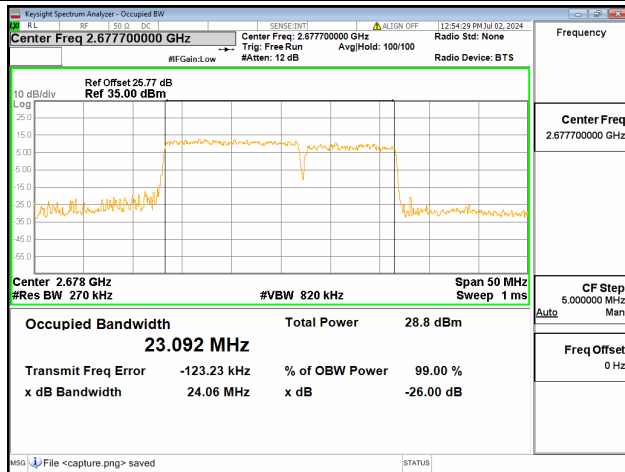
41C / 15+20MHz / 16QAM/ Mid CH



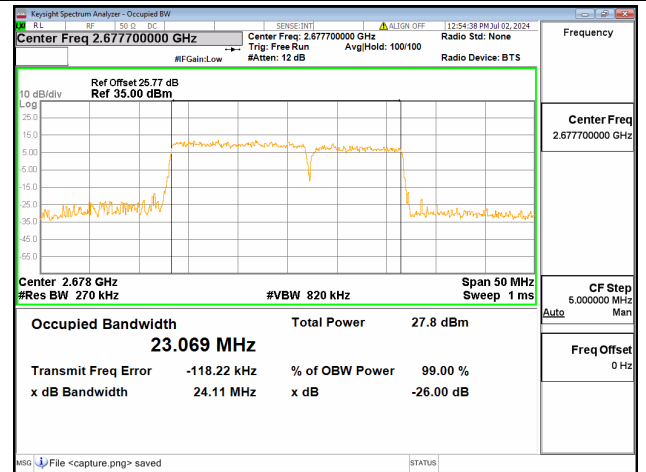
41C / 15+20MHz / 64QAM/ Mid CH



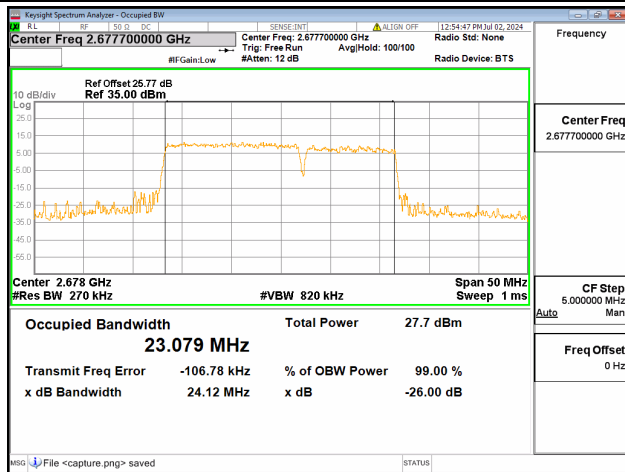
41C / 15+20MHz / 256QAM/ Mid CH



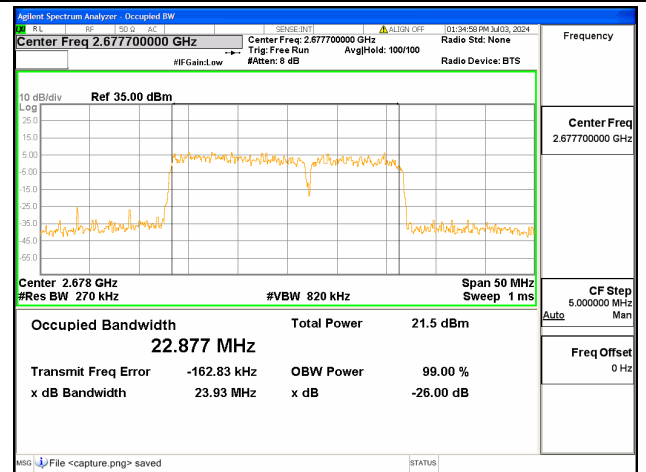
41C / 15+10MHz / QPSK/ High CH



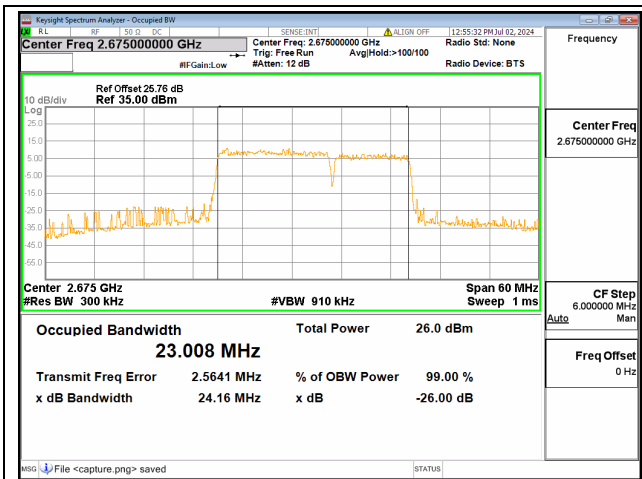
41C / 15+10MHz / 16QAM/ High CH



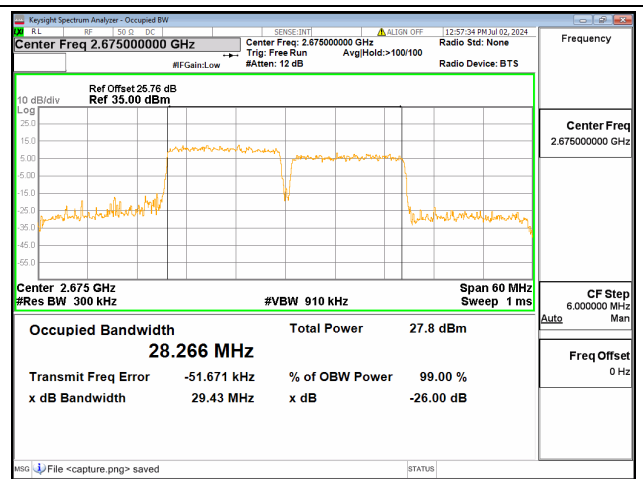
41C / 15+10MHz / 64QAM/ High CH



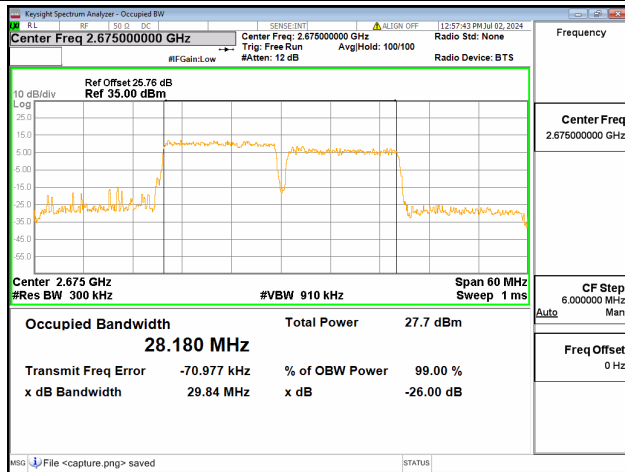
41C / 15+10MHz / 256QAM/ High CH



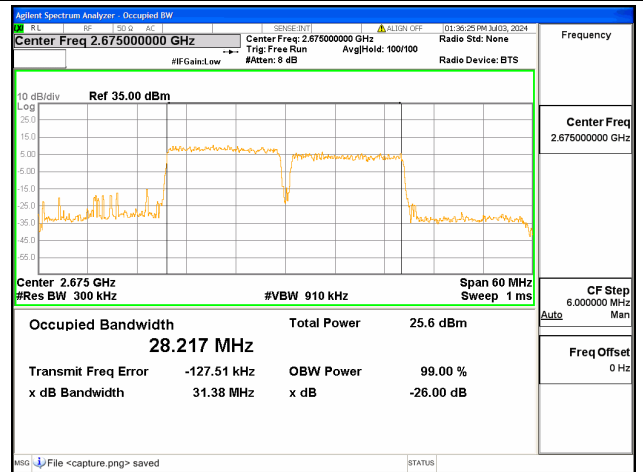
41C / 15+15MHz / QPSK/ High CH



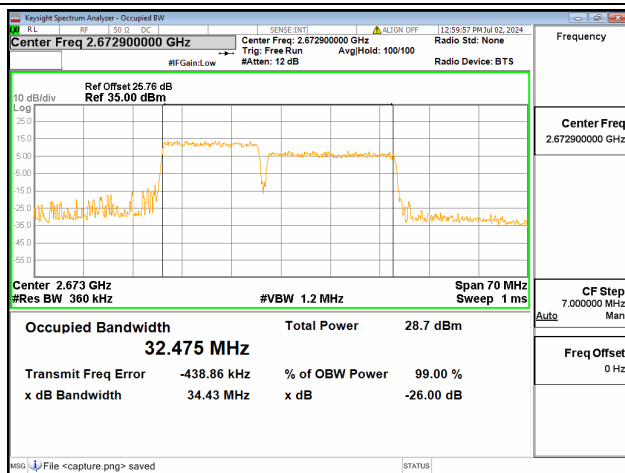
41C / 15+15MHz / 16QAM/ High CH



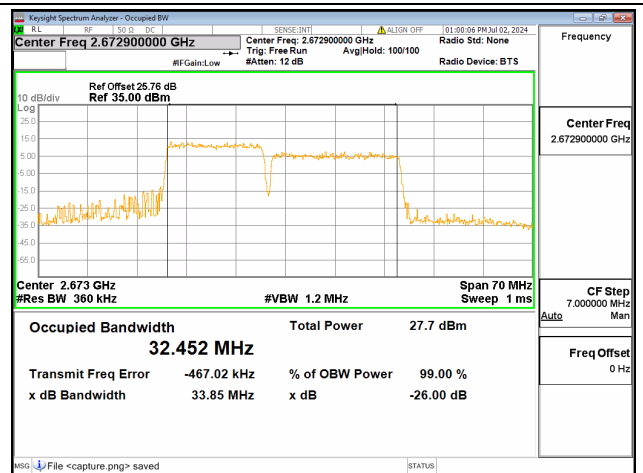
41C / 15+15MHz / 64QAM/ High CH



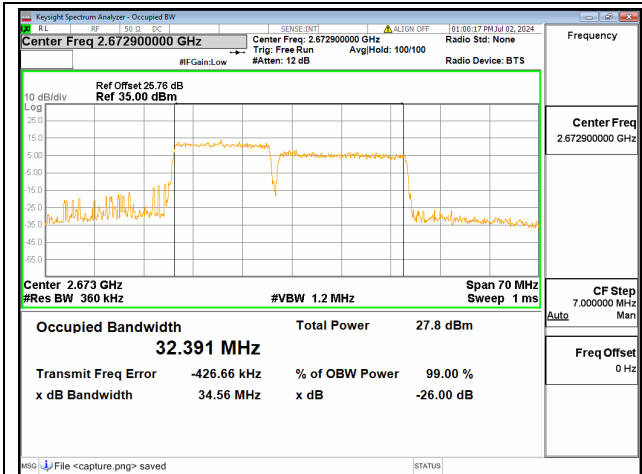
41C / 15+15MHz / 256QAM/ High CH



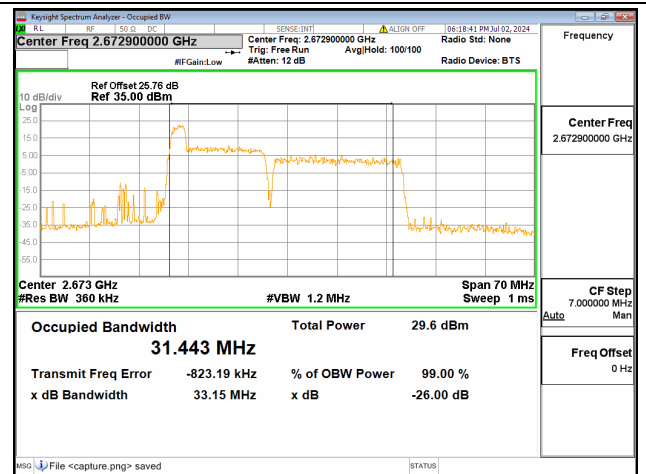
41C / 15+20MHz / QPSK/ High CH



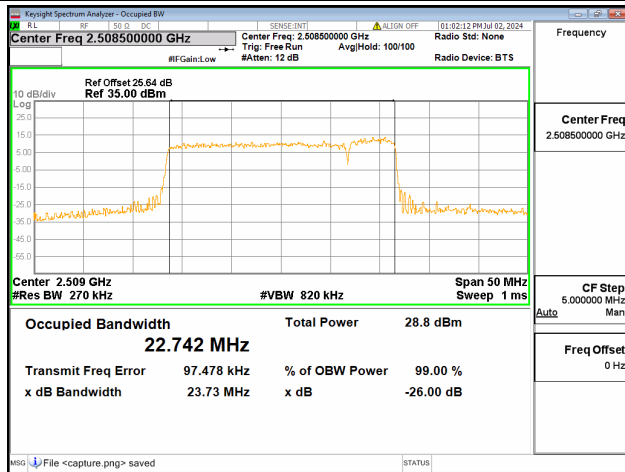
41C / 15+20MHz / 16QAM/ High CH



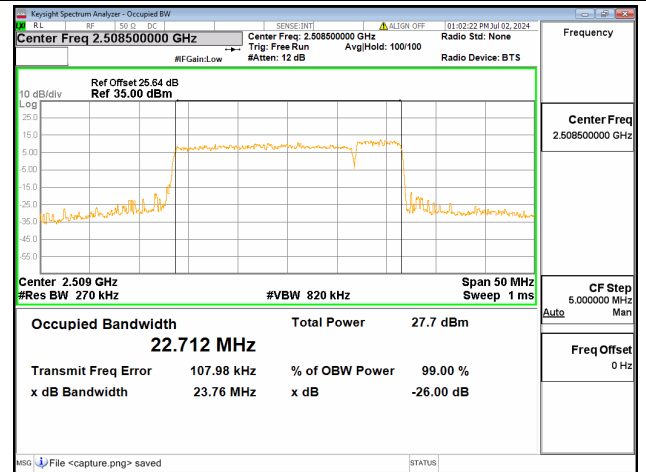
41C / 15+20MHz / 64QAM/ High CH



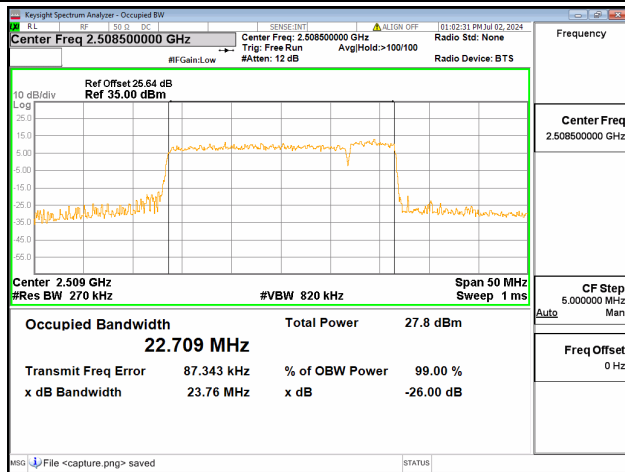
41C / 15+20MHz / 256QAM/ High CH



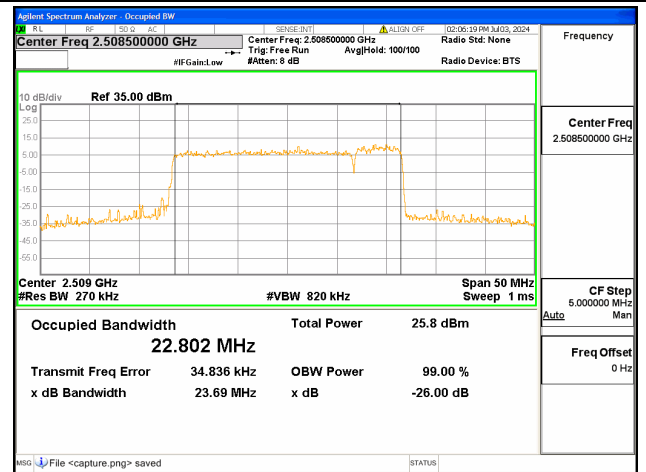
41C / 20+5MHz / QPSK/ Low CH



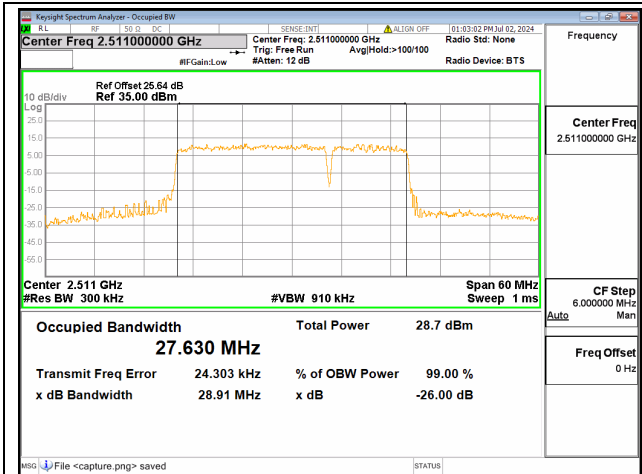
41C / 20+5MHz / 16QAM/ Low CH



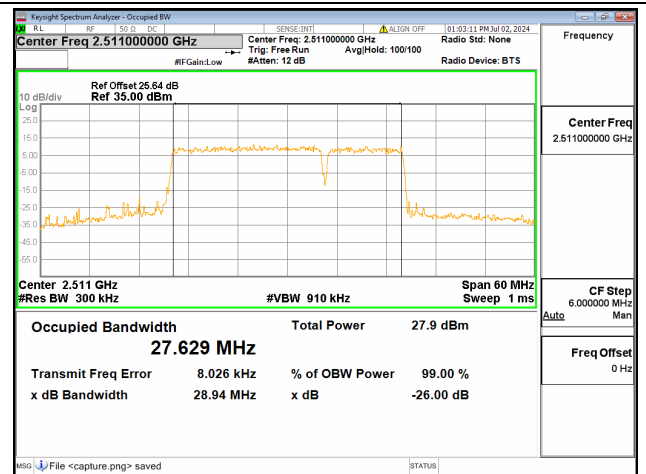
41C / 20+5MHz / 64QAM/ Low CH



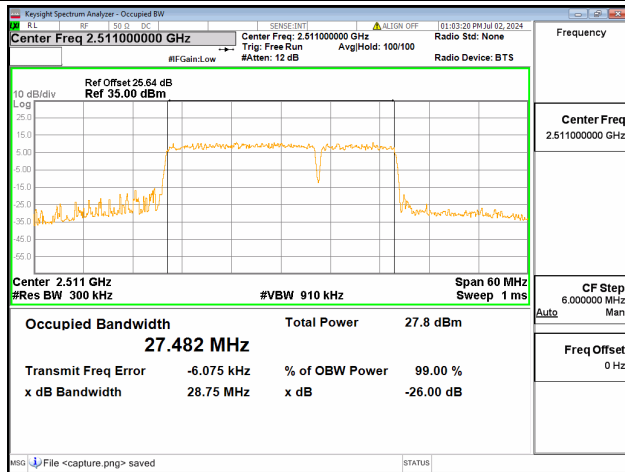
41C / 20+5MHz / 256QAM/ Low CH



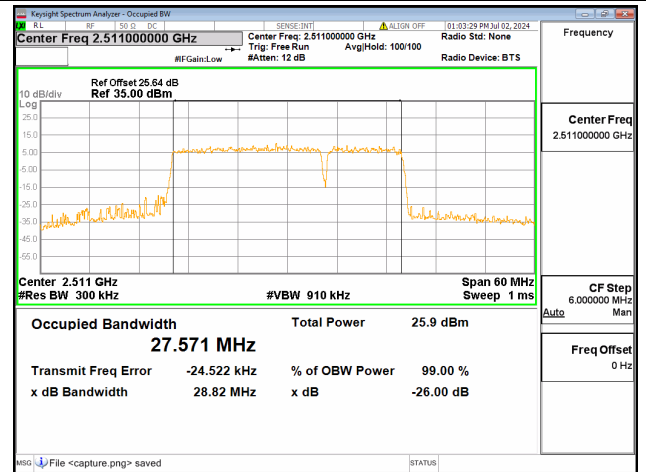
41C / 20+10MHz / QPSK/ Low CH



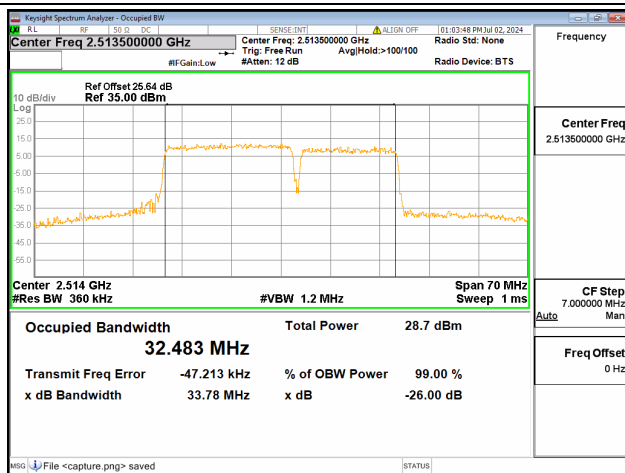
41C / 20+10MHz / 16QAM/ Low CH



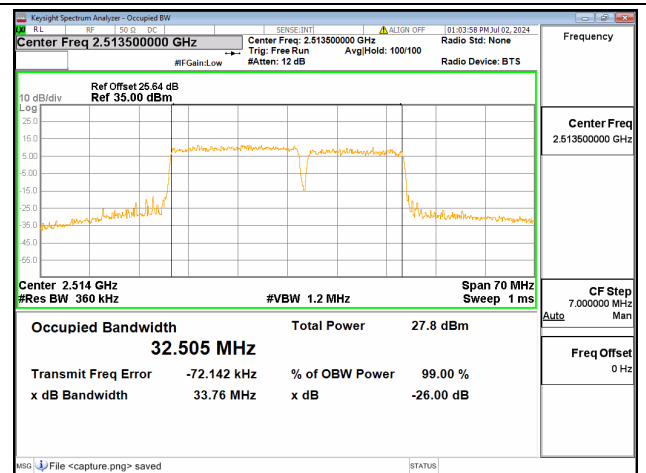
41C / 20+10MHz / 64QAM/ Low CH



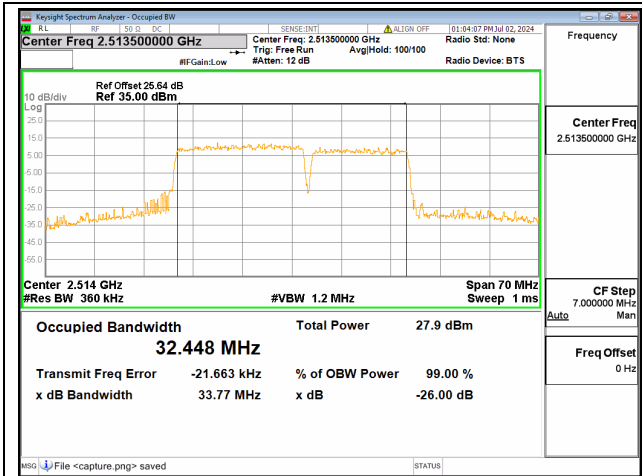
41C / 20+10MHz / 256QAM/ Low CH



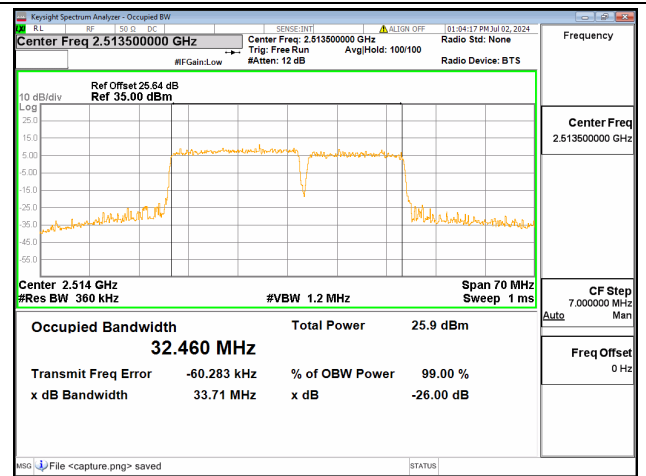
41C / 20+15MHz / QPSK/ Low CH



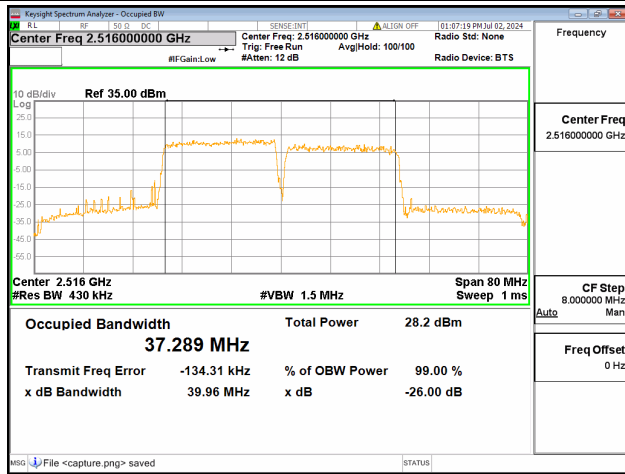
41C / 20+15MHz / 16QAM/ Low CH



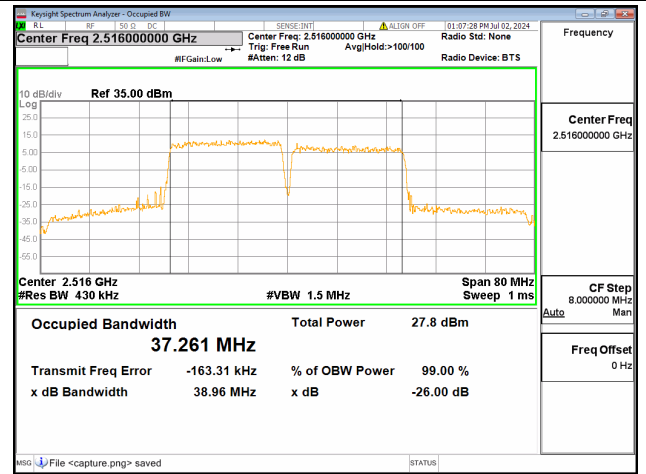
41C / 20+15MHz / 64QAM/ Low CH



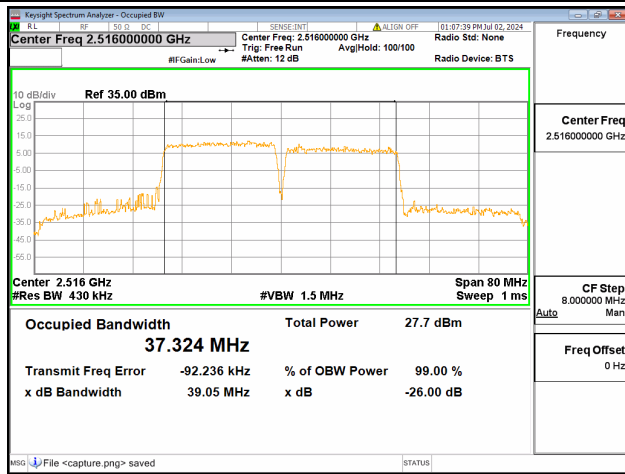
41C / 20+15MHz / 256QAM/ Low CH



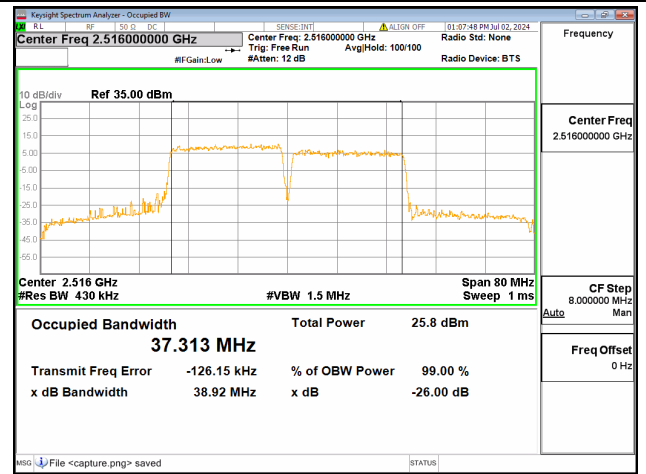
41C / 20+20MHz / QPSK/ Low CH



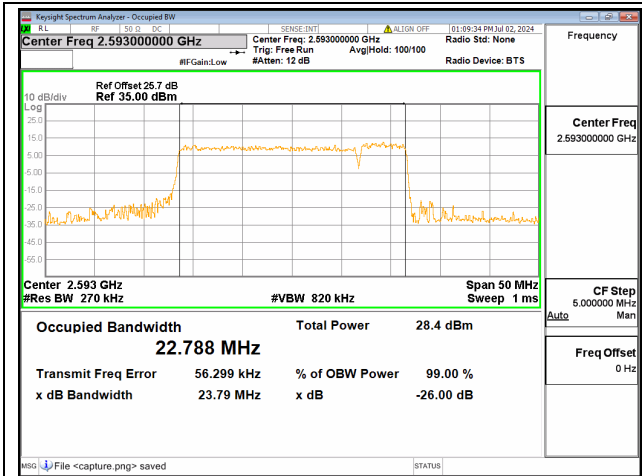
41C / 20+20MHz / 16QAM/ Low CH



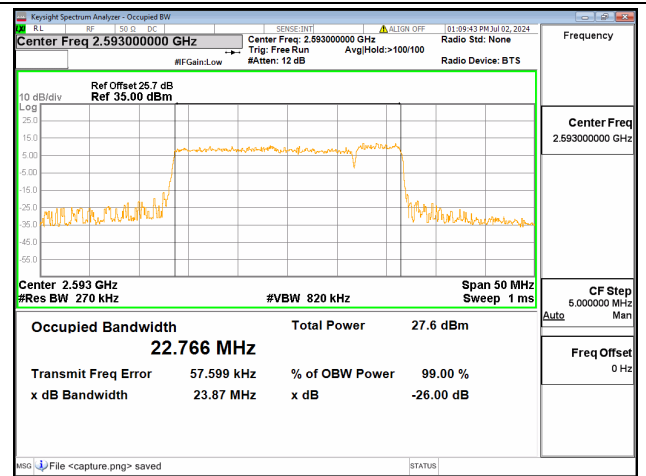
41C / 20+20MHz / 64QAM/ Low CH



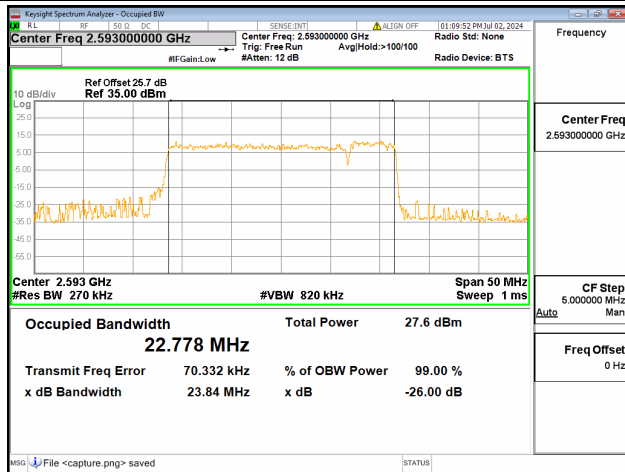
41C / 20+20MHz / 256QAM/ Low CH



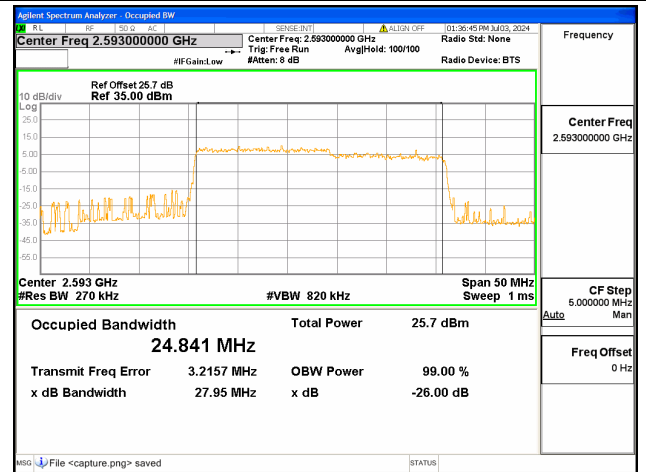
41C / 20+5MHz / QPSK/ Mid CH



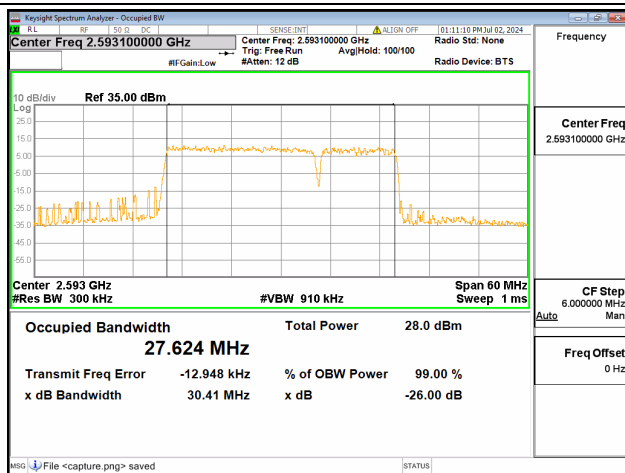
41C / 20+5MHz / 16QAM/ Mid CH



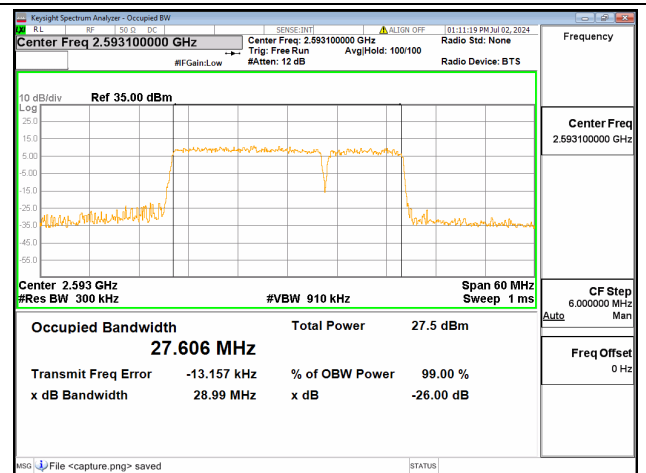
41C / 20+5MHz / 64QAM/ Mid CH



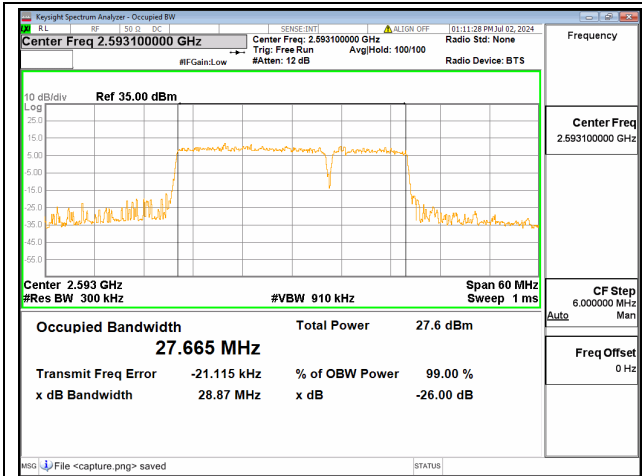
41C / 20+5MHz / 256QAM/ Mid CH



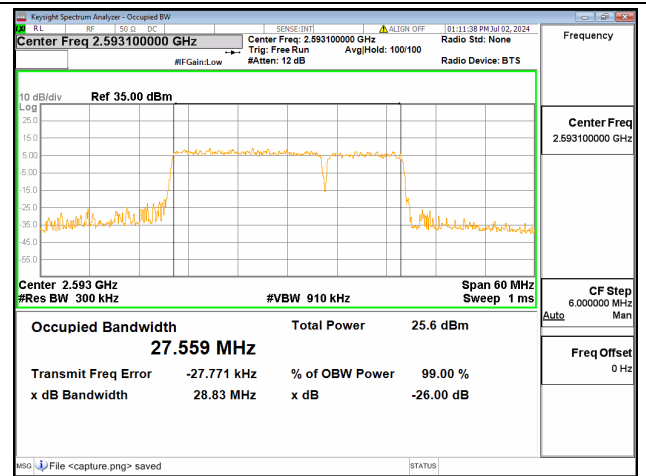
41C / 20+10MHz / QPSK/ Mid CH



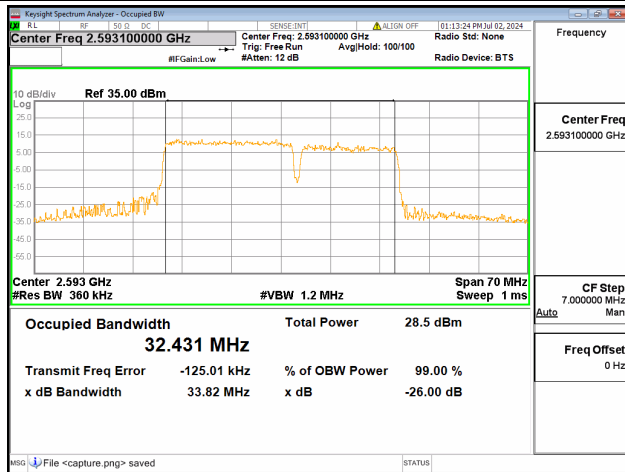
41C / 20+10MHz / 16QAM/ Mid CH



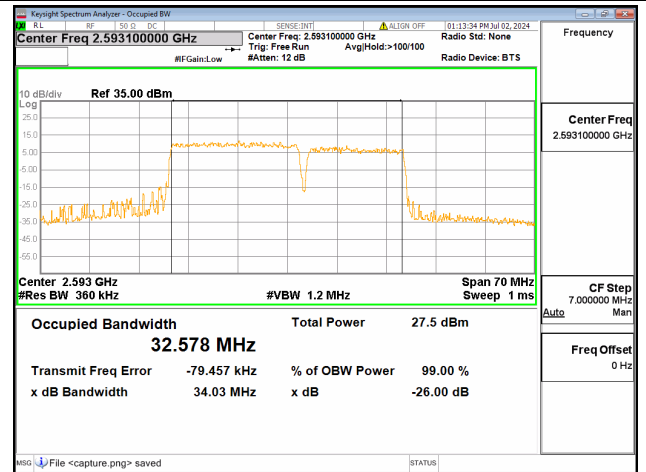
41C / 20+10MHz / 64QAM/ Mid CH



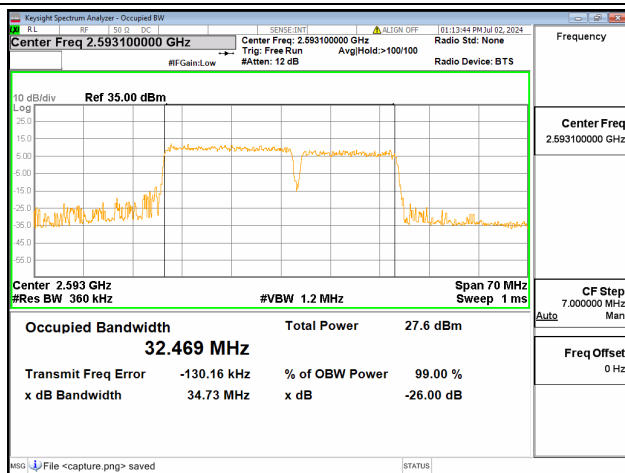
41C / 20+10MHz / 256QAM/ Mid CH



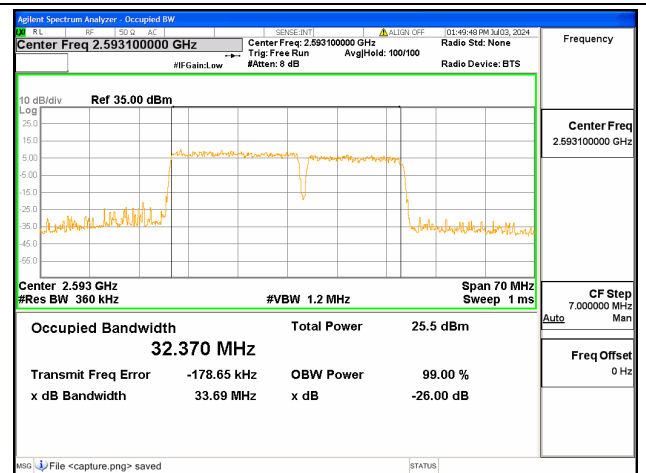
41C / 20+15MHz / QPSK/ Mid CH



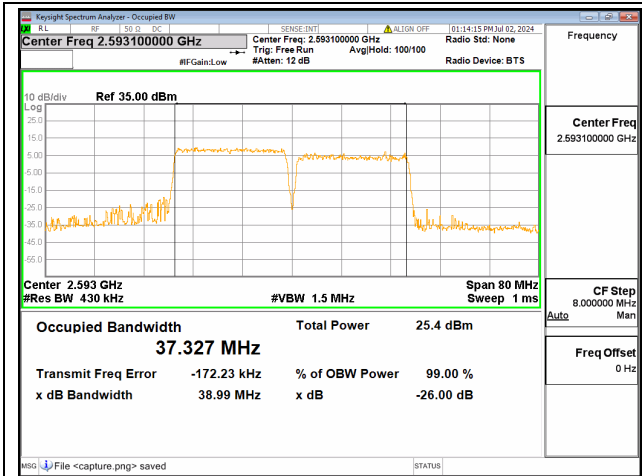
41C / 20+15MHz / 16QAM/ Mid CH



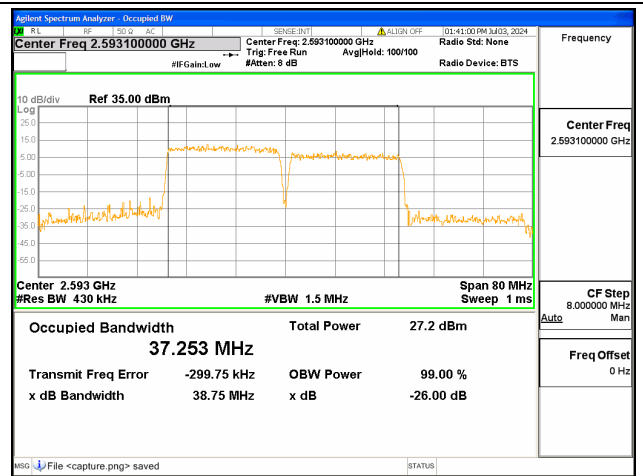
41C / 20+15MHz / 64QAM/ Mid CH



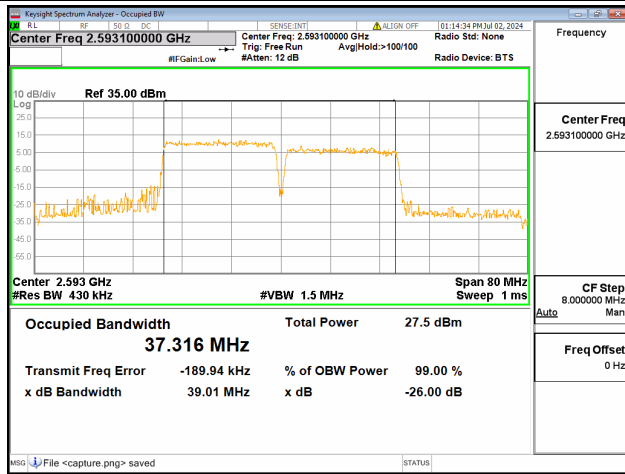
41C / 20+15MHz / 256QAM/ Mid CH



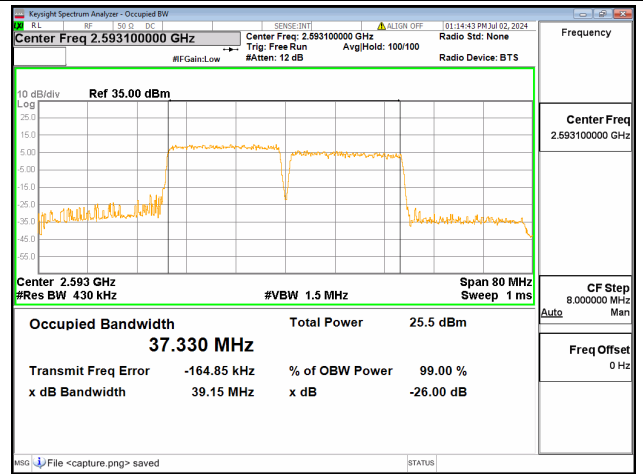
41C / 20+20MHz / QPSK/ Mid CH



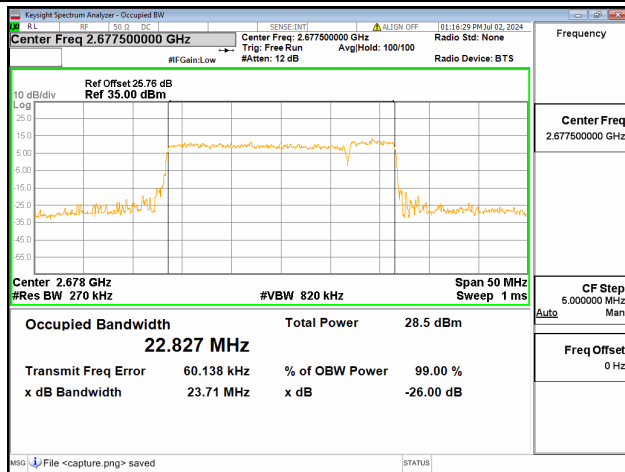
41C / 20+20MHz / 16QAM/ Mid CH



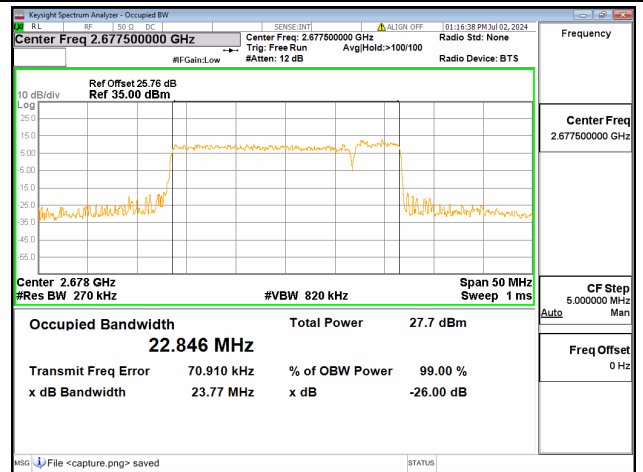
41C / 20+20MHz / 64QAM/ Mid CH



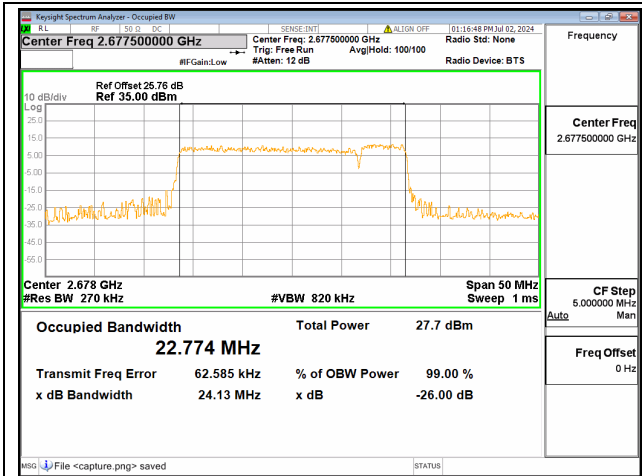
41C / 20+20MHz / 256QAM/ Mid CH



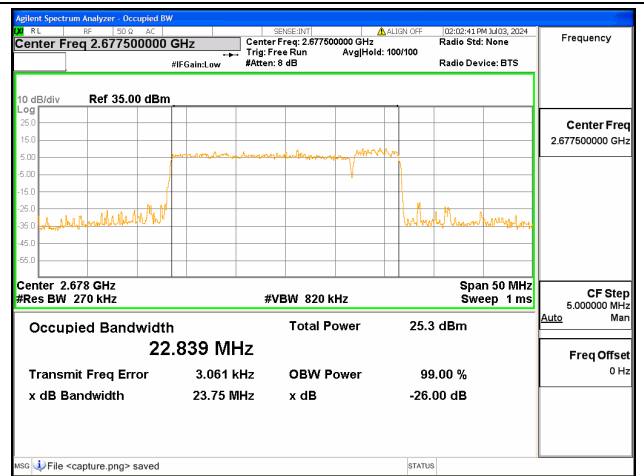
41C / 20+5MHz / QPSK/ High CH



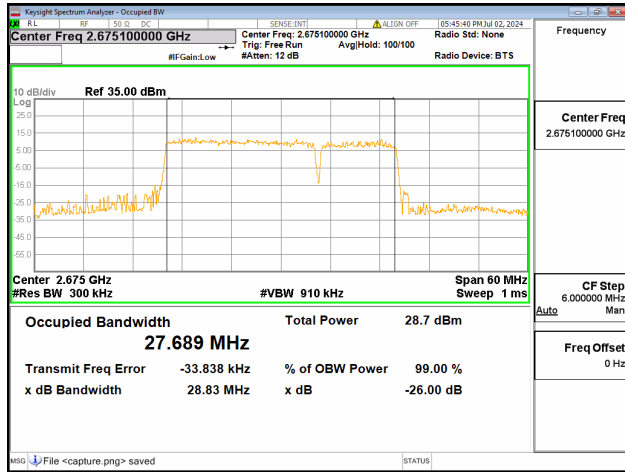
41C / 20+5MHz / 16QAM/ High CH



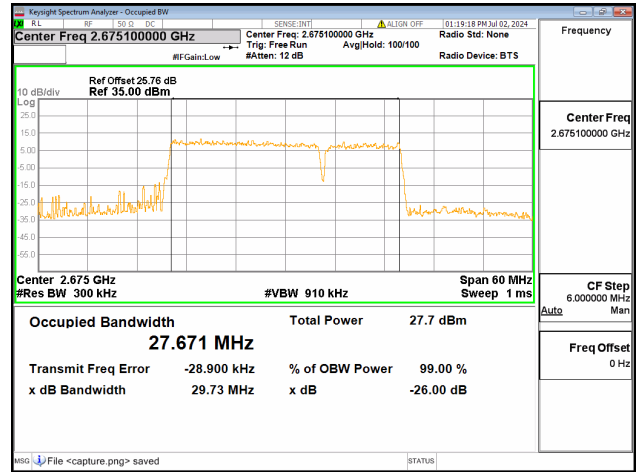
41C / 20+5MHz / 64QAM/ High CH



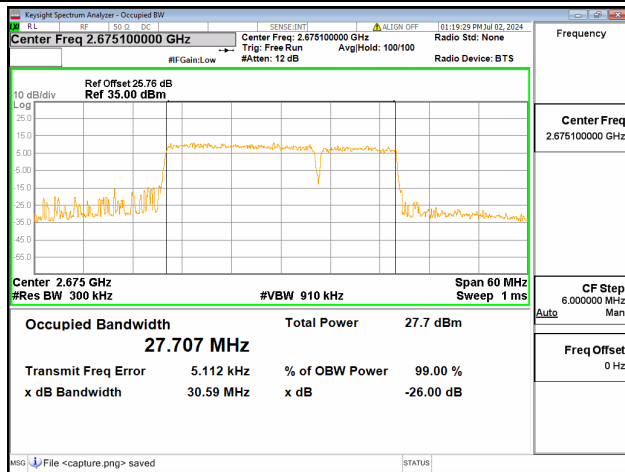
41C / 20+5MHz / 256QAM/ High CH



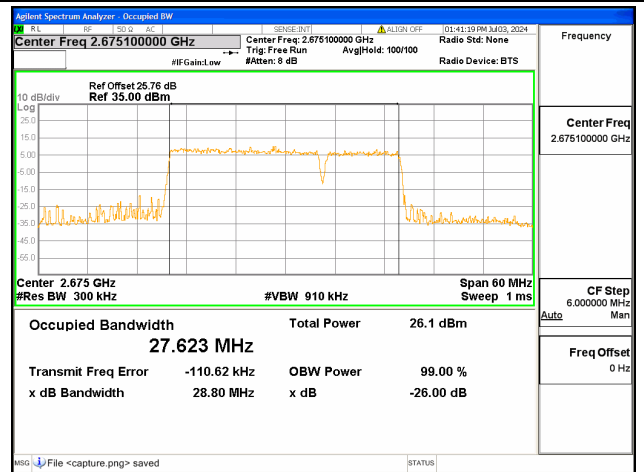
41C / 20+10MHz / QPSK/ High CH



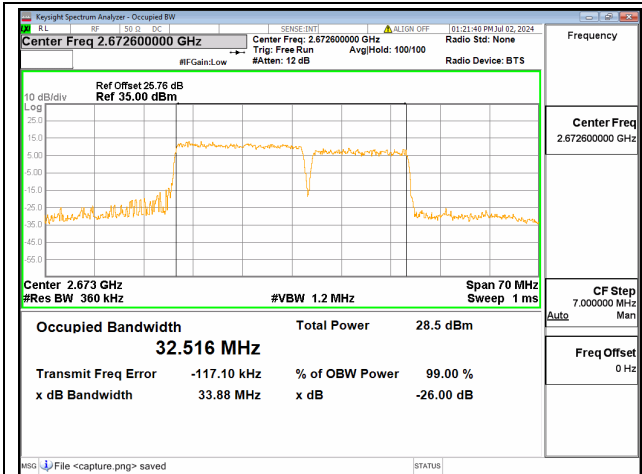
41C / 20+10MHz / 16QAM/ High CH



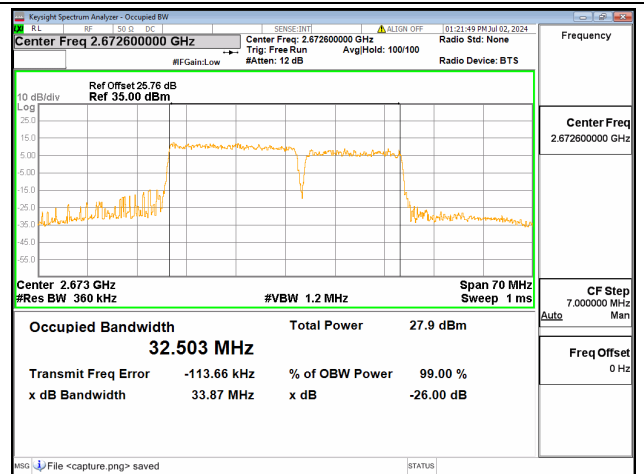
41C / 20+10MHz / 64QAM/ High CH



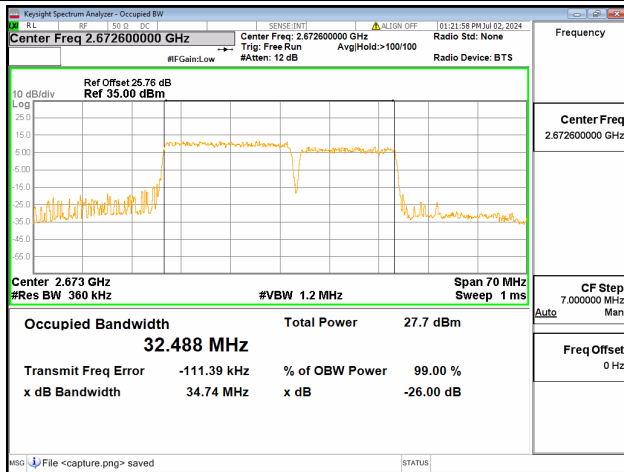
41C / 20+10MHz / 256QAM/ High CH



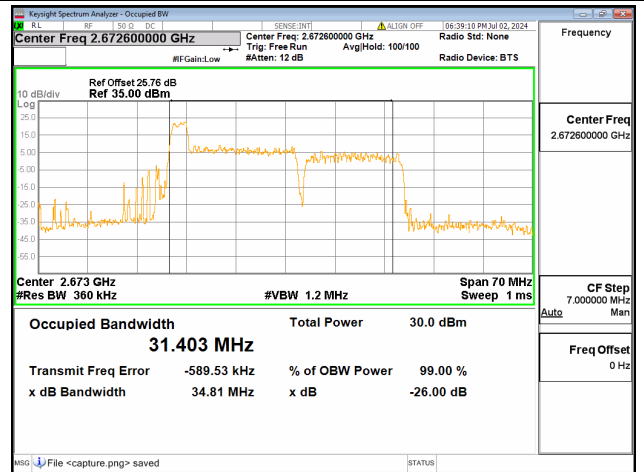
41C / 20+15MHz / QPSK/ High CH



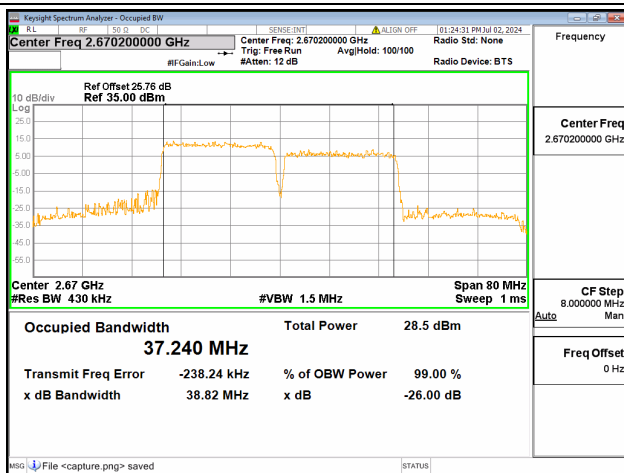
41C / 20+15MHz / 16QAM/ High CH



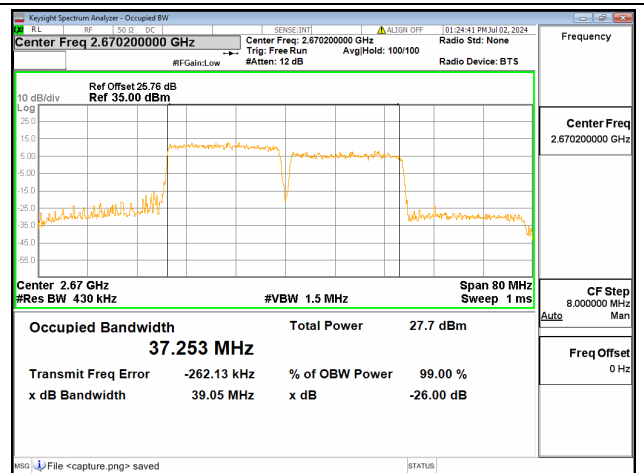
41C / 20+15MHz / 64QAM/ High CH



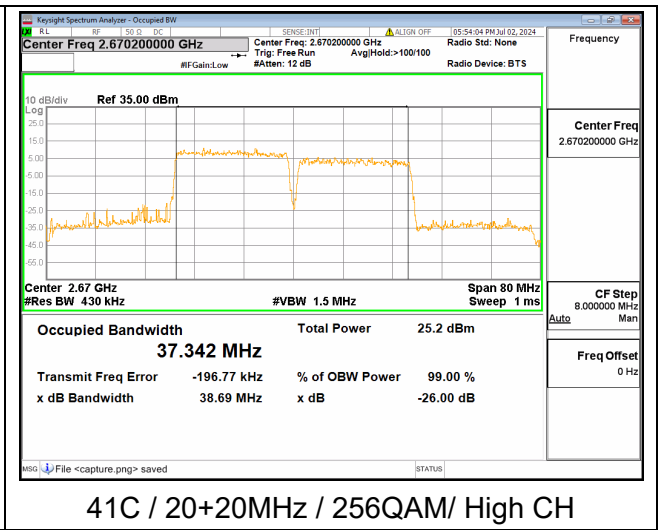
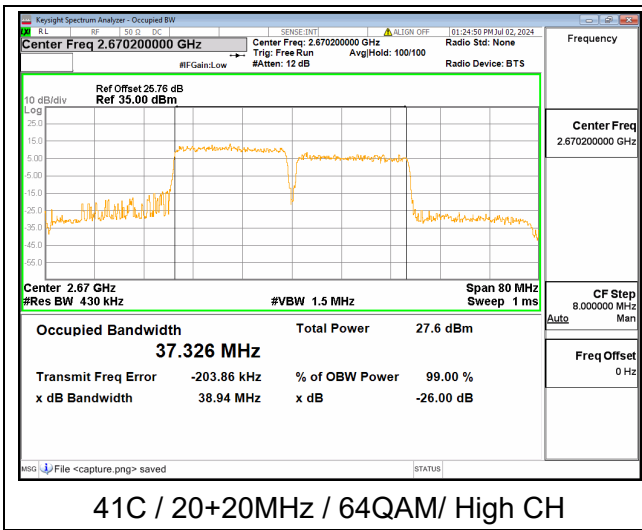
41C / 20+15MHz / 256QAM/ High CH



41C / 20+20MHz / QPSK/ High CH



41C / 20+20MHz / 16QAM/ High CH



2.3. Conducted Spurious Emissions

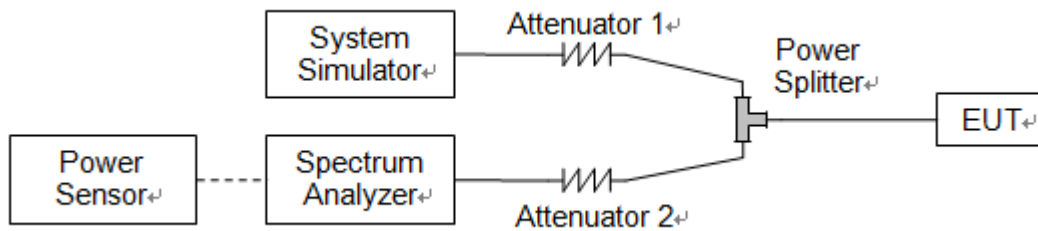
2.3.1. Requirement

According to FCC section 2.1051, the power of any emission outside of the authorized operating frequency ranges must be attenuated below the transmitting power (P) by a factor of at least $43+10*\log(P)$ dB. This calculated to be -13dBm.

Additional requirement for LTE Band 41:

The power of any emission outside of the authorized operating frequency ranges must be attenuated below the transmitting power (P) by a factor of at least $55 + 10 \log(P)$ dB. This calculated to be -25dBm.

2.3.2. Test Description

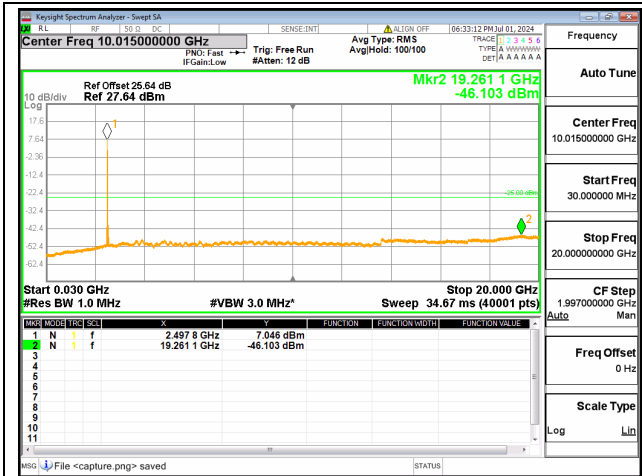


The EUT is coupled to the Spectrum Analyzer (SA) and the System Simulator (SS) with Attenuators through the Power Splitter; the RF load attached to the EUT antenna terminal is 50Ohm; the path loss as the factor is calibrated to correct the reading. The EUT is commanded by the SS to operate at the maximum output power. A call is established between the EUT and the SS.

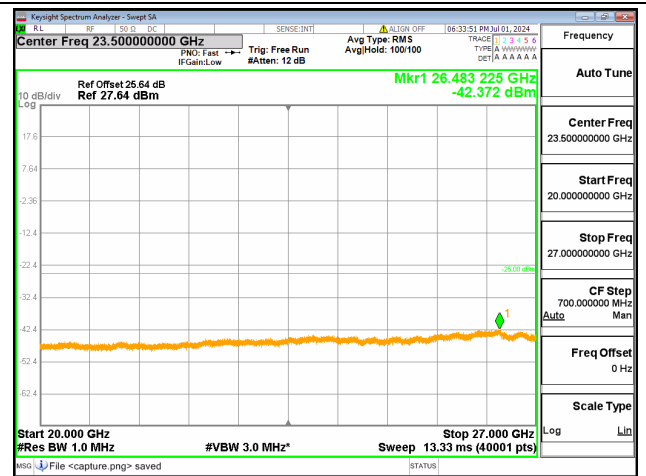
2.3.3. Test Procedure

KDB 971168 D01v03 Section 6.0 and ANSI/TIA-603-E-2016.

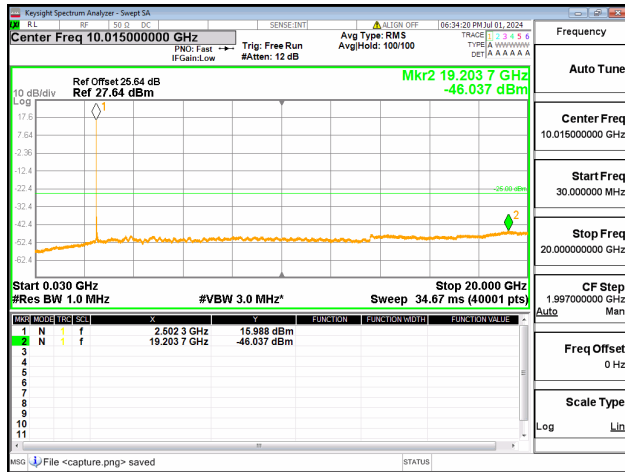
2.3.4. Test Result



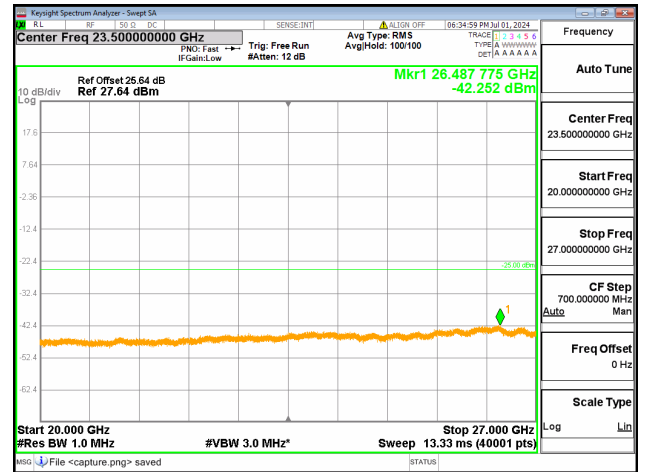
41C-30M-20G / 5+20MHz / QPSK / Low CH /
1@0-1@99



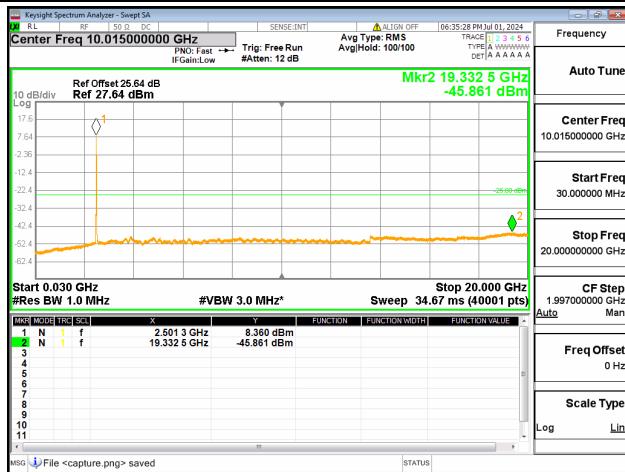
41C-20G-27G / 5+20MHz / QPSK / Low CH /
1@0-1@99



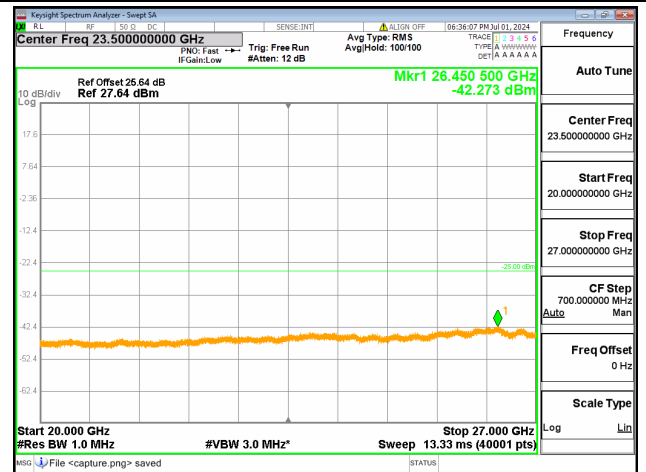
41C-30M-20G / 5+20MHz / QPSK / Low CH /
1@24-1@0



41C-20G-27G / 5+20MHz / QPSK / Low CH /
1@24-1@0



41C-30M-20G / 5+20MHz / QPSK / Low CH /
25@0-100@0



41C-20G-27G / 5+20MHz / QPSK / Low CH /
25@0-100@0