





Im Cam

# Video Calling Smart Camera

## User Manual

## Appearance



- ① PTZ350°
- ② Call button
- ③ Dual MIC
- ④ 2.8 inch IPS HD screen
- ⑤ Infrared night vision 8 meters
- ⑥ 1080P
- ⑦ Call button(2)
- ⑧ speaker
- ⑨ SD card max 128GB
- ⑩ Reset button
- ⑪ TypeC power supply

# User Manual

1.Power on

2.Im Cam app installation

Please scan the QR code on the right side, or search for "Im Cam" on the App Store or Google Play and download and install it.



3.Registration and login



## 4.Add device

a) After entering the home page, click the "+" button to enter the add device page.



b) According to the prompts on the page, make sure the device is in the network pairing state, and then select the pairing method (Please select bluetooth mode) to proceed with the network binding in accordance with the steps.




c) After the binding is successful, return to the device list. You will be able to see the device that was just bound.




## 5.Start video call

a) Click on the device image to enter the live video page for the device.



b) After clicking "Video Call", you can start making video calls with the device.





c) You can also call the phone by pressing the call button above the device.

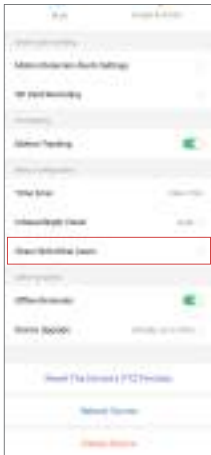


## 6.(additional) Call other accounts using your device

a) Click 'Settings' to enter the device's settings page.



- b) Click on 'Share with other users' to enter the sharing page.
- c) Add the accounts you need to call.



d) Press the second call button (located at the bottom right corner of the lens) on the device to make a call to the account you just shared.



# Specifications

|                       |  |
|-----------------------|--|
| Model No.             | T30  |
| Power Specifications  | 5V = 2A  |
| CPU                   | Dual core processor  |
| LCD                   | IPS 2.8", 240x320  |
| Video Resolution      | 1920x1080 HD   |
| Lens                  | 120° Wide-View   |
| Night Vision Distance | 8M   |
| Audio                 | Dual digital MIC array, pickup distance: 4M                      |
| PTZ Rotation          | 350 degrees horizontally, 60 degrees vertically                  |
| Network               | 2.4GHz Wi-Fi   |
| AI                    | Supports human detection, motion detection, and crying detection |
| Intelligent Alarm     | Message push, area alert   |
| TF Card Slot          | Support TF card (max 128GB)                                      |
| Certification         | ROSH, CE, GB4943   |
| Product Size          | 79.1(L)*92.1(W)*153(H)MM   |

# FAQ

## 1. How to fix it on the wall?

- a) Drill holes and fix the base on the wall with screws, buckle the camera to the base.
- b) Stick the base to glass, tiles or other smooth things with double-side tap or 3M glue.

## 2. What is the lowest bandwidth when viewing the real-time video?

- a) To ensure the fluency of video, it is advised that bandwidth isn't lower than 512kbps.
- b) The flow consumption of video is 2MB/min, and will increase to 2.4MB/min.

## 3. Why can't I store videos and read videos properly when I insert the Micro SD(TF) card?

To ensure normal operation of the camera, please insert the following recommended Micro SD(TF) card:

Kingston 8G/16G/32G

SanDisk 16G/32G/64G/128G

PNY 16G/32G/64G/128G

# After-sales Services

To guarantee your interests, please read the content as follows carefully!

## Warranty Service

## 1. Return Service

Within 7 days since the receipt of goods, we provide a service of refunding or replacement for the quality problem tested and confirmed by sale service engineer.

## 2. Replacement Service

Within 30 days since the receipt of goods, we provide a service of replacement and maintenance for the quality problem tested and confirmed by sale service engineer.

## 3. Maintenance Service

Within 1 year since the receipt of goods, our company will provide free maintenance for the stoppage according to the warranty clauses.

## 4. Timed commitment

Since the day our company received the product, we will repair or replace in 5 days. (the shipping time will be not included)

## Support and Service

1. Before you send the device to us, please contact our after-sale service engineers to confirm product failures.
2. Please fill in the product after-sales service card before mailing the user stub.

## Warranty Scope

- Warranty service only apply to the product itself, but the packages and accessories are not included.

- Within 30 days, the performance issue of device should be tested by our company, once confirmed, our company will send you another same model product or repaired good ones. And the defective parts will belong to our company.
- Please take your invoice and after sale card if you need after sale service, and if you can not provide above certification, the warranty time will be calculated from the date of manufacture.
- The repaired products will add another 30 days warranty time. If you pay for the technical support, to the same performance issue, we will provide you three months warranty service for free since the day it has been repaired, please ask for maintenance certification and keep it.
- The delivery cost of the repaired products should be paid by the sender.
- The promises beyond the after-sale service which made by the dealers, our company take no responsibility.

## Special Statement

The Following situations need to be compensated maintenance during warranty period, please be attention.

- Malfunctions or injure caused by abnormal installment, operation and maintenance.
- Without authorization, tear up the barcode.
- The product model and system in the warranty service card are different from the information the product itself.
- Beyond the period of replacement and warranty.
- Malfunctions or injure caused by teardown and repair without company's authorization.



- Malfunctions or injure which are not caused by the technology, design, manufacturing and quality.
- Malfunctions or injure caused by force majeure, such as earthquake, fire, flood and thunderstrike.
- Malfunctions or injure caused by accidents or man-made.

## Product Repair Way

Please contact the original seller for after-sales service. After purchasing the product, in case the product has problems confirmed by the after-sales service engineer, you can select free services and repairs, goods return and exchange. Relevant warranty period and back freight attribution are as follows: (since the equipment activation date)

|                      |               |                |               |                       |                  |
|----------------------|---------------|----------------|---------------|-----------------------|------------------|
| Time                 | Within 7 days | 7 days-1 month | With 3 months | 1 year under warranty | After warranty   |
| Return guarantee     | Exchange      | Warranty       | Warranty      | Warranty              | Paid maintenance |
| Back freight paid by | Seller        | Seller         | AA            | Buyer                 | Buyer            |

Commitment deadline: The Company will repair or replace the corresponding products or accessories within 5 days from the receipt day. (Not including posting time)

## After-sales Service Contact

Manufacturer: Shenzhen Cylan Technology Co.Ltd

After-sales service engineers: +86-0755-83268782

Official site: [www.cylan.com.cn](http://www.cylan.com.cn)

Note: Before the return, please contact customer service to communicate.

# User Stub

To guarantee your interests, please fill in the stub carefully!

|                     |               |  |
|---------------------|---------------|--|
| Product Information | Product Name  |  |
|                     | CID           |  |
|                     | Purchase Date |  |
| User Information    | Name          |  |
|                     | Phone Number  |  |
|                     | Email         |  |
|                     | Address       |  |



Correct Disposal of this product. This marking indicates that this product should not be disposed with other household wastes throughout the EU. To prevent possible harm to the environment or human health from uncontrolled waste disposal, recycle it responsibly to promote the sustainable reuse of material resources. To return your used device, please use the return and collection systems or contact the retailer where the product was purchased. They can take this product for environmental safe recycling.

This device complies with part 15 of the FCC Rules. Operation is subject to the following two conditions: (1) This device may not cause harmful interference, and (2) this device must accept any interference received, including interference that may cause undesired operation.

Any Changes or modifications not expressly approved by the party responsible for compliance could void the user's authority to operate the equipment.

**Note:** This equipment has been tested and found to comply with the limits for a Class B digital device, pursuant to part 15 of the FCC Rules. These limits are designed to provide reasonable protection against harmful interference in a residential installation. This equipment generates uses and can radiate radio frequency energy and, if not installed and used in accordance with the instructions, may cause harmful interference to radio communications. However, there is no guarantee that interference will not occur in a particular installation. If this equipment does cause harmful interference to radio or television reception, which can be determined by turning the equipment off and on, the user is encouraged to try to correct the interference by one or more of the following measures:

- Reorient or relocate the receiving antenna.
- Increase the separation between the equipment and receiver.
- Connect the equipment into an outlet on a circuit different from that to which the receiver is connected.
- Consult the dealer or an experienced radio/TV technician for help.
- This equipment complies with FCC radiation exposure limits set forth for an uncontrolled environment. This equipment should be installed and operated with minimum distance 20cm between the radiator & your body.