


EXHIBIT C - TEST SETUP PHOTOGRAPHS

For PoE:

Conducted Emissions - Front View




Conducted Emissions - Left View



For Adapter:

Conducted Emissions - Front View



Conducted Emissions - Left View




For PoE:


Radiated Emissions-Ground-parallel view (Below 30 MHz)



Radiated Emissions-perpendicular view (Below 30 MHz)



Radiated Emissions-parallel view (Below 30 MHz)




Radiated Emissions (30 MHz – 1 GHz)




For Adapter:


Radiated Emissions-Ground-parallel view (Below 30 MHz)




Radiated Emissions-perpendicular view (Below 30 MHz)



Radiated Emissions-parallel view (Below 30 MHz)



Radiated Emissions (30 MHz – 1 GHz)



For PoE

Radiated Emissions (1-18GHz)



Radiated Emissions (18-25GHz)

