

## Attention Pison READY Pro Users:

To Manage Teams/Multiple READY Wearables, download the Pison READY Pro app to your iOS or Android Device



## PISON READY PRO

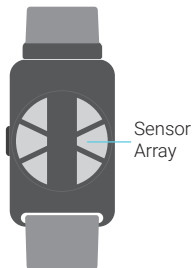
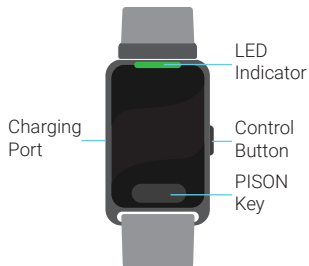
For more information on Pison READY Pro, scan the code or visit [pison.com/support](https://pison.com/support)



# PISON READY

## Quick Start Guide

## Welcome to Pison READY



### Controls

- **Turn READY Wearable ON**  
Press the control button or PISON key (if the wearable does not power on, connect to the charger)
- **Turn READY Wearable OFF**  
Press and hold the control button for two seconds

For more information, scan the code or visit **[pison.com/support](https://pison.com/support)**



## Download the Pison READY app to pair your READY Wearable



GET IT ON  
Google Play



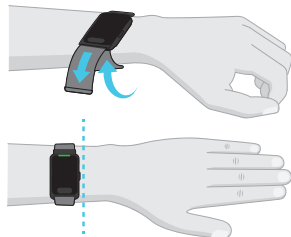
Download on the  
App Store

*The wearable will automatically connect to the Pison READY app out of the box. If you want to connect to Pison READY PRO, please go to the mode screen by pressing the Pison key and select the correct mode.*

## How To Wear

Wearing READY is like wearing a wristwatch:

1. Loosen the strap
2. Insert hand through the loose strap loop
3. Set the wearable slightly behind the Ulna (wrist bone) of the hand
4. Set the wearable slightly behind the Ulna (wrist bone) of the hand
5. Tighten strap until the wearable is snug against the skin and does not move freely.



## IMPORTANT SAFETY AND PRODUCT INFORMATION

### WARNING

Read before use to reduce the risk of personal injury, discomfort, property damage, and other potential hazards.

### Device Handling

Handle the product with care. You may damage the product or the battery if you disassemble, drop, bend, or puncture your device. Using a damaged product may cause overheating or injury.

To avoid possible device damage, do not leave the device exposed to a heat source or in a high-temperature location, such as in the sun in an unattended vehicle.

### Battery Warnings

A lithium-ion polymer battery is used in this device.

If these guidelines are not followed, batteries may experience a shortened life span or may present a risk of damage to the device, fire, chemical burn, electrolyte leak, and/or injury.

- Do not expose the device or batteries to fire, explosion, or other hazard.
- Do not disassemble, modify, remanufacture, puncture, or damage the device or batteries.
- Do not remove or attempt to remove the non-user-replaceable battery.

### Health Warnings

If you have a pacemaker or other internal electronic device, consult your physician before using this product.

There are inherent limitations with the technologies used by this product that may cause some of the readings to be inaccurate under certain circumstances, including the user's physical characteristics, and device fit and position.

### Skin Irritation

Some users may experience skin irritation when using this product, especially if the user has sensitive skin or allergies. If you notice any skin irritation, remove the product and give your skin time to heal. To reduce the potential for skin irritation, ensure the product is clean and dry, and do not overtighten.

### Child Safety

This device is not a toy and may contain small parts, plastic, or metal elements, and parts with sharp edges that may cause an injury or create a choking hazard.

## **Water Resistance**

Do not expose the product to liquids, which can cause a short circuit and overheating. The device is not water resistant.

## **Disposal**

Dispose of and transport the product according to local regulations. Do not improperly transport them or dispose of them in normal household waste.

## **Radio Frequency Radiation Exposure**

This device has been evaluated and meets the applicable regulatory requirements for exposure to radio waves and is designed and manufactured not to exceed the permissible radio frequency (RF) exposure limits.

## **Limited Warranty**

EXCEPT FOR THE LIMITED WARRANTIES LISTED BELOW, AND EXCEPT TO THE EXTENT PROHIBITED BY APPLICABLE LAWS, ALL PRODUCTS, SERVICES, AND CONTENT ARE PROVIDED ON AN “AS IS” AND “AS AVAILABLE” BASIS WITHOUT ANY EXPRESS OR IMPLIED WARRANTIES OR CONDITIONS OF ANY KIND. WE HEREBY DISCLAIM ALL IMPLIED WARRANTIES AND CONDITIONS, INCLUDING, BUT NOT LIMITED TO, THE WARRANTY OF TITLE, MERCHANTABILITY OR FITNESS FOR A PARTICULAR PURPOSE, AND NON-INFRINGEMENT OF THIRD PARTIES’ RIGHTS. IF IMPLIED WARRANTIES CANNOT BE DISCLAIMED UNDER THE LAWS OF YOUR JURISDICTION, THEN SUCH WARRANTIES ARE LIMITED IN DURATION TO THE DURATION OF THIS LIMITED WARRANTY. SOME JURISDICTIONS DO NOT ALLOW LIMITATIONS ON HOW LONG AN IMPLIED WARRANTY LASTS, SO THE ABOVE LIMITATION MAY NOT APPLY TO YOU.

Your use of any device or product is at your own risk, and you will be solely responsible for, and we expressly disclaim, any and all loss, liability, or damage resulting from your use of any device or product, including damage or loss to your device or product, and any other peripherals, accessories, or apparel connected to the device or product.

Limited Warranty: Pison Device. Pison warrants that your Pison Device is free from defects in materials and workmanship under normal use for a period of one (1) year from the date of purchase, except that if you reside in the European Economic Area (“**EEA**”) and your Pison Device was purchased in the EEA, the warranty period is two (2) years from the date of purchase (such period, the “**Warranty Period**”). If such a defect arises with your Pison Device during the Warranty Period, Pison will provide the necessary replacement, subject to the conditions below, at no additional charge. In the event of such a defect, to the extent permitted by applicable law, these are your sole and exclusive remedies.

This Limited Warranty is non-transferable and excludes: (1) lost or stolen Pison Device(s); (2) damage or failure through normal wear and tear; improper, abnormal, or negligent use; or any use contrary to instructions provided by Pison; (3) cosmetic damage such as scratches, nicks, or dents; (4) any unauthorized modification, alteration, or repair; (5) accident, external causes of damage such as water, flood, fire, or earthquake, or unauthorized commercial use; or (6) consumable parts, such as batteries, unless product damage has occurred due to a defect in materials or workmanship. Shipping and handling charges may apply except where prohibited by applicable law. This Limited Warranty does not cover software embedded in any device and related services provided by Pison. We are not responsible to repair or replace your Pison Device if you violate this Limited Warranty.

This Limited Warranty gives you specific legal rights, and you may have other legal rights which vary from state to state, or by country or province. We do not exclude, limit, or suspend other legal rights you may have under the laws of your state, country, or province. For a full understanding of your rights, you should consult the laws of your state, country, or province.

### **FCC Compliance**

This device complies with part 15 of the FCC Rules. Operation is subject to the following two conditions: (1) this device may not cause harmful interference, and (2) this device must accept any interference received, including interference that may cause undesired operation.

This equipment has been tested and found to comply with the limits for a Class B digital device, pursuant to part 15 of the FCC rules. These limits are designed to provide reasonable protection against harmful interference in a residential installation. This equipment generates, uses, and can radiate radio frequency energy and may cause harmful interference to radio communications if not installed and used in accordance with the instructions. However, there is no guarantee that interference will not occur in a particular installation. If this equipment does cause harmful interference to radio or television reception, which can be determined by turning the equipment off and on, the user is encouraged to try to correct the interference by one of the following measures:

- Reorient or relocate the receiving antenna.
- Increase the separation between the equipment and the receiver.
- Connect the equipment into an outlet on a circuit different from that to which the receiver is connected.
- Consult the dealer or an experienced radio/TV technician for help.

Do not attempt to repair the product yourself. Unauthorized repairs of or modifications to the product could result in permanent damage and void your warranty and your authority to operate this device under Part 15 regulations. Contact Pison directly at [suport@pison.com](mailto:suport@pison.com) if the product isn't working properly or has been damaged.

## **Declaration of Conformity**

Hereby, Pison declares that this product is in compliance with the Directive 2014/53/EU. The full text of the EU declaration of conformity is available at the following internet address:

<https://www.pison.com/safety-instructions>.

## **Innovation, Science and Economic Development Canada Compliance**

This device contains license-exempt transmitter(s)/ receiver(s) that comply with Innovation, Science and Economic Development Canada's licence-exempt RSS(s). Operation is subject to the following two conditions: (1) this device may not cause interference, and (2) this device must accept any interference, including interference that may cause undesired operation of the device.

This Class B digital apparatus complies with CAN ICES-003.

## **FCC Warning**

This equipment has been tested and found to comply with the limits for a Class B digital device, pursuant to part 15 of the FCC Rules. These limits are designed to provide reasonable protection against harmful interference in a residential installation. This equipment generates, uses and can radiate radio frequency energy and, if not installed and used in accordance with the instructions, may cause harmful interference to radio communications. However, there is no guarantee that interference will not occur in a particular installation. If this equipment does cause harmful interference to radio or television reception, which can be determined by turning the equipment off and on, the user is encouraged to try to correct the interference by one or more of the following measures:

- Reorient or relocate the receiving antenna.
- Increase the separation between the equipment and receiver.
- Connect the equipment into an outlet on a circuit different from that to which the receiver is connected.
- Consult the dealer or an experienced radio/TV technician for help.

Caution: Any changes or modifications to this device not explicitly approved by manufacturer could void your authority to operate this equipment.

This device complies with part 15 of the FCC Rules. Operation is subject to the following two conditions: (1) This device may not cause harmful interference, and (2) this device must accept any interference received, including interference that may cause undesired operation.

The device has been evaluated to meet general RF exposure requirement. The device can be used in portable exposure condition without restriction.