

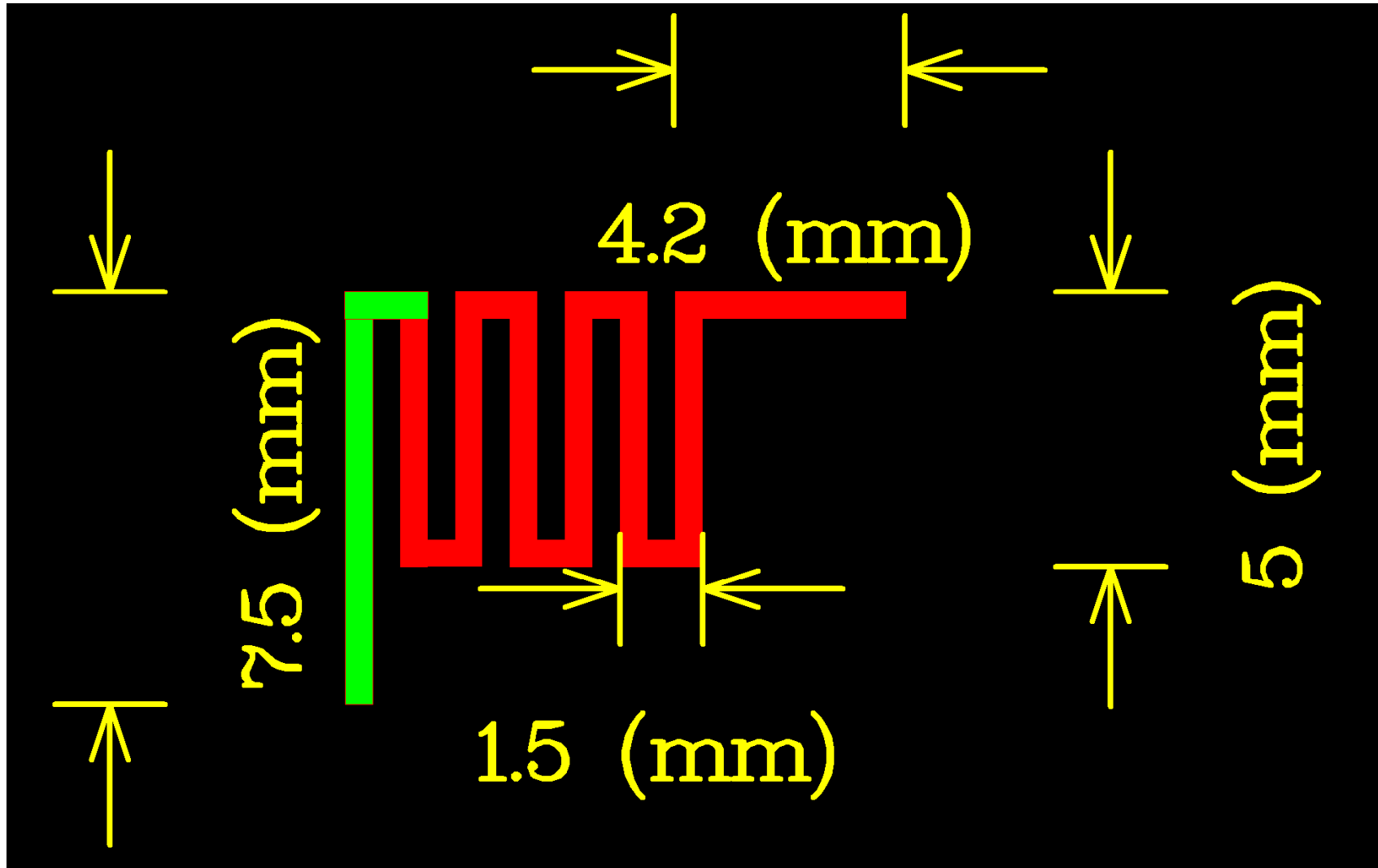
# Antenna Specification

## Specifications Summary

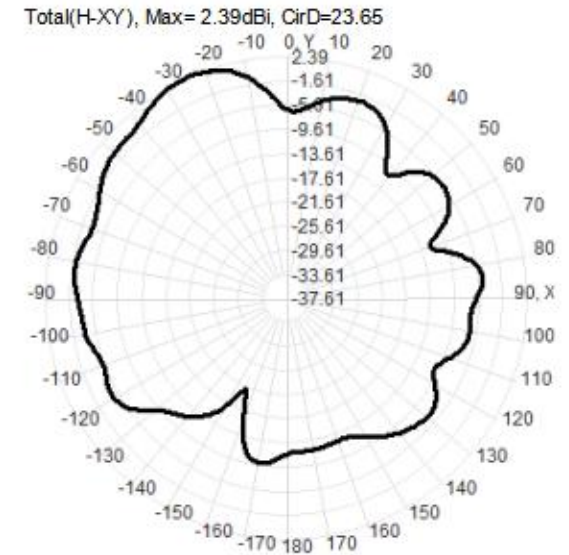
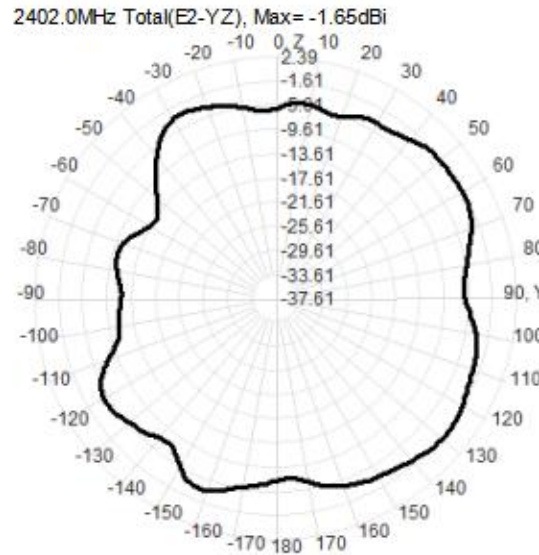
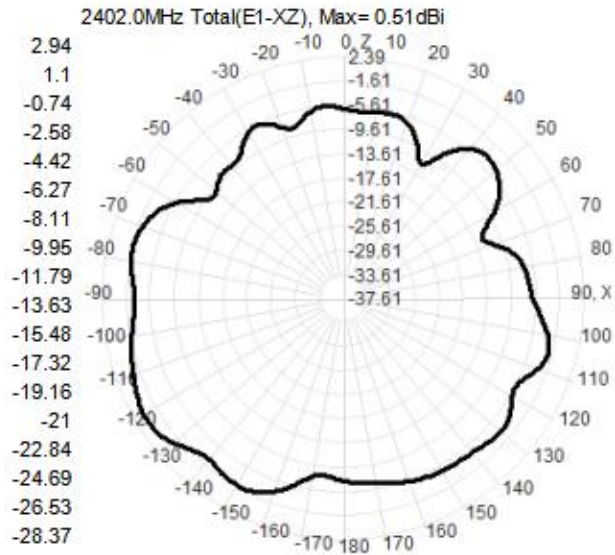
| <b>ITEM</b>                 | <b>SPEC.</b>                  |                 |
|-----------------------------|-------------------------------|-----------------|
| <b>Model Name</b>           | <b>ISM 2.4 GHz</b>            |                 |
| <b>Center Frequency</b>     | 2.402GHz                      | <b>2.94 dBi</b> |
|                             | 2.440GHz                      | <b>2.76 dBi</b> |
|                             | 2.480GHz                      | <b>2.73 dBi</b> |
| <b>MAX. GAIN</b>            | <b>2.94 dBi</b>               |                 |
| <b>Polarization</b>         | <b>Horizontal</b>             |                 |
| <b>Azimuth Beam Pattern</b> | <b>Omni-directional</b>       |                 |
| <b>Impedance</b>            | <b>50 <math>\Omega</math></b> |                 |
| <b>Antenna Length</b>       | <b>41 mm</b>                  |                 |

manufacture: Dongguan Fengqi Technology Co., Ltd

## Antenna Photo & Length



# Radiation pattern: Antenna 1 . XZ Plane at $f = 2.402\text{GHz}$



Co-cross polarization field (dBi)

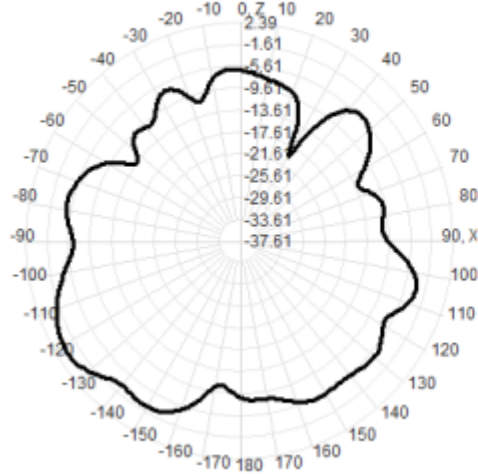
Total field (dBi)

Solid line: vertical polarization

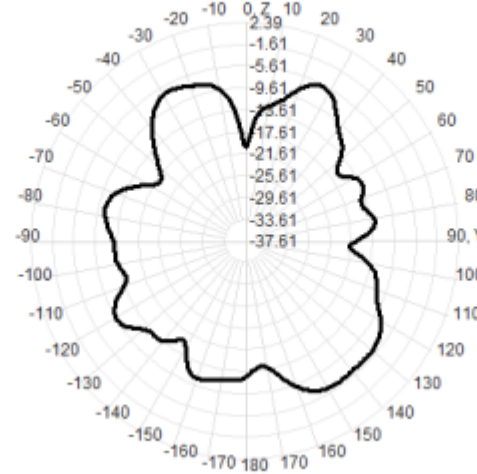
Dash line: horizontal polarization

# Radiation pattern: Antenna 1 . XZ Plane at f = 2.402GHz

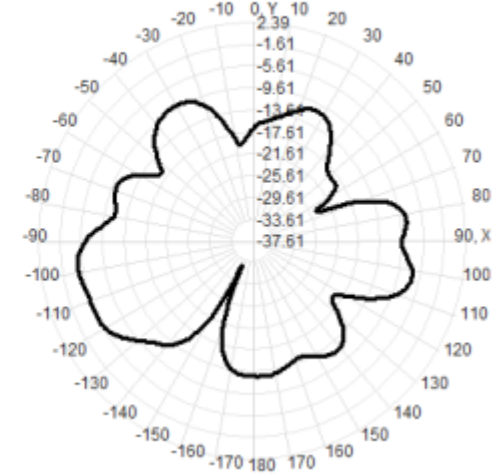
2402.0MHz Hpol(E1-XZ), Max= 0.43dBi



2402.0MHz Hpol(E2-YZ), Max= -5.93dBi



Hpol(H-XY), Max= -4.72dBi, CirD=28.07



Co-cross polarization field (dBi)

Total field (dBi)

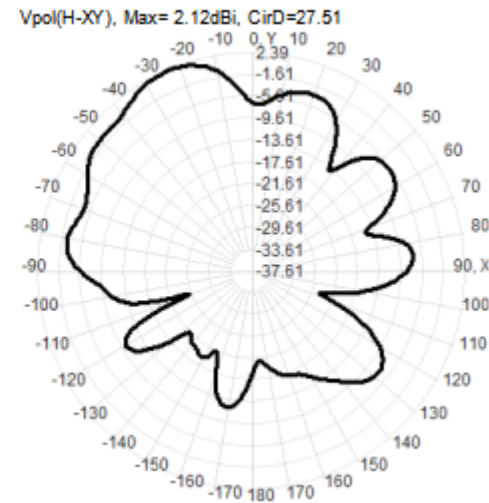
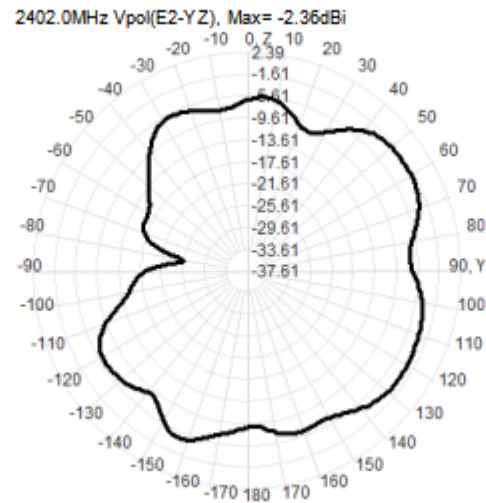
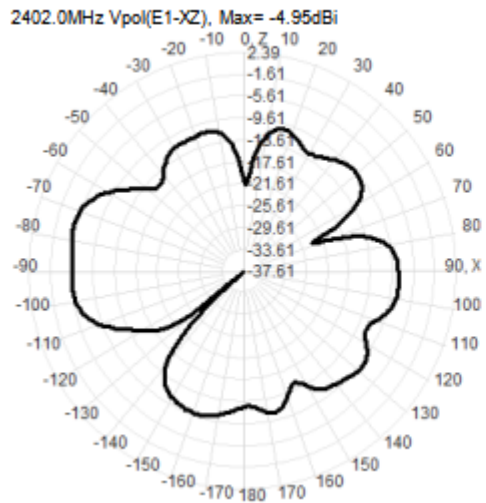
Solid line: vertical polarization

Dash line: horizontal polarization

---

UCI CENTER FOR RF DESIGN AND CHARACTERIZATION

# Radiation pattern: Antenna 1 . XZ Plane at f = 2.402GHz



Co-cross polarization field (dBi)

Total field (dBi)

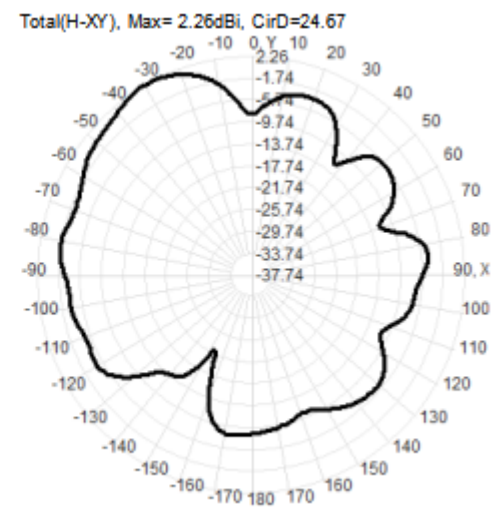
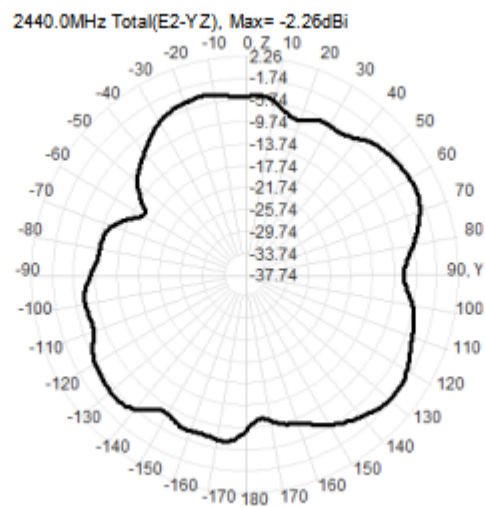
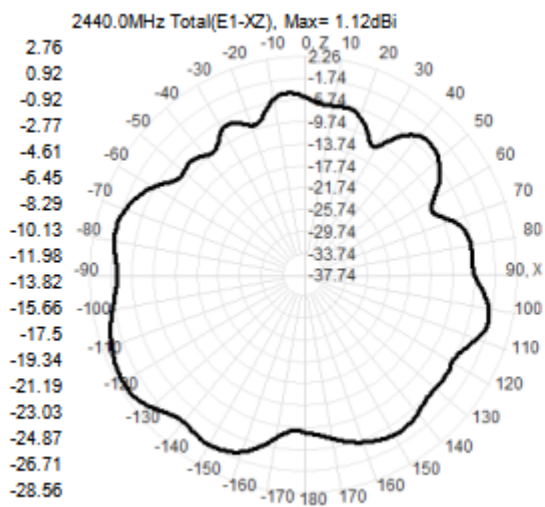
Solid line: vertical polarization

Dash line: horizontal polarization

---

UCI CENTER FOR RF DESIGN AND CHARACTERIZATION

Radiation pattern: Antenna 1 . XZ Plane at  $f = 2.440\text{GHz}$



Co-cross polarization field (dBi)

Total field (dBi)

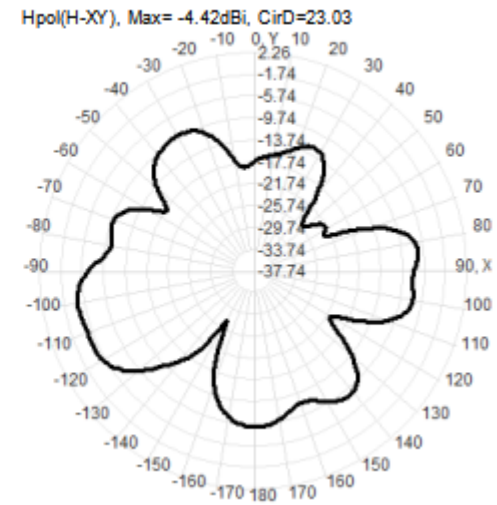
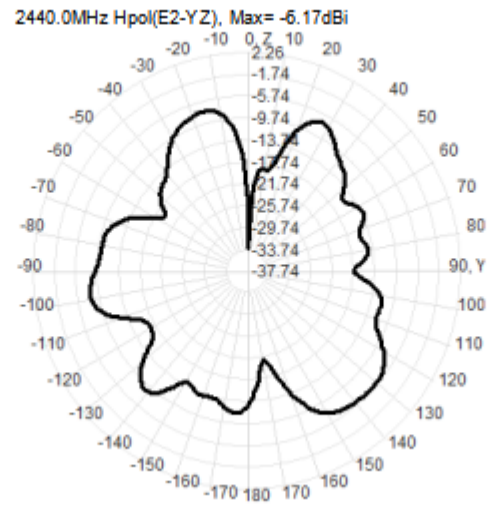
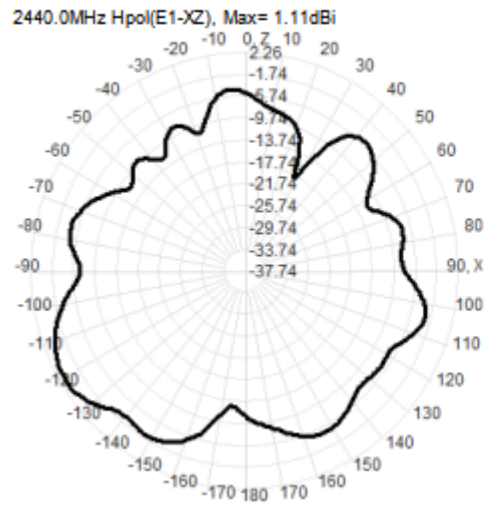
Solid line: vertical polarization

Dash line: horizontal polarization

---

UCI CENTER FOR RF DESIGN AND CHARACTERIZATION

Radiation pattern: Antenna 1 . XZ Plane at  $f = 2.440\text{GHz}$



Co-cross polarization field (dBi)

Total field (dBi)

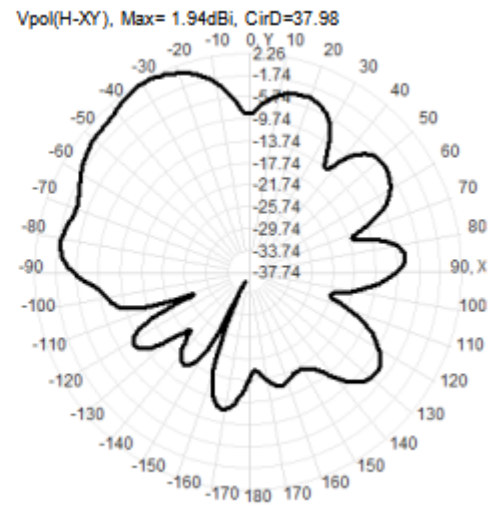
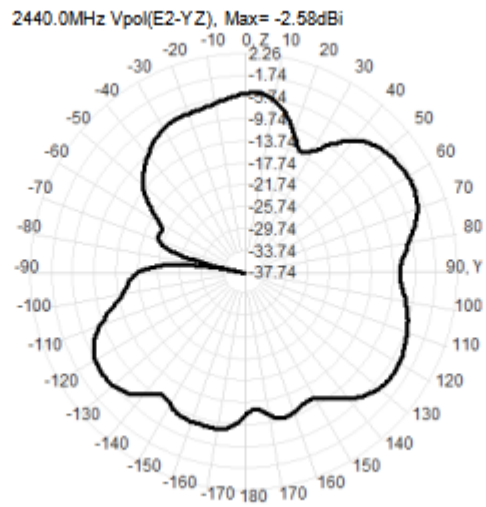
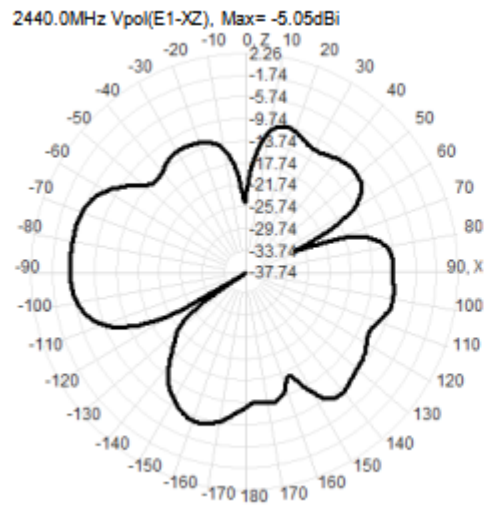
Solid line: vertical polarization

Dash line: horizontal polarization

---

UCI CENTER FOR RF DESIGN AND CHARACTERIZATION

Radiation pattern: Antenna 1 . XZ Plane at  $f = 2.440\text{GHz}$



Co-cross polarization field (dBi)

Total field (dBi)

Solid line: vertical polarization

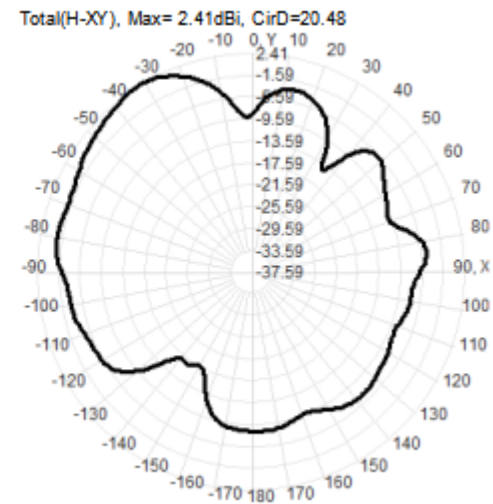
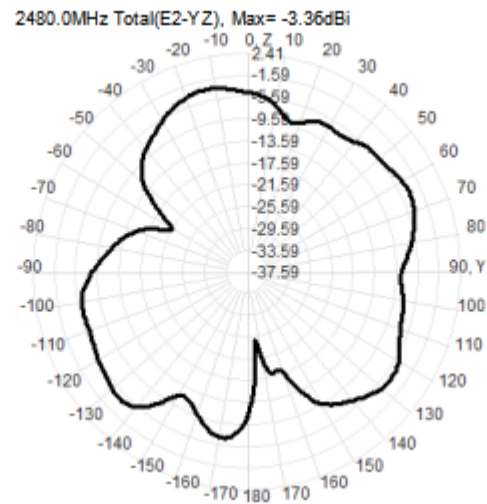
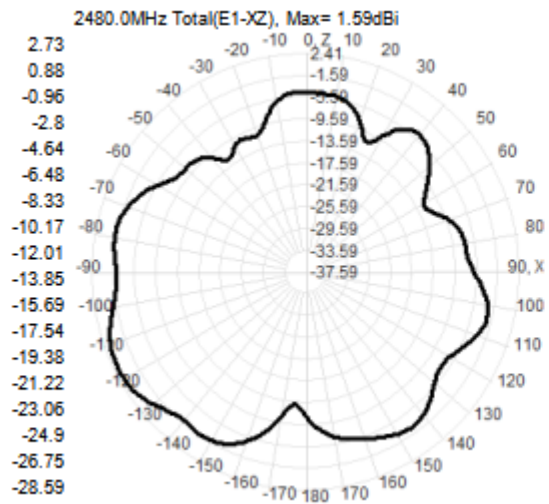
Dash line: horizontal polarization

---

UCI CENTER FOR RF DESIGN AND CHARACTERIZATION

Radiation pattern: Antenna 1 . XZ Plane at  $f = 2.480\text{GHz}$





Co-cross polarization field (dBi)

Total field (dBi)

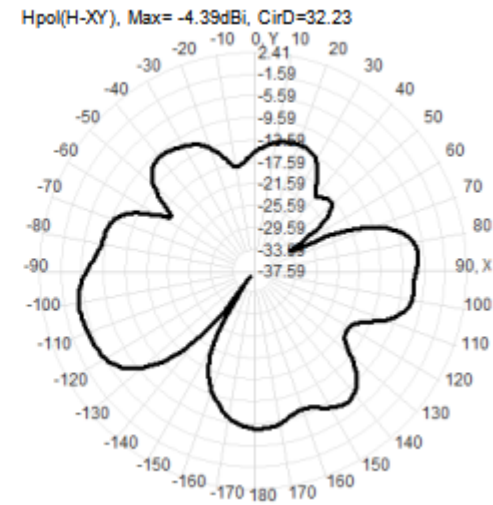
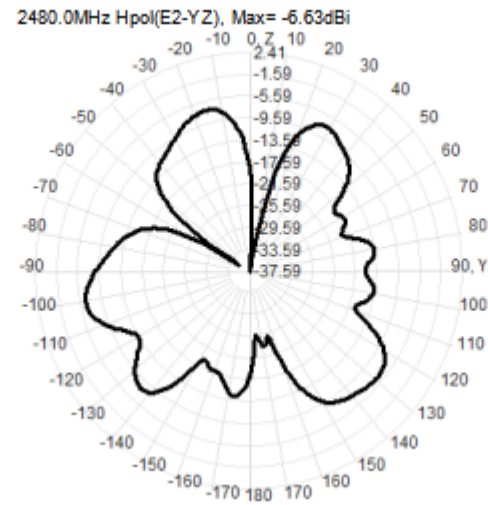
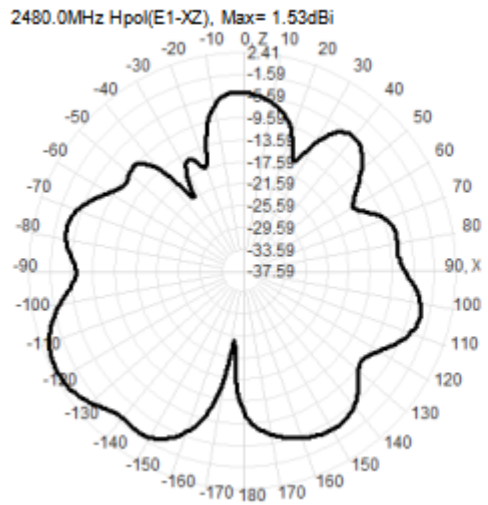
Solid line: vertical polarization

Dash line: horizontal polarization

---

UCI CENTER FOR RF DESIGN AND CHARACTERIZATION

Radiation pattern: Antenna 1 . XZ Plane at  $f = 2.480\text{GHz}$



Co-cross polarization field (dBi)

Total field (dBi)

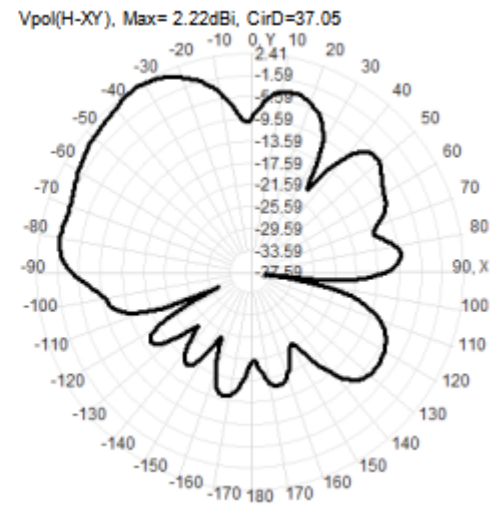
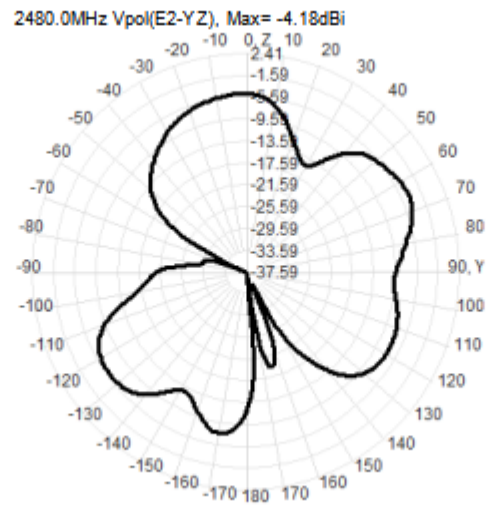
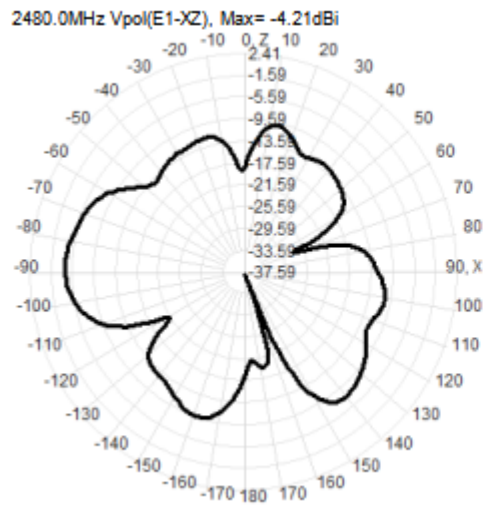
Solid line: vertical polarization

Dash line: horizontal polarization

---

UCI CENTER FOR RF DESIGN AND CHARACTERIZATION

Radiation pattern: Antenna 1 . XZ Plane at  $f = 2.480\text{GHz}$



Co-cross polarization field (dBi)

Total field (dBi)

Solid line: vertical polarization

Dash line: horizontal polarization

---

UCI CENTER FOR RF DESIGN AND CHARACTERIZATION