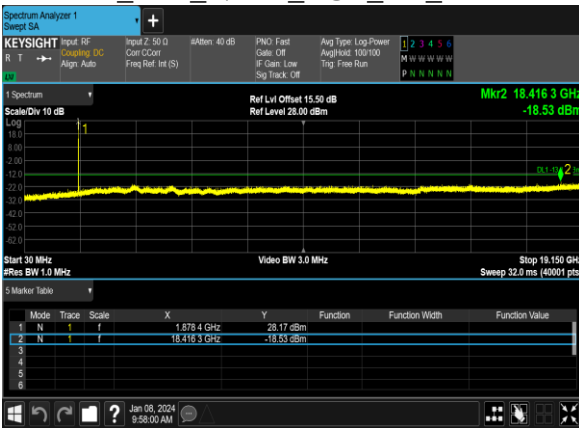


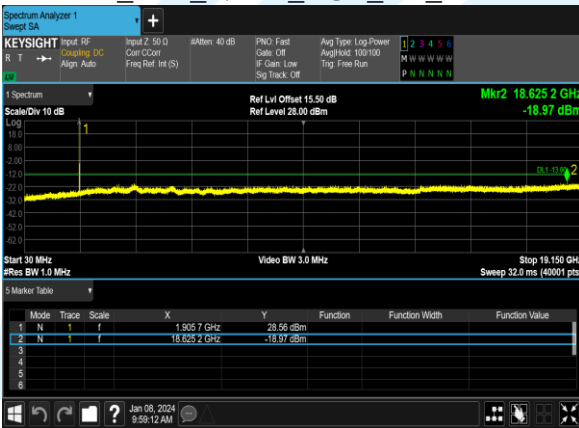
B25_10M_QPSK_1@0_CH_26365



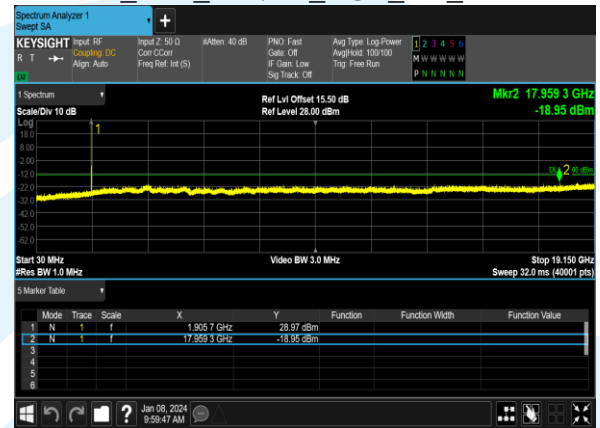
B25_10M_16QAM_1@0_CH_26365



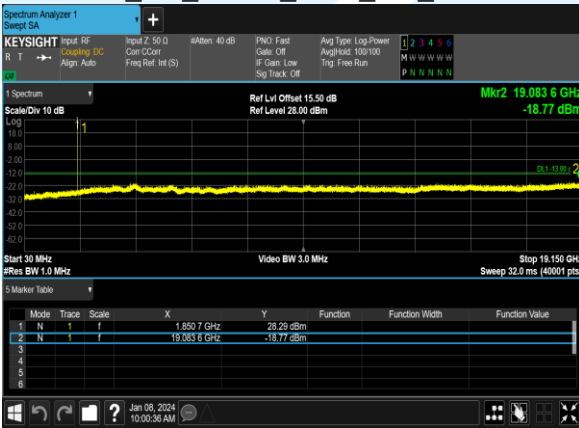
B25_10M_QPSK_1@0_CH_26640



B25_10M_16QAM_1@0_CH_26640



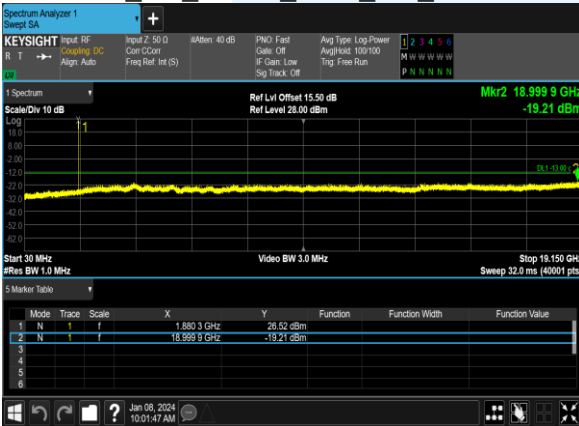
B25_5M_QPSK_1@0_CH_26065



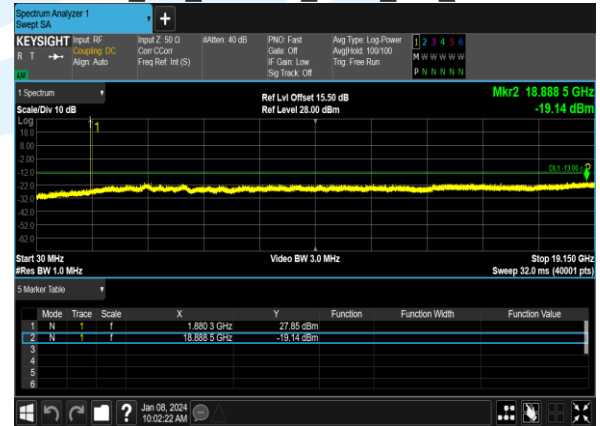
B25_5M_16QAM_1@0_CH_26065



B25_5M_QPSK_1@0_CH_26365



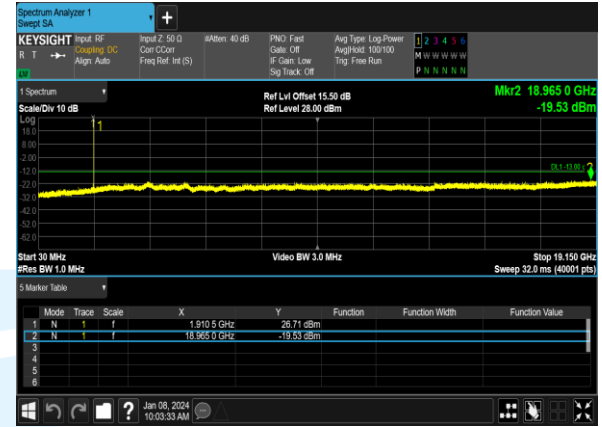
B25_5M_16QAM_1@0_CH_26365



B25_5M_QPSK_1@0_CH_26665



B25_5M_16QAM_1@0_CH_26665



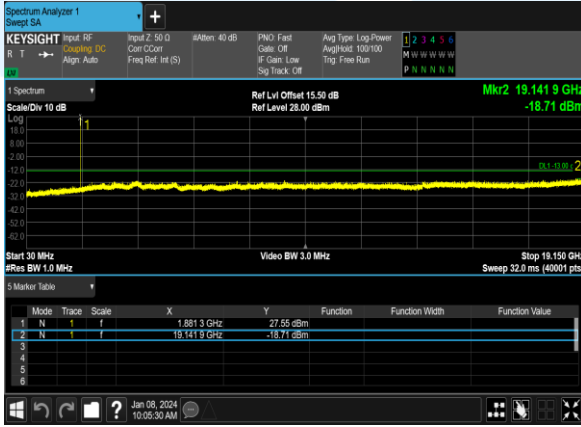
B25_3M_QPSK_1@0_CH_26055



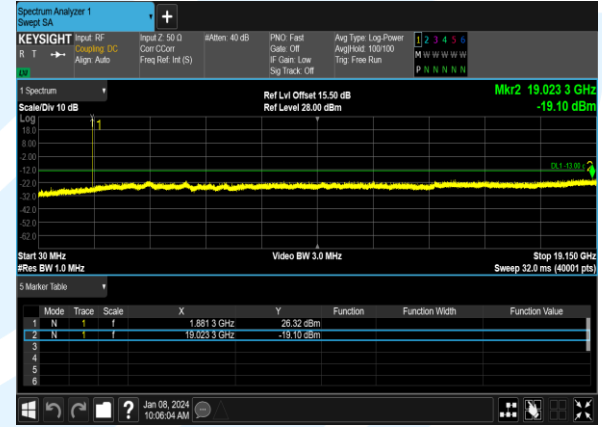
B25_3M_16QAM_1@0_CH_26055



B25_3M_QPSK_1@0_CH_26365



B25_3M_16QAM_1@0_CH_26365



B25_3M_QPSK_1@0_CH_26675



B25_3M_16QAM_1@0_CH_26675



Shenzhen UnionTrust Quality and Technology Co., Ltd.

Address: Unit D/E of 9/F and 16/F, Block A, Building 6, Baoneng science and technology park, Longhua district, Shenzhen, China

Tel: +86-755-28230888

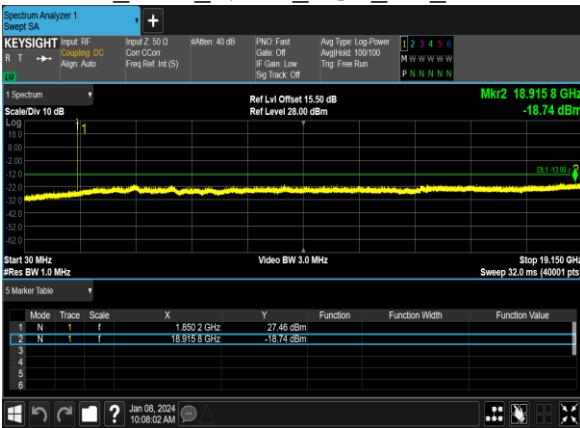
Fax: +86-755-28230886

E-mail: info@uttlab.com

<http://www.uttlab.com>

UTTR-RF-FCC4G-V1.1

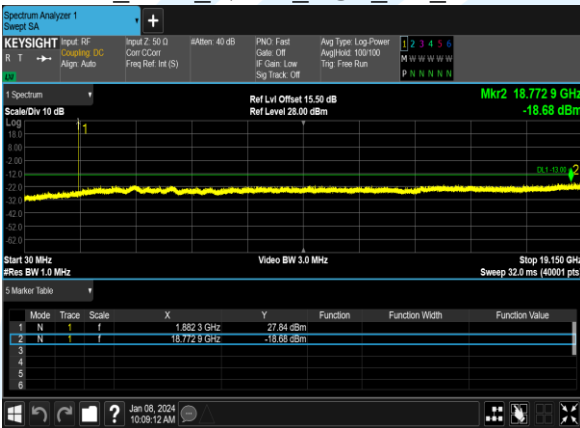
B25_1.4M_QPSK_1@0_CH_26047



B25_1.4M_16QAM_1@0_CH_26047



B25_1.4M_QPSK_1@0_CH_26365



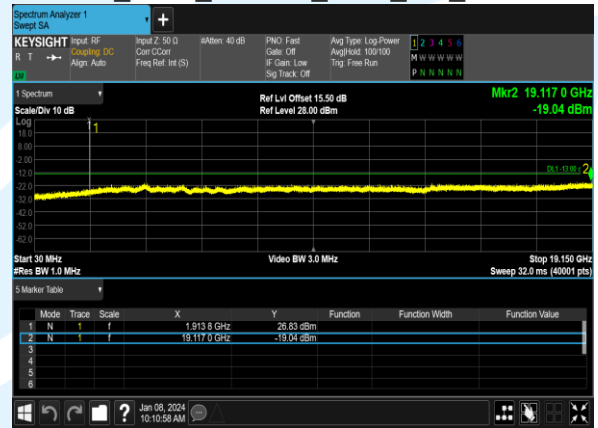
B25_1.4M_16QAM_1@0_CH_26365



B25_1.4M_QPSK_1@0_CH_26683



B25_1.4M_16QAM_1@0_CH_26683

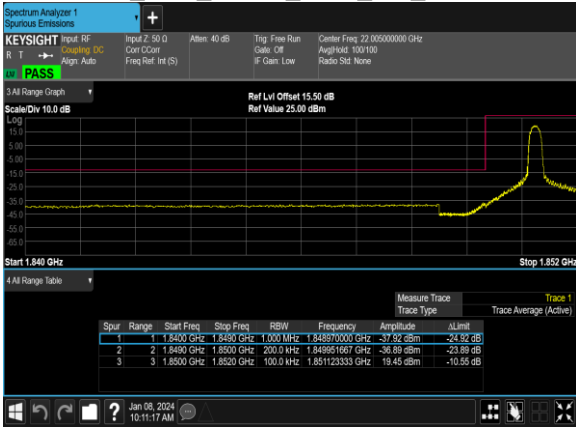


Conducted Band Edge

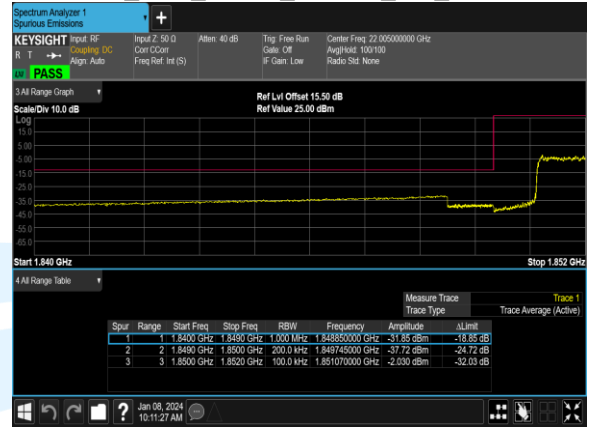
Band	Bandwidth (MHz)	Channel	Freq (MHz)	Modulation	RB	Result	Verdict
25	20.0	26140	1860.0	QPSK	1@0	see graph	PASS
25	20.0	26140	1860.0	QPSK	100@0	see graph	PASS
25	20.0	26140	1860.0	16QAM	1@0	see graph	PASS
25	20.0	26140	1860.0	16QAM	100@0	see graph	PASS
25	20.0	26590	1905.0	QPSK	1@99	see graph	PASS
25	20.0	26590	1905.0	QPSK	100@0	see graph	PASS
25	20.0	26590	1905.0	16QAM	1@99	see graph	PASS
25	20.0	26590	1905.0	16QAM	100@0	see graph	PASS
25	15.0	26115	1857.5	QPSK	1@0	see graph	PASS
25	15.0	26115	1857.5	QPSK	75@0	see graph	PASS
25	15.0	26115	1857.5	16QAM	1@0	see graph	PASS
25	15.0	26115	1857.5	16QAM	75@0	see graph	PASS
25	15.0	26615	1907.5	QPSK	1@74	see graph	PASS
25	15.0	26615	1907.5	QPSK	75@0	see graph	PASS
25	15.0	26615	1907.5	16QAM	1@74	see graph	PASS
25	15.0	26615	1907.5	16QAM	75@0	see graph	PASS
25	10.0	26090	1855.0	QPSK	1@0	see graph	PASS
25	10.0	26090	1855.0	QPSK	50@0	see graph	PASS
25	10.0	26090	1855.0	16QAM	1@0	see graph	PASS
25	10.0	26090	1855.0	16QAM	50@0	see graph	PASS
25	10.0	26640	1910.0	QPSK	1@49	see graph	PASS
25	10.0	26640	1910.0	QPSK	50@0	see graph	PASS
25	10.0	26640	1910.0	16QAM	1@49	see graph	PASS
25	10.0	26640	1910.0	16QAM	50@0	see graph	PASS
25	5.0	26065	1852.5	QPSK	1@0	see graph	PASS
25	5.0	26065	1852.5	QPSK	25@0	see graph	PASS
25	5.0	26065	1852.5	16QAM	1@0	see graph	PASS
25	5.0	26065	1852.5	16QAM	25@0	see graph	PASS
25	5.0	26665	1912.5	QPSK	1@24	see graph	PASS
25	5.0	26665	1912.5	QPSK	25@0	see graph	PASS
25	5.0	26665	1912.5	16QAM	1@24	see graph	PASS
25	5.0	26665	1912.5	16QAM	25@0	see graph	PASS
25	3.0	26055	1851.5	QPSK	1@0	see graph	PASS
25	3.0	26055	1851.5	QPSK	15@0	see graph	PASS
25	3.0	26055	1851.5	16QAM	1@0	see graph	PASS
25	3.0	26055	1851.5	16QAM	15@0	see graph	PASS
25	3.0	26675	1913.5	QPSK	1@14	see graph	PASS
25	3.0	26675	1913.5	QPSK	15@0	see graph	PASS
25	3.0	26675	1913.5	16QAM	1@14	see graph	PASS
25	3.0	26675	1913.5	16QAM	15@0	see graph	PASS
25	1.4	26047	1850.7	QPSK	1@0	see graph	PASS
25	1.4	26047	1850.7	QPSK	6@0	see graph	PASS
25	1.4	26047	1850.7	16QAM	1@0	see graph	PASS
25	1.4	26047	1850.7	16QAM	6@0	see graph	PASS
25	1.4	26683	1914.3	QPSK	1@5	see graph	PASS
25	1.4	26683	1914.3	QPSK	6@0	see graph	PASS
25	1.4	26683	1914.3	16QAM	1@5	see graph	PASS
25	1.4	26683	1914.3	16QAM	6@0	see graph	PASS

Test Graphs

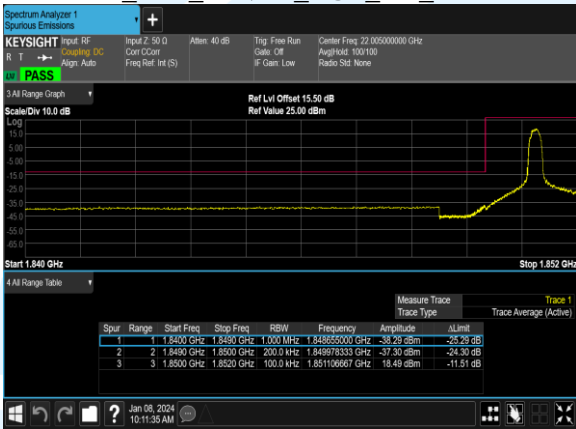
B25_20M_QPSK_1@0_CH_26140



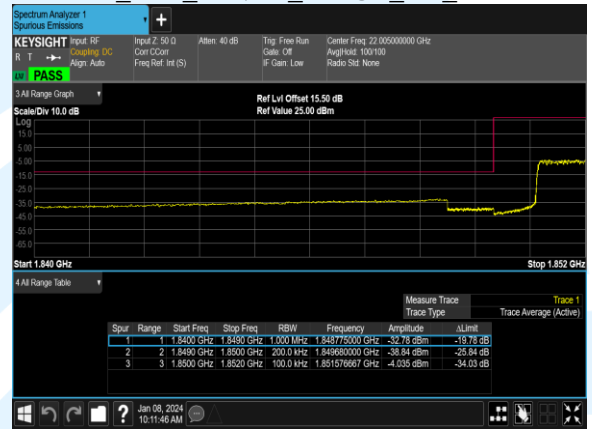
B25_20M_QPSK_100@0_CH_26140



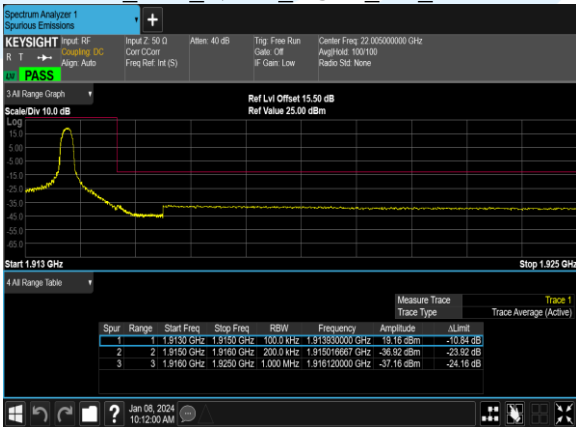
B25_20M_16QAM_1@0_CH_26140



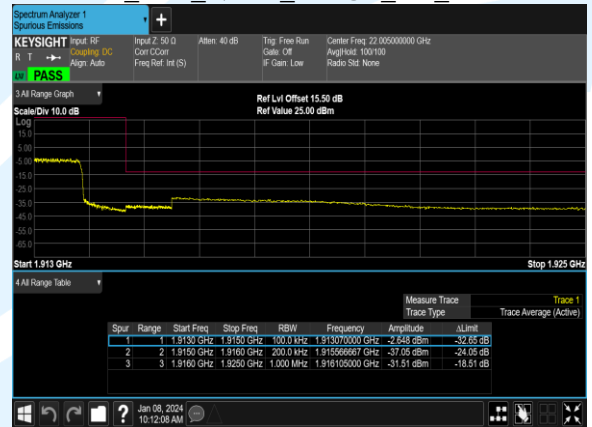
B25_20M_16QAM_100@0_CH_26140



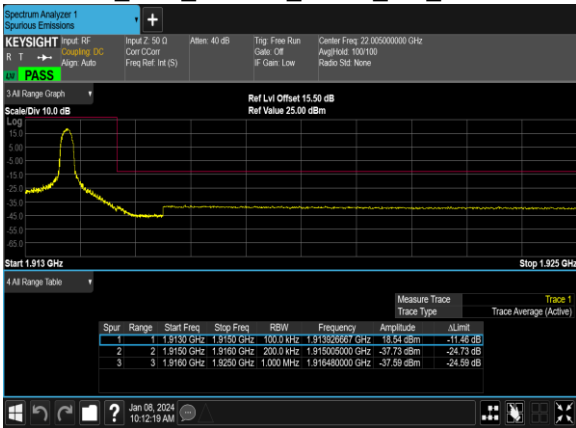
B25_20M_QPSK_1@99_CH_26590



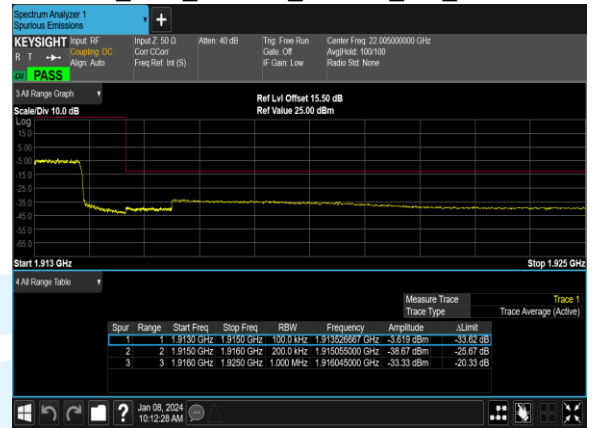
B25_20M_QPSK_100@0_CH_26590



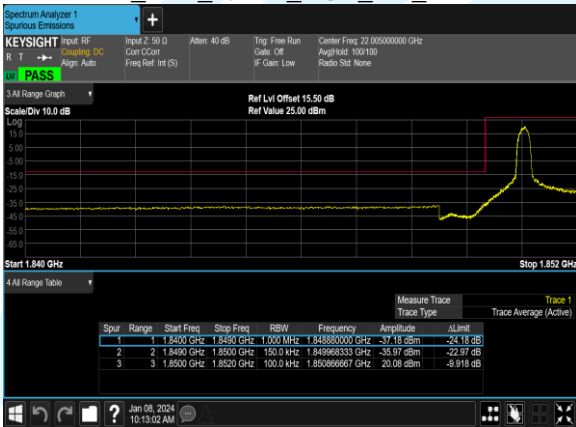
B25_20M_16QAM_1@99_CH_26590



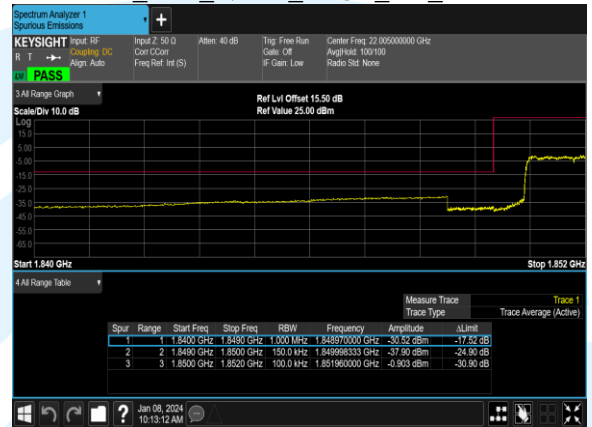
B25_20M_16QAM_100@0_CH_26590



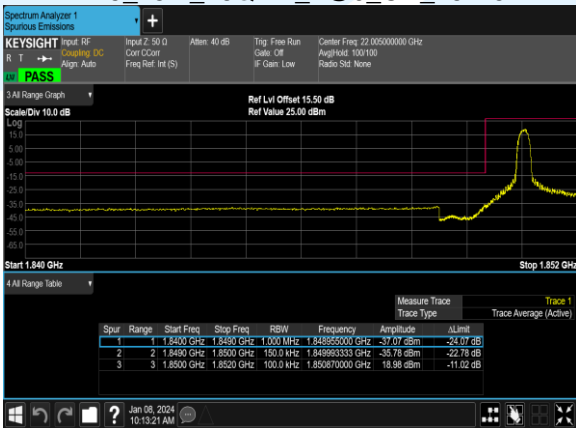
B25_15M_QPSK_1@0_CH_26115



B25_15M_QPSK_75@0_CH_26115



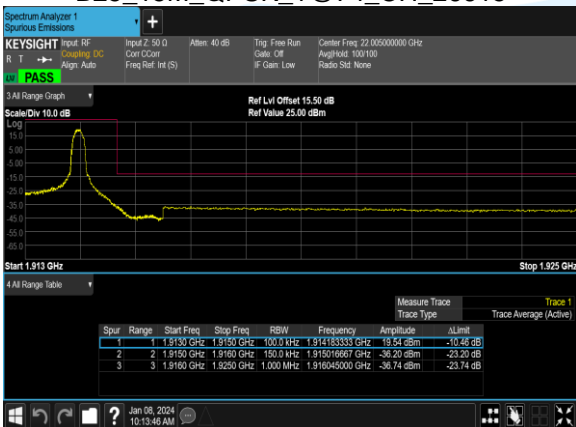
B25_15M_16QAM_1@0_CH_26115



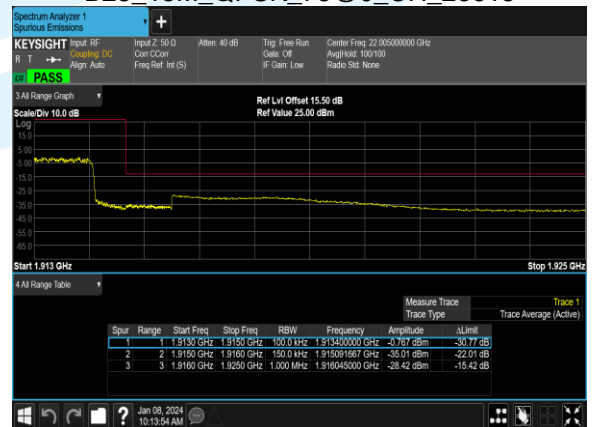
B25_15M_16QAM_75@0_CH_26115



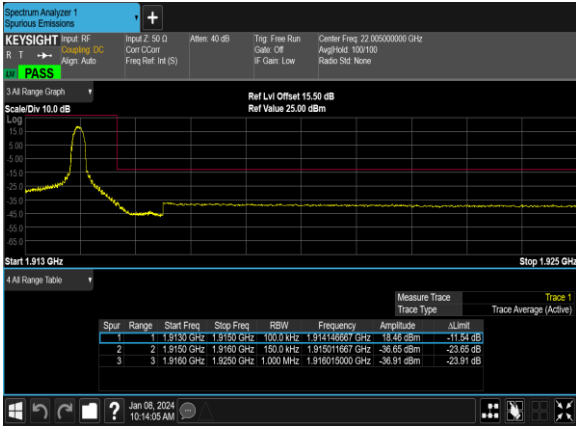
B25_15M_QPSK_1@74_CH_26615



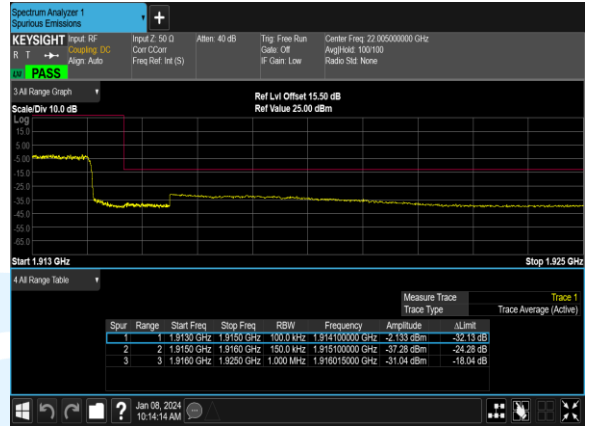
B25_15M_QPSK_75@0_CH_26615



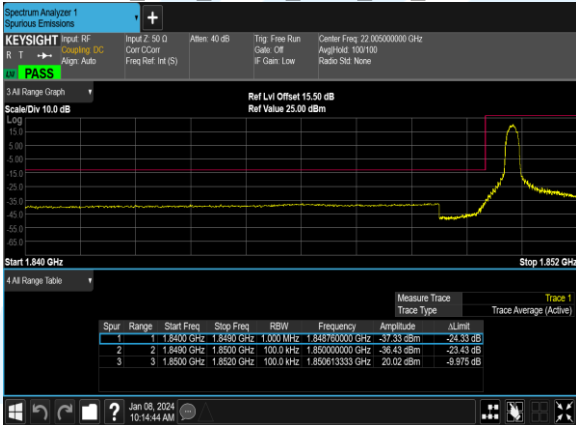
B25_15M_16QAM_1@74_CH_26615



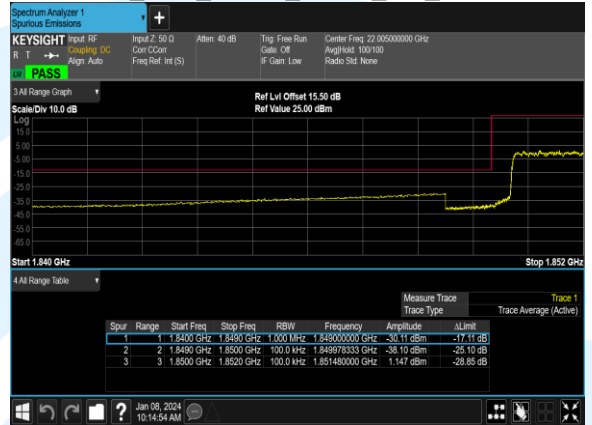
B25_15M_16QAM_75@0_CH_26615



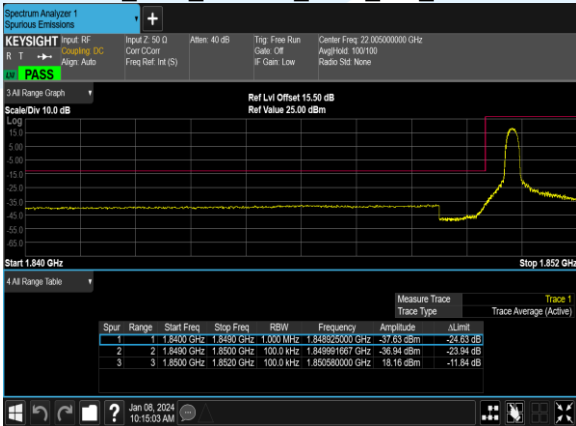
B25_10M_QPSK_1@0_CH_26090



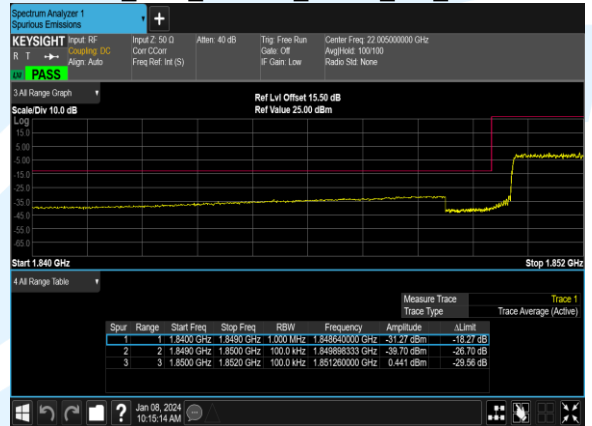
B25_10M_QPSK_50@0_CH_26090



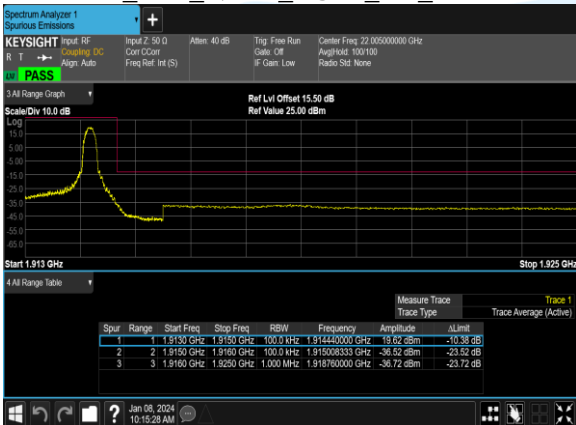
B25_10M_16QAM_1@0_CH_26090



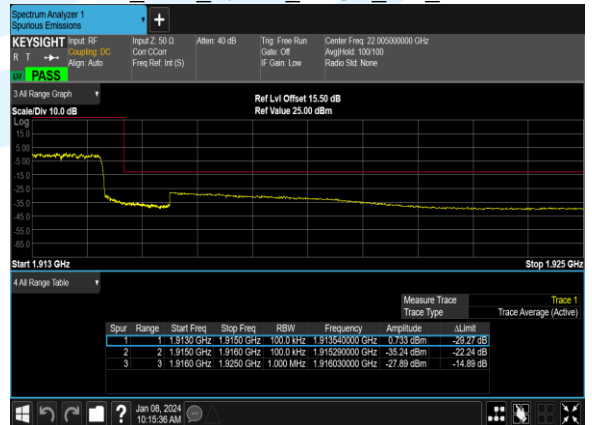
B25_10M_16QAM_50@0_CH_26090



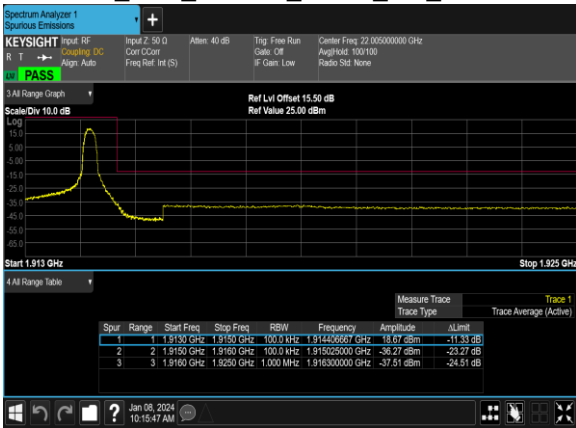
B25_10M_QPSK_1@49_CH_26640



B25_10M_QPSK_50@0_CH_26640



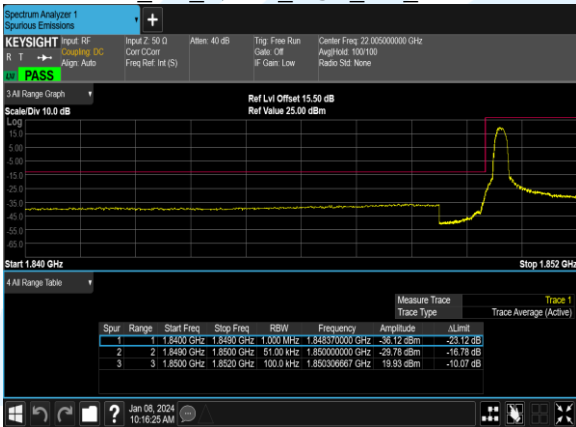
B25_10M_16QAM_1@49_CH_26640



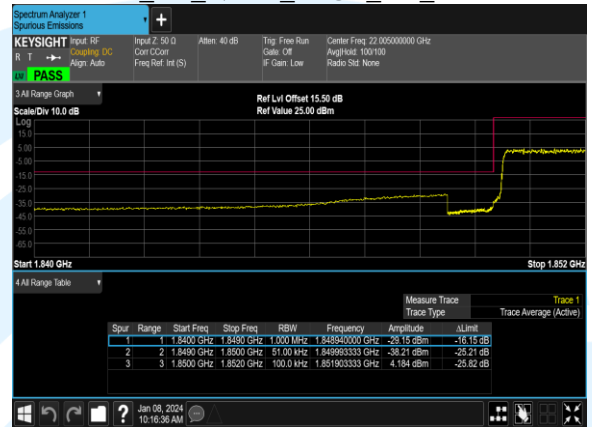
B25_10M_16QAM_50@0_CH_26640



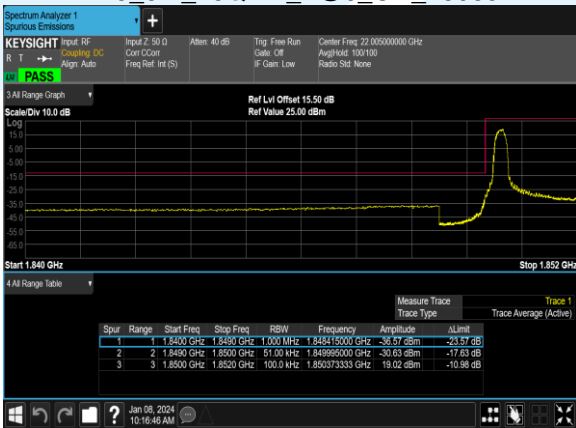
B25_5M_QPSK_1@0_CH_26065



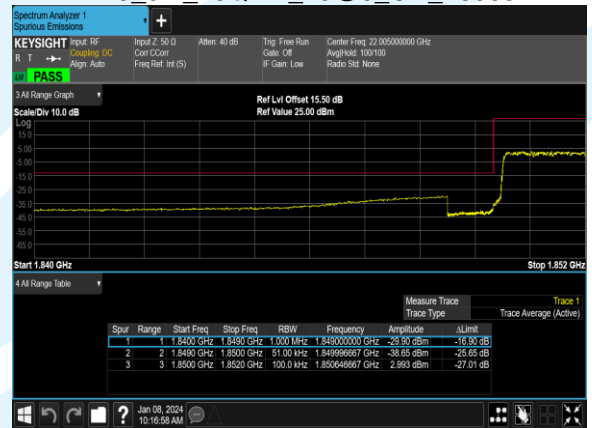
B25_5M_QPSK_25@0_CH_26065



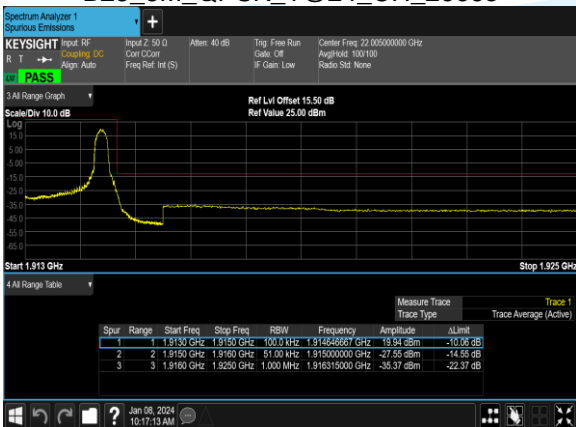
B25_5M_16QAM_1@0_CH_26065



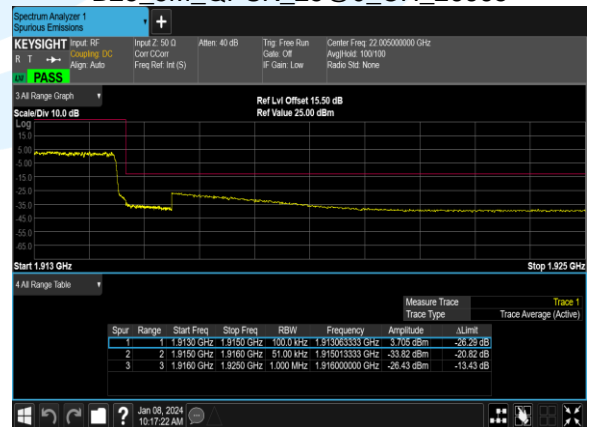
B25_5M_16QAM_25@0_CH_26065



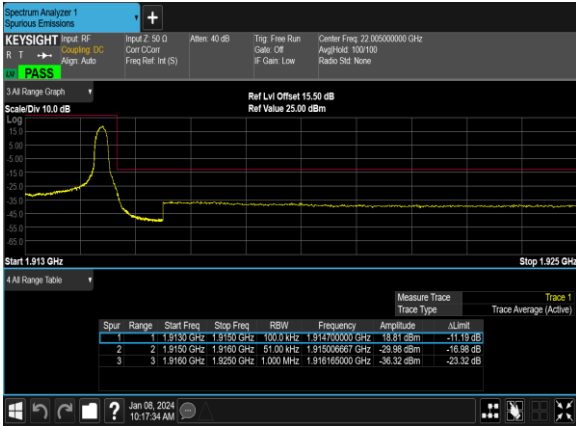
B25_5M_QPSK_1@24_CH_26665



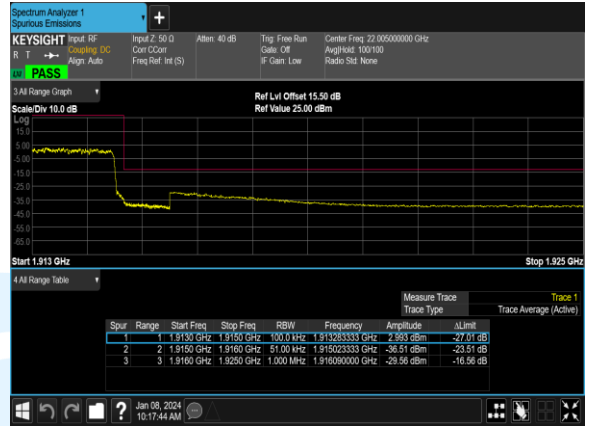
B25_5M_QPSK_25@0_CH_26665



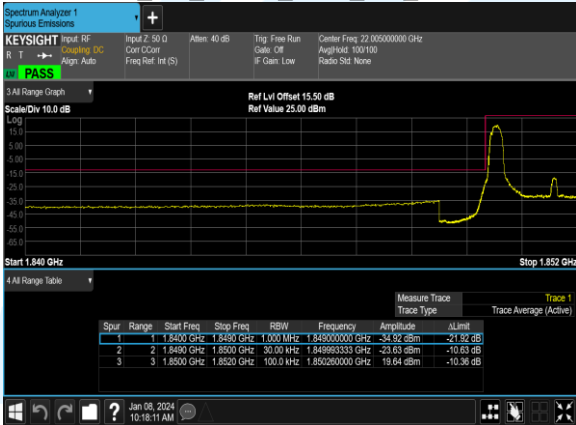
B25_5M_16QAM_1@24_CH_26665



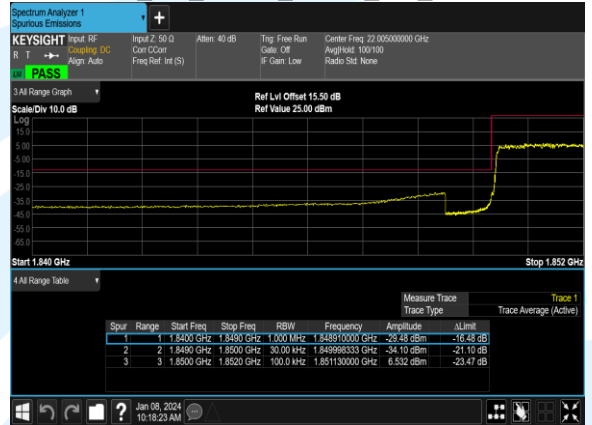
B25_5M_16QAM_25@0_CH_26665



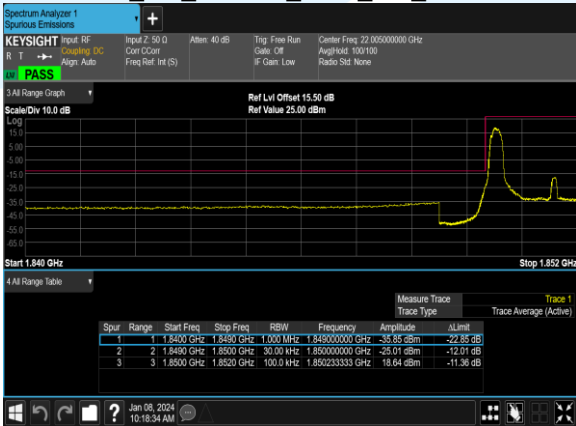
B25_3M_QPSK_1@0_CH_26055



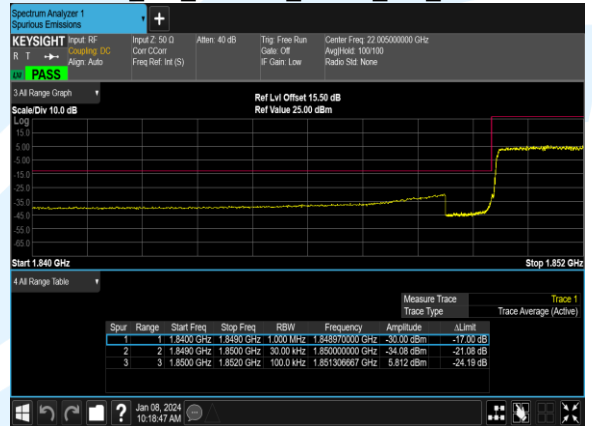
B25_3M_QPSK_15@0_CH_26055



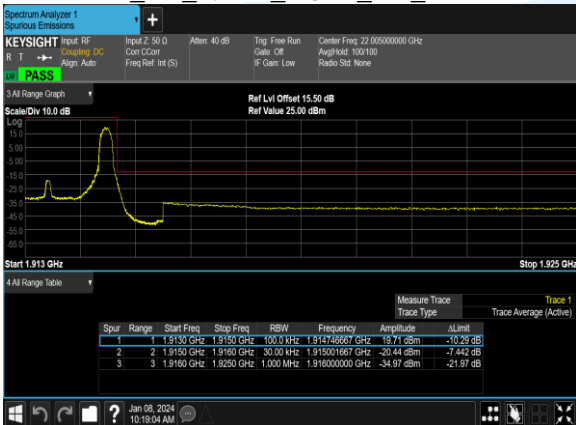
B25_3M_16QAM_1@0_CH_26055



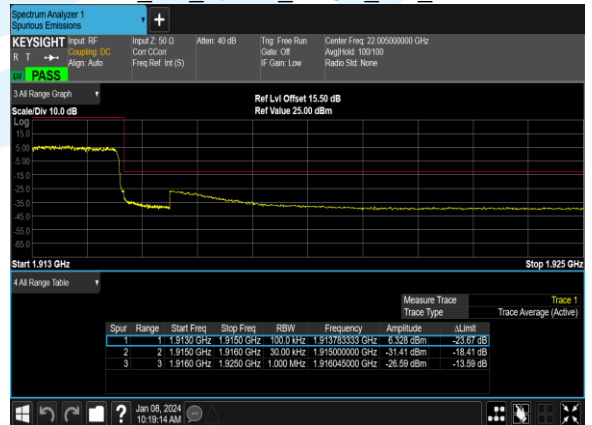
B25_3M_16QAM_15@0_CH_26055



B25_3M_QPSK_1@14_CH_26675



B25_3M_QPSK_15@0_CH_26675



Shenzhen UnionTrust Quality and Technology Co., Ltd.

Address: Unit D/E of 9/F and 16/F, Block A, Building 6, Baoneng science and technology park, Longhua district, Shenzhen, China

Tel: +86-755-28230888

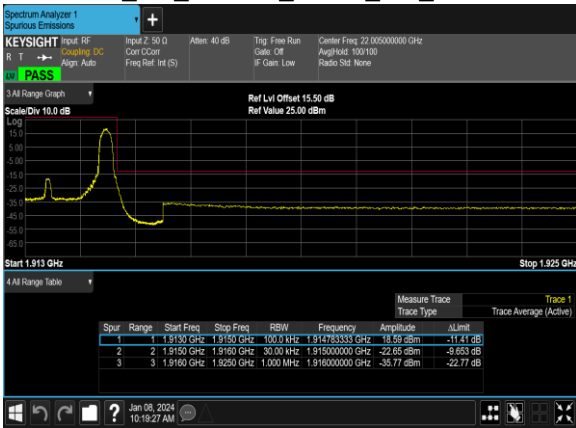
Fax: +86-755-28230886

E-mail: info@uttlab.com

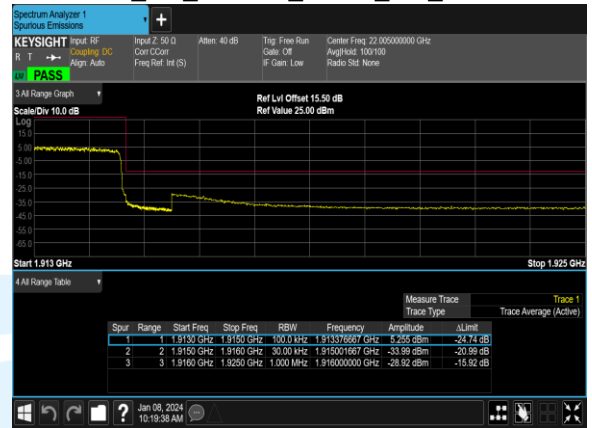
<http://www.uttlab.com>

UTTR-RF-FCC4G-V1.1

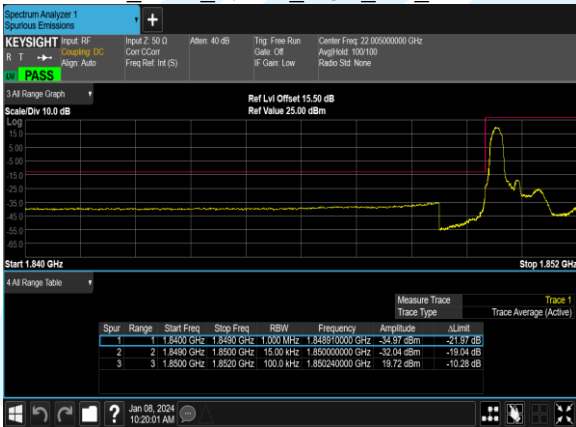
B25_3M_16QAM_1@14_CH_26675



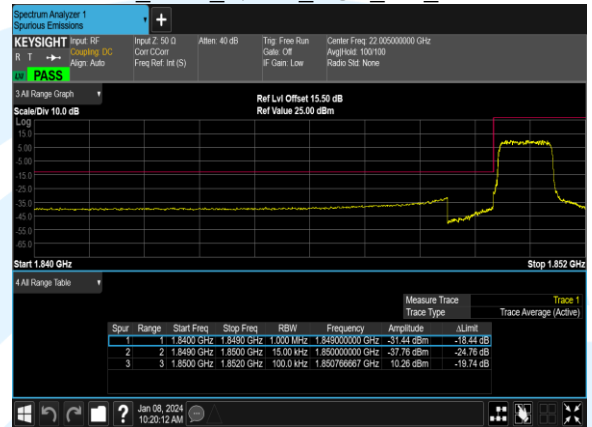
B25_3M_16QAM_15@0_CH_26675



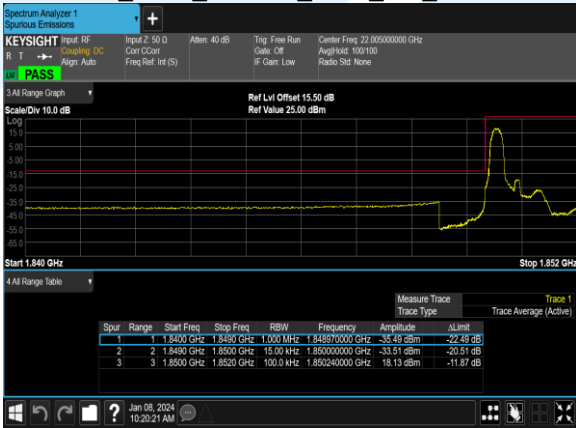
B25_1.4M_QPSK_1@0_CH_26047



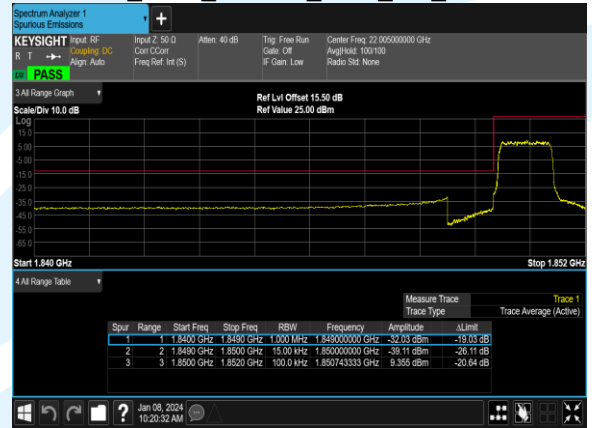
B25_1.4M_QPSK_6@0_CH_26047



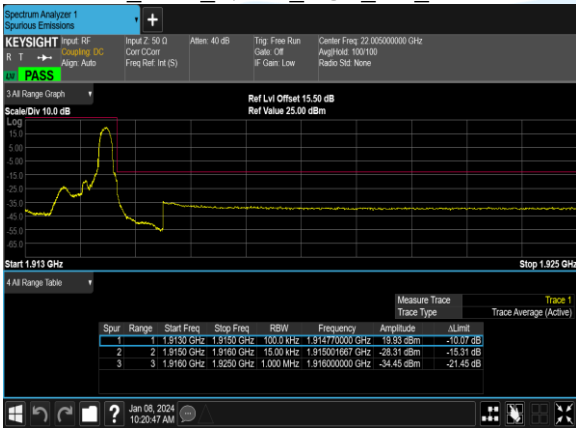
B25_1.4M_16QAM_1@0_CH_26047



B25_1.4M_16QAM_6@0_CH_26047



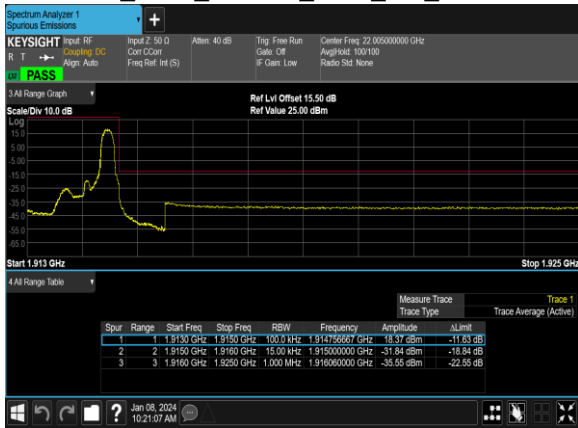
B25_1.4M_QPSK_1@5_CH_26683



B25_1.4M_QPSK_6@0_CH_26683



B25_1.4M_16QAM_1@5_CH_26683



B25_1.4M_16QAM_6@0_CH_26683



Shenzhen UnionTrust Quality and Technology Co., Ltd.

Address: Unit D/E of 9/F and 16/F, Block A, Building 6, Baoneng science and technology park, Longhua district, Shenzhen, China

Tel: +86-755-28230888

Fax: +86-755-28230886

E-mail: info@uttlab.com

<http://www.uttlab.com>

UTTR-RF-FCC4G-V1.1

A.9 LTE BAND 26

Peak to Average Ratio

Band	Bandwidth (MHz)	Channel	Freq (MHz)	Modulation	RB	Result (dB)	Limit (dB)	Verdict
26	15.0	26865	831.5	QPSK	75@0	5.43	13	PASS
26	15.0	26865	831.5	16QAM	75@0	6.23	13	PASS
26	15.0	26915	836.5	QPSK	75@0	5.58	13	PASS
26	15.0	26915	836.5	16QAM	75@0	6.35	13	PASS
26	15.0	26965	841.5	QPSK	75@0	5.39	13	PASS
26	15.0	26965	841.5	16QAM	75@0	6.37	13	PASS
26	10.0	26840	829.0	QPSK	50@0	5.59	13	PASS
26	10.0	26840	829.0	16QAM	50@0	6.31	13	PASS
26	10.0	26915	836.5	QPSK	50@0	5.82	13	PASS
26	10.0	26915	836.5	16QAM	50@0	6.63	13	PASS
26	10.0	26990	844.0	QPSK	50@0	5.65	13	PASS
26	10.0	26990	844.0	16QAM	50@0	6.48	13	PASS
26	5.0	26815	826.5	QPSK	25@0	5.71	13	PASS
26	5.0	26815	826.5	16QAM	25@0	6.36	13	PASS
26	5.0	26915	836.5	QPSK	25@0	6.02	13	PASS
26	5.0	26915	836.5	16QAM	25@0	6.66	13	PASS
26	5.0	27015	846.5	QPSK	25@0	5.69	13	PASS
26	5.0	27015	846.5	16QAM	25@0	6.47	13	PASS
26	3.0	26805	825.5	QPSK	15@0	5.66	13	PASS
26	3.0	26805	825.5	16QAM	15@0	6.43	13	PASS
26	3.0	26915	836.5	QPSK	15@0	5.79	13	PASS
26	3.0	26915	836.5	16QAM	15@0	6.63	13	PASS
26	3.0	27025	847.5	QPSK	15@0	5.39	13	PASS
26	3.0	27025	847.5	16QAM	15@0	6.34	13	PASS
26	1.4	26797	824.7	QPSK	6@0	5.82	13	PASS
26	1.4	26797	824.7	16QAM	6@0	6.58	13	PASS
26	1.4	26915	836.5	QPSK	6@0	5.87	13	PASS
26	1.4	26915	836.5	16QAM	6@0	6.69	13	PASS
26	1.4	27033	848.3	QPSK	6@0	5.06	13	PASS
26	1.4	27033	848.3	16QAM	6@0	5.91	13	PASS

Test Graphs

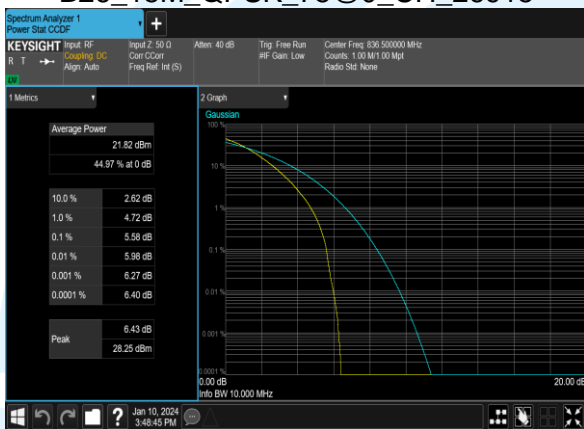
B26_15M_QPSK_75@0_CH_26865



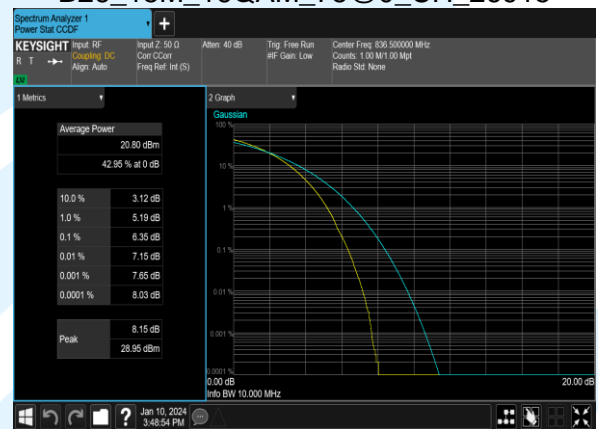
B26_15M_16QAM_75@0_CH_26865



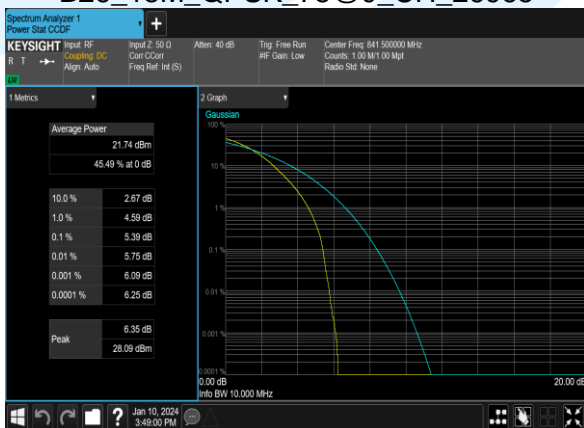
B26_15M_QPSK_75@0_CH_26915



B26_15M_16QAM_75@0_CH_26915



B26_15M_QPSK_75@0_CH_26965



B26_15M_16QAM_75@0_CH_26965

