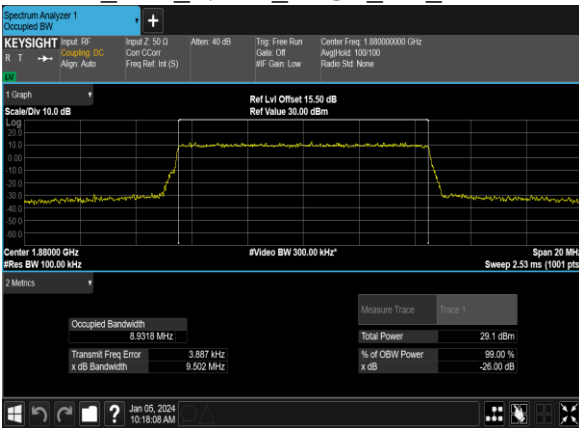
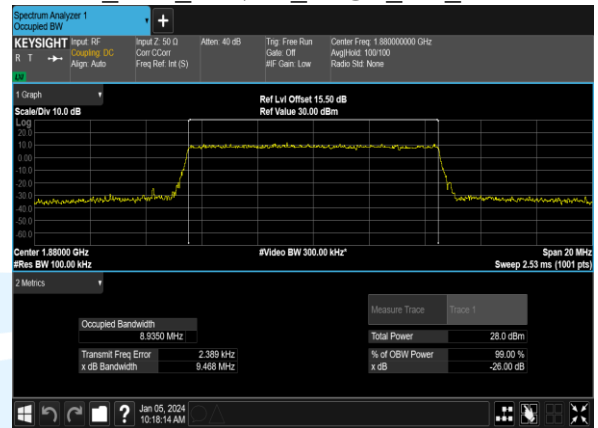


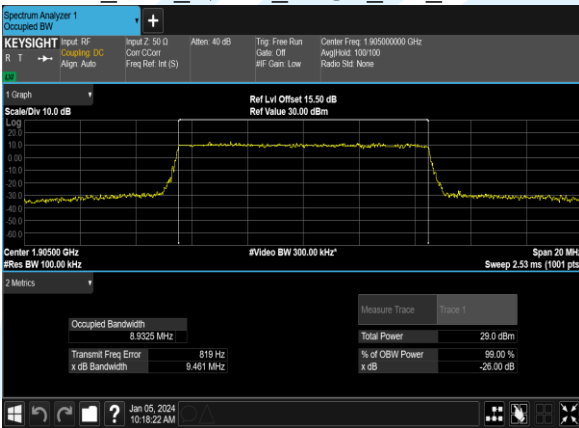
B2_10M_QPSK_50@0_CH_18900



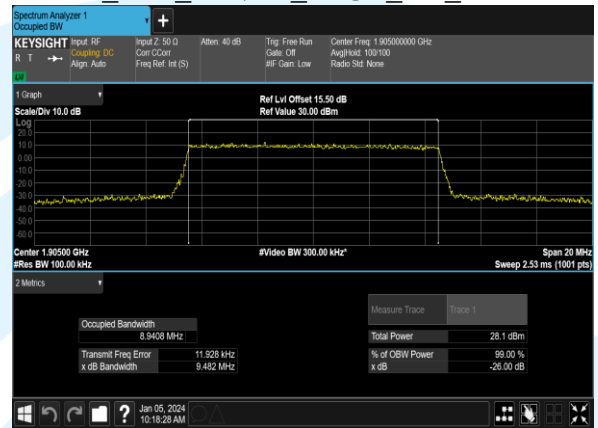
B2_10M_16QAM_50@0_CH_18900



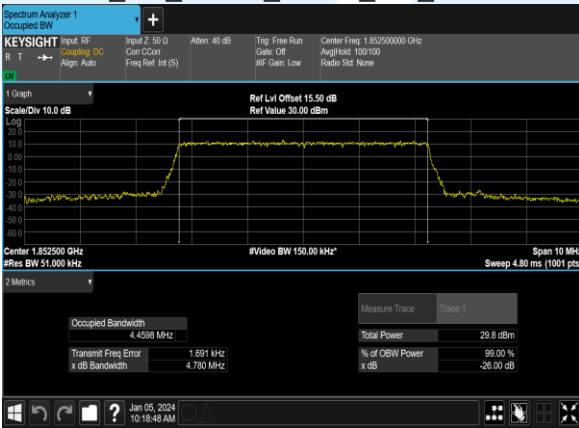
B2_10M_QPSK_50@0_CH_19150



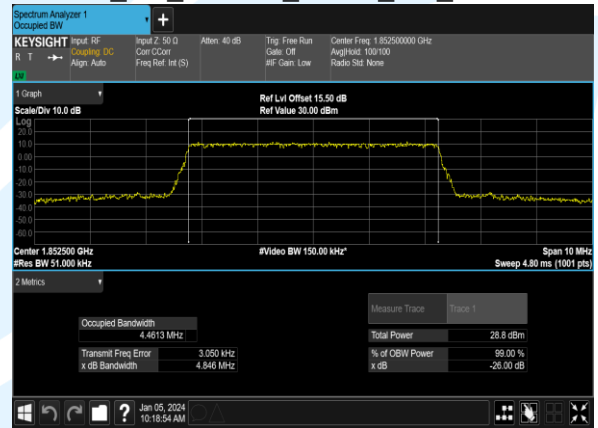
B2_10M_16QAM_50@0_CH_19150



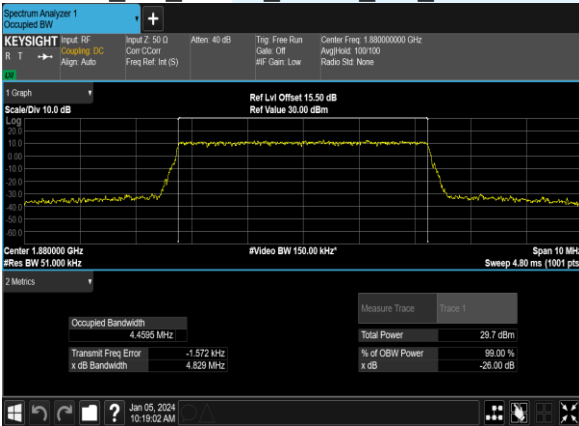
B2_5M_QPSK_25@0_CH_18625



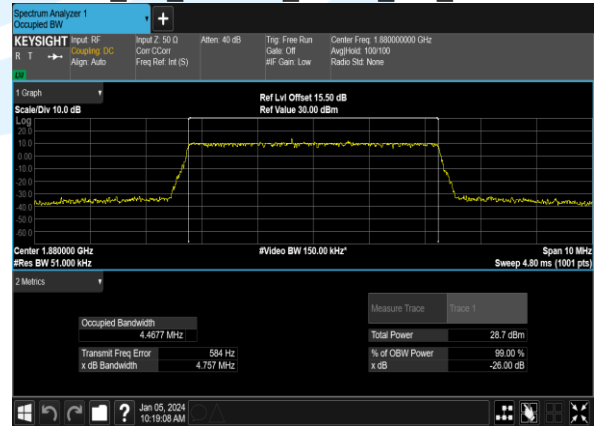
B2_5M_16QAM_25@0_CH_18625



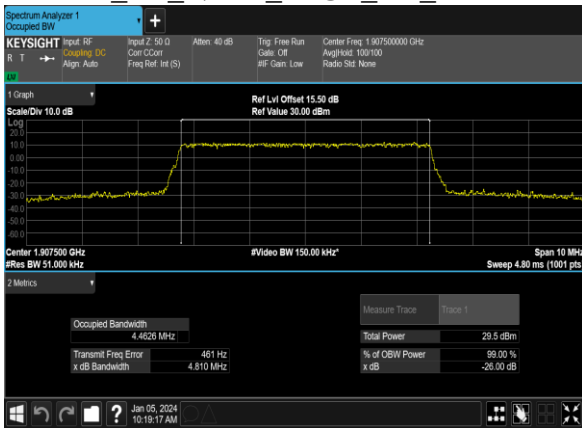
B2_5M_QPSK_25@0_CH_18900



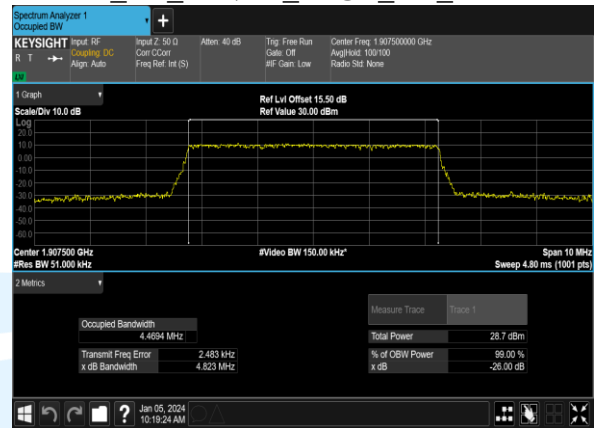
B2_5M_16QAM_25@0_CH_18900



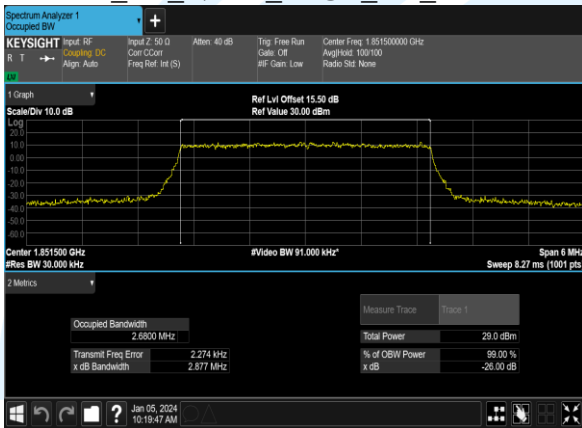
B2_5M_QPSK_25@0_CH_19175



B2_5M_16QAM_25@0_CH_19175



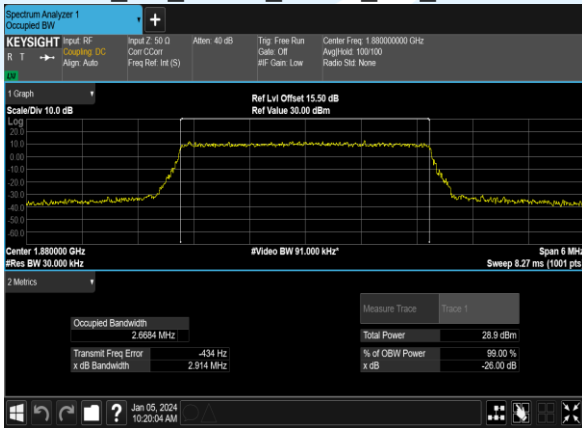
B2_3M_QPSK_15@0_CH_18615



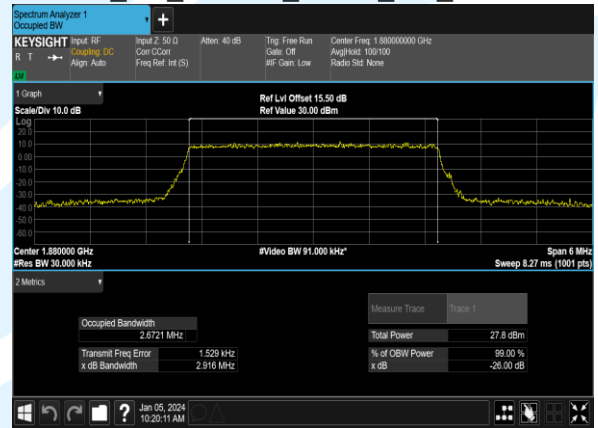
B2_3M_16QAM_15@0_CH_18615



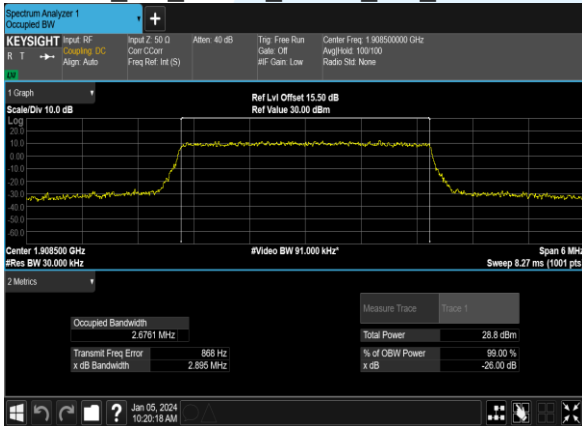
B2_3M_QPSK_15@0_CH_18900



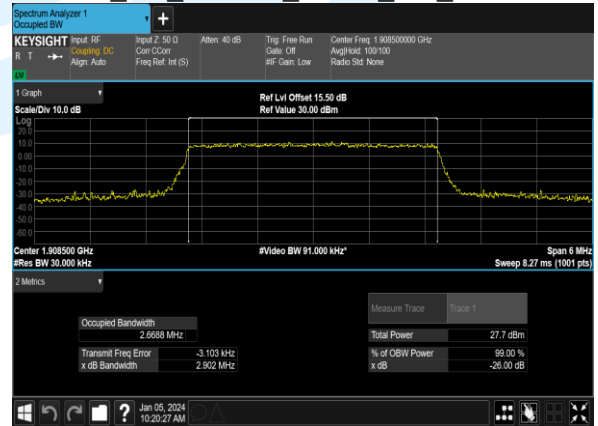
B2_3M_16QAM_15@0_CH_18900



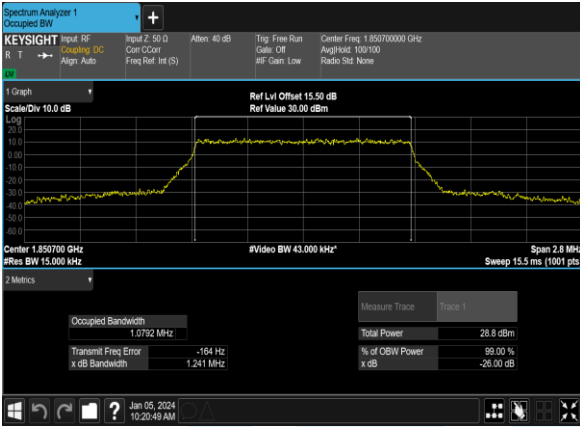
B2_3M_QPSK_15@0_CH_19185



B2_3M_16QAM_15@0_CH_19185



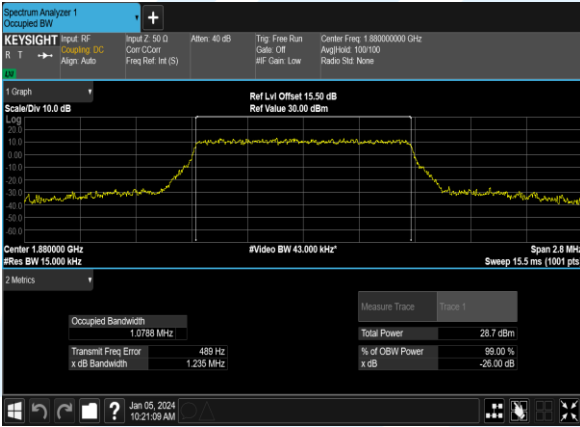
B2_1.4M_QPSK_6@0_CH_18607



B2_1.4M_16QAM_6@0_CH_18607



B2_1.4M_QPSK_6@0_CH_18900



B2_1.4M_16QAM_6@0_CH_18900



B2_1.4M_QPSK_6@0_CH_19193



B2_1.4M_16QAM_6@0_CH_19193

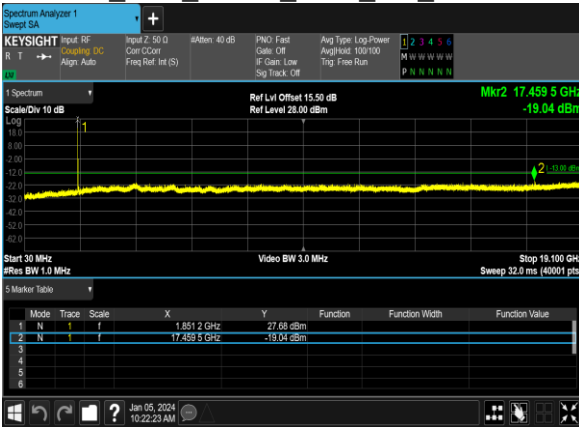


Conducted Spurious Emissions

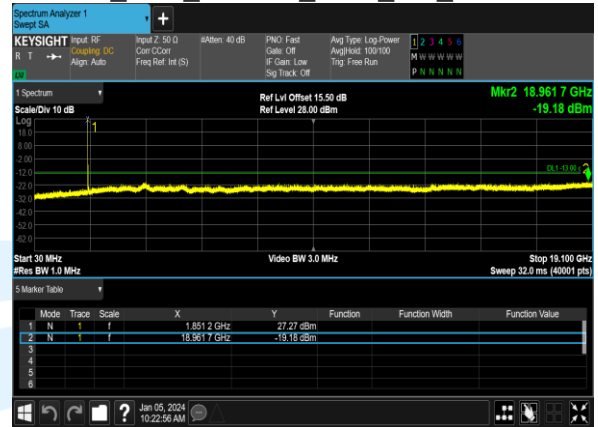
Band	Bandwidth (MHz)	Channel	Freq (MHz)	Modulation	RB	Result (dBm)	Limit (dBm)	Verdict
2	20.0	18700	1860.0	QPSK	1@0	-19.04	-13	PASS
2	20.0	18700	1860.0	16QAM	1@0	-19.18	-13	PASS
2	20.0	18900	1880.0	QPSK	1@0	-19.0	-13	PASS
2	20.0	18900	1880.0	16QAM	1@0	-18.75	-13	PASS
2	20.0	19100	1900.0	QPSK	1@0	-19.29	-13	PASS
2	20.0	19100	1900.0	16QAM	1@0	-18.92	-13	PASS
2	15.0	18675	1857.5	QPSK	1@0	-19.02	-13	PASS
2	15.0	18675	1857.5	16QAM	1@0	-19.3	-13	PASS
2	15.0	18900	1880.0	QPSK	1@0	-18.74	-13	PASS
2	15.0	18900	1880.0	16QAM	1@0	-19.5	-13	PASS
2	15.0	19125	1902.5	QPSK	1@0	-19.52	-13	PASS
2	15.0	19125	1902.5	16QAM	1@0	-19.16	-13	PASS
2	10.0	18650	1855.0	QPSK	1@0	-18.89	-13	PASS
2	10.0	18650	1855.0	16QAM	1@0	-18.89	-13	PASS
2	10.0	18900	1880.0	QPSK	1@0	-19.18	-13	PASS
2	10.0	18900	1880.0	16QAM	1@0	-19.31	-13	PASS
2	10.0	19150	1905.0	QPSK	1@0	-19.2	-13	PASS
2	10.0	19150	1905.0	16QAM	1@0	-18.59	-13	PASS
2	5.0	18625	1852.5	QPSK	1@0	-18.27	-13	PASS
2	5.0	18625	1852.5	16QAM	1@0	-19.22	-13	PASS
2	5.0	18900	1880.0	QPSK	1@0	-19.11	-13	PASS
2	5.0	18900	1880.0	16QAM	1@0	-19.09	-13	PASS
2	5.0	19175	1907.5	QPSK	1@0	-19.26	-13	PASS
2	5.0	19175	1907.5	16QAM	1@0	-19.1	-13	PASS
2	3.0	18615	1851.5	QPSK	1@0	-18.82	-13	PASS
2	3.0	18615	1851.5	16QAM	1@0	-19.49	-13	PASS
2	3.0	18900	1880.0	QPSK	1@0	-18.85	-13	PASS
2	3.0	18900	1880.0	16QAM	1@0	-19.14	-13	PASS
2	3.0	19185	1908.5	QPSK	1@0	-19.05	-13	PASS
2	3.0	19185	1908.5	16QAM	1@0	-18.41	-13	PASS
2	1.4	18607	1850.7	QPSK	1@0	-19.08	-13	PASS
2	1.4	18607	1850.7	16QAM	1@0	-19.18	-13	PASS
2	1.4	18900	1880.0	QPSK	1@0	-18.75	-13	PASS
2	1.4	18900	1880.0	16QAM	1@0	-18.86	-13	PASS
2	1.4	19193	1909.3	QPSK	1@0	-19.25	-13	PASS
2	1.4	19193	1909.3	16QAM	1@0	-17.67	-13	PASS

Test Graphs

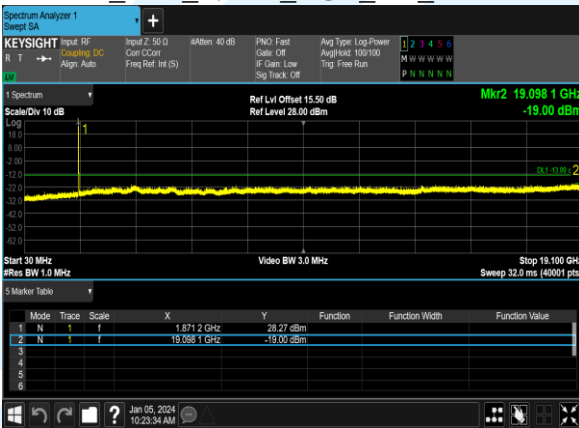
B2_20M_QPSK_1@0_CH_18700



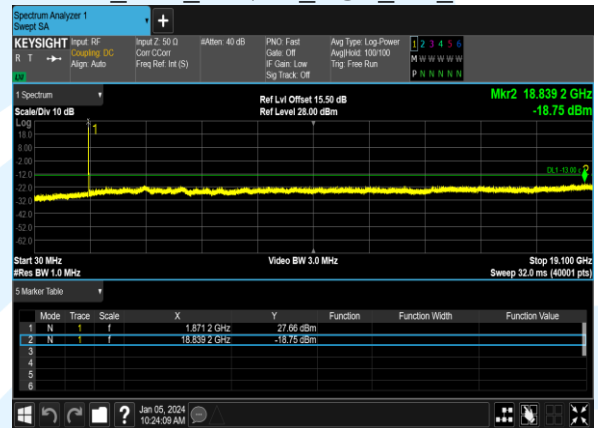
B2_20M_16QAM_1@0_CH_18700



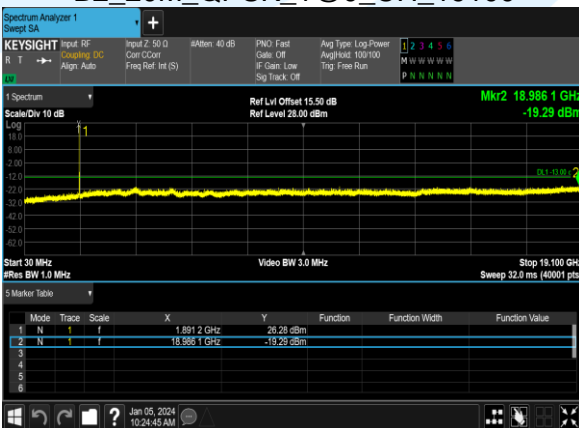
B2_20M_QPSK_1@0_CH_18900



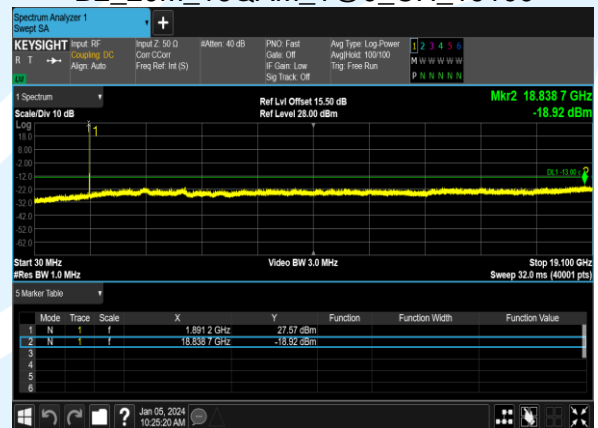
B2_20M_16QAM_1@0_CH_18900



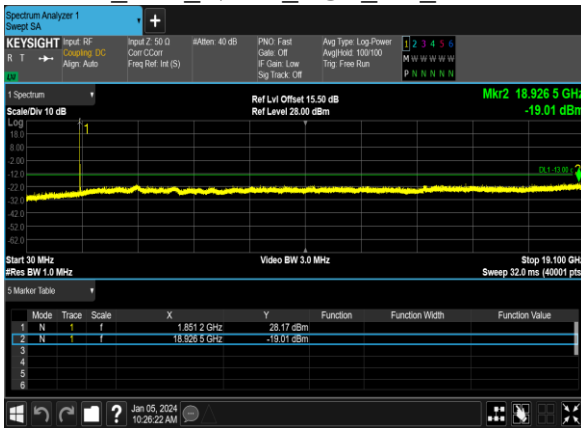
B2_20M_QPSK_1@0_CH_19100



B2_20M_16QAM_1@0_CH_19100



B2_15M_QPSK_1@0_CH_18675



B2_15M_16QAM_1@0_CH_18675



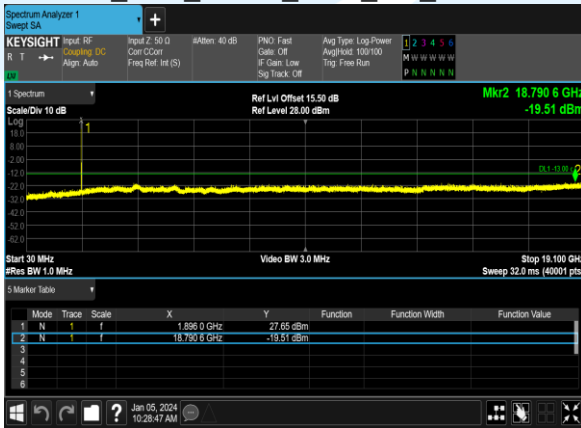
B2_15M_QPSK_1@0_CH_18900



B2_15M_16QAM_1@0_CH_18900



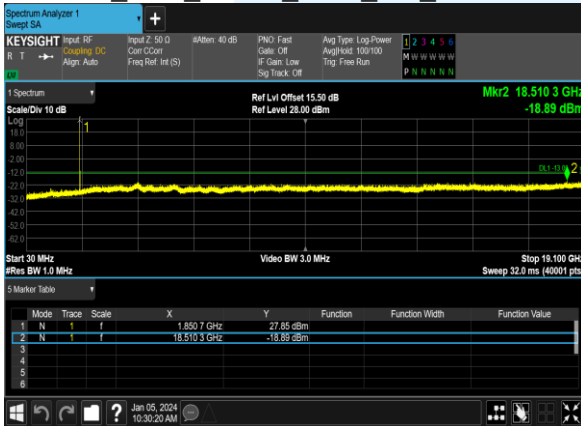
B2_15M_QPSK_1@0_CH_19125



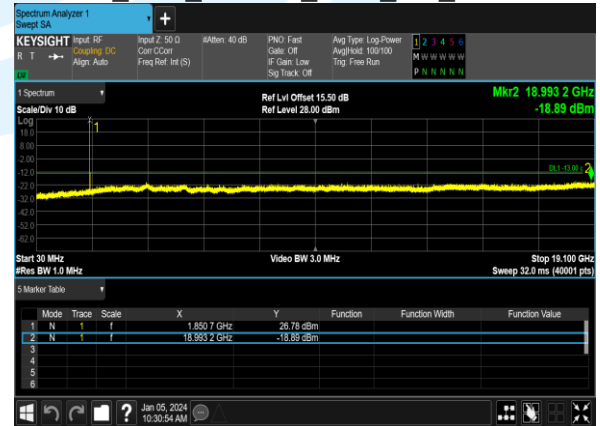
B2_15M_16QAM_1@0_CH_19125



B2_10M_QPSK_1@0_CH_18650



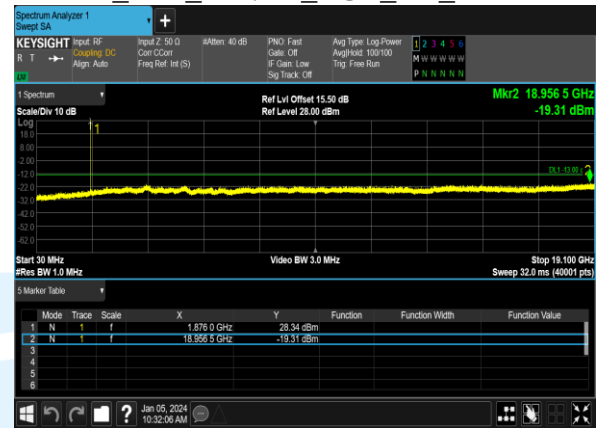
B2_10M_16QAM_1@0_CH_18650



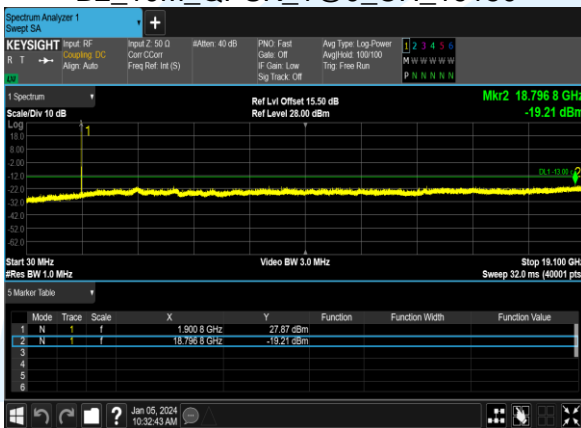
B2_10M_QPSK_1@0_CH_18900



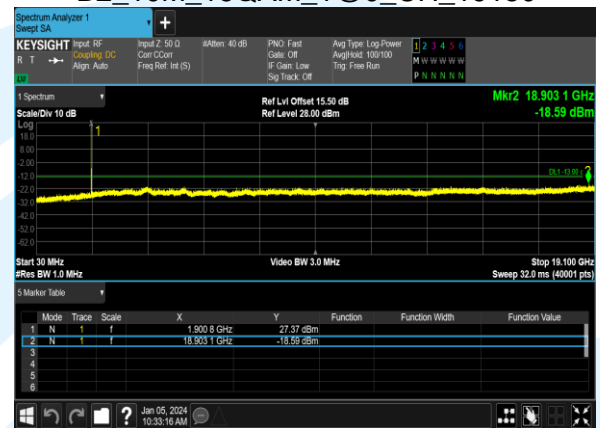
B2_10M_16QAM_1@0_CH_18900



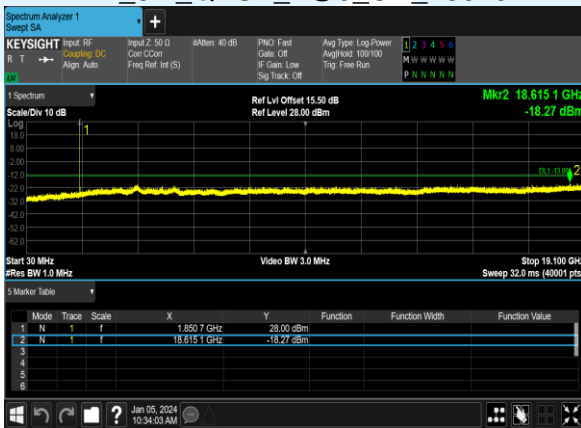
B2_10M_QPSK_1@0_CH_19150



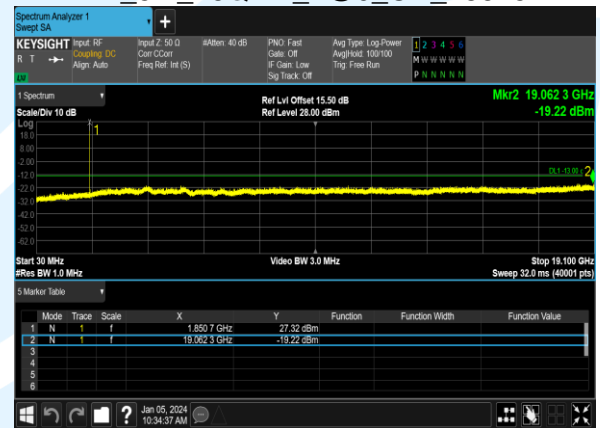
B2_10M_16QAM_1@0_CH_19150



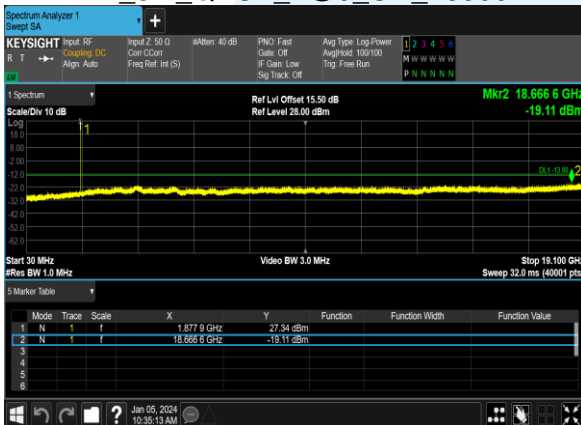
B2_5M_QPSK_1@0_CH_18625



B2_5M_16QAM_1@0_CH_18625



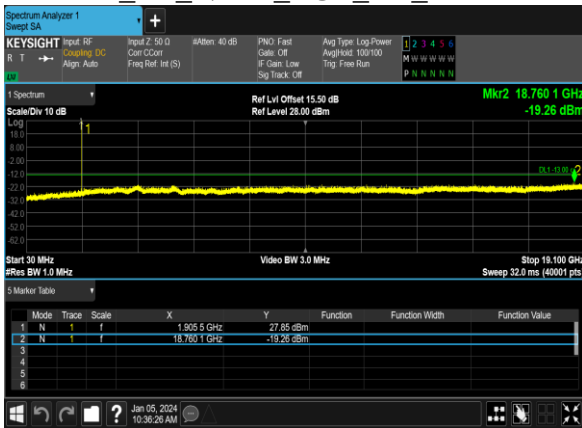
B2_5M_QPSK_1@0_CH_18900



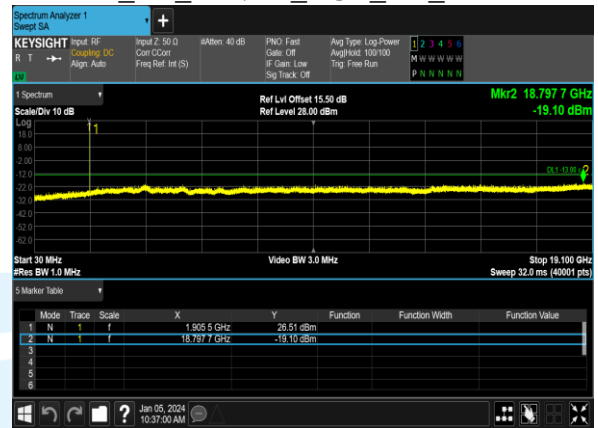
B2_5M_16QAM_1@0_CH_18900



B2_5M_QPSK_1@0_CH_19175



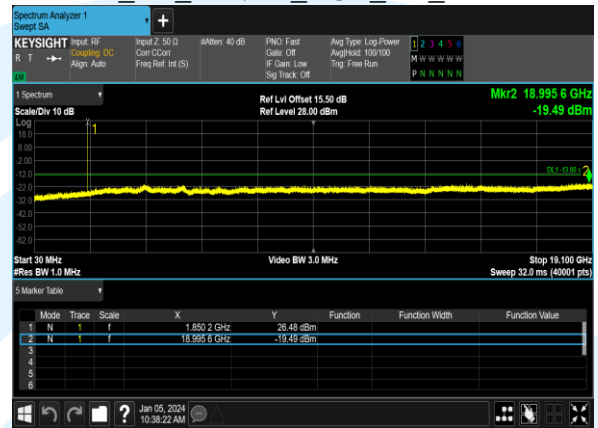
B2_5M_16QAM_1@0_CH_19175



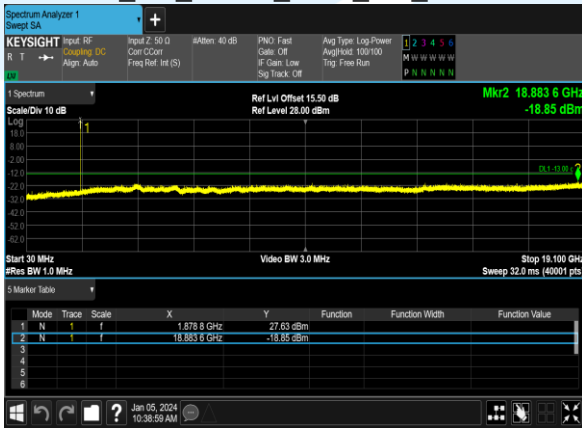
B2_3M_QPSK_1@0_CH_18615



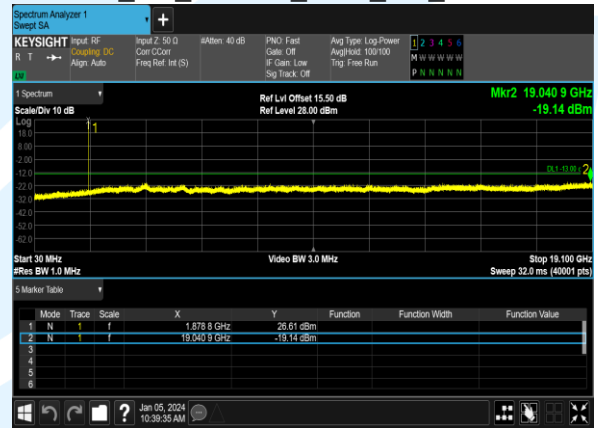
B2_3M_16QAM_1@0_CH_18615



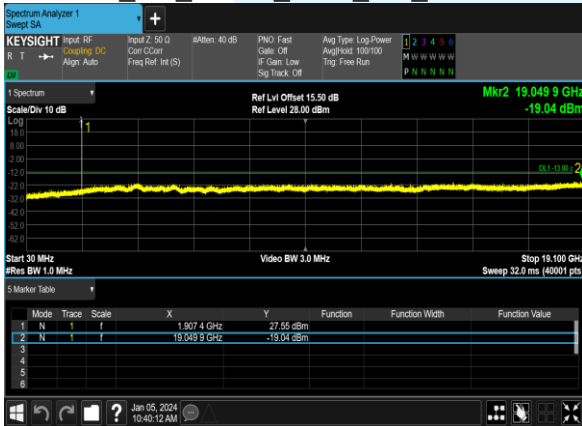
B2_3M_QPSK_1@0_CH_18900



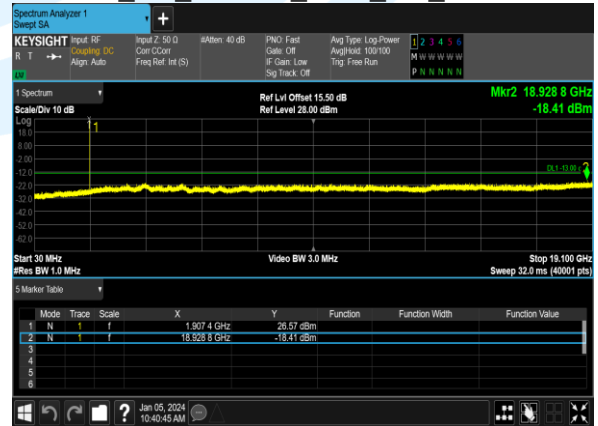
B2_3M_16QAM_1@0_CH_18900



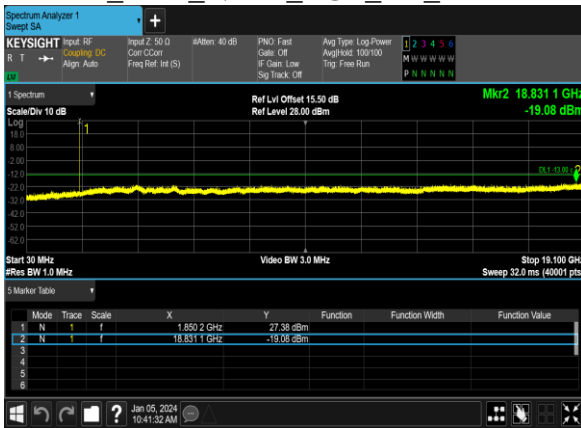
B2_3M_QPSK_1@0_CH_19185



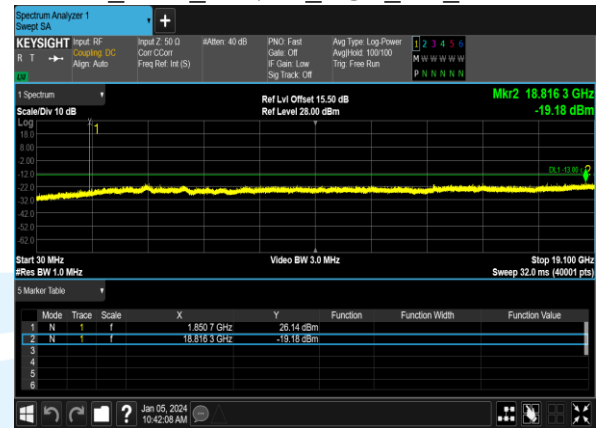
B2_3M_16QAM_1@0_CH_19185



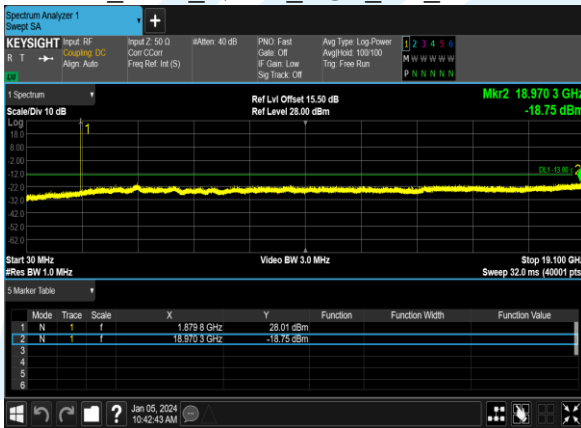
B2_1.4M_QPSK_1@0_CH_18607



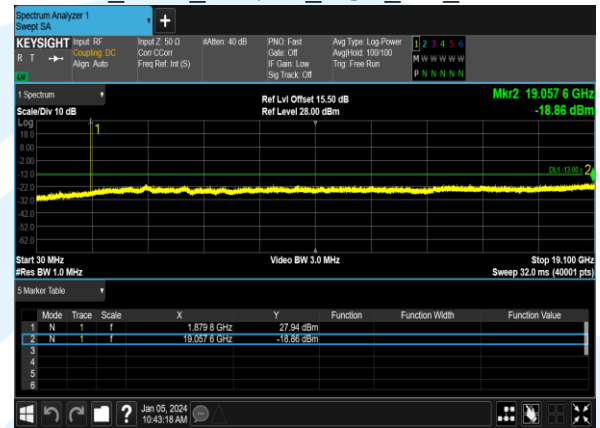
B2_1.4M_16QAM_1@0_CH_18607



B2_1.4M_QPSK_1@0_CH_18900



B2_1.4M_16QAM_1@0_CH_18900



B2_1.4M_QPSK_1@0_CH_19193



B2_1.4M_16QAM_1@0_CH_19193

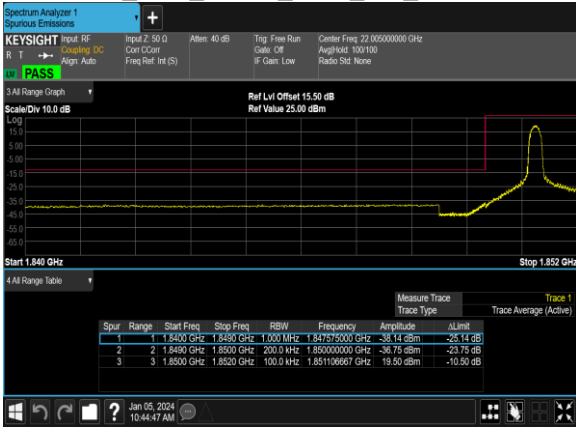


Conducted Band Edge

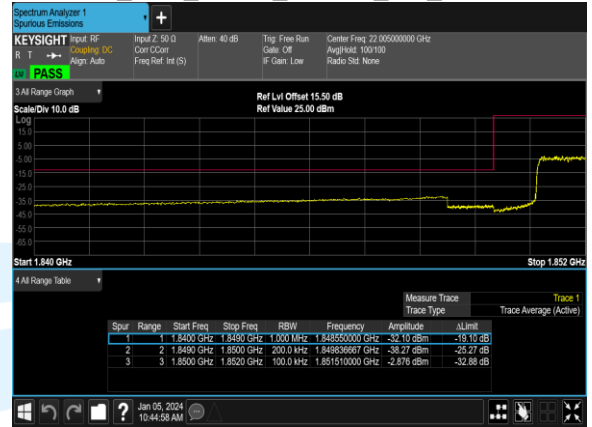
Band	Bandwidth (MHz)	Channel	Freq (MHz)	Modulation	RB	Result	Verdict
2	20.0	18700	1860.0	QPSK	1@0	see graph	PASS
2	20.0	18700	1860.0	QPSK	100@0	see graph	PASS
2	20.0	18700	1860.0	16QAM	1@0	see graph	PASS
2	20.0	18700	1860.0	16QAM	100@0	see graph	PASS
2	20.0	19100	1900.0	QPSK	1@99	see graph	PASS
2	20.0	19100	1900.0	QPSK	100@0	see graph	PASS
2	20.0	19100	1900.0	16QAM	1@99	see graph	PASS
2	20.0	19100	1900.0	16QAM	100@0	see graph	PASS
2	15.0	18675	1857.5	QPSK	1@0	see graph	PASS
2	15.0	18675	1857.5	QPSK	75@0	see graph	PASS
2	15.0	18675	1857.5	16QAM	1@0	see graph	PASS
2	15.0	18675	1857.5	16QAM	75@0	see graph	PASS
2	15.0	19125	1902.5	QPSK	1@74	see graph	PASS
2	15.0	19125	1902.5	QPSK	75@0	see graph	PASS
2	15.0	19125	1902.5	16QAM	1@74	see graph	PASS
2	15.0	19125	1902.5	16QAM	75@0	see graph	PASS
2	10.0	18650	1855.0	QPSK	1@0	see graph	PASS
2	10.0	18650	1855.0	QPSK	50@0	see graph	PASS
2	10.0	18650	1855.0	16QAM	1@0	see graph	PASS
2	10.0	18650	1855.0	16QAM	50@0	see graph	PASS
2	10.0	19150	1905.0	QPSK	1@49	see graph	PASS
2	10.0	19150	1905.0	QPSK	50@0	see graph	PASS
2	10.0	19150	1905.0	16QAM	1@49	see graph	PASS
2	10.0	19150	1905.0	16QAM	50@0	see graph	PASS
2	5.0	18625	1852.5	QPSK	1@0	see graph	PASS
2	5.0	18625	1852.5	QPSK	25@0	see graph	PASS
2	5.0	18625	1852.5	16QAM	1@0	see graph	PASS
2	5.0	18625	1852.5	16QAM	25@0	see graph	PASS
2	5.0	19175	1907.5	QPSK	1@24	see graph	PASS
2	5.0	19175	1907.5	QPSK	25@0	see graph	PASS
2	5.0	19175	1907.5	16QAM	1@24	see graph	PASS
2	5.0	19175	1907.5	16QAM	25@0	see graph	PASS
2	3.0	18615	1851.5	QPSK	1@0	see graph	PASS
2	3.0	18615	1851.5	QPSK	15@0	see graph	PASS
2	3.0	18615	1851.5	16QAM	1@0	see graph	PASS
2	3.0	18615	1851.5	16QAM	15@0	see graph	PASS
2	3.0	19185	1908.5	QPSK	1@14	see graph	PASS
2	3.0	19185	1908.5	QPSK	15@0	see graph	PASS
2	3.0	19185	1908.5	16QAM	1@14	see graph	PASS
2	3.0	19185	1908.5	16QAM	15@0	see graph	PASS
2	1.4	18607	1850.7	QPSK	1@0	see graph	PASS
2	1.4	18607	1850.7	QPSK	6@0	see graph	PASS
2	1.4	18607	1850.7	16QAM	1@0	see graph	PASS
2	1.4	18607	1850.7	16QAM	6@0	see graph	PASS
2	1.4	19193	1909.3	QPSK	1@5	see graph	PASS
2	1.4	19193	1909.3	QPSK	6@0	see graph	PASS
2	1.4	19193	1909.3	16QAM	1@5	see graph	PASS
2	1.4	19193	1909.3	16QAM	6@0	see graph	PASS

Test Graphs

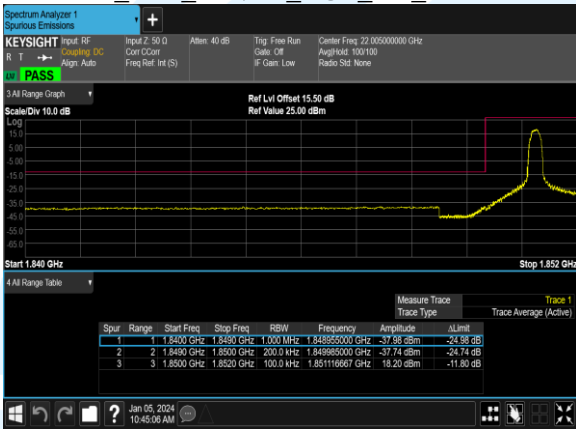
B2_20M_QPSK_1@0_CH_18700



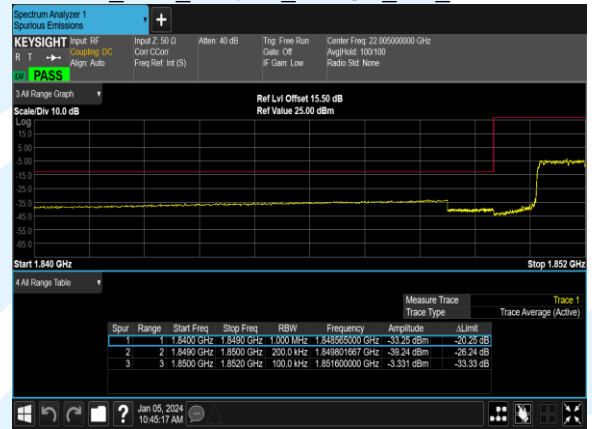
B2_20M_QPSK_100@0_CH_18700



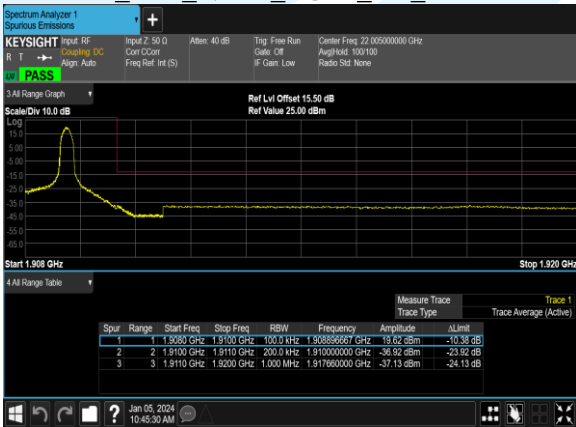
B2_20M_16QAM_1@0_CH_18700



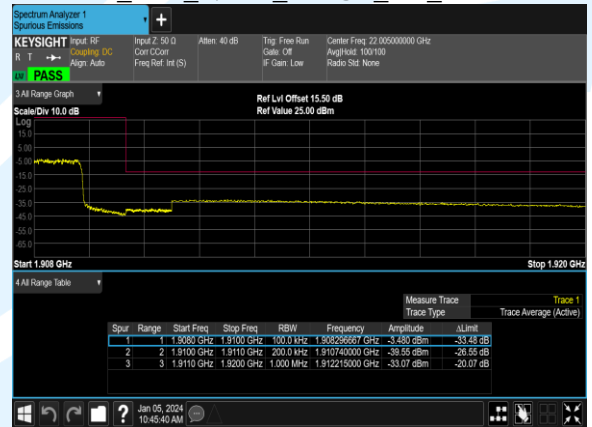
B2_20M_16QAM_100@0_CH_18700



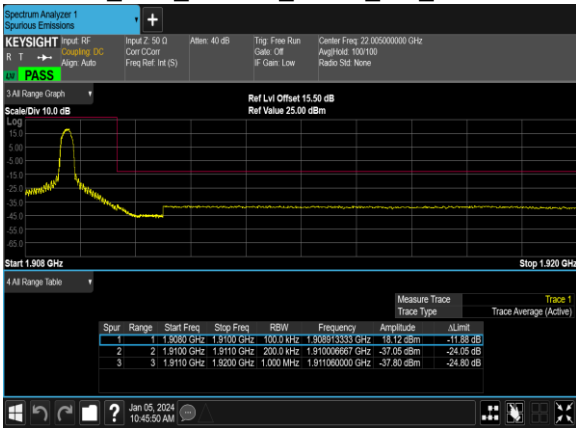
B2_20M_QPSK_1@99_CH_19100



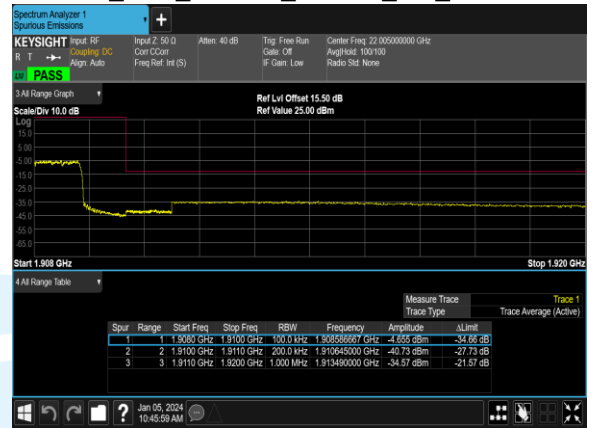
B2_20M_QPSK_100@0_CH_19100



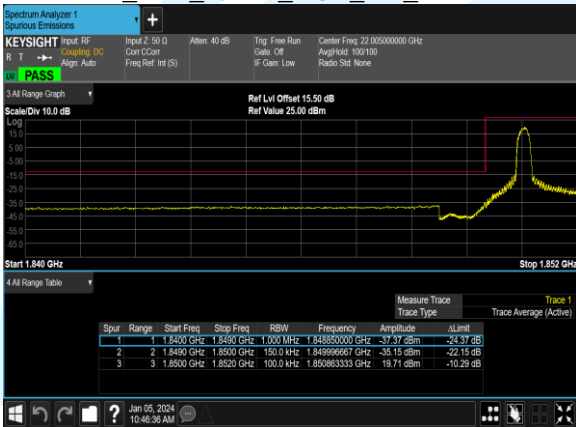
B2_20M_16QAM_1@99_CH_19100



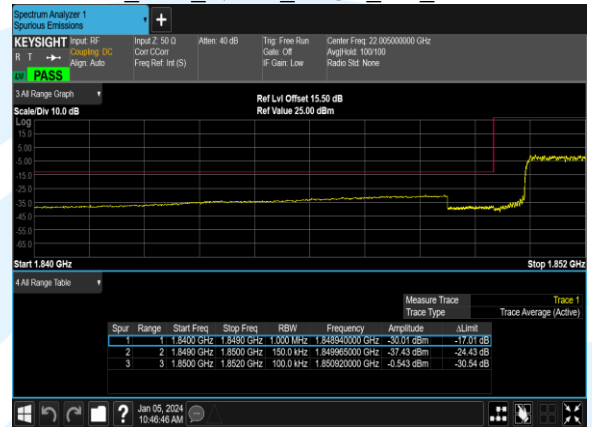
B2_20M_16QAM_100@0_CH_19100



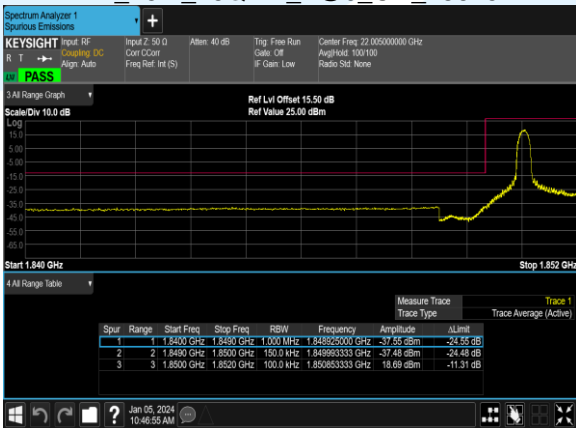
B2_15M_QPSK_1@0_CH_18675



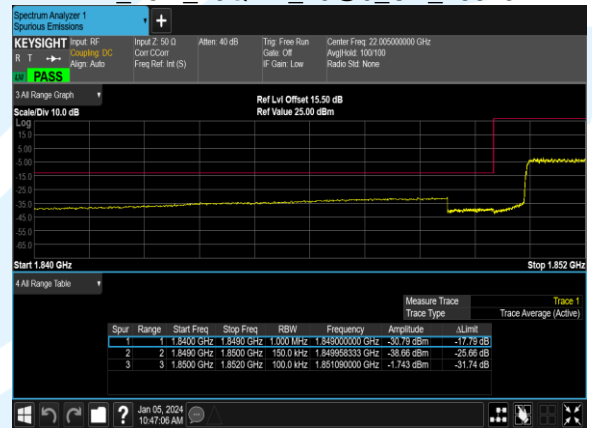
B2_15M_QPSK_75@0_CH_18675



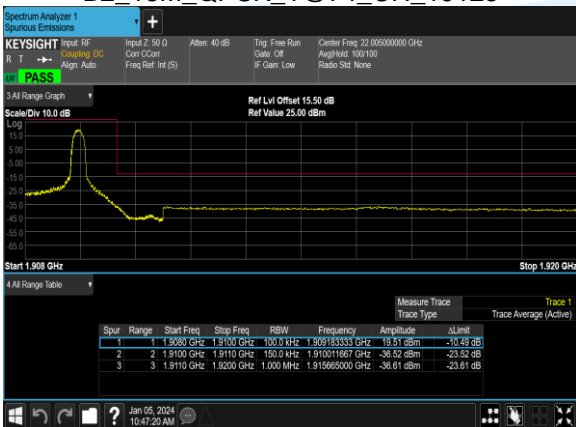
B2_15M_16QAM_1@0_CH_18675



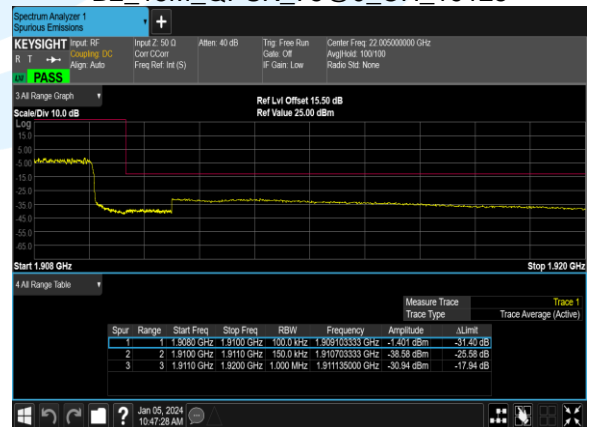
B2_15M_16QAM_75@0_CH_18675



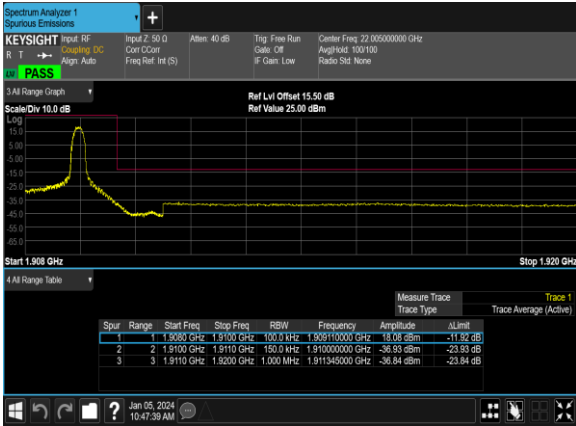
B2_15M_QPSK_1@74_CH_19125



B2_15M_QPSK_75@0_CH_19125



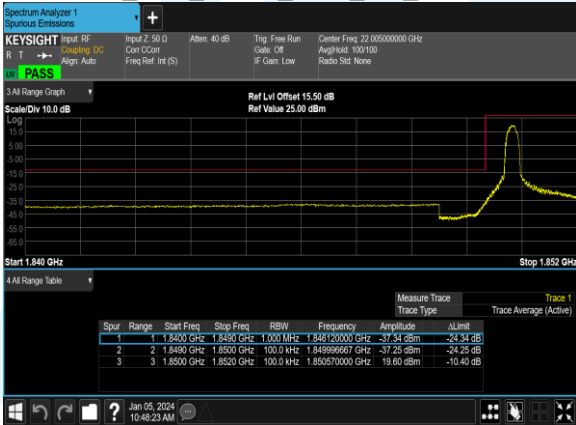
B2_15M_16QAM_1@74_CH_19125



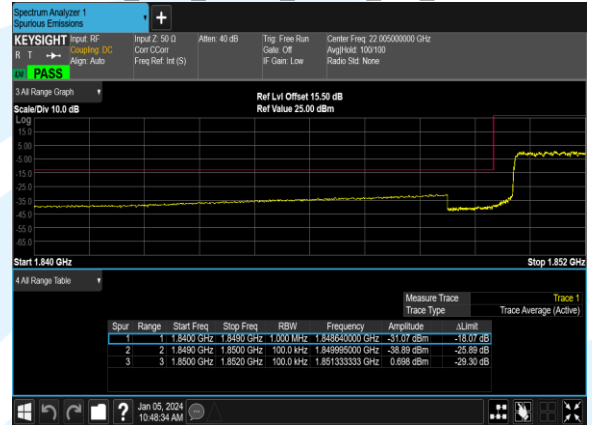
B2_15M_16QAM_75@0_CH_19125



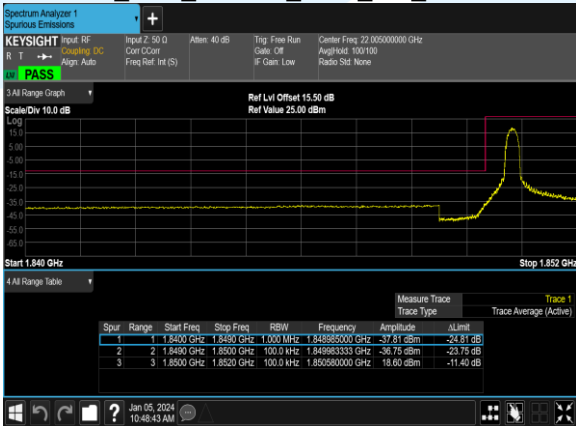
B2_10M_QPSK_1@0_CH_18650



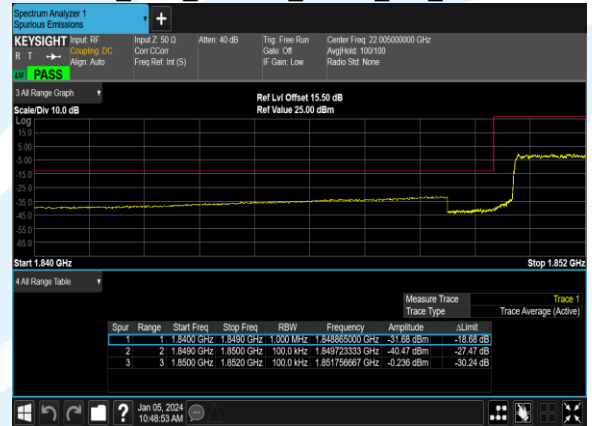
B2_10M_QPSK_50@0_CH_18650



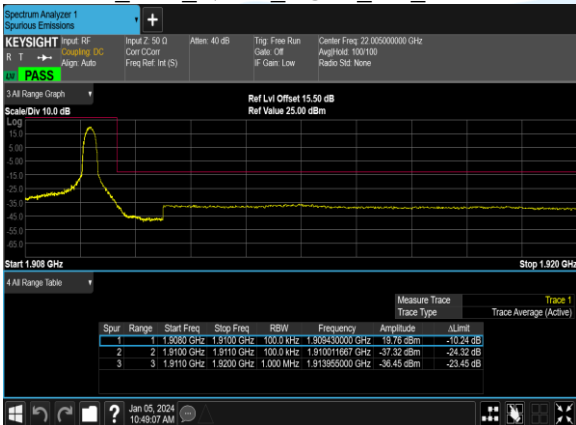
B2_10M_16QAM_1@0_CH_18650



B2_10M_16QAM_50@0_CH_18650



B2_10M_QPSK_1@49_CH_19150



B2_10M_QPSK_50@0_CH_19150

