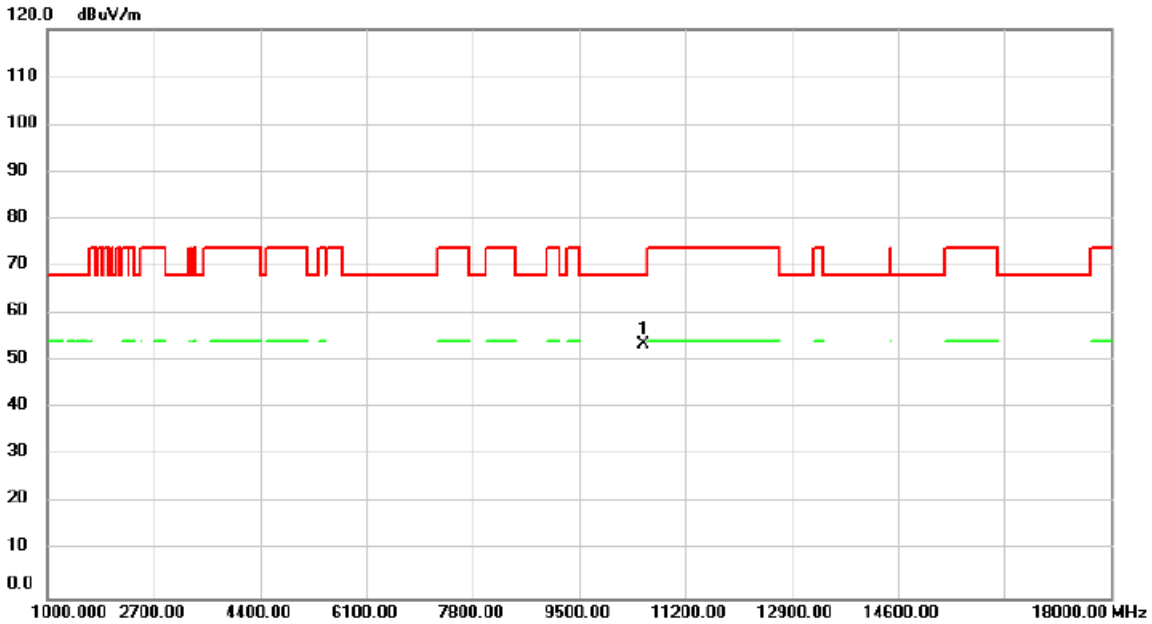


Test Mode	IEEE 802.11n (HT40)	Test Date	2024/8/27
Test Frequency	5270MHz	Polarization	Vertical

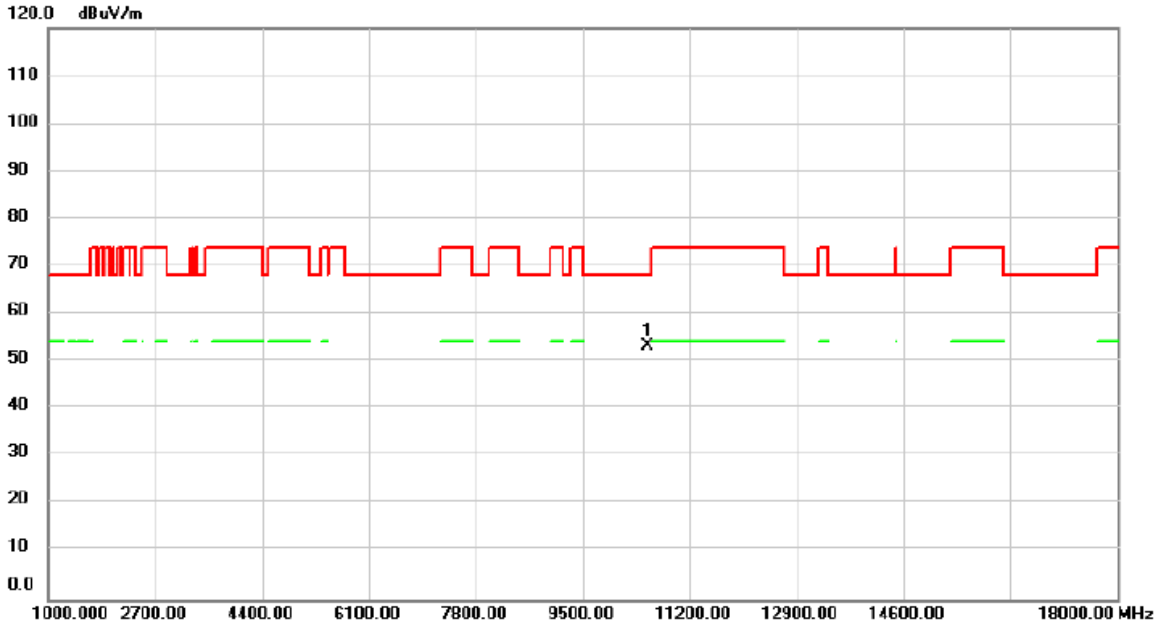


No.	Mk.	Freq.	Reading Level	Correct Factor	Measurement	Limit	Over	Detector	Comment
		MHz	dBuV	dB	dBuV/m	dBuV/m	dB		
1	*	10540.00	46.68	6.83	53.51	68.20	-14.69	peak	

REMARKS:

- (1) Measurement Value = Reading Level + Correct Factor.
- (2) Margin Level = Measurement Value - Limit Value.

Test Mode	IEEE 802.11n (HT40)	Test Date	2024/8/27
Test Frequency	5270MHz	Polarization	Horizontal

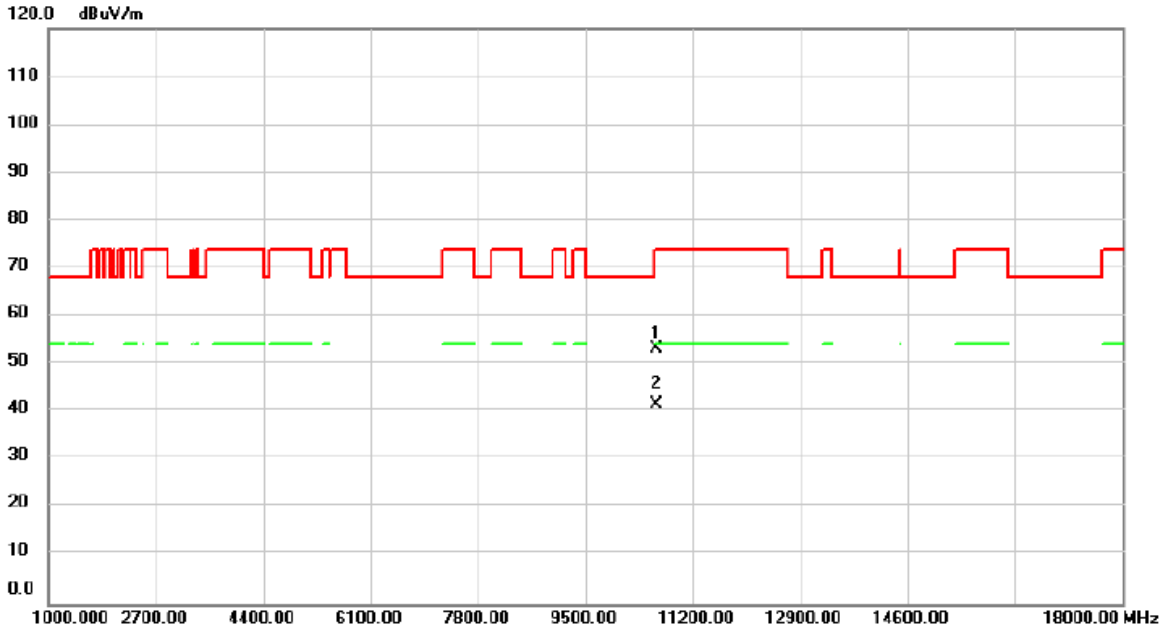


No.	Mk.	Freq.	Reading Level	Correct Factor	Measurement	Limit	Over	Detector	Comment
		MHz	dBuV	dB	dBuV/m	dBuV/m	dB		
1	*	10540.00	46.52	6.83	53.35	68.20	-14.85	peak	

REMARKS:

- (1) Measurement Value = Reading Level + Correct Factor.
- (2) Margin Level = Measurement Value - Limit Value.

Test Mode	IEEE 802.11n (HT40)	Test Date	2024/8/27
Test Frequency	5310MHz	Polarization	Vertical

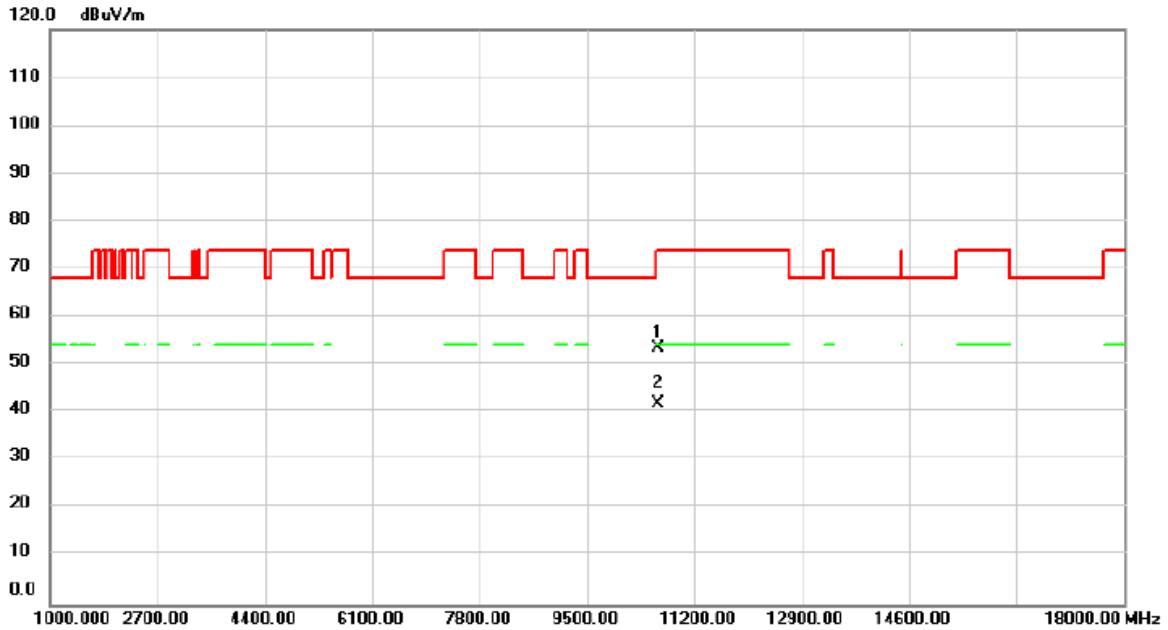


No.	Mk.	Freq. MHz	Reading Level dBuV	Correct Factor dB	Measure- ment dBuV/m	Limit dBuV/m	Over dB	Detector	Comment
1		10620.00	46.34	6.88	53.22	74.00	-20.78	peak	
2	*	10620.00	34.80	6.88	41.68	54.00	-12.32	AVG	

REMARKS:

- (1) Measurement Value = Reading Level + Correct Factor.
- (2) Margin Level = Measurement Value - Limit Value.

Test Mode	IEEE 802.11n (HT40)	Test Date	2024/8/27
Test Frequency	5310MHz	Polarization	Horizontal

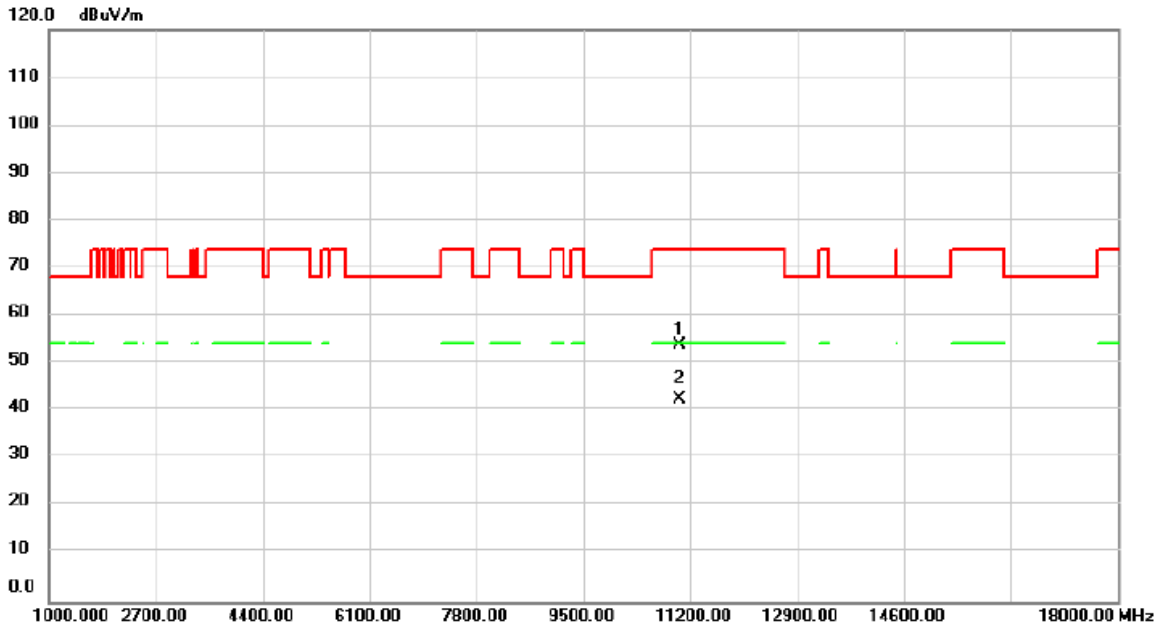


No.	Mk.	Freq. MHz	Reading Level dBuV	Correct Factor dB	Measure- ment dBuV/m	Limit dBuV/m	Over dB	Detector	Comment
1		10620.00	46.70	6.88	53.58	74.00	-20.42	peak	
2	*	10620.00	34.82	6.88	41.70	54.00	-12.30	AVG	

REMARKS:

- (1) Measurement Value = Reading Level + Correct Factor.
- (2) Margin Level = Measurement Value - Limit Value.

Test Mode	IEEE 802.11n (HT40)	Test Date	2024/8/27
Test Frequency	5510MHz	Polarization	Vertical

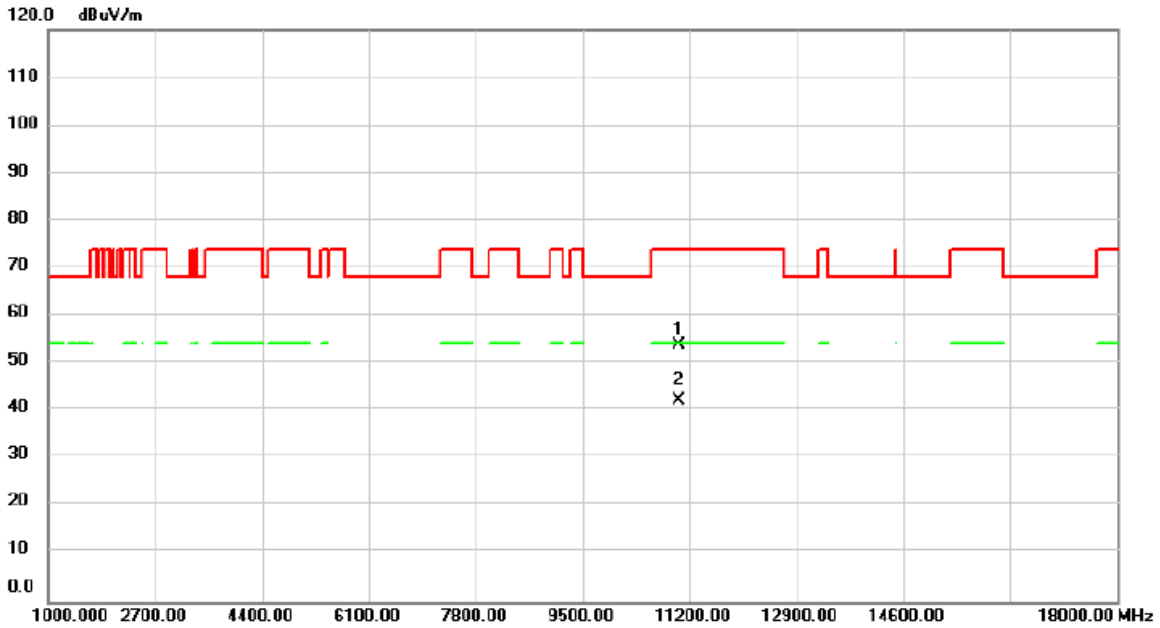


No.	Mk.	Freq. MHz	Reading Level dBuV	Correct Factor dB	Measure- ment dBuV/m	Limit dBuV/m	Over dB	Detector	Comment
1		11020.00	46.72	7.10	53.82	74.00	-20.18	peak	
2	*	11020.00	35.30	7.10	42.40	54.00	-11.60	AVG	

REMARKS:

- (1) Measurement Value = Reading Level + Correct Factor.
- (2) Margin Level = Measurement Value - Limit Value.

Test Mode	IEEE 802.11n (HT40)	Test Date	2024/8/27
Test Frequency	5510MHz	Polarization	Horizontal

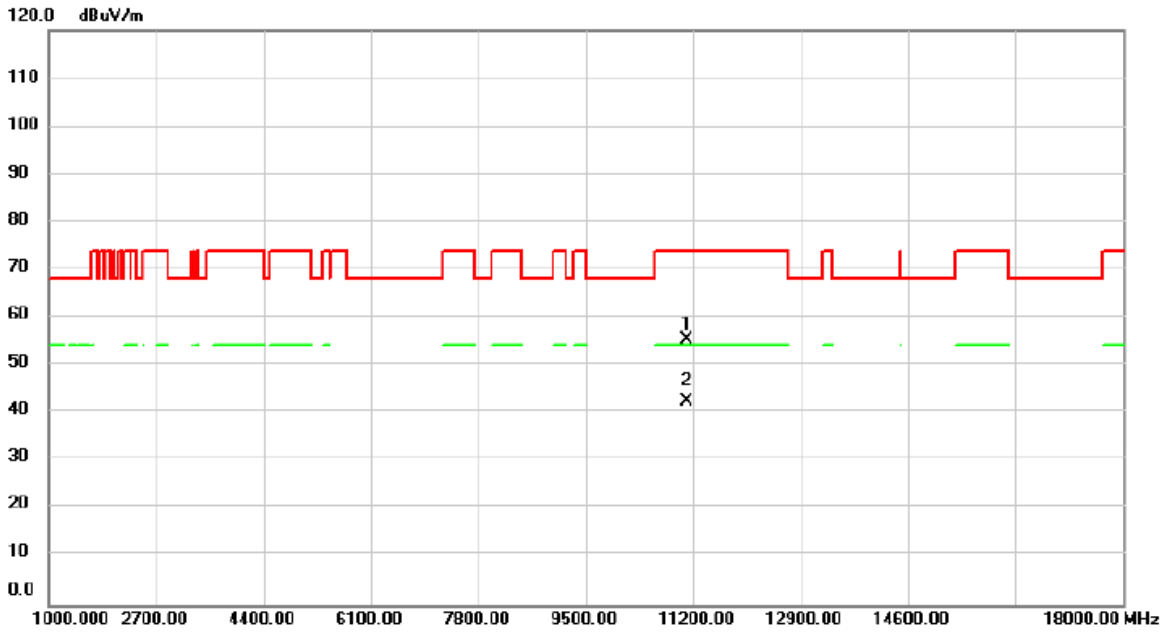


No.	Mk.	Freq. MHz	Reading Level dBuV	Correct Factor dB	Measure- ment dBuV/m	Limit dBuV/m	Over dB	Detector	Comment
1		11020.00	46.83	7.10	53.93	74.00	-20.07	peak	
2	*	11020.00	35.19	7.10	42.29	54.00	-11.71	AVG	

REMARKS:

- (1) Measurement Value = Reading Level + Correct Factor.
- (2) Margin Level = Measurement Value - Limit Value.

Test Mode	IEEE 802.11n (HT40)	Test Date	2024/8/27
Test Frequency	5550MHz	Polarization	Vertical

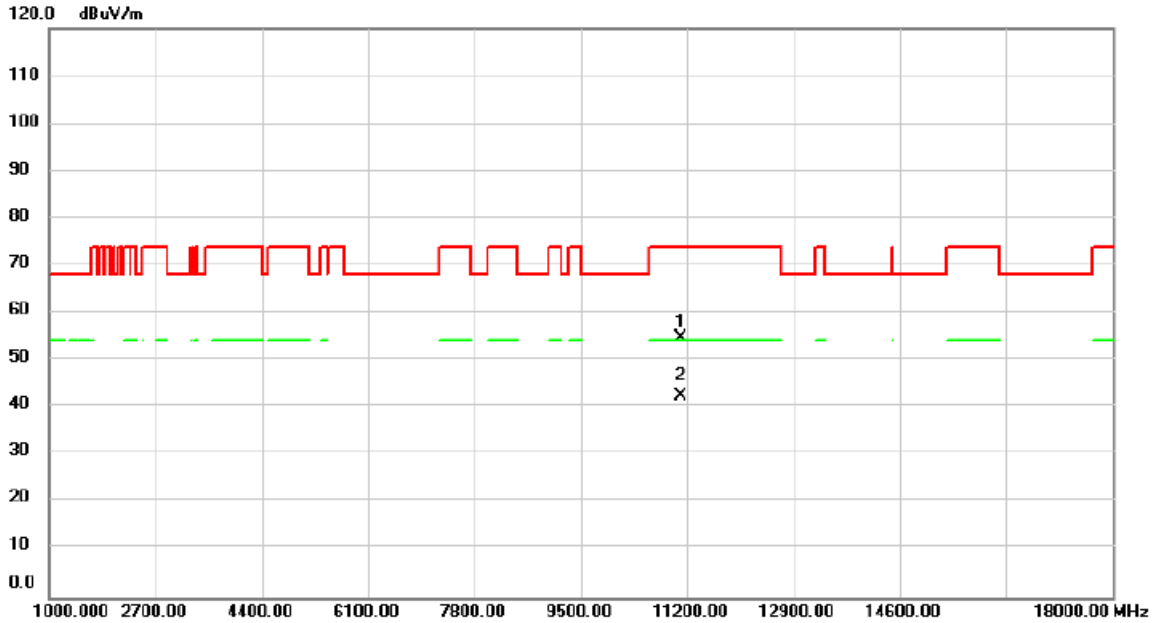


No.	Mk.	Freq. MHz	Reading Level dBuV	Correct Factor dB	Measure- ment dBuV/m	Limit dBuV/m	Over dB	Detector	Comment
1		11100.00	48.23	7.18	55.41	74.00	-18.59	peak	
2	*	11100.00	35.40	7.18	42.58	54.00	-11.42	AVG	

REMARKS:

- (1) Measurement Value = Reading Level + Correct Factor.
- (2) Margin Level = Measurement Value - Limit Value.

Test Mode	IEEE 802.11n (HT40)	Test Date	2024/8/28
Test Frequency	5550MHz	Polarization	Horizontal

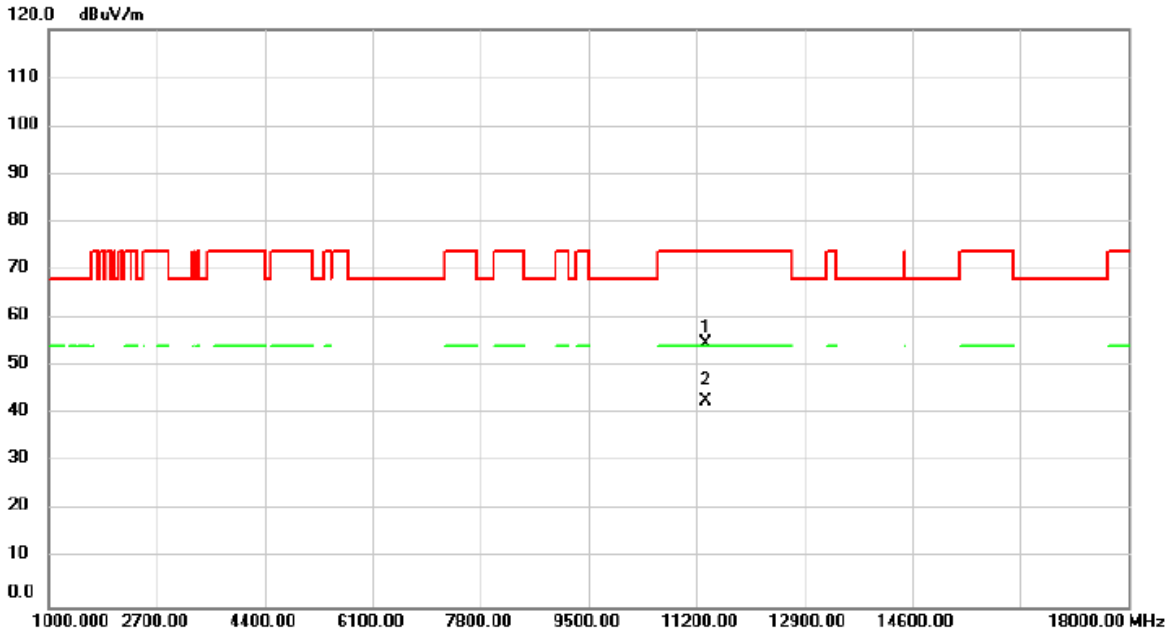


No.	Mk.	Freq. MHz	Reading Level dBuV	Correct Factor dB	Measure- ment dBuV/m	Limit dBuV/m	Over dB	Detector	Comment
1		11100.00	47.69	7.18	54.87	74.00	-19.13	peak	
2	*	11100.00	35.28	7.18	42.46	54.00	-11.54	AVG	

REMARKS:

- (1) Measurement Value = Reading Level + Correct Factor.
- (2) Margin Level = Measurement Value - Limit Value.

Test Mode	IEEE 802.11n (HT40)	Test Date	2024/8/28
Test Frequency	5670MHz	Polarization	Vertical

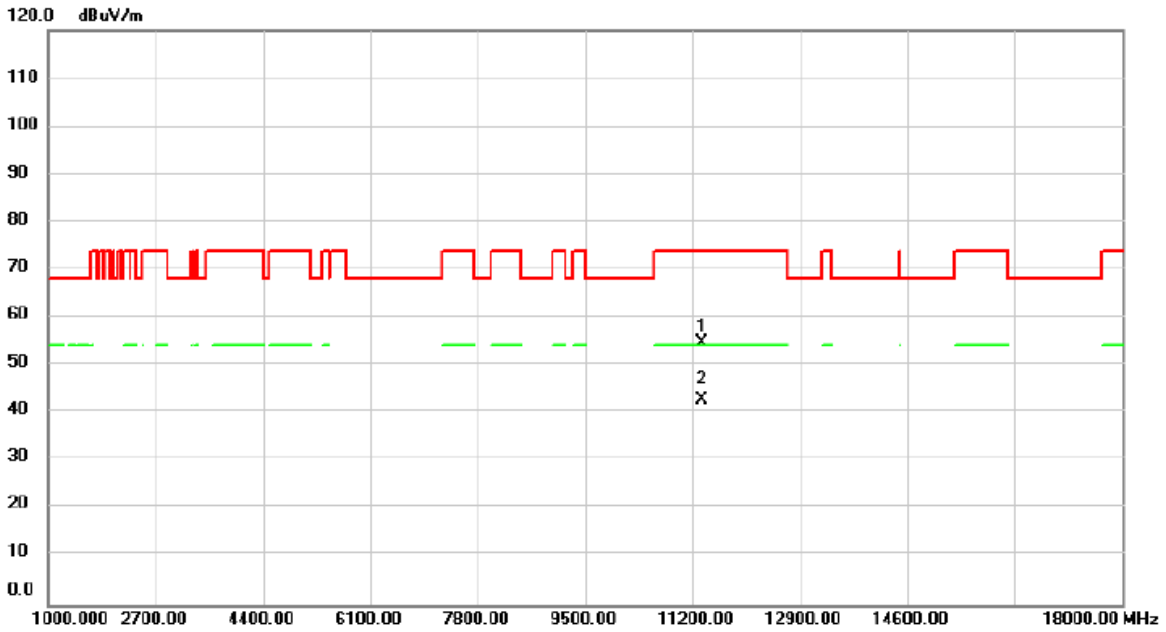


No.	Mk.	Freq. MHz	Reading Level dBuV	Correct Factor dB	Measure- ment dBuV/m	Limit dBuV/m	Over dB	Detector	Comment
1		11340.00	47.46	7.41	54.87	74.00	-19.13	peak	
2	*	11340.00	35.45	7.41	42.86	54.00	-11.14	AVG	

REMARKS:

- (1) Measurement Value = Reading Level + Correct Factor.
- (2) Margin Level = Measurement Value - Limit Value.

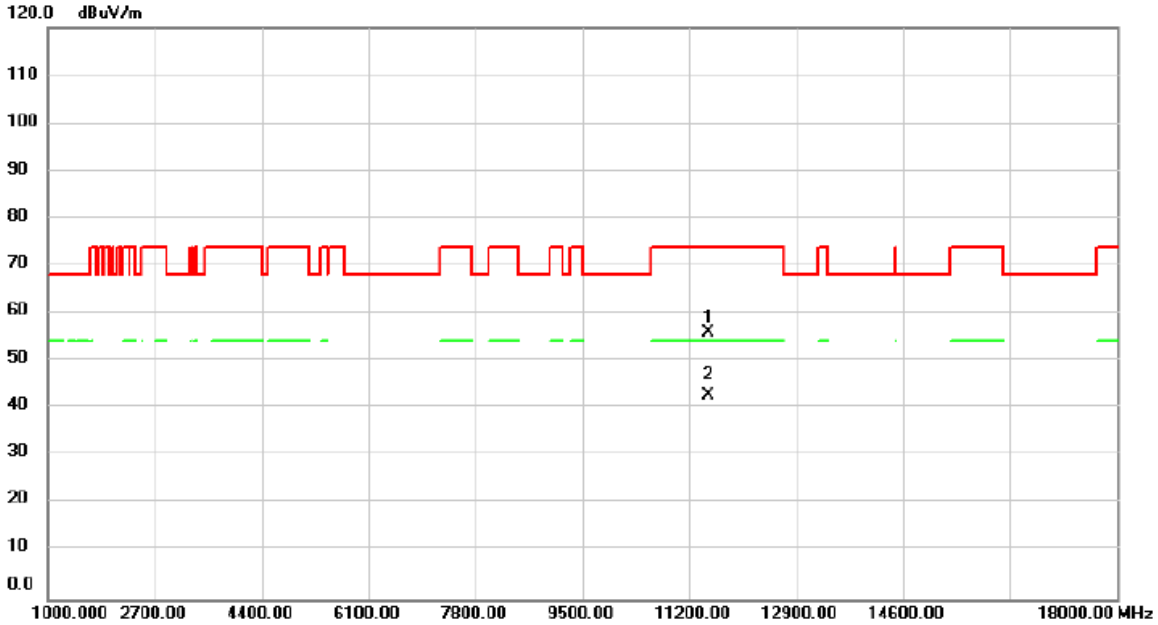
Test Mode	IEEE 802.11n (HT40)	Test Date	2024/8/28
Test Frequency	5670MHz	Polarization	Horizontal



No.	Mk.	Freq. MHz	Reading Level dBuV	Correct Factor dB	Measure- ment dBuV/m	Limit dBuV/m	Over dB	Detector	Comment
1		11340.00	47.43	7.41	54.84	74.00	-19.16	peak	
2	*	11340.00	35.34	7.41	42.75	54.00	-11.25	AVG	

REMARKS:
 (1) Measurement Value = Reading Level + Correct Factor.
 (2) Margin Level = Measurement Value - Limit Value.

Test Mode	IEEE 802.11n (HT40)	Test Date	2024/8/28
Test Frequency	5755MHz	Polarization	Vertical

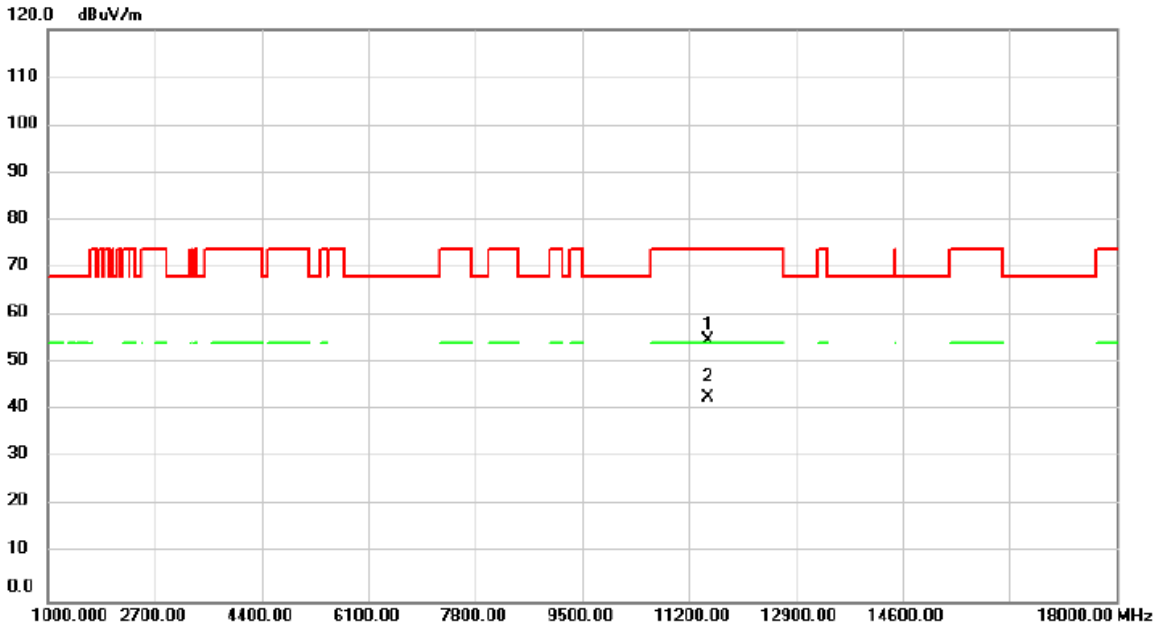


No.	Mk.	Freq. MHz	Reading Level dBuV	Correct Factor dB	Measure- ment dBuV/m	Limit dBuV/m	Over dB	Detector	Comment
1		11510.00	48.24	7.57	55.81	74.00	-18.19	peak	
2	*	11510.00	35.30	7.57	42.87	54.00	-11.13	AVG	

REMARKS:

- (1) Measurement Value = Reading Level + Correct Factor.
- (2) Margin Level = Measurement Value - Limit Value.

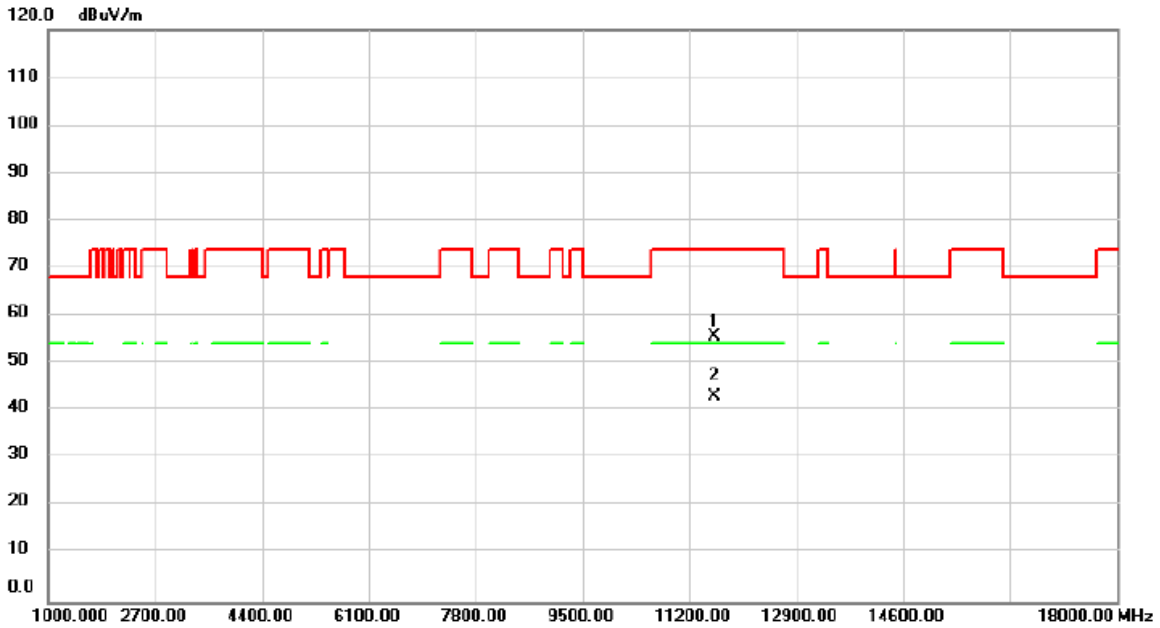
Test Mode	IEEE 802.11n (HT40)	Test Date	2024/8/28
Test Frequency	5755MHz	Polarization	Horizontal



No.	Mk.	Freq.	Reading Level	Correct Factor	Measurement	Limit	Over	Detector	Comment
		MHz	dBuV	dB	dBuV/m	dBuV/m	dB		
1		11510.00	47.14	7.57	54.71	74.00	-19.29	peak	
2	*	11510.00	35.26	7.57	42.83	54.00	-11.17	AVG	

REMARKS:
 (1) Measurement Value = Reading Level + Correct Factor.
 (2) Margin Level = Measurement Value - Limit Value.

Test Mode	IEEE 802.11n (HT40)	Test Date	2024/8/28
Test Frequency	5795MHz	Polarization	Vertical

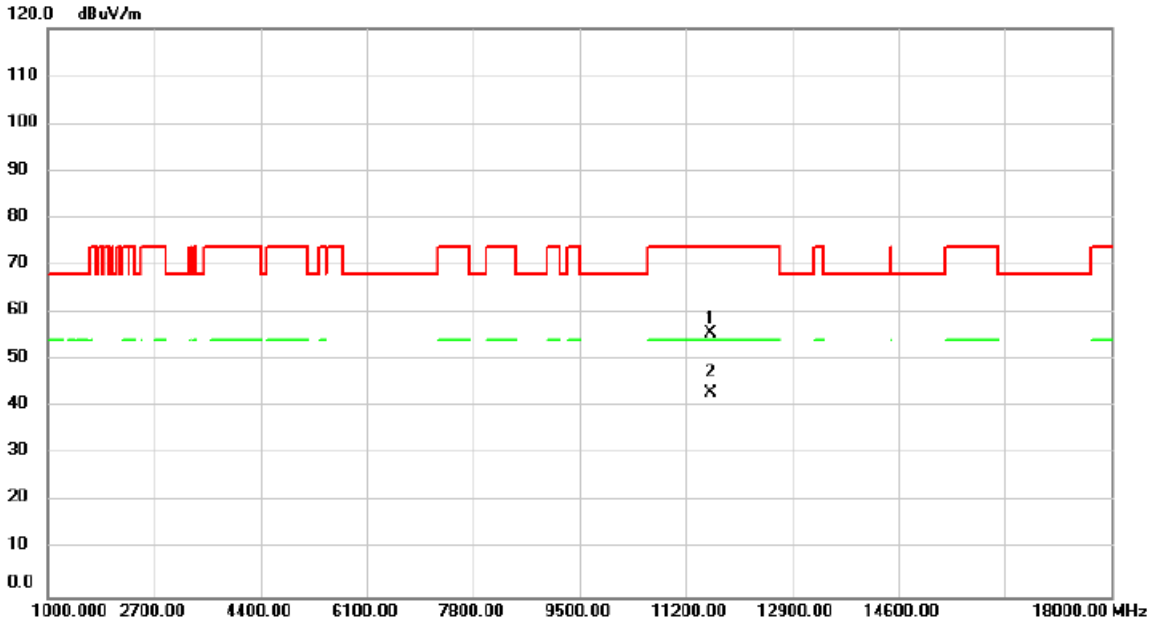


No.	Mk.	Freq. MHz	Reading Level dBuV	Correct Factor dB	Measure- ment dBuV/m	Limit dBuV/m	Over dB	Detector	Comment
1		11590.00	47.91	7.61	55.52	74.00	-18.48	peak	
2	*	11590.00	35.40	7.61	43.01	54.00	-10.99	AVG	

REMARKS:

- (1) Measurement Value = Reading Level + Correct Factor.
- (2) Margin Level = Measurement Value - Limit Value.

Test Mode	IEEE 802.11n (HT40)	Test Date	2024/8/28
Test Frequency	5795MHz	Polarization	Horizontal

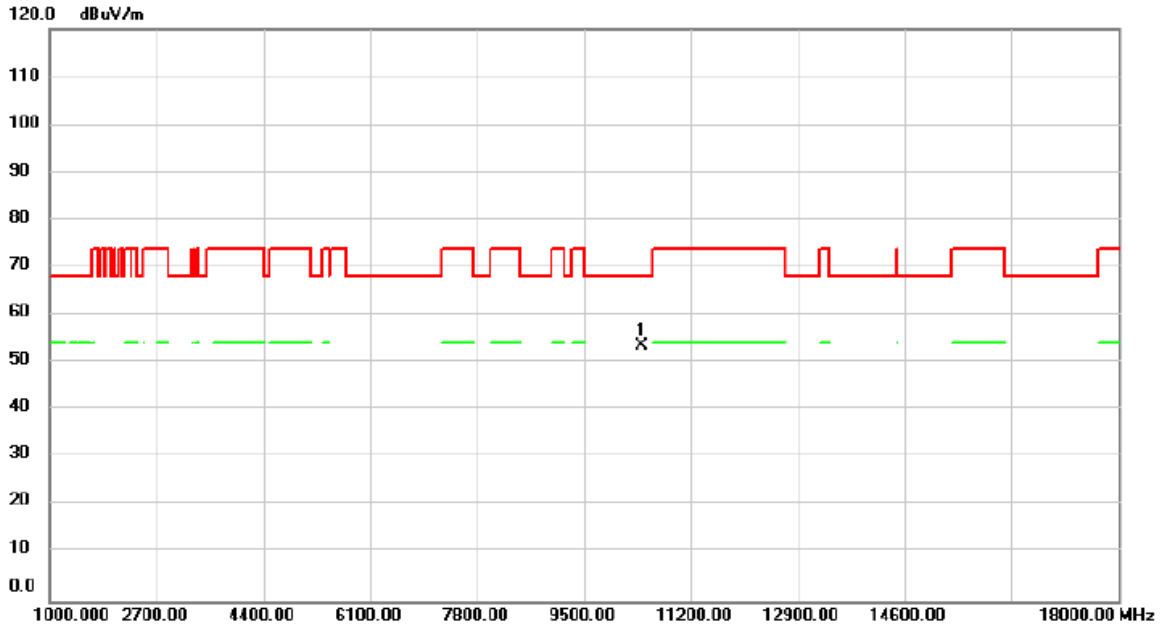


No.	Mk.	Freq. MHz	Reading Level dBuV	Correct Factor dB	Measure- ment dBuV/m	Limit dBuV/m	Over dB	Detector	Comment
1		11590.00	48.01	7.61	55.62	74.00	-18.38	peak	
2	*	11590.00	35.42	7.61	43.03	54.00	-10.97	AVG	

REMARKS:

- (1) Measurement Value = Reading Level + Correct Factor.
- (2) Margin Level = Measurement Value - Limit Value.

Test Mode	IEEE 802.11ac (VHT80)	Test Date	2024/8/28
Test Frequency	5210MHz	Polarization	Vertical

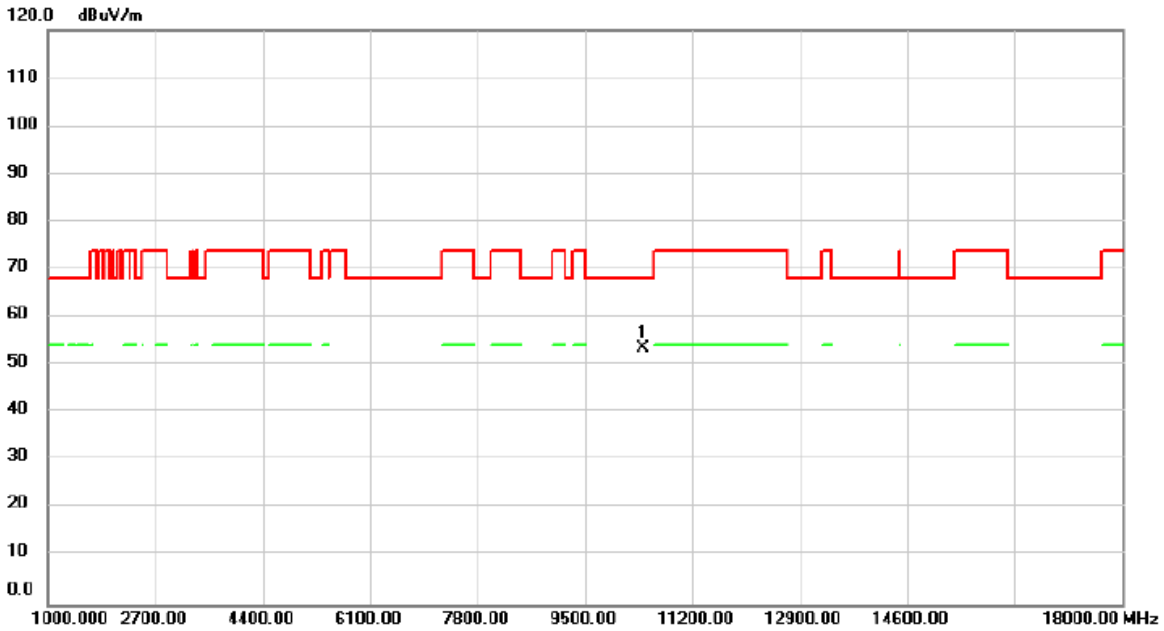


No.	Mk.	Freq.	Reading Level	Correct Factor	Measurement	Limit	Over	Detector	Comment
		MHz	dBuV	dB	dBuV/m	dBuV/m	dB		
1	*	10420.00	46.83	6.78	53.61	68.20	-14.59	peak	

REMARKS:

- (1) Measurement Value = Reading Level + Correct Factor.
- (2) Margin Level = Measurement Value - Limit Value.

Test Mode	IEEE 802.11ac (VHT80)	Test Date	2024/8/28
Test Frequency	5210MHz	Polarization	Horizontal

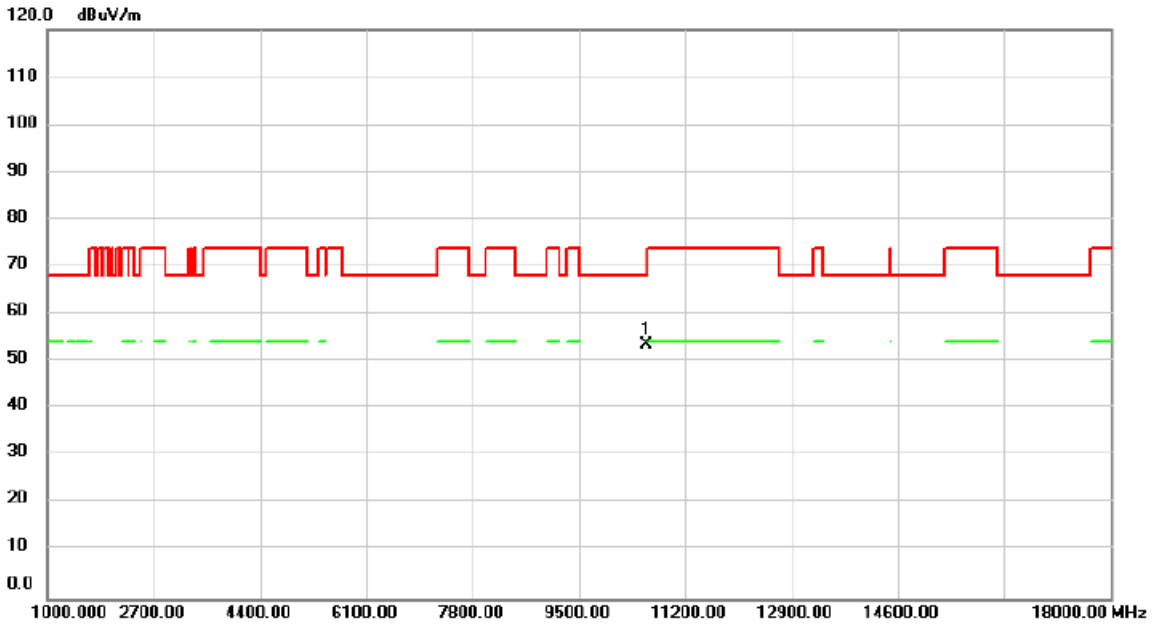


No.	Mk.	Freq.	Reading Level	Correct Factor	Measurement	Limit	Over	Detector	Comment
		MHz	dBuV	dB	dBuV/m	dBuV/m	dB		
1	*	10420.00	46.73	6.78	53.51	68.20	-14.69	peak	

REMARKS:

- (1) Measurement Value = Reading Level + Correct Factor.
- (2) Margin Level = Measurement Value - Limit Value.

Test Mode	IEEE 802.11ac (VHT80)	Test Date	2024/8/28
Test Frequency	5290MHz	Polarization	Vertical

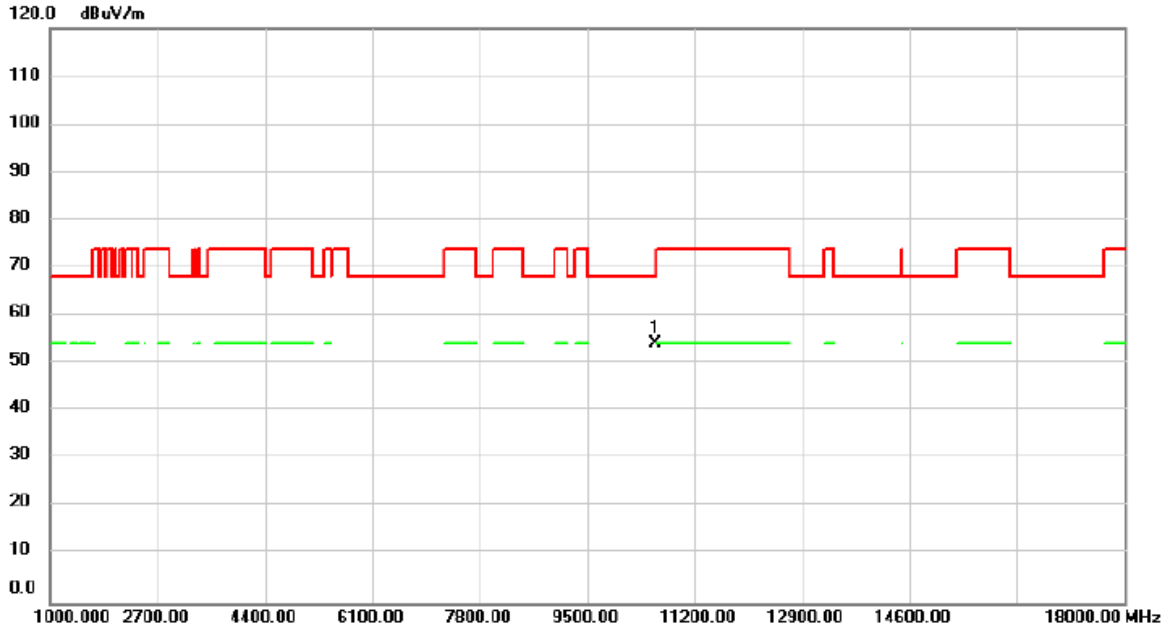


No.	Mk.	Freq.	Reading Level	Correct Factor	Measurement	Limit	Over	Detector	Comment
		MHz	dBuV	dB	dBuV/m	dBuV/m	dB		
1	*	10580.00	46.56	6.85	53.41	68.20	-14.79	peak	

REMARKS:

- (1) Measurement Value = Reading Level + Correct Factor.
- (2) Margin Level = Measurement Value - Limit Value.

Test Mode	IEEE 802.11ac (VHT80)	Test Date	2024/8/28
Test Frequency	5290MHz	Polarization	Horizontal

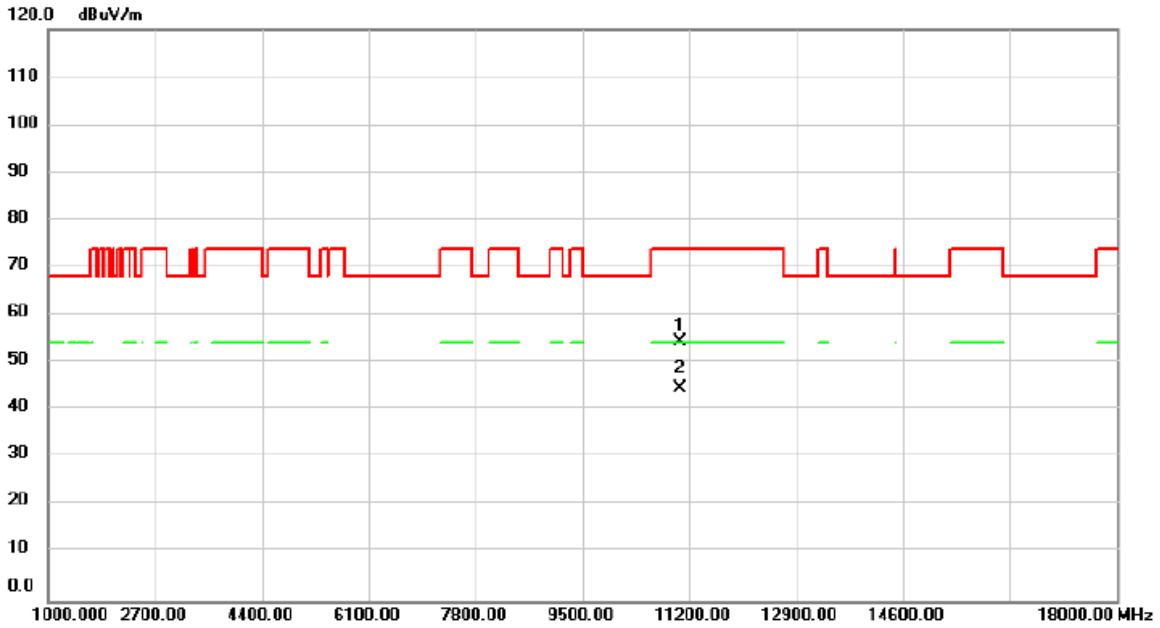


No.	Mk.	Freq.	Reading Level	Correct Factor	Measurement	Limit	Over	Detector	Comment
		MHz	dBuV	dB	dBuV/m	dBuV/m	dB		
1	*	10580.00	47.38	6.85	54.23	68.20	-13.97	peak	

REMARKS:

- (1) Measurement Value = Reading Level + Correct Factor.
- (2) Margin Level = Measurement Value - Limit Value.

Test Mode	IEEE 802.11ac (VHT80)	Test Date	2024/8/28
Test Frequency	5530MHz	Polarization	Vertical

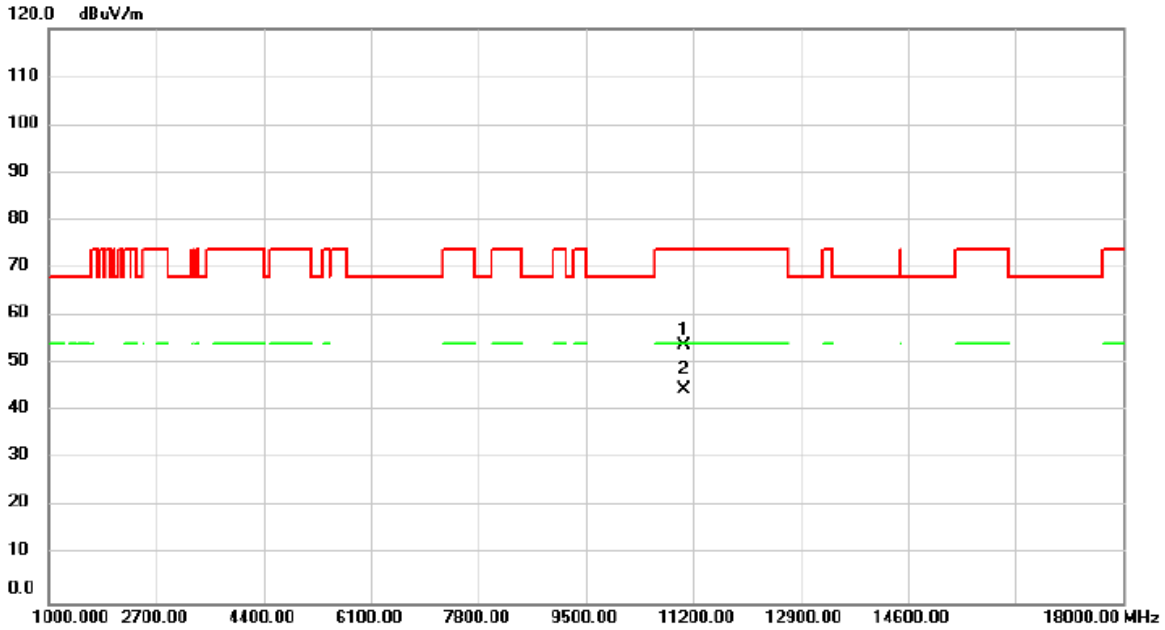


No.	Mk.	Freq. MHz	Reading Level dBuV	Correct Factor dB	Measure- ment dBuV/m	Limit dBuV/m	Over dB	Detector	Comment
1		11060.00	47.17	7.15	54.32	74.00	-19.68	peak	
2	*	11060.00	37.47	7.15	44.62	54.00	-9.38	AVG	

REMARKS:

- (1) Measurement Value = Reading Level + Correct Factor.
- (2) Margin Level = Measurement Value - Limit Value.

Test Mode	IEEE 802.11ac (VHT80)	Test Date	2024/8/28
Test Frequency	5530MHz	Polarization	Horizontal

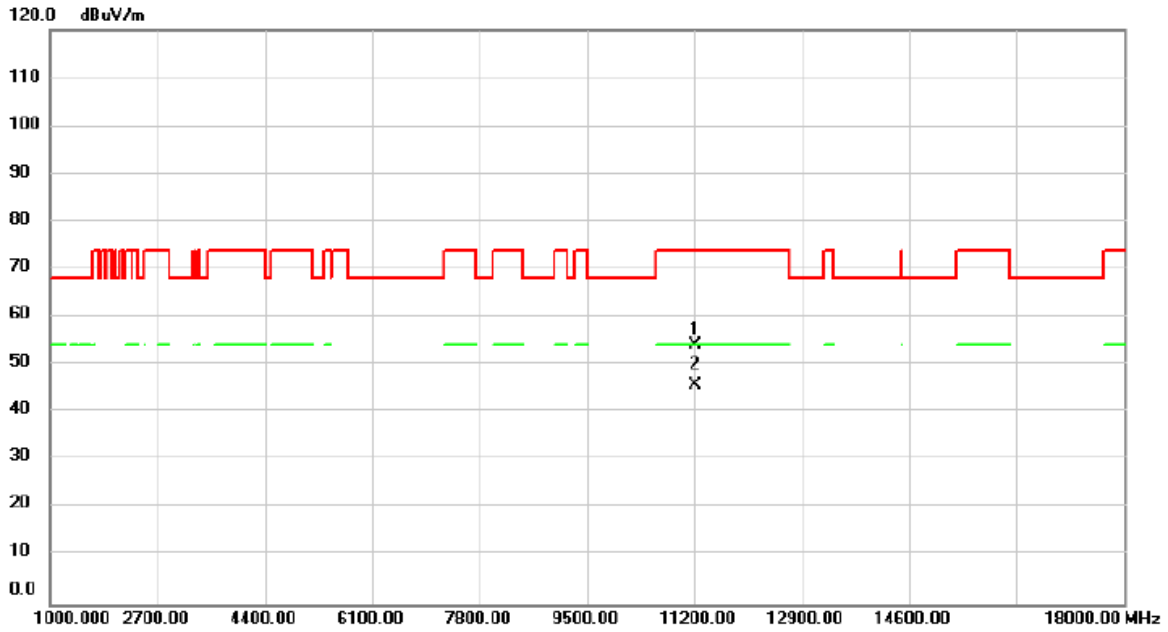


No.	Mk.	Freq. MHz	Reading Level dBuV	Correct Factor dB	Measure- ment dBuV/m	Limit dBuV/m	Over dB	Detector	Comment
1		11060.00	46.79	7.15	53.94	74.00	-20.06	peak	
2	*	11060.00	37.45	7.15	44.60	54.00	-9.40	AVG	

REMARKS:

- (1) Measurement Value = Reading Level + Correct Factor.
- (2) Margin Level = Measurement Value - Limit Value.

Test Mode	IEEE 802.11ac (VHT80)	Test Date	2024/8/28
Test Frequency	5610MHz	Polarization	Vertical

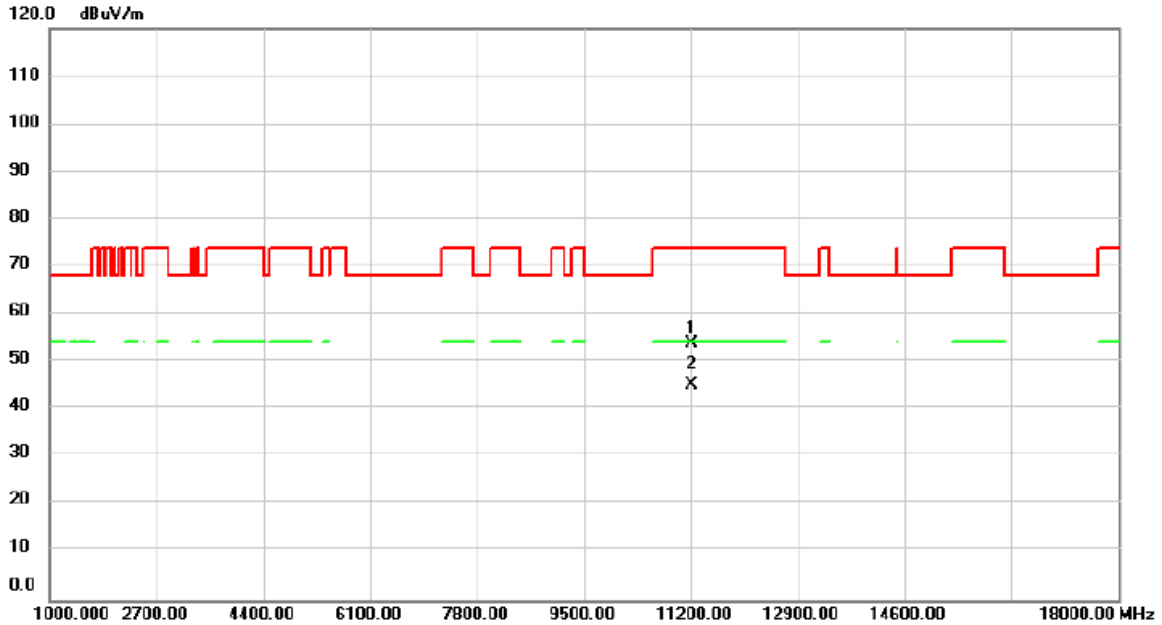


No.	Mk.	Freq. MHz	Reading Level dBuV	Correct Factor dB	Measure- ment dBuV/m	Limit dBuV/m	Over dB	Detector	Comment
1		11220.00	46.76	7.30	54.06	74.00	-19.94	peak	
2	*	11220.00	38.43	7.30	45.73	54.00	-8.27	AVG	

REMARKS:

- (1) Measurement Value = Reading Level + Correct Factor.
- (2) Margin Level = Measurement Value - Limit Value.

Test Mode	IEEE 802.11ac (VHT80)	Test Date	2024/8/28
Test Frequency	5610MHz	Polarization	Horizontal

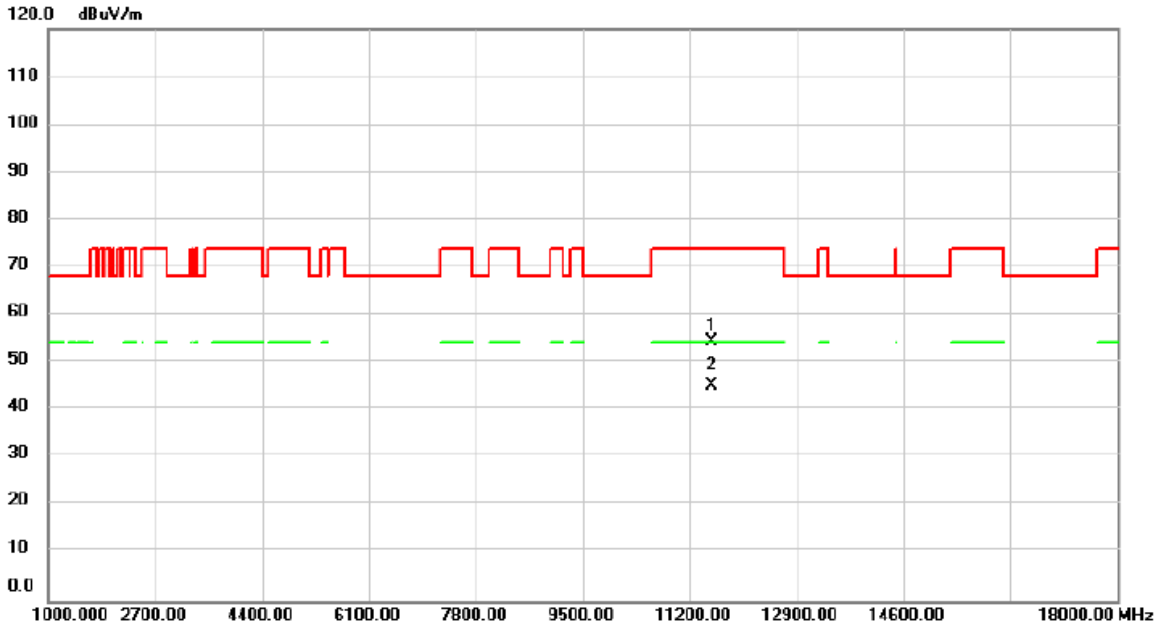


No.	Mk.	Freq. MHz	Reading Level dBuV	Correct Factor dB	Measure- ment dBuV/m	Limit dBuV/m	Over dB	Detector	Comment
1		11220.00	46.70	7.30	54.00	74.00	-20.00	peak	
2	*	11220.00	37.91	7.30	45.21	54.00	-8.79	AVG	

REMARKS:

- (1) Measurement Value = Reading Level + Correct Factor.
- (2) Margin Level = Measurement Value - Limit Value.

Test Mode	IEEE 802.11ac (VHT80)	Test Date	2024/8/28
Test Frequency	5775MHz	Polarization	Vertical

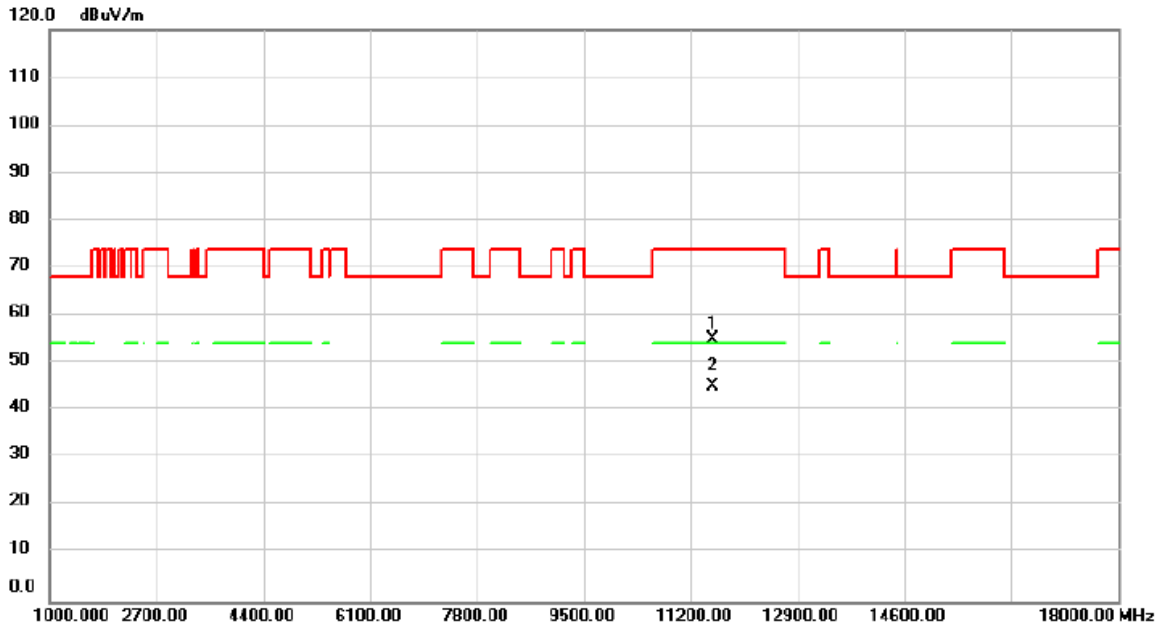


No.	Mk.	Freq. MHz	Reading Level dBuV	Correct Factor dB	Measure- ment dBuV/m	Limit dBuV/m	Over dB	Detector	Comment
1		11550.00	46.97	7.58	54.55	74.00	-19.45	peak	
2	*	11550.00	37.63	7.58	45.21	54.00	-8.79	AVG	

REMARKS:

- (1) Measurement Value = Reading Level + Correct Factor.
- (2) Margin Level = Measurement Value - Limit Value.

Test Mode	IEEE 802.11ac (VHT80)	Test Date	2024/8/28
Test Frequency	5775MHz	Polarization	Horizontal

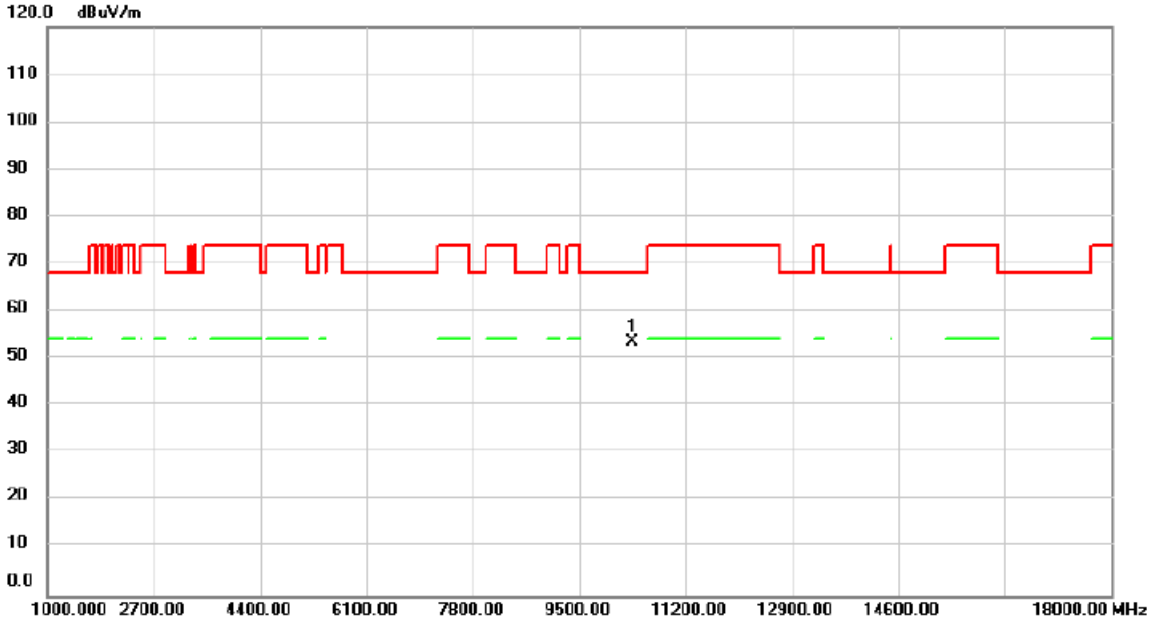


No.	Mk.	Freq. MHz	Reading Level dBuV	Correct Factor dB	Measure- ment dBuV/m	Limit dBuV/m	Over dB	Detector	Comment
1		11550.00	47.39	7.58	54.97	74.00	-19.03	peak	
2	*	11550.00	37.57	7.58	45.15	54.00	-8.85	AVG	

REMARKS:

- (1) Measurement Value = Reading Level + Correct Factor.
- (2) Margin Level = Measurement Value - Limit Value.

Test Mode	IEEE 802.11ax (HE20)	Test Date	2024/8/28
Test Frequency	5180MHz	Polarization	Vertical

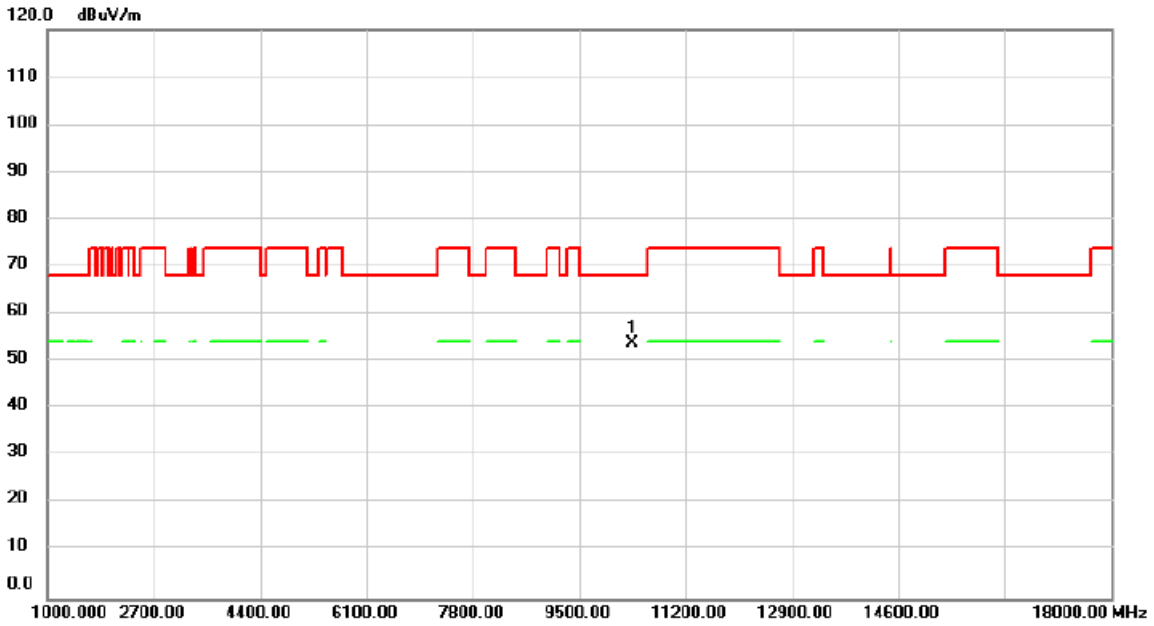


No.	Mk.	Freq.	Reading Level	Correct Factor	Measurement	Limit	Over	Detector	Comment
		MHz	dBuV	dB	dBuV/m	dBuV/m	dB		
1	*	10360.00	46.68	6.76	53.44	68.20	-14.76	peak	

REMARKS:

- (1) Measurement Value = Reading Level + Correct Factor.
- (2) Margin Level = Measurement Value - Limit Value.

Test Mode	IEEE 802.11ax (HE20)	Test Date	2024/8/28
Test Frequency	5180MHz	Polarization	Horizontal

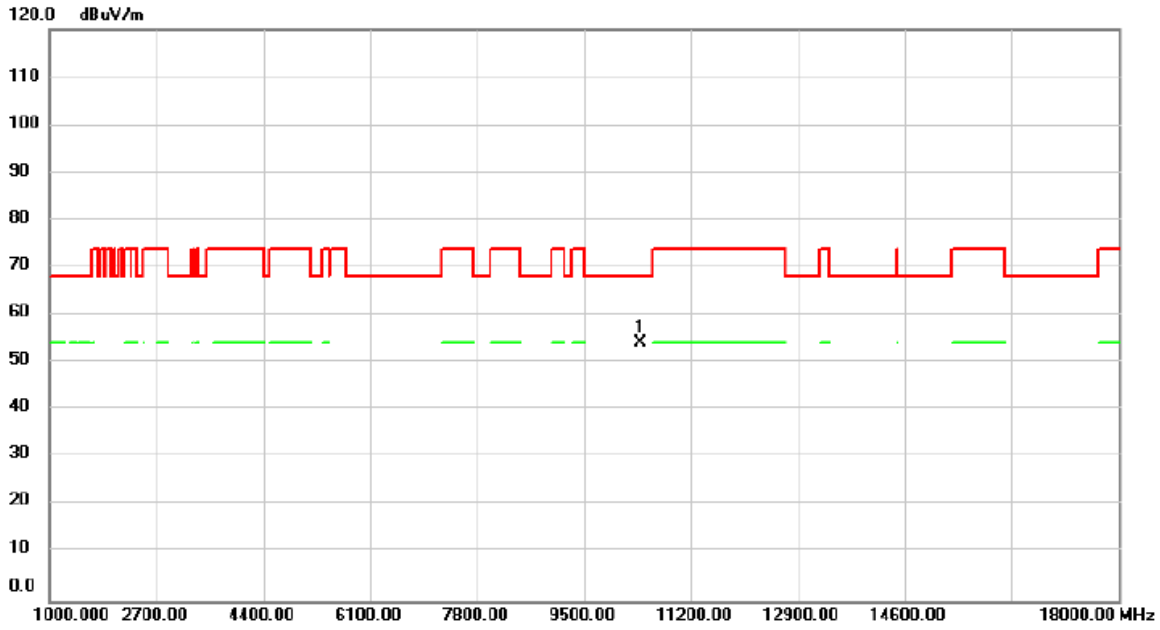


No.	Mk.	Freq.	Reading Level	Correct Factor	Measurement	Limit	Over	Detector	Comment
		MHz	dBuV	dB	dBuV/m	dBuV/m	dB		
1	*	10360.00	47.16	6.76	53.92	68.20	-14.28	peak	

REMARKS:

- (1) Measurement Value = Reading Level + Correct Factor.
- (2) Margin Level = Measurement Value - Limit Value.

Test Mode	IEEE 802.11ax (HE20)	Test Date	2024/8/28
Test Frequency	5200MHz	Polarization	Vertical

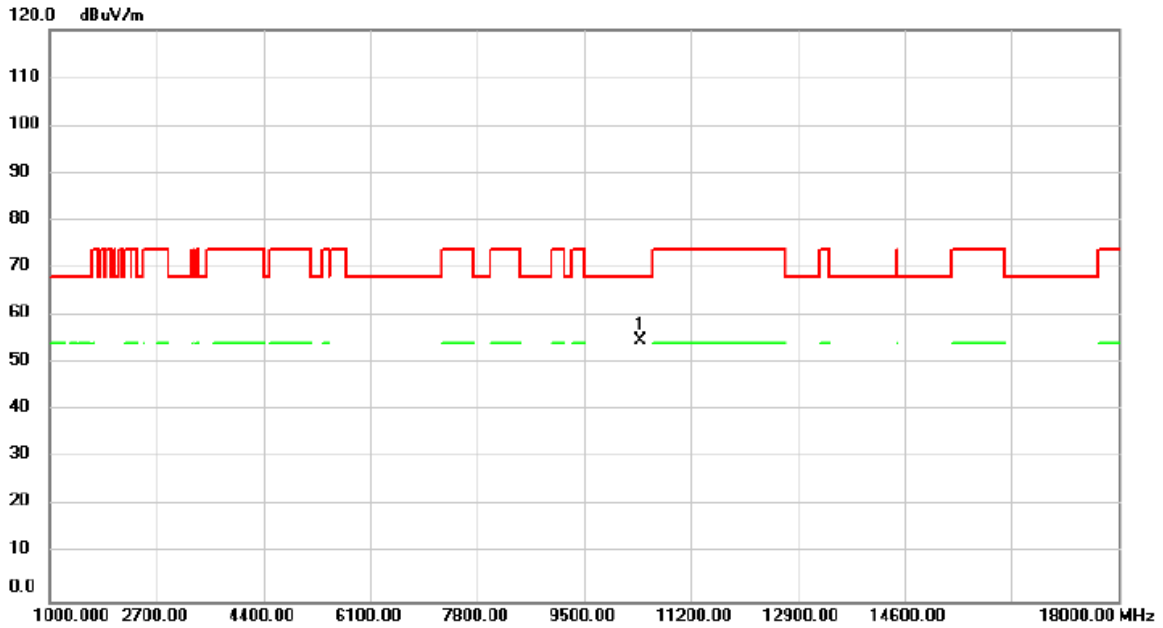


No.	Mk.	Freq.	Reading Level	Correct Factor	Measurement	Limit	Over	Detector	Comment
		MHz	dBuV	dB	dBuV/m	dBuV/m	dB		
1	*	10400.00	47.23	6.78	54.01	68.20	-14.19	peak	

REMARKS:

- (1) Measurement Value = Reading Level + Correct Factor.
- (2) Margin Level = Measurement Value - Limit Value.

Test Mode	IEEE 802.11ax (HE20)	Test Date	2024/8/28
Test Frequency	5200MHz	Polarization	Horizontal

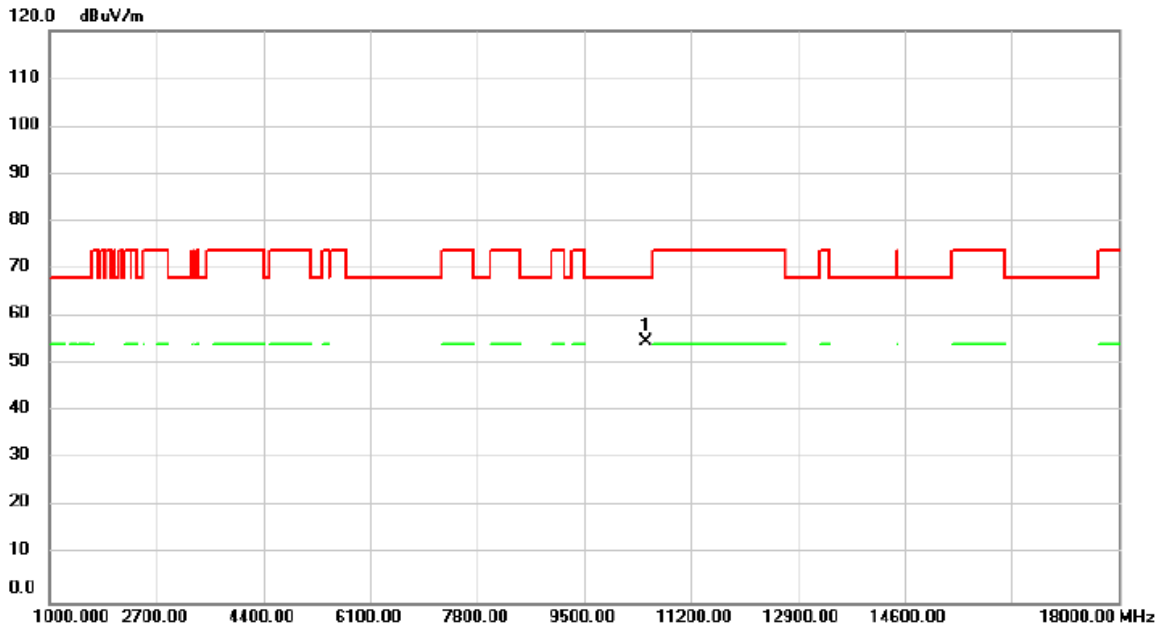


No.	Mk.	Freq.	Reading Level	Correct Factor	Measurement	Limit	Over	Detector	Comment
		MHz	dBuV	dB	dBuV/m	dBuV/m	dB		
1	*	10400.00	48.08	6.78	54.86	68.20	-13.34	peak	

REMARKS:

- (1) Measurement Value = Reading Level + Correct Factor.
- (2) Margin Level = Measurement Value - Limit Value.

Test Mode	IEEE 802.11ax (HE20)	Test Date	2024/8/28
Test Frequency	5240MHz	Polarization	Vertical

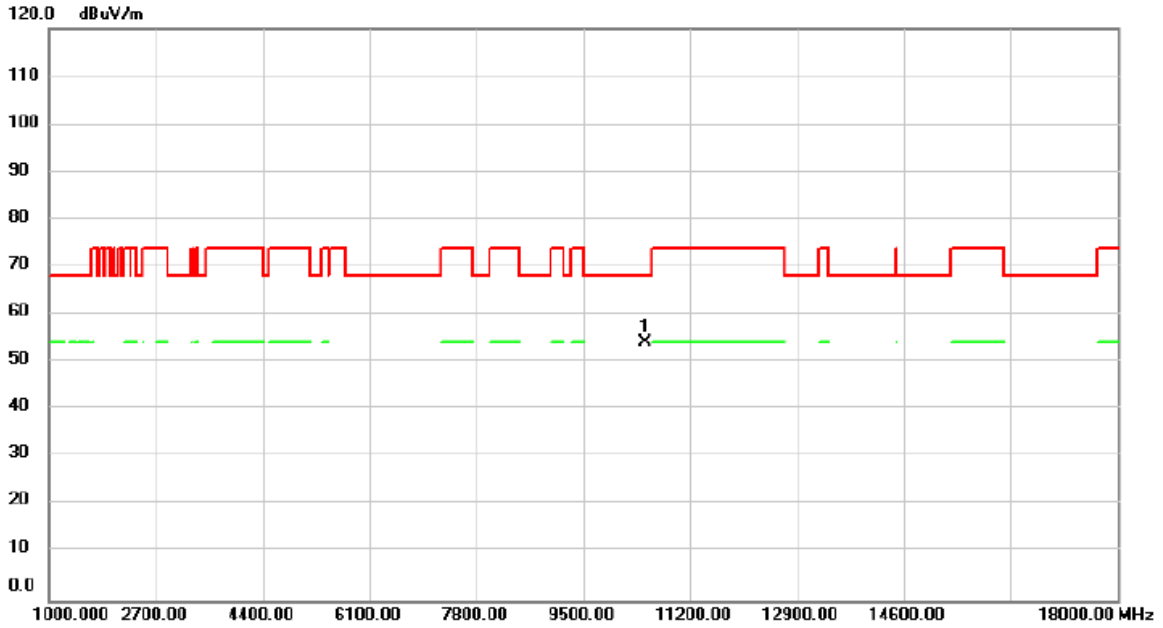


No.	Mk.	Freq.	Reading Level	Correct Factor	Measurement	Limit	Over	Detector	Comment
		MHz	dBuV	dB	dBuV/m	dBuV/m	dB		
1	*	10480.00	47.88	6.81	54.69	68.20	-13.51	peak	

REMARKS:

- (1) Measurement Value = Reading Level + Correct Factor.
- (2) Margin Level = Measurement Value - Limit Value.

Test Mode	IEEE 802.11ax (HE20)	Test Date	2024/8/28
Test Frequency	5240MHz	Polarization	Horizontal

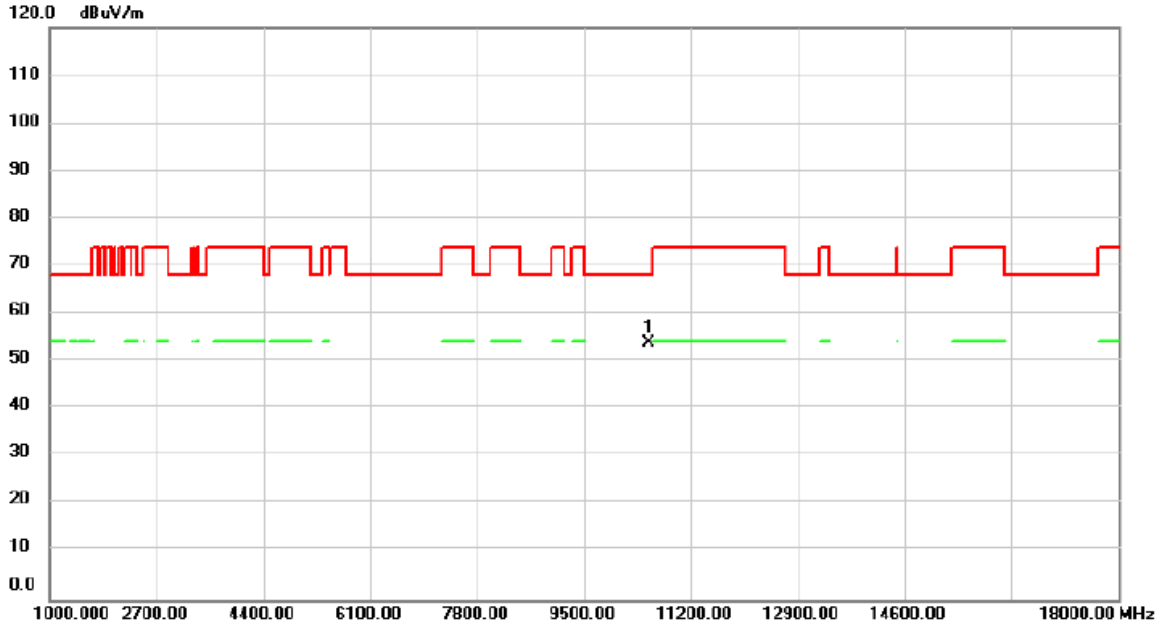


No.	Mk.	Freq. MHz	Reading Level dBuV	Correct Factor dB	Measure- ment dBuV/m	Limit dBuV/m	Over dB	Detector	Comment
1	*	10480.00	47.22	6.81	54.03	68.20	-14.17	peak	

REMARKS:

- (1) Measurement Value = Reading Level + Correct Factor.
- (2) Margin Level = Measurement Value - Limit Value.

Test Mode	IEEE 802.11ax (HE20)	Test Date	2024/8/28
Test Frequency	5260MHz	Polarization	Vertical

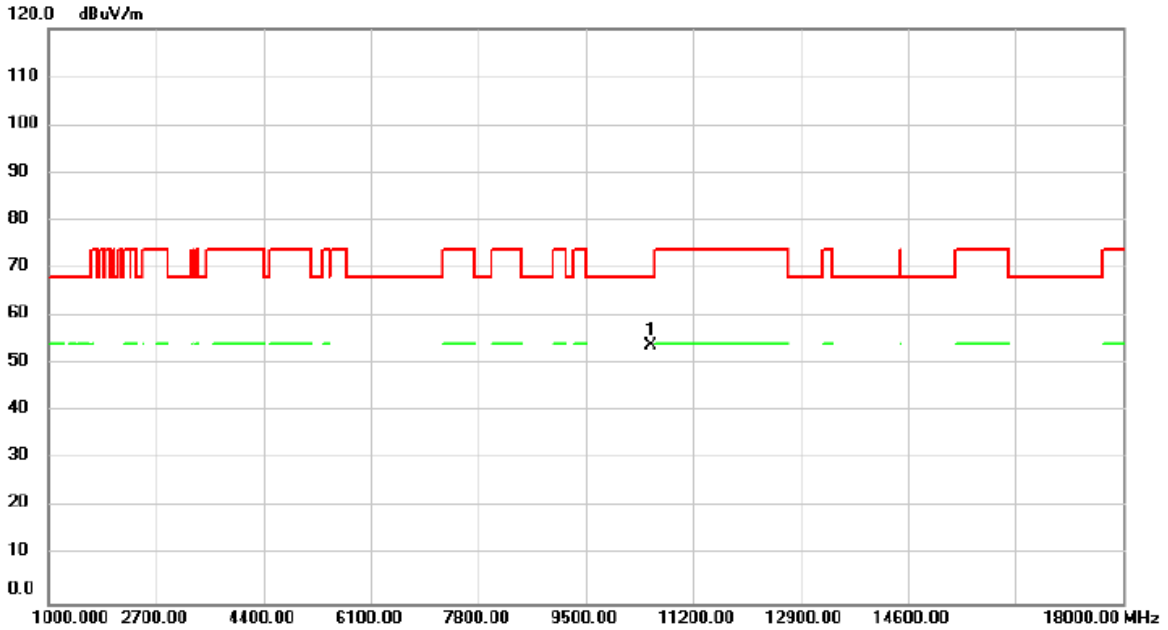


No.	Mk.	Freq.	Reading Level	Correct Factor	Measurement	Limit	Over	Detector	Comment
		MHz	dBuV	dB	dBuV/m	dBuV/m	dB		
1	*	10520.00	47.17	6.82	53.99	68.20	-14.21	peak	

REMARKS:

- (1) Measurement Value = Reading Level + Correct Factor.
- (2) Margin Level = Measurement Value - Limit Value.

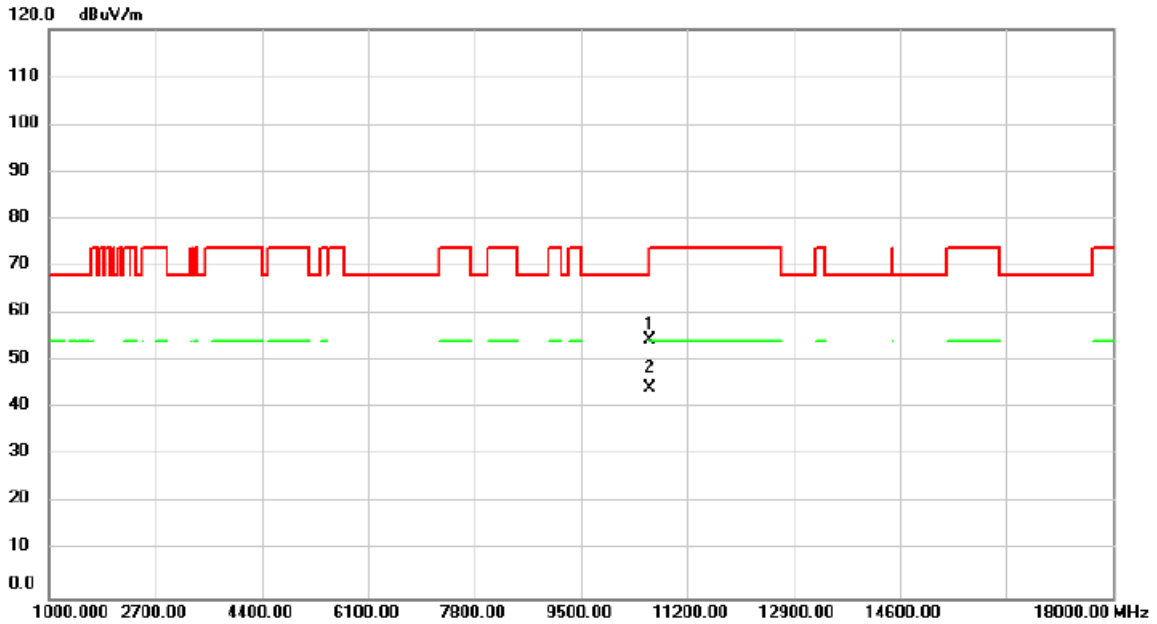
Test Mode	IEEE 802.11ax (HE20)	Test Date	2024/8/28
Test Frequency	5260MHz	Polarization	Horizontal



No.	Mk.	Freq.	Reading Level	Correct Factor	Measurement	Limit	Over	Detector	Comment
		MHz	dBuV	dB	dBuV/m	dBuV/m	dB		
1	*	10520.00	47.10	6.82	53.92	68.20	-14.28	peak	

REMARKS:
 (1) Measurement Value = Reading Level + Correct Factor.
 (2) Margin Level = Measurement Value - Limit Value.

Test Mode	IEEE 802.11ax (HE20)	Test Date	2024/8/28
Test Frequency	5300MHz	Polarization	Vertical

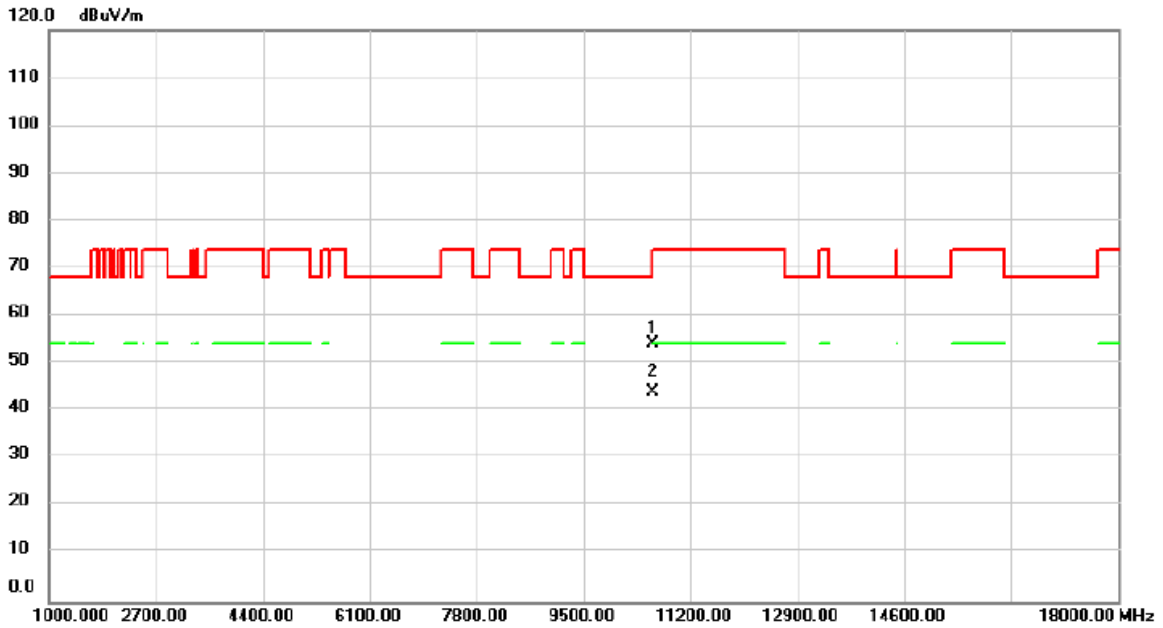


No.	Mk.	Freq. MHz	Reading Level dBuV	Correct Factor dB	Measure- ment dBuV/m	Limit dBuV/m	Over dB	Detector	Comment
1		10600.00	47.44	6.87	54.31	68.20	-13.89	peak	
2	*	10600.00	37.30	6.87	44.17	54.00	-9.83	AVG	

REMARKS:

- (1) Measurement Value = Reading Level + Correct Factor.
- (2) Margin Level = Measurement Value - Limit Value.

Test Mode	IEEE 802.11ax (HE20)	Test Date	2024/8/28
Test Frequency	5300MHz	Polarization	Horizontal

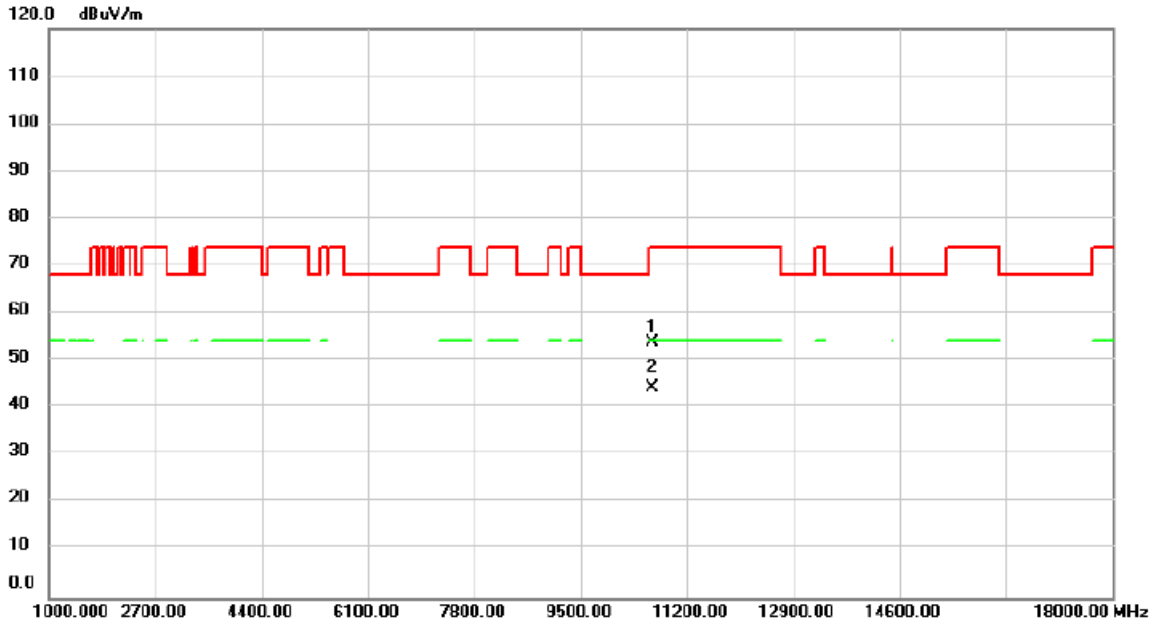


No.	Mk.	Freq. MHz	Reading Level dBuV	Correct Factor dB	Measure- ment dBuV/m	Limit dBuV/m	Over dB	Detector	Comment
1		10600.00	47.40	6.87	54.27	68.20	-13.93	peak	
2	*	10600.00	37.14	6.87	44.01	54.00	-9.99	AVG	

REMARKS:

- (1) Measurement Value = Reading Level + Correct Factor.
- (2) Margin Level = Measurement Value - Limit Value.

Test Mode	IEEE 802.11ax (HE20)	Test Date	2024/8/28
Test Frequency	5320MHz	Polarization	Vertical

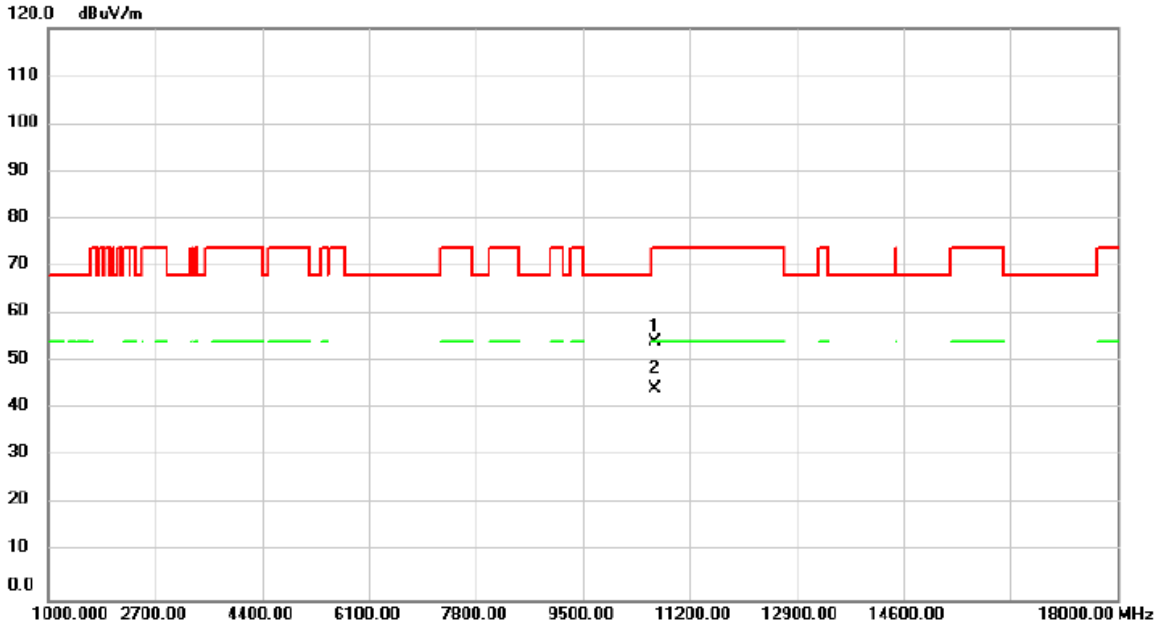


No.	Mk.	Freq. MHz	Reading Level dBuV	Correct Factor dB	Measure- ment dBuV/m	Limit dBuV/m	Over dB	Detector	Comment
1		10640.00	47.04	6.89	53.93	74.00	-20.07	peak	
2	*	10640.00	37.28	6.89	44.17	54.00	-9.83	AVG	

REMARKS:

- (1) Measurement Value = Reading Level + Correct Factor.
- (2) Margin Level = Measurement Value - Limit Value.

Test Mode	IEEE 802.11ax (HE20)	Test Date	2024/8/28
Test Frequency	5320MHz	Polarization	Horizontal

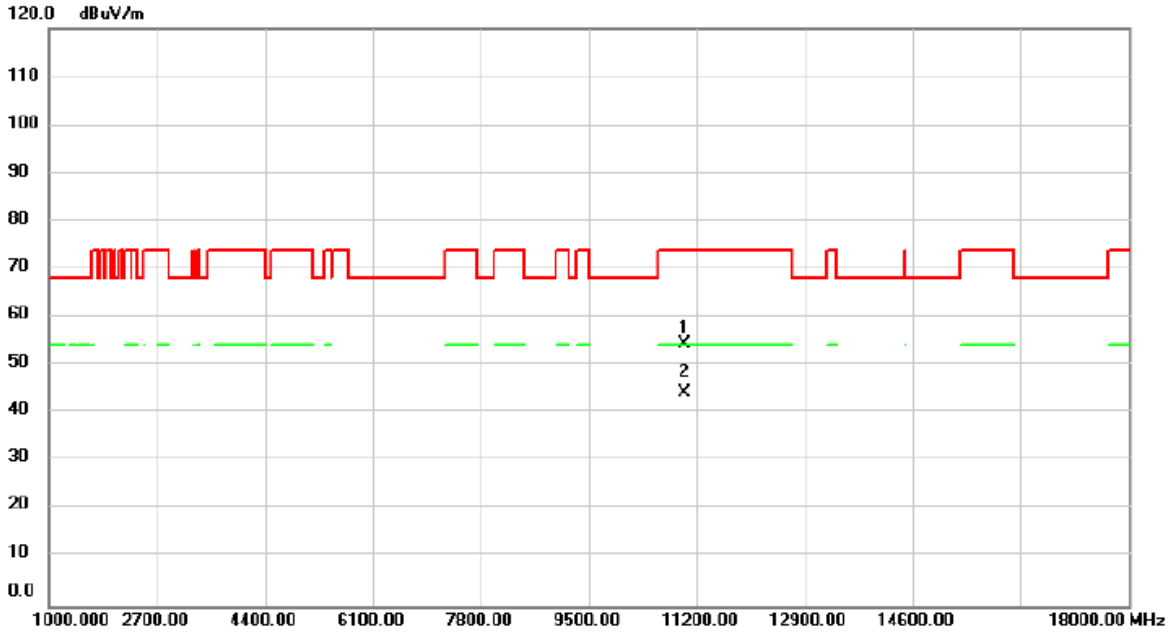


No.	Mk.	Freq. MHz	Reading Level dBuV	Correct Factor dB	Measure- ment dBuV/m	Limit dBuV/m	Over dB	Detector	Comment
1		10640.00	47.36	6.89	54.25	74.00	-19.75	peak	
2	*	10640.00	37.49	6.89	44.38	54.00	-9.62	AVG	

REMARKS:

- (1) Measurement Value = Reading Level + Correct Factor.
- (2) Margin Level = Measurement Value - Limit Value.

Test Mode	IEEE 802.11ax (HE20)	Test Date	2024/8/28
Test Frequency	5500MHz	Polarization	Vertical

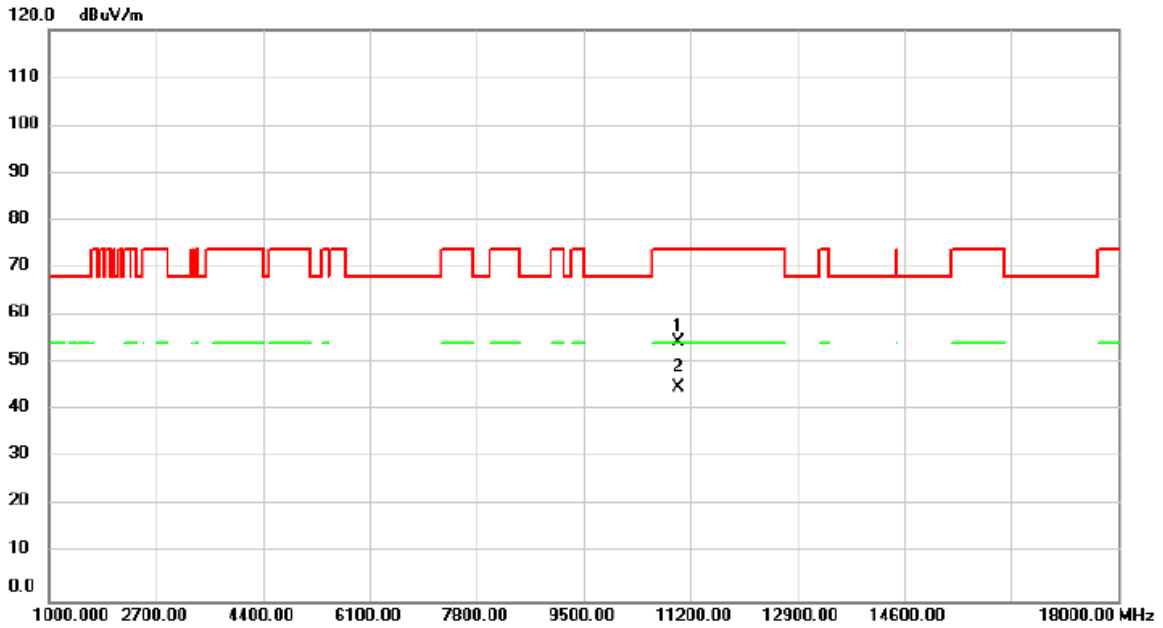


No.	Mk.	Freq. MHz	Reading Level dBuV	Correct Factor dB	Measure- ment dBuV/m	Limit dBuV/m	Over dB	Detector	Comment
1		11000.00	47.23	7.09	54.32	74.00	-19.68	peak	
2	*	11000.00	37.23	7.09	44.32	54.00	-9.68	AVG	

REMARKS:

- (1) Measurement Value = Reading Level + Correct Factor.
- (2) Margin Level = Measurement Value - Limit Value.

Test Mode	IEEE 802.11ax (HE20)	Test Date	2024/8/28
Test Frequency	5500MHz	Polarization	Horizontal

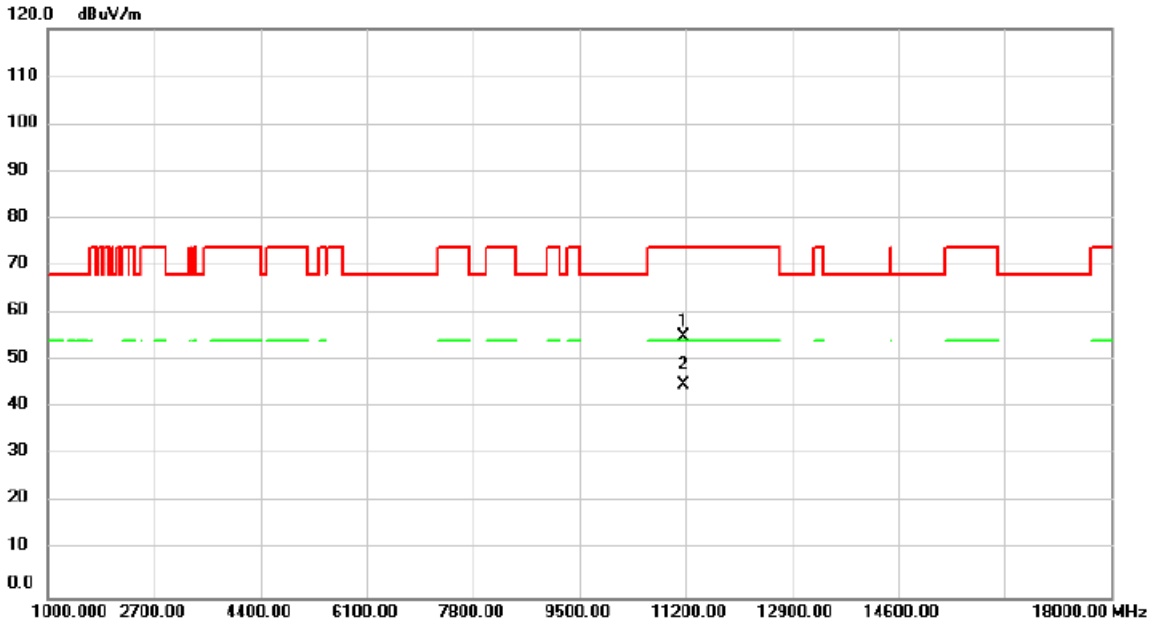


No.	Mk.	Freq. MHz	Reading Level dBuV	Correct Factor dB	Measure- ment dBuV/m	Limit dBuV/m	Over dB	Detector	Comment
1		11000.00	47.33	7.09	54.42	74.00	-19.58	peak	
2	*	11000.00	37.61	7.09	44.70	54.00	-9.30	AVG	

REMARKS:

- (1) Measurement Value = Reading Level + Correct Factor.
- (2) Margin Level = Measurement Value - Limit Value.

Test Mode	IEEE 802.11ax (HE20)	Test Date	2024/8/28
Test Frequency	5580MHz	Polarization	Vertical

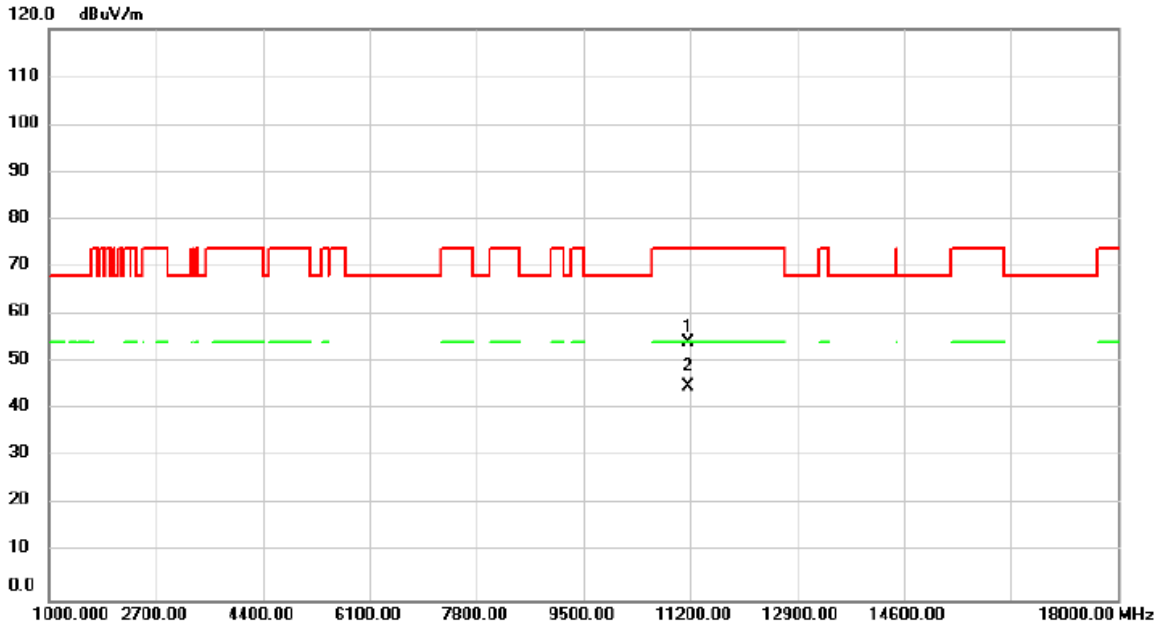


No.	Mk.	Freq. MHz	Reading Level dBuV	Correct Factor dB	Measure- ment dBuV/m	Limit dBuV/m	Over dB	Detector	Comment
1		11160.00	47.71	7.25	54.96	74.00	-19.04	peak	
2	*	11160.00	37.70	7.25	44.95	54.00	-9.05	AVG	

REMARKS:

- (1) Measurement Value = Reading Level + Correct Factor.
- (2) Margin Level = Measurement Value - Limit Value.

Test Mode	IEEE 802.11ax (HE20)	Test Date	2024/8/28
Test Frequency	5580MHz	Polarization	Horizontal

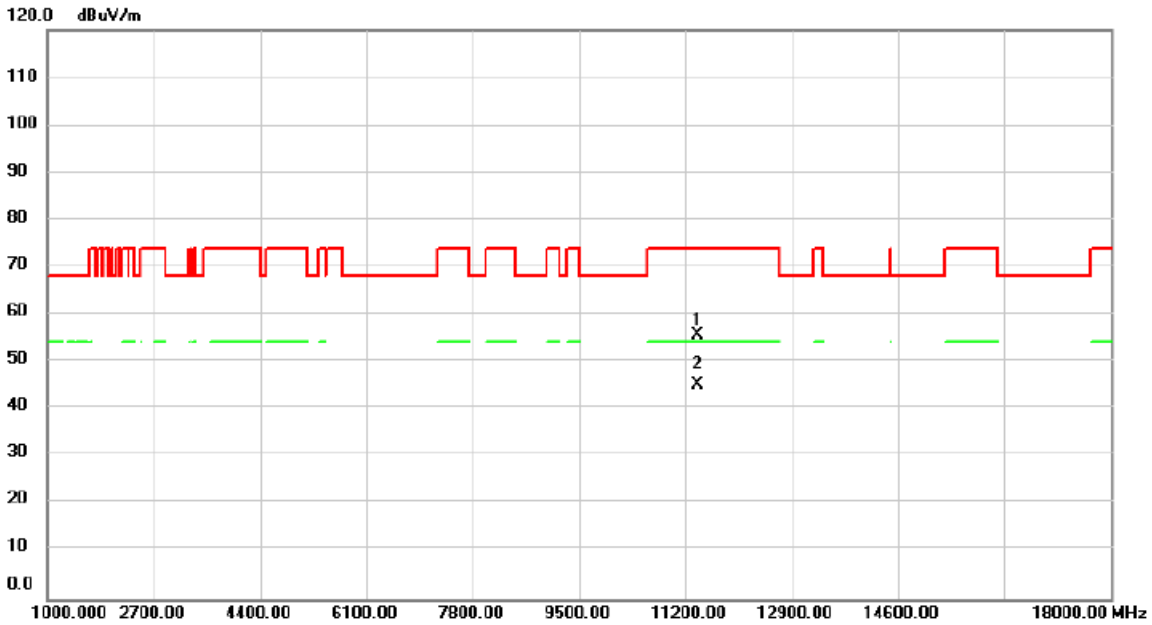


No.	Mk.	Freq. MHz	Reading Level dBuV	Correct Factor dB	Measure- ment dBuV/m	Limit dBuV/m	Over dB	Detector	Comment
1		11160.00	47.02	7.25	54.27	74.00	-19.73	peak	
2	*	11160.00	37.71	7.25	44.96	54.00	-9.04	AVG	

REMARKS:

- (1) Measurement Value = Reading Level + Correct Factor.
- (2) Margin Level = Measurement Value - Limit Value.

Test Mode	IEEE 802.11ax (HE20)	Test Date	2024/8/28
Test Frequency	5700MHz	Polarization	Vertical

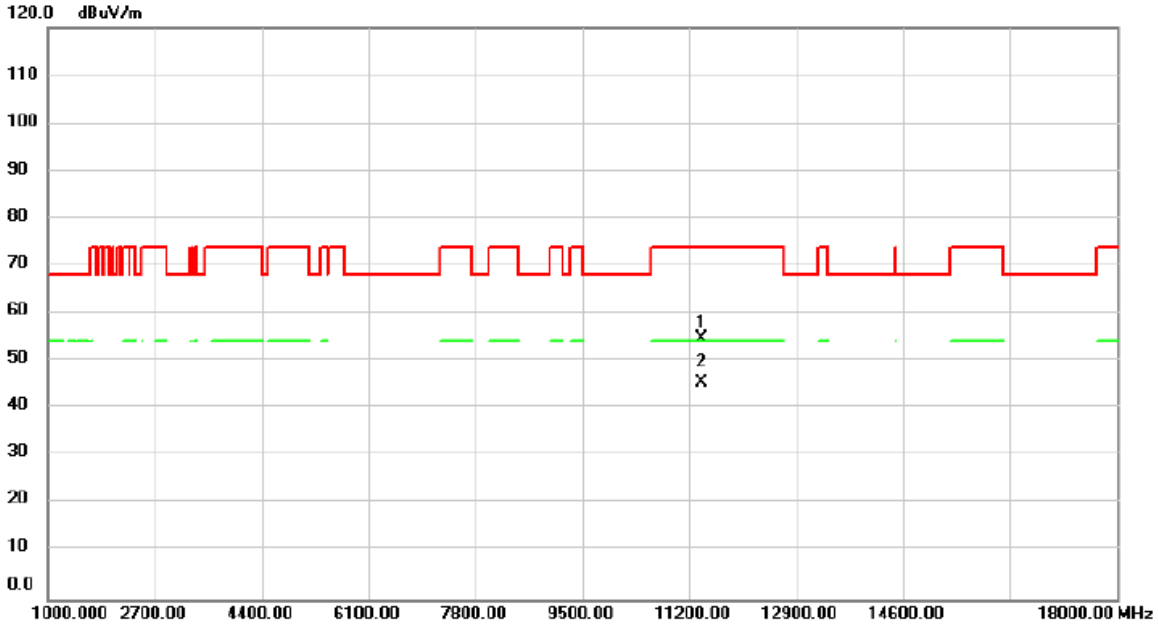


No.	Mk.	Freq. MHz	Reading Level dBuV	Correct Factor dB	Measure- ment dBuV/m	Limit dBuV/m	Over dB	Detector	Comment
1		11400.00	48.31	7.48	55.79	74.00	-18.21	peak	
2	*	11400.00	37.78	7.48	45.26	54.00	-8.74	AVG	

REMARKS:

- (1) Measurement Value = Reading Level + Correct Factor.
- (2) Margin Level = Measurement Value - Limit Value.

Test Mode	IEEE 802.11ax (HE20)	Test Date	2024/8/28
Test Frequency	5700MHz	Polarization	Horizontal

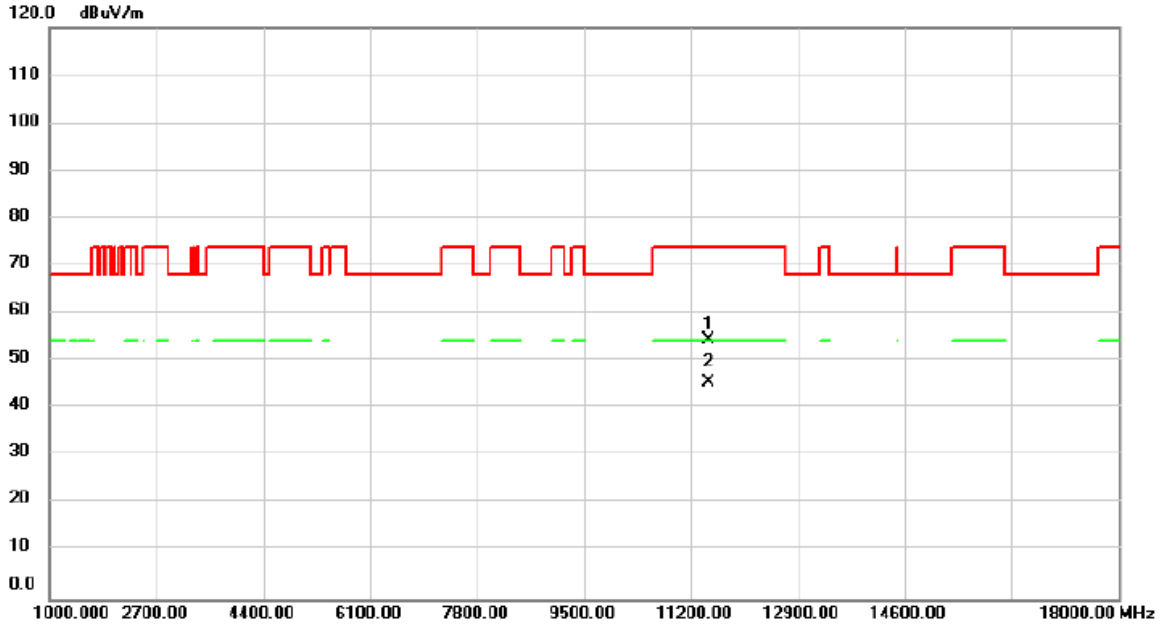


No.	Mk.	Freq. MHz	Reading Level dBuV	Correct Factor dB	Measure- ment dBuV/m	Limit dBuV/m	Over dB	Detector	Comment
1		11400.00	47.30	7.48	54.78	74.00	-19.22	peak	
2	*	11400.00	37.87	7.48	45.35	54.00	-8.65	AVG	

REMARKS:

- (1) Measurement Value = Reading Level + Correct Factor.
- (2) Margin Level = Measurement Value - Limit Value.

Test Mode	IEEE 802.11ax (HE20)	Test Date	2024/8/28
Test Frequency	5745MHz	Polarization	Vertical

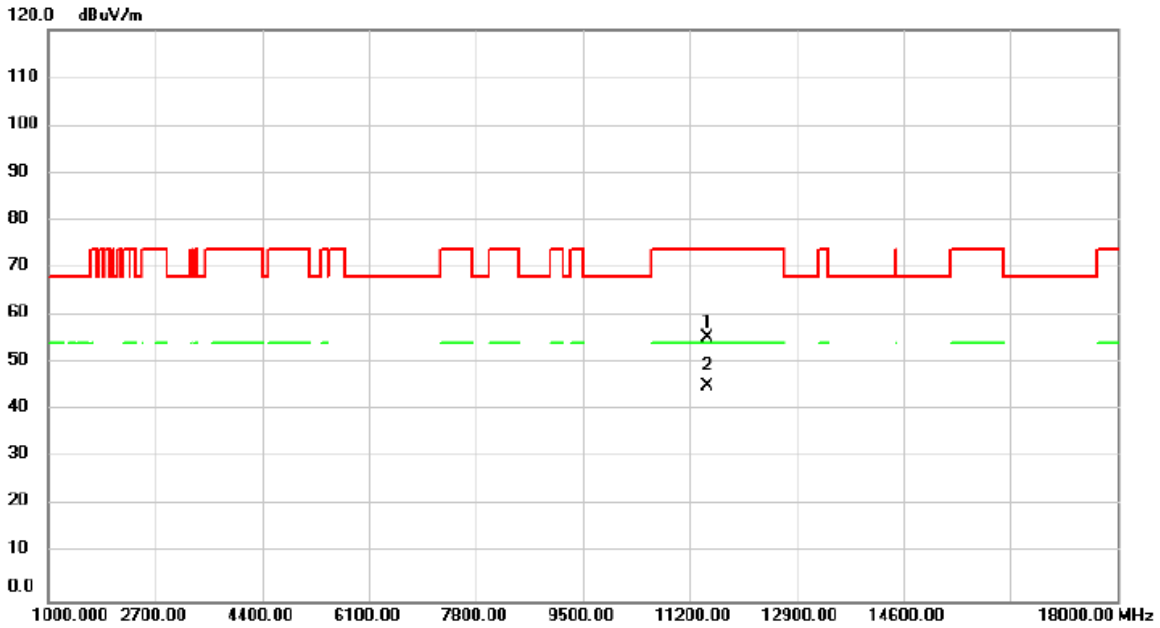


No.	Mk.	Freq. MHz	Reading Level dBuV	Correct Factor dB	Measure- ment dBuV/m	Limit dBuV/m	Over dB	Detector	Comment
1		11490.00	46.75	7.56	54.31	74.00	-19.69	peak	
2	*	11490.00	37.76	7.56	45.32	54.00	-8.68	AVG	

REMARKS:

- (1) Measurement Value = Reading Level + Correct Factor.
- (2) Margin Level = Measurement Value - Limit Value.

Test Mode	IEEE 802.11ax (HE20)	Test Date	2024/8/28
Test Frequency	5745MHz	Polarization	Horizontal

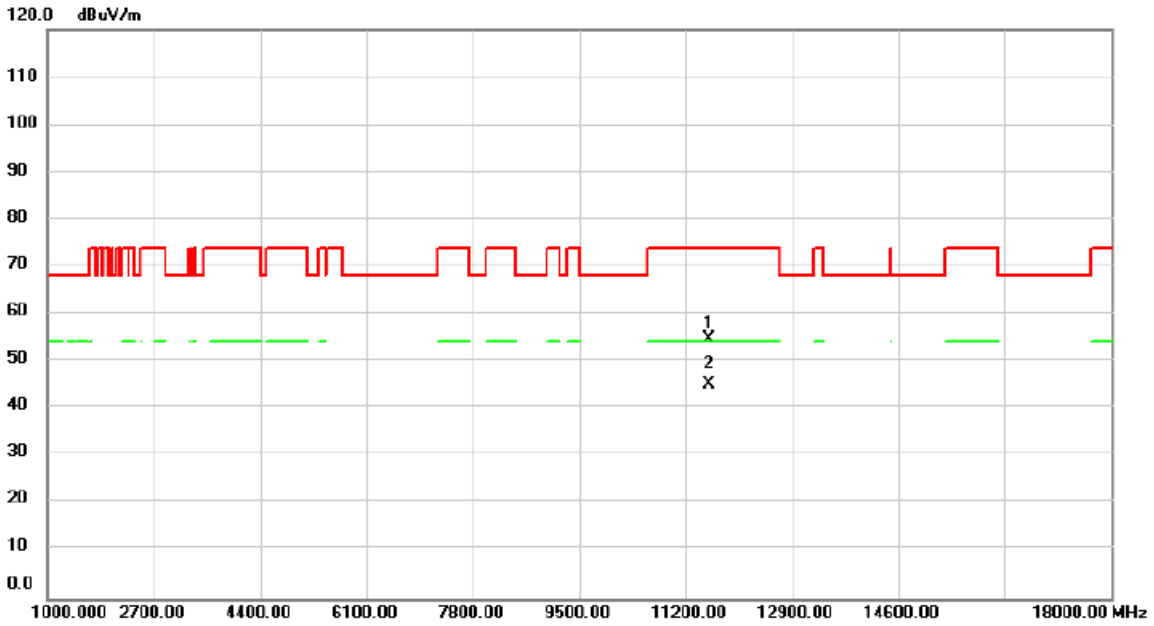


No.	Mk.	Freq. MHz	Reading Level dBuV	Correct Factor dB	Measure- ment dBuV/m	Limit dBuV/m	Over dB	Detector	Comment
1		11490.00	47.80	7.56	55.36	74.00	-18.64	peak	
2	*	11490.00	37.46	7.56	45.02	54.00	-8.98	AVG	

REMARKS:

- (1) Measurement Value = Reading Level + Correct Factor.
- (2) Margin Level = Measurement Value - Limit Value.

Test Mode	IEEE 802.11ax (HE20)	Test Date	2024/8/28
Test Frequency	5785MHz	Polarization	Vertical

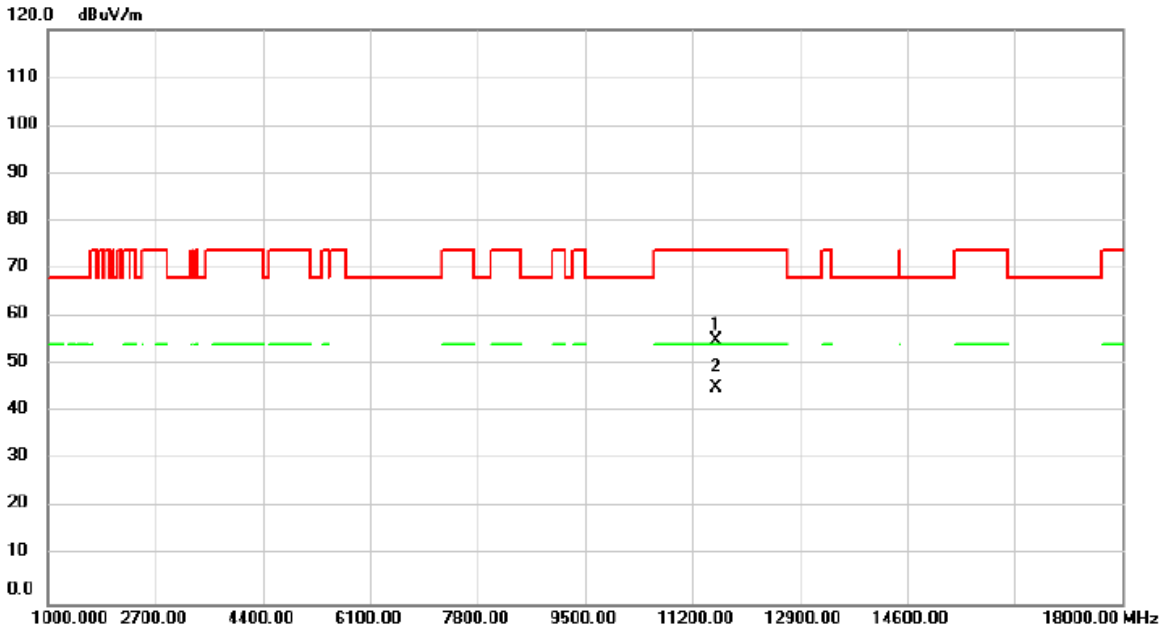


No.	Mk.	Freq. MHz	Reading Level dBuV	Correct Factor dB	Measure- ment dBuV/m	Limit dBuV/m	Over dB	Detector	Comment
1		11570.00	47.17	7.59	54.76	74.00	-19.24	peak	
2	*	11570.00	37.66	7.59	45.25	54.00	-8.75	AVG	

REMARKS:

- (1) Measurement Value = Reading Level + Correct Factor.
- (2) Margin Level = Measurement Value - Limit Value.

Test Mode	IEEE 802.11ax (HE20)	Test Date	2024/8/28
Test Frequency	5785MHz	Polarization	Horizontal

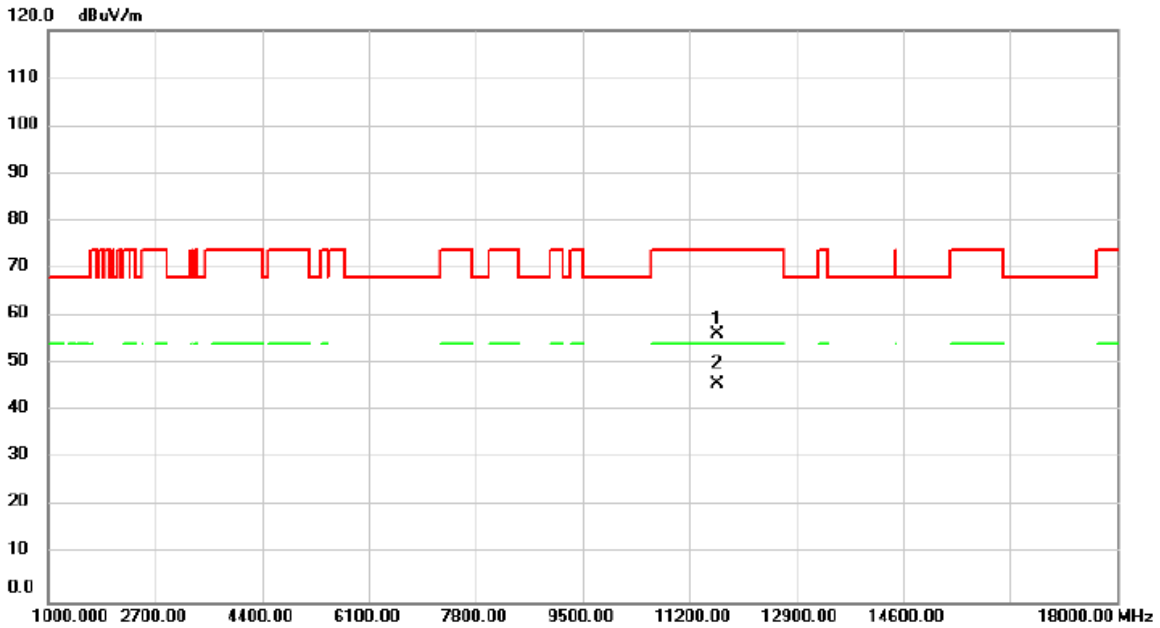


No.	Mk.	Freq. MHz	Reading Level dBuV	Correct Factor dB	Measure- ment dBuV/m	Limit dBuV/m	Over dB	Detector	Comment
1		11570.00	47.45	7.59	55.04	74.00	-18.96	peak	
2	*	11570.00	37.49	7.59	45.08	54.00	-8.92	AVG	

REMARKS:

- (1) Measurement Value = Reading Level + Correct Factor.
- (2) Margin Level = Measurement Value - Limit Value.

Test Mode	IEEE 802.11ax (HE20)	Test Date	2024/8/28
Test Frequency	5825MHz	Polarization	Vertical

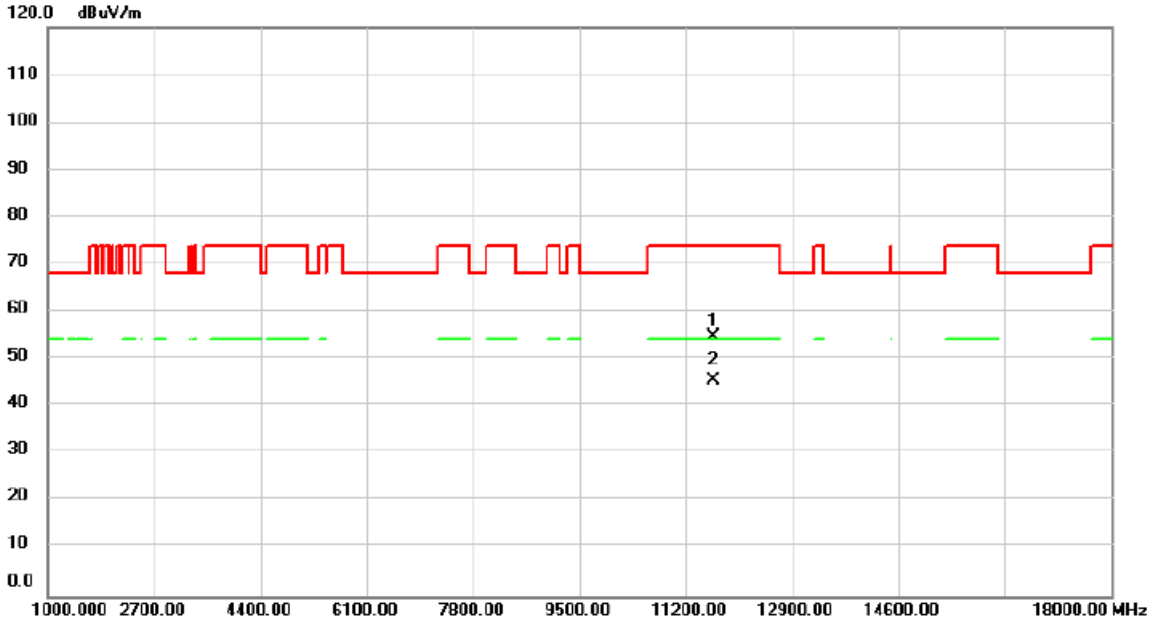


No.	Mk.	Freq. MHz	Reading Level dBuV	Correct Factor dB	Measure- ment dBuV/m	Limit dBuV/m	Over dB	Detector	Comment
1		11650.00	48.56	7.62	56.18	74.00	-17.82	peak	
2	*	11650.00	38.01	7.62	45.63	54.00	-8.37	AVG	

REMARKS:

- (1) Measurement Value = Reading Level + Correct Factor.
- (2) Margin Level = Measurement Value - Limit Value.

Test Mode	IEEE 802.11ax (HE20)	Test Date	2024/8/28
Test Frequency	5825MHz	Polarization	Horizontal

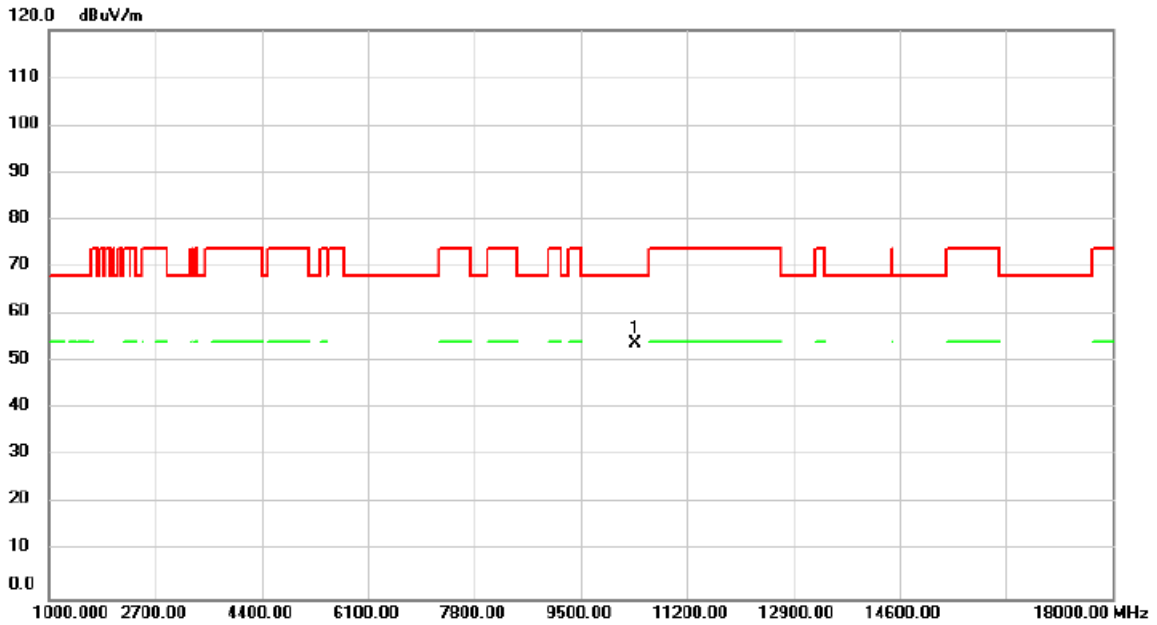


No.	Mk.	Freq. MHz	Reading Level dBuV	Correct Factor dB	Measure- ment dBuV/m	Limit dBuV/m	Over dB	Detector	Comment
1		11650.00	47.12	7.62	54.74	74.00	-19.26	peak	
2	*	11650.00	37.85	7.62	45.47	54.00	-8.53	AVG	

REMARKS:

- (1) Measurement Value = Reading Level + Correct Factor.
- (2) Margin Level = Measurement Value - Limit Value.

Test Mode	IEEE 802.11ax (HE40)	Test Date	2024/8/28
Test Frequency	5190MHz	Polarization	Vertical

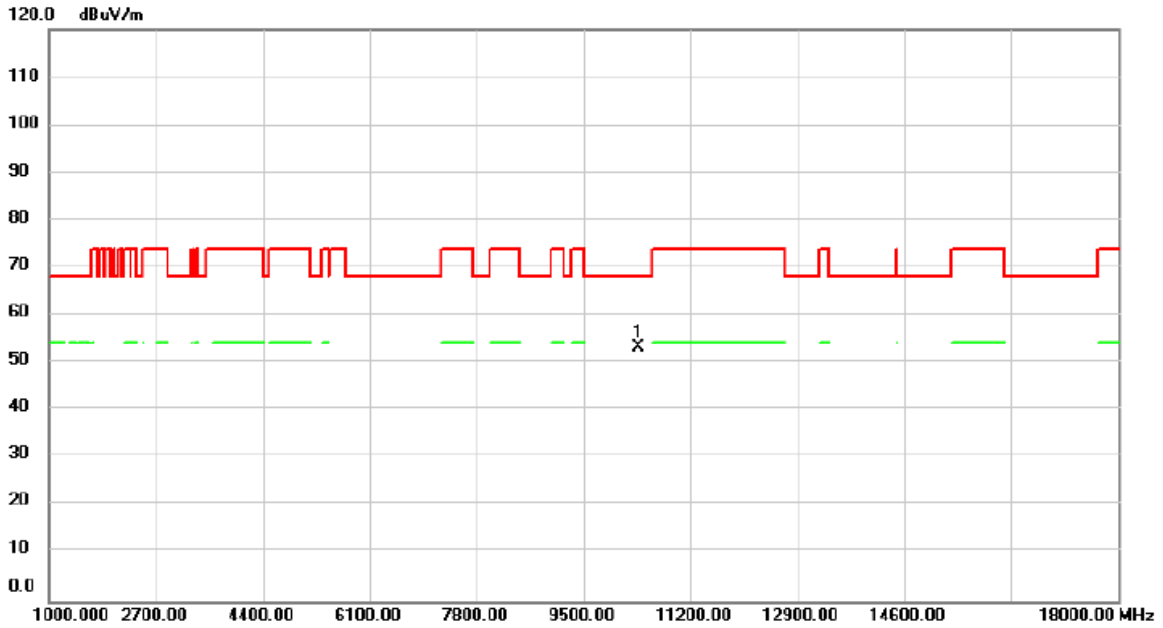


No.	Mk.	Freq.	Reading Level	Correct Factor	Measurement	Limit	Over	Detector	Comment
		MHz	dBuV	dB	dBuV/m	dBuV/m	dB		
1	*	10380.00	47.13	6.78	53.91	68.20	-14.29	peak	

REMARKS:

- (1) Measurement Value = Reading Level + Correct Factor.
- (2) Margin Level = Measurement Value - Limit Value.

Test Mode	IEEE 802.11ax (HE40)	Test Date	2024/8/28
Test Frequency	5190MHz	Polarization	Horizontal

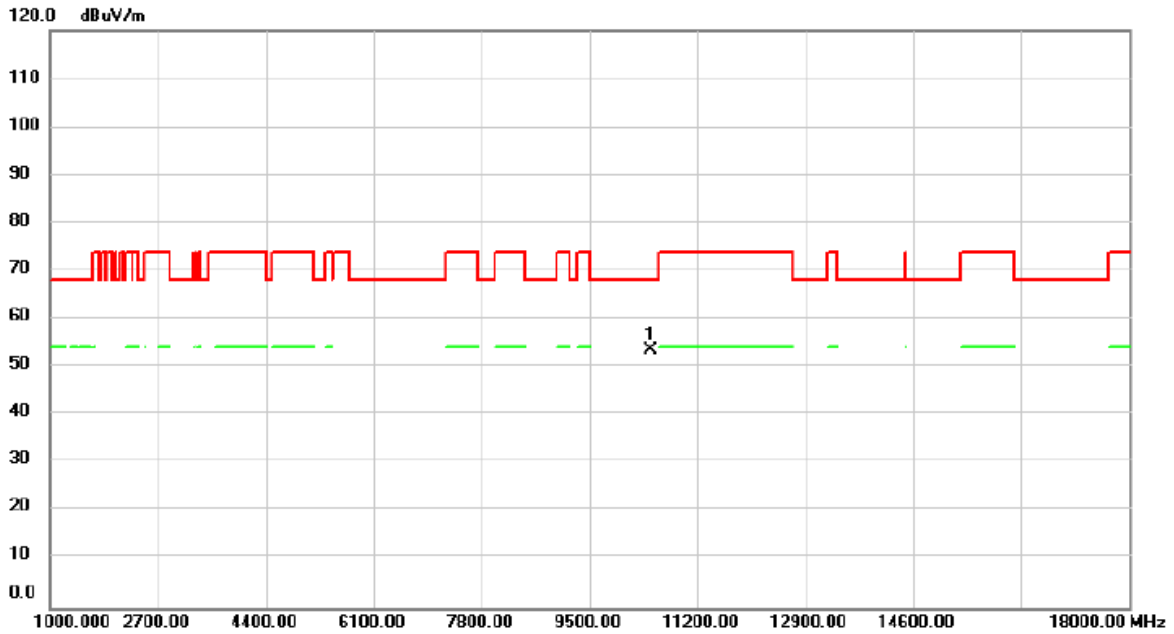


No.	Mk.	Freq.	Reading Level	Correct Factor	Measurement	Limit	Over	Detector	Comment
		MHz	dBuV	dB	dBuV/m	dBuV/m	dB		
1	*	10380.00	46.61	6.78	53.39	68.20	-14.81	peak	

REMARKS:

- (1) Measurement Value = Reading Level + Correct Factor.
- (2) Margin Level = Measurement Value - Limit Value.

Test Mode	IEEE 802.11ax (HE40)	Test Date	2024/8/28
Test Frequency	5230MHz	Polarization	Vertical

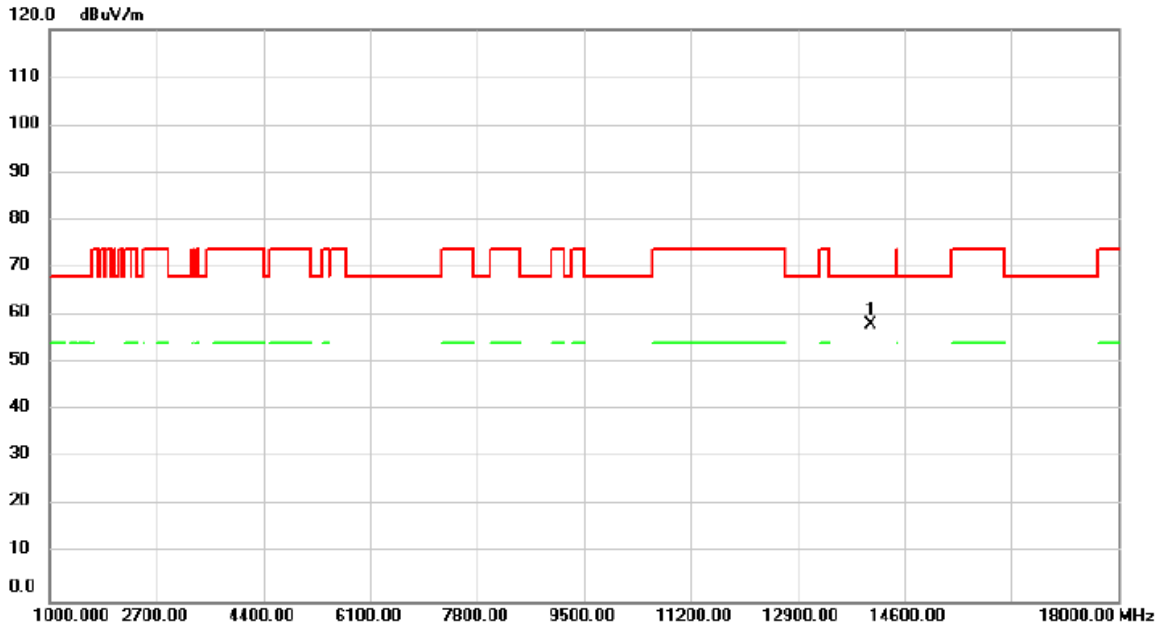


No.	Mk.	Freq.	Reading Level	Correct Factor	Measurement	Limit	Over	Detector	Comment
		MHz	dBuV	dB	dBuV/m	dBuV/m	dB		
1	*	10460.00	46.84	6.80	53.64	68.20	-14.56	peak	

REMARKS:

- (1) Measurement Value = Reading Level + Correct Factor.
- (2) Margin Level = Measurement Value - Limit Value.

Test Mode	IEEE 802.11ax (HE40)	Test Date	2024/8/28
Test Frequency	5230MHz	Polarization	Horizontal

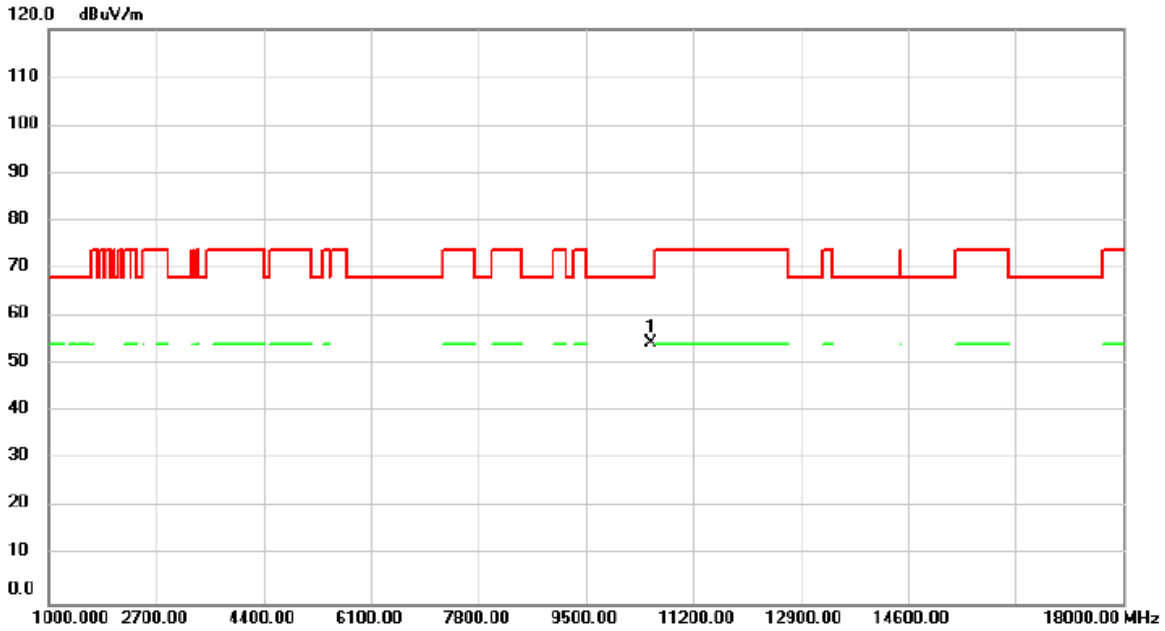


No.	Mk.	Freq.	Reading Level	Correct Factor	Measurement	Limit	Over	Detector	Comment
		MHz	dBuV	dB	dBuV/m	dBuV/m	dB		
1	*	14060.00	49.82	8.20	58.02	68.20	-10.18	peak	

REMARKS:

- (1) Measurement Value = Reading Level + Correct Factor.
- (2) Margin Level = Measurement Value - Limit Value.

Test Mode	IEEE 802.11ax (HE40)	Test Date	2024/8/28
Test Frequency	5270MHz	Polarization	Vertical

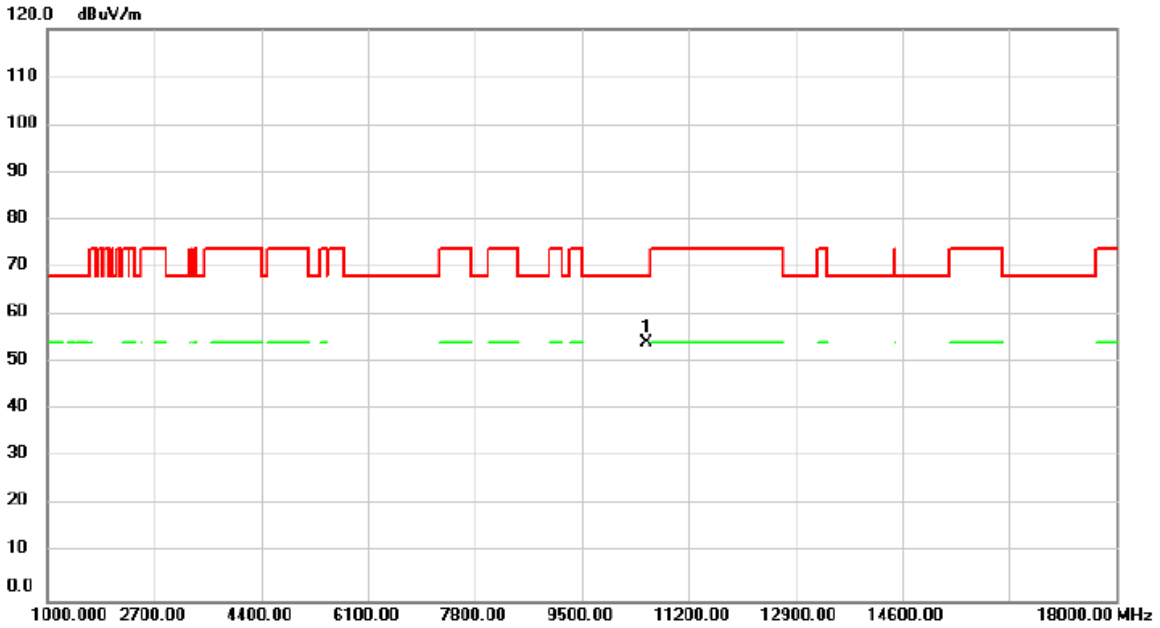


No.	Mk.	Freq.	Reading Level	Correct Factor	Measurement	Limit	Over	Detector	Comment
		MHz	dBuV	dB	dBuV/m	dBuV/m	dB		
1	*	10540.00	47.64	6.83	54.47	68.20	-13.73	peak	

REMARKS:

- (1) Measurement Value = Reading Level + Correct Factor.
- (2) Margin Level = Measurement Value - Limit Value.

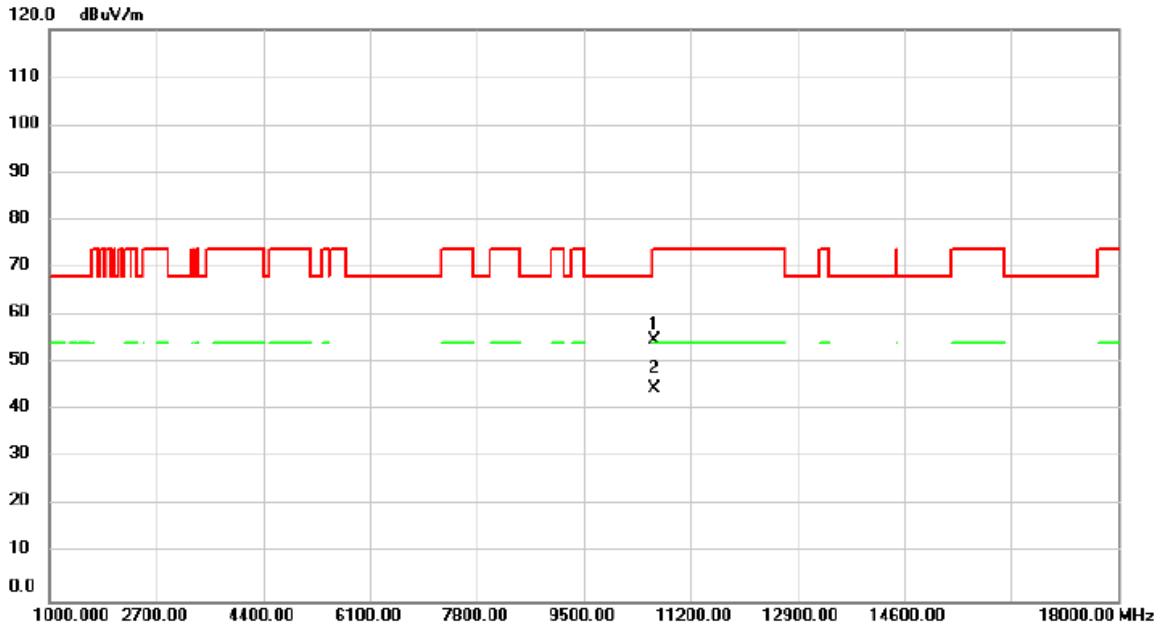
Test Mode	IEEE 802.11ax (HE40)	Test Date	2024/8/28
Test Frequency	5270MHz	Polarization	Horizontal



No.	Mk.	Freq. MHz	Reading Level dBuV	Correct Factor dB	Measure- ment dBuV/m	Limit dBuV/m	Over dB	Detector	Comment
1	*	10540.00	47.23	6.83	54.06	68.20	-14.14	peak	

REMARKS:
 (1) Measurement Value = Reading Level + Correct Factor.
 (2) Margin Level = Measurement Value - Limit Value.

Test Mode	IEEE 802.11ax (HE40)	Test Date	2024/8/28
Test Frequency	5310MHz	Polarization	Vertical

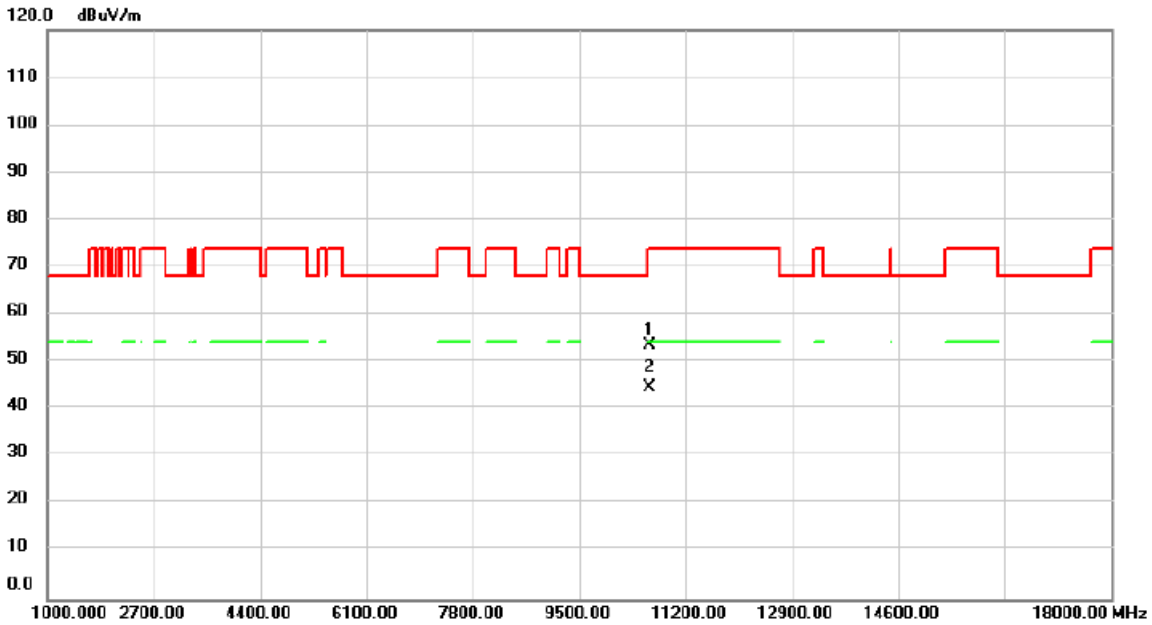


No.	Mk.	Freq. MHz	Reading Level dBuV	Correct Factor dB	Measure- ment dBuV/m	Limit dBuV/m	Over dB	Detector	Comment
1		10620.00	47.79	6.88	54.67	74.00	-19.33	peak	
2	*	10620.00	37.79	6.88	44.67	54.00	-9.33	AVG	

REMARKS:

- (1) Measurement Value = Reading Level + Correct Factor.
- (2) Margin Level = Measurement Value - Limit Value.

Test Mode	IEEE 802.11ax (HE40)	Test Date	2024/8/28
Test Frequency	5310MHz	Polarization	Horizontal

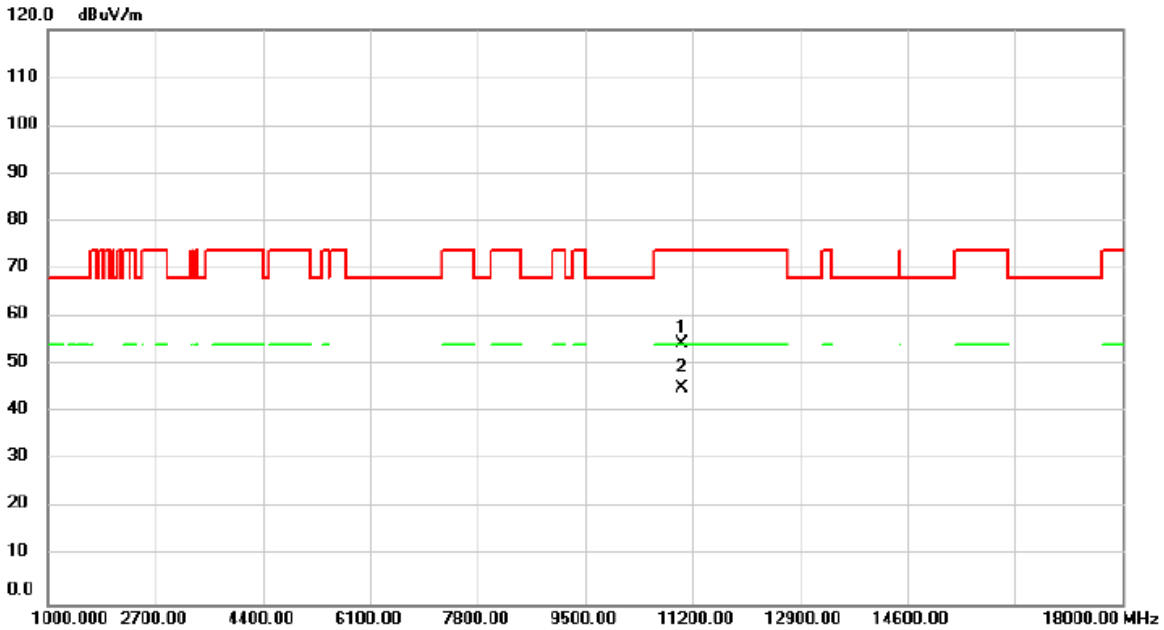


No.	Mk.	Freq. MHz	Reading Level dBuV	Correct Factor dB	Measure- ment dBuV/m	Limit dBuV/m	Over dB	Detector	Comment
1		10620.00	46.68	6.88	53.56	74.00	-20.44	peak	
2	*	10620.00	37.81	6.88	44.69	54.00	-9.31	AVG	

REMARKS:

- (1) Measurement Value = Reading Level + Correct Factor.
- (2) Margin Level = Measurement Value - Limit Value.

Test Mode	IEEE 802.11ax (HE40)	Test Date	2024/8/28
Test Frequency	5510MHz	Polarization	Vertical

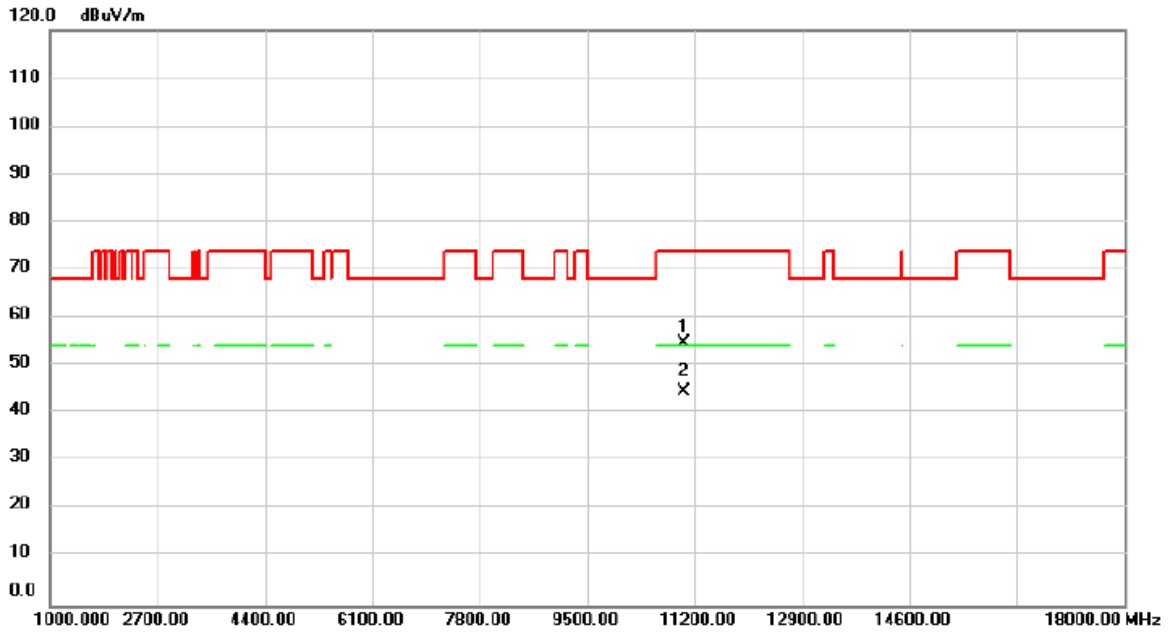


No.	Mk.	Freq. MHz	Reading Level dBuV	Correct Factor dB	Measure- ment dBuV/m	Limit dBuV/m	Over dB	Detector	Comment
1		11020.00	47.46	7.10	54.56	74.00	-19.44	peak	
2	*	11020.00	38.17	7.10	45.27	54.00	-8.73	AVG	

REMARKS:

- (1) Measurement Value = Reading Level + Correct Factor.
- (2) Margin Level = Measurement Value - Limit Value.

Test Mode	IEEE 802.11ax (HE40)	Test Date	2024/8/28
Test Frequency	5510MHz	Polarization	Horizontal

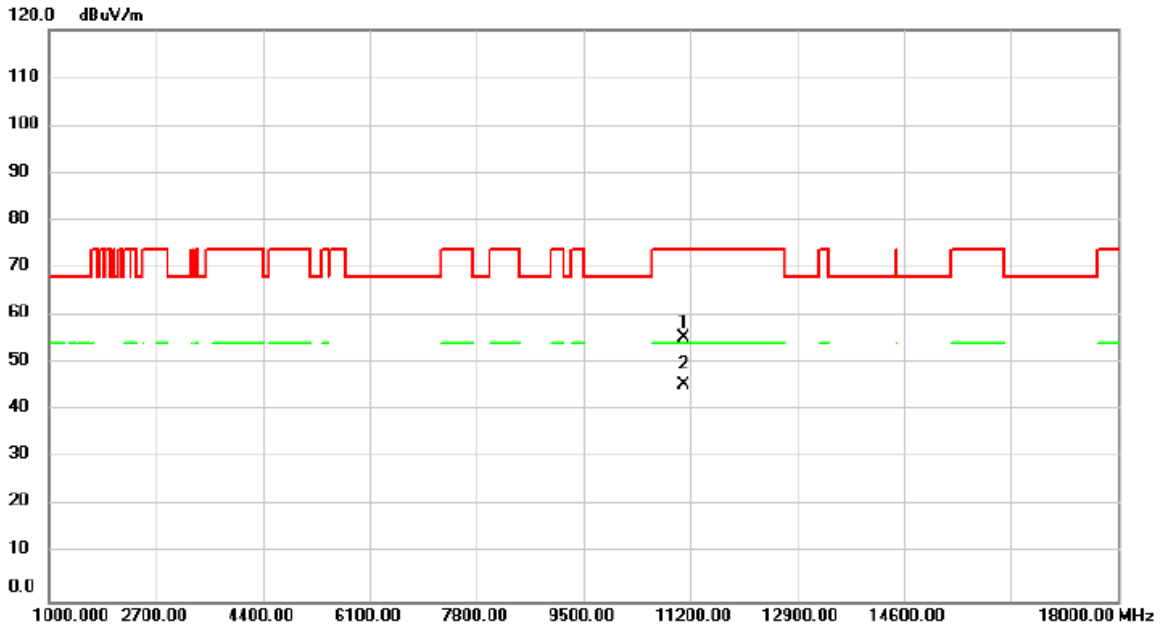


No.	Mk.	Freq.	Reading Level	Correct Factor	Measurement	Limit	Over	Detector	Comment
		MHz	dBuV	dB	dBuV/m	dBuV/m	dB		
1		11020.00	47.64	7.10	54.74	74.00	-19.26	peak	
2	*	11020.00	37.47	7.10	44.57	54.00	-9.43	AVG	

REMARKS:

- (1) Measurement Value = Reading Level + Correct Factor.
- (2) Margin Level = Measurement Value - Limit Value.

Test Mode	IEEE 802.11ax (HE40)	Test Date	2024/8/28
Test Frequency	5550MHz	Polarization	Vertical

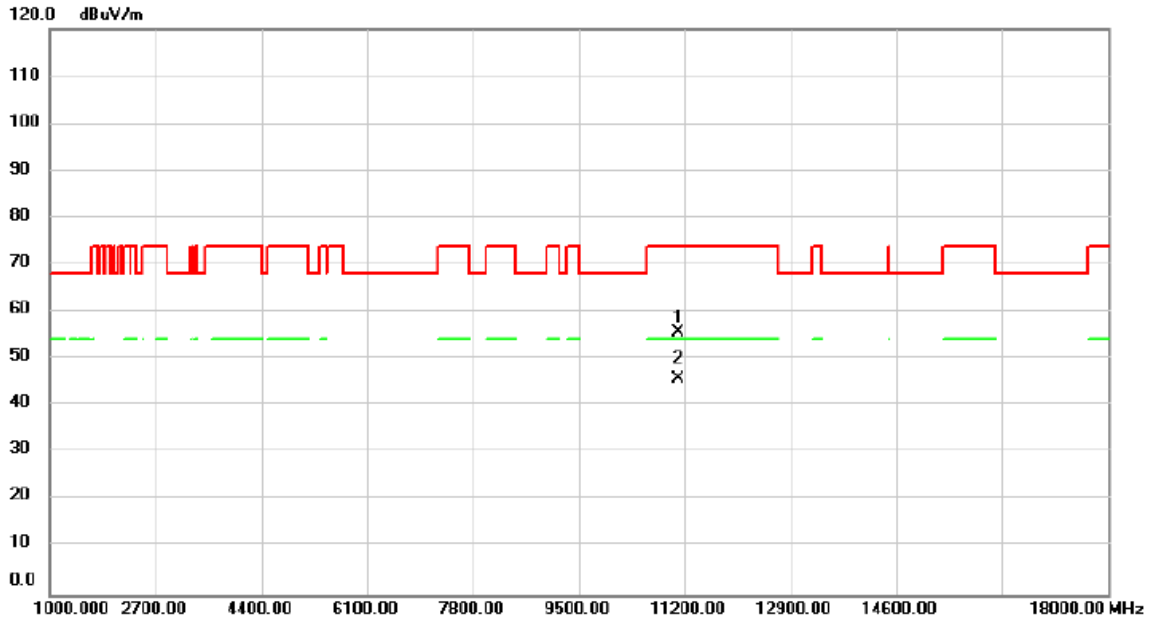


No.	Mk.	Freq. MHz	Reading Level dBuV	Correct Factor dB	Measure- ment dBuV/m	Limit dBuV/m	Over dB	Detector	Comment
1		11100.00	48.04	7.18	55.22	74.00	-18.78	peak	
2	*	11100.00	38.26	7.18	45.44	54.00	-8.56	AVG	

REMARKS:

- (1) Measurement Value = Reading Level + Correct Factor.
- (2) Margin Level = Measurement Value - Limit Value.

Test Mode	IEEE 802.11ax (HE40)	Test Date	2024/8/28
Test Frequency	5550MHz	Polarization	Horizontal

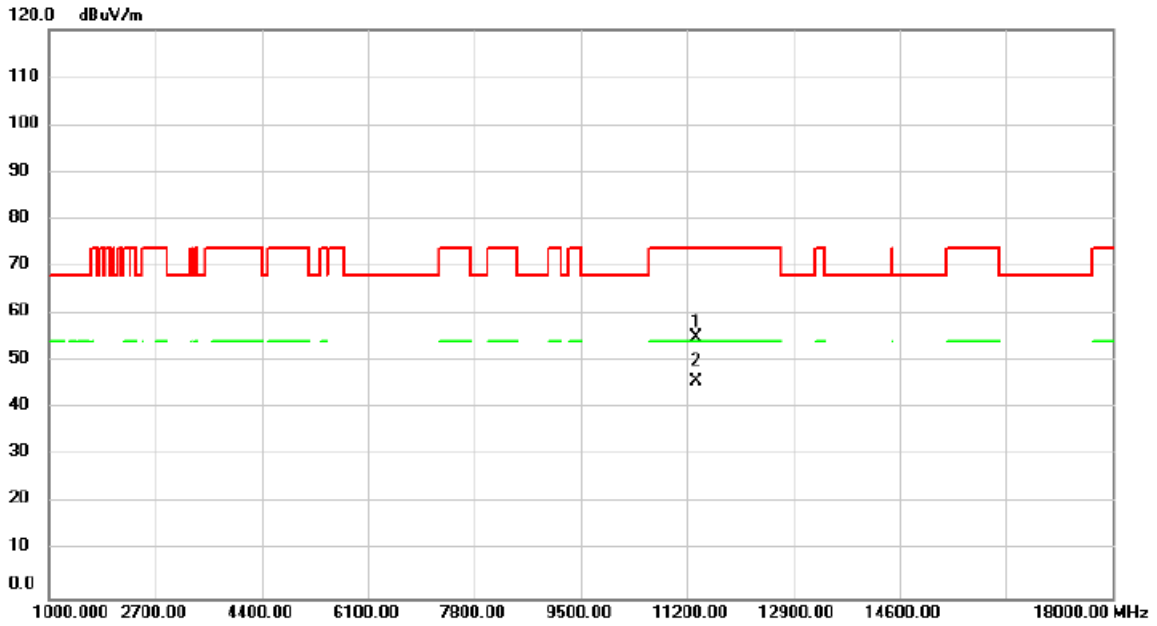


No.	Mk.	Freq.	Reading Level	Correct Factor	Measurement	Limit	Over	Detector	Comment
		MHz	dBuV	dB	dBuV/m	dBuV/m	dB		
1		11100.00	48.45	7.18	55.63	74.00	-18.37	peak	
2	*	11100.00	38.49	7.18	45.67	54.00	-8.33	AVG	

REMARKS:

- (1) Measurement Value = Reading Level + Correct Factor.
- (2) Margin Level = Measurement Value - Limit Value.

Test Mode	IEEE 802.11ax (HE40)	Test Date	2024/8/28
Test Frequency	5670MHz	Polarization	Vertical

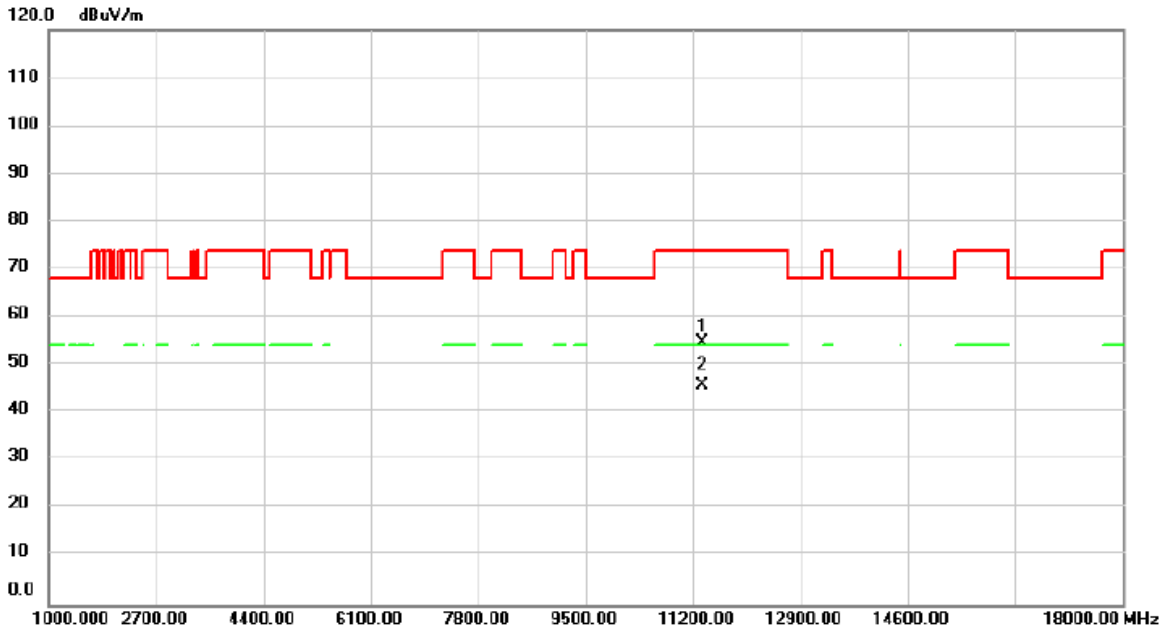


No.	Mk.	Freq.	Reading Level	Correct Factor	Measurement	Limit	Over	Detector	Comment
		MHz	dBuV	dB	dBuV/m	dBuV/m	dB		
1		11340.00	47.54	7.41	54.95	74.00	-19.05	peak	
2	*	11340.00	38.22	7.41	45.63	54.00	-8.37	AVG	

REMARKS:

- (1) Measurement Value = Reading Level + Correct Factor.
- (2) Margin Level = Measurement Value - Limit Value.

Test Mode	IEEE 802.11ax (HE40)	Test Date	2024/8/28
Test Frequency	5670MHz	Polarization	Horizontal

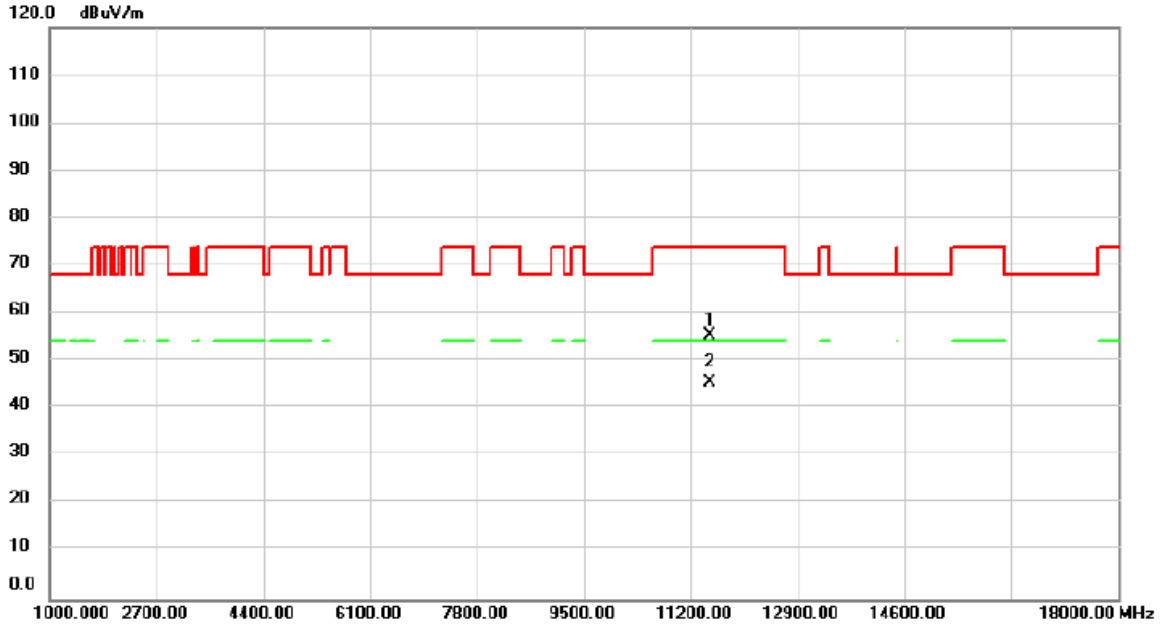


No.	Mk.	Freq. MHz	Reading Level dBuV	Correct Factor dB	Measure- ment dBuV/m	Limit dBuV/m	Over dB	Detector	Comment
1		11340.00	47.25	7.41	54.66	74.00	-19.34	peak	
2	*	11340.00	38.48	7.41	45.89	54.00	-8.11	AVG	

REMARKS:

- (1) Measurement Value = Reading Level + Correct Factor.
- (2) Margin Level = Measurement Value - Limit Value.

Test Mode	IEEE 802.11ax (HE40)	Test Date	2024/8/28
Test Frequency	5755MHz	Polarization	Vertical

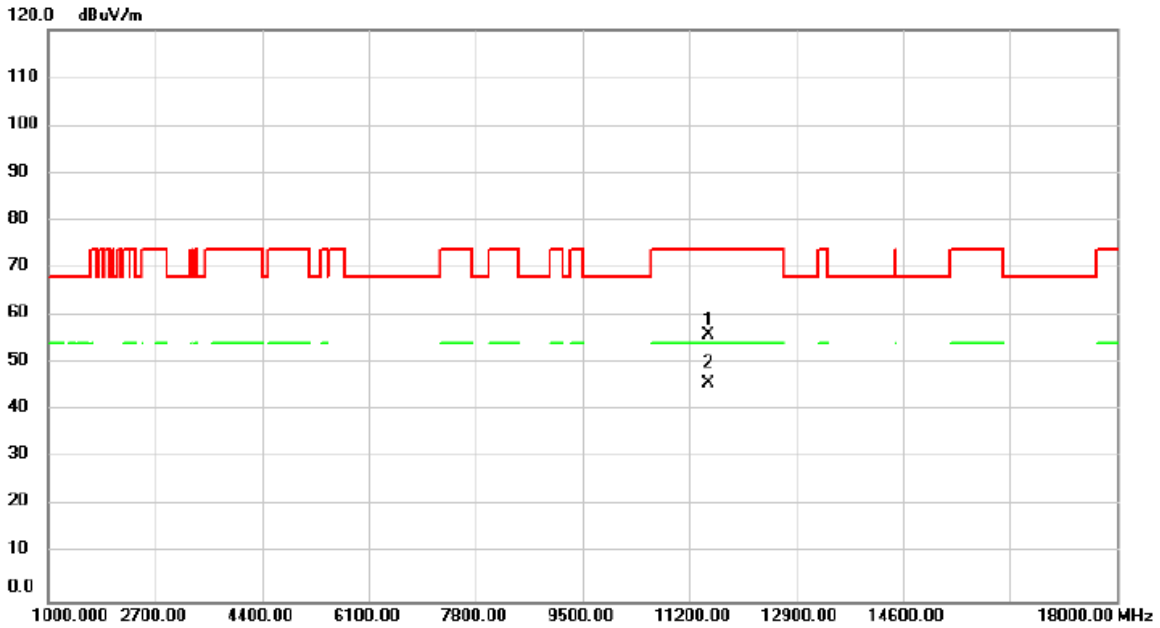


No.	Mk.	Freq. MHz	Reading Level dBuV	Correct Factor dB	Measure- ment dBuV/m	Limit dBuV/m	Over dB	Detector	Comment
1		11510.00	47.70	7.57	55.27	74.00	-18.73	peak	
2	*	11510.00	37.92	7.57	45.49	54.00	-8.51	AVG	

REMARKS:

- (1) Measurement Value = Reading Level + Correct Factor.
- (2) Margin Level = Measurement Value - Limit Value.

Test Mode	IEEE 802.11ax (HE40)	Test Date	2024/8/28
Test Frequency	5755MHz	Polarization	Horizontal

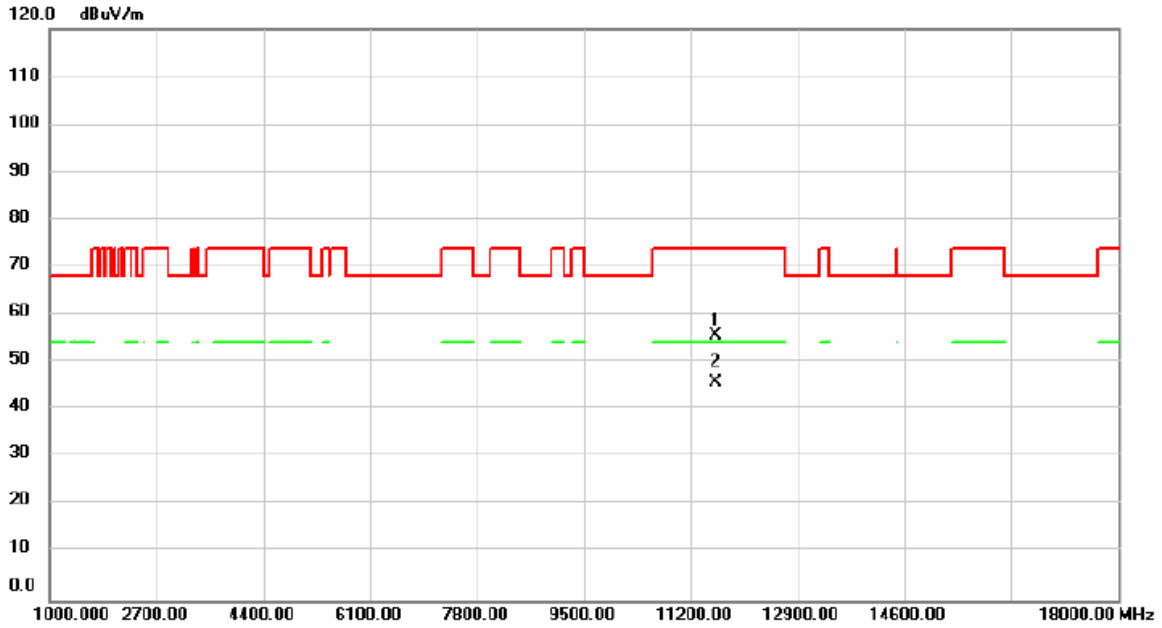


No.	Mk.	Freq. MHz	Reading Level dBuV	Correct Factor dB	Measure- ment dBuV/m	Limit dBuV/m	Over dB	Detector	Comment
1		11510.00	48.46	7.57	56.03	74.00	-17.97	peak	
2	*	11510.00	38.09	7.57	45.66	54.00	-8.34	AVG	

REMARKS:

- (1) Measurement Value = Reading Level + Correct Factor.
- (2) Margin Level = Measurement Value - Limit Value.

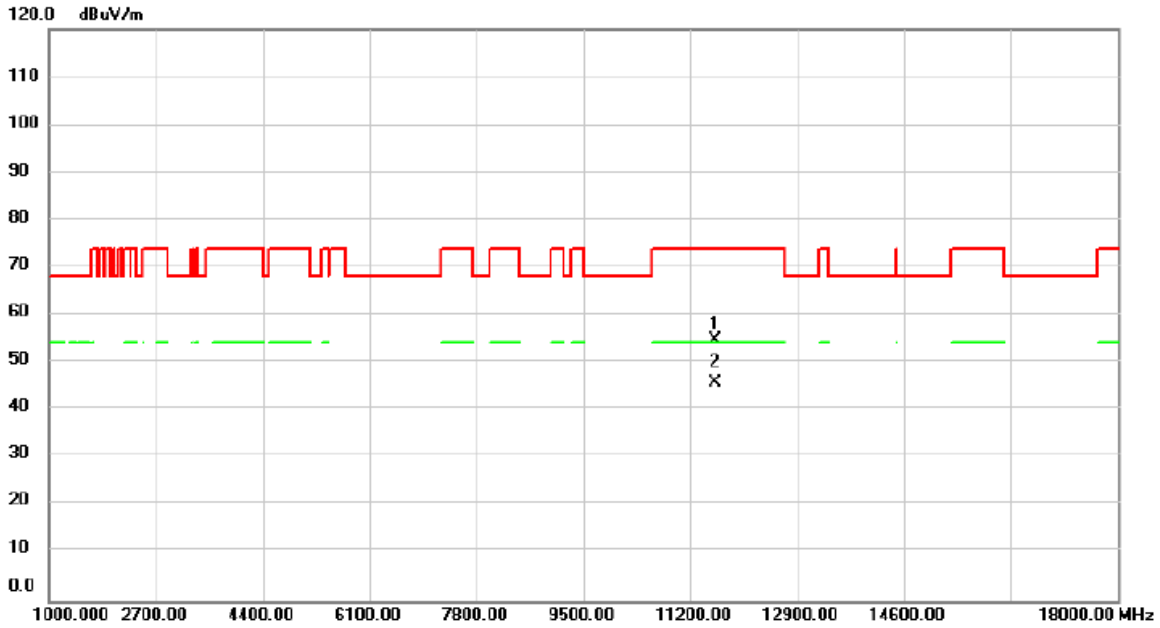
Test Mode	IEEE 802.11ax (HE40)	Test Date	2024/8/28
Test Frequency	5795MHz	Polarization	Vertical



REMARKS:

- (1) Measurement Value = Reading Level + Correct Factor.
- (2) Margin Level = Measurement Value - Limit Value.

Test Mode	IEEE 802.11ax (HE40)	Test Date	2024/8/28
Test Frequency	5795MHz	Polarization	Horizontal

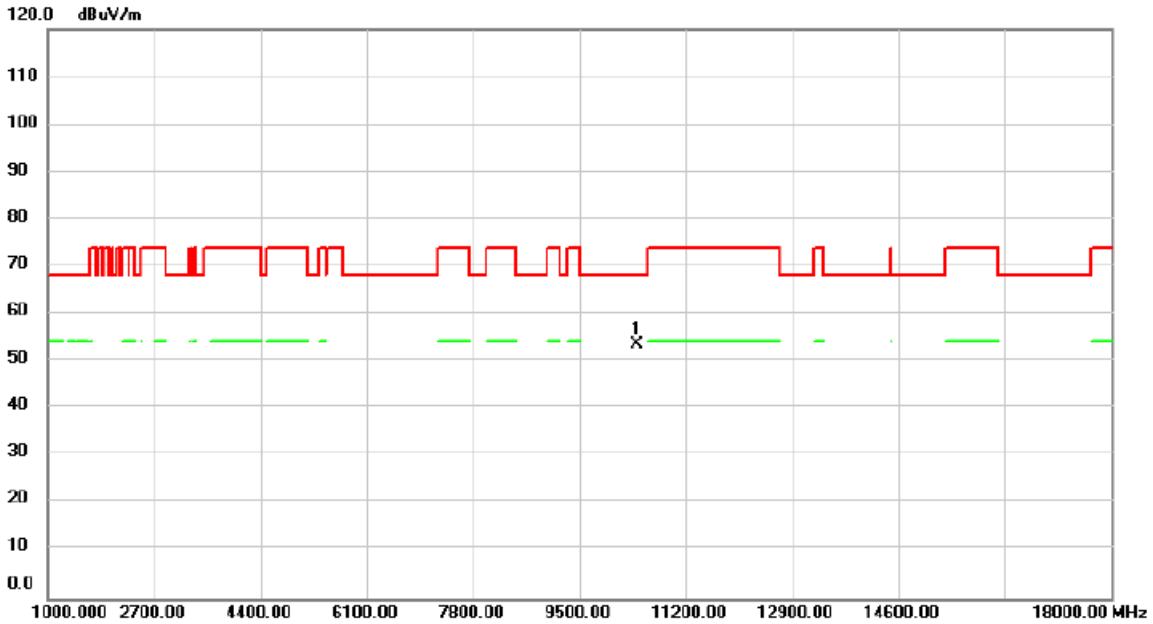


No.	Mk.	Freq. MHz	Reading Level dBuV	Correct Factor dB	Measure- ment dBuV/m	Limit dBuV/m	Over dB	Detector	Comment
1		11590.00	47.22	7.61	54.83	74.00	-19.17	peak	
2	*	11590.00	38.17	7.61	45.78	54.00	-8.22	AVG	

REMARKS:

- (1) Measurement Value = Reading Level + Correct Factor.
- (2) Margin Level = Measurement Value - Limit Value.

Test Mode	IEEE 802.11ax (HE80)	Test Date	2024/8/28
Test Frequency	5210MHz	Polarization	Vertical

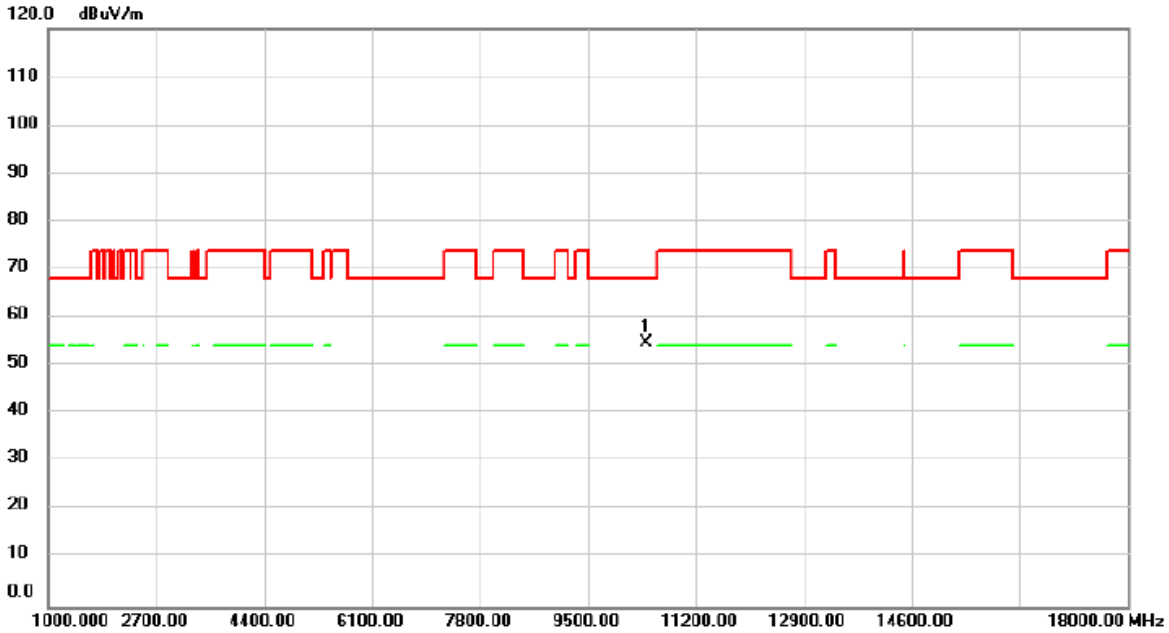


No.	Mk.	Freq.	Reading Level	Correct Factor	Measurement	Limit	Over	Detector	Comment
		MHz	dBuV	dB	dBuV/m	dBuV/m	dB		
1	*	10420.00	46.67	6.78	53.45	68.20	-14.75	peak	

REMARKS:

- (1) Measurement Value = Reading Level + Correct Factor.
- (2) Margin Level = Measurement Value - Limit Value.

Test Mode	IEEE 802.11ax (HE80)	Test Date	2024/8/28
Test Frequency	5210MHz	Polarization	Horizontal

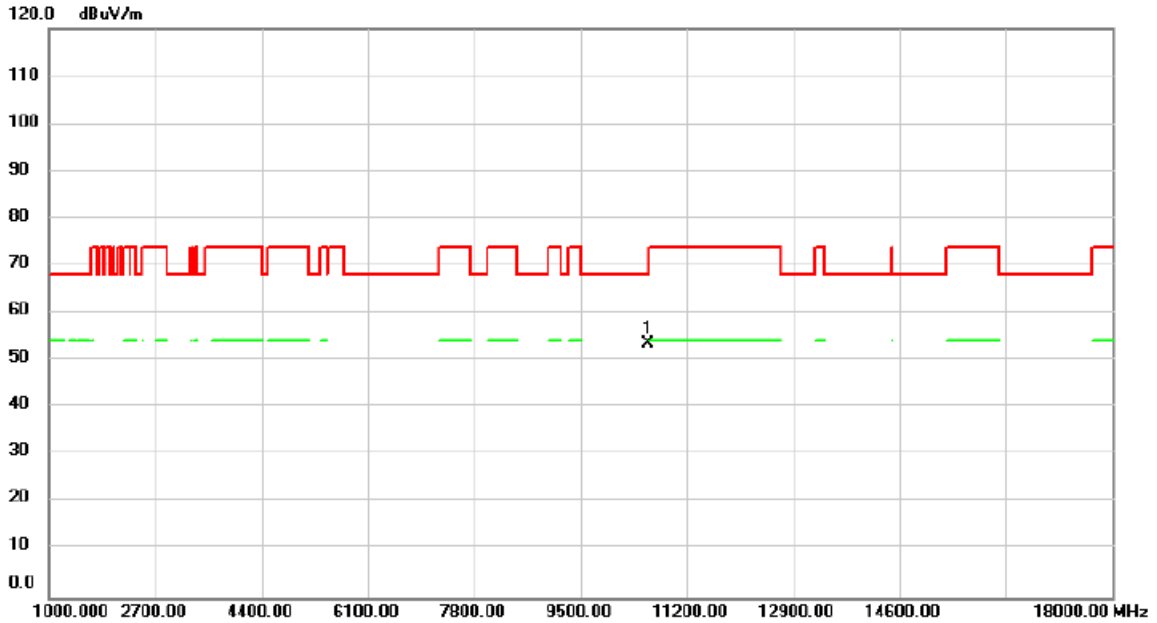


No.	Mk.	Freq.	Reading Level	Correct Factor	Measurement	Limit	Over	Detector	Comment
		MHz	dBuV	dB	dBuV/m	dBuV/m	dB		
1	*	10420.00	48.03	6.78	54.81	68.20	-13.39	peak	

REMARKS:

- (1) Measurement Value = Reading Level + Correct Factor.
- (2) Margin Level = Measurement Value - Limit Value.

Test Mode	IEEE 802.11ax (HE80)	Test Date	2024/8/28
Test Frequency	5290MHz	Polarization	Vertical

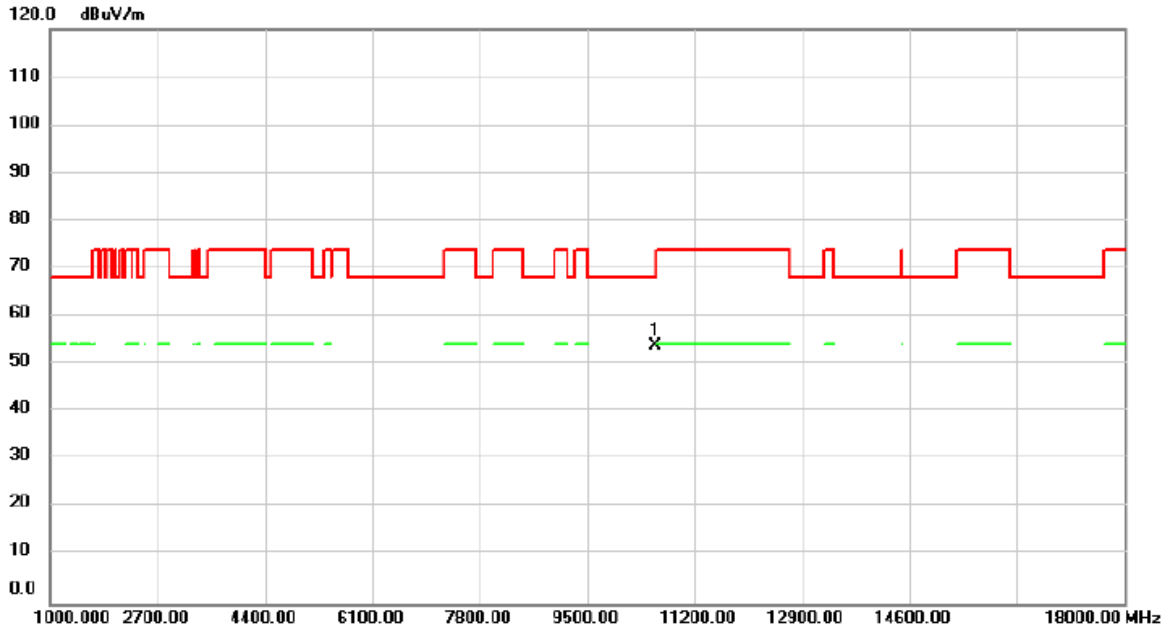


No.	Mk.	Freq.	Reading Level	Correct Factor	Measurement	Limit	Over	Detector	Comment
		MHz	dBuV	dB	dBuV/m	dBuV/m	dB		
1	*	10580.00	46.63	6.85	53.48	68.20	-14.72	peak	

REMARKS:

- (1) Measurement Value = Reading Level + Correct Factor.
- (2) Margin Level = Measurement Value - Limit Value.

Test Mode	IEEE 802.11ax (HE80)	Test Date	2024/8/28
Test Frequency	5290MHz	Polarization	Horizontal

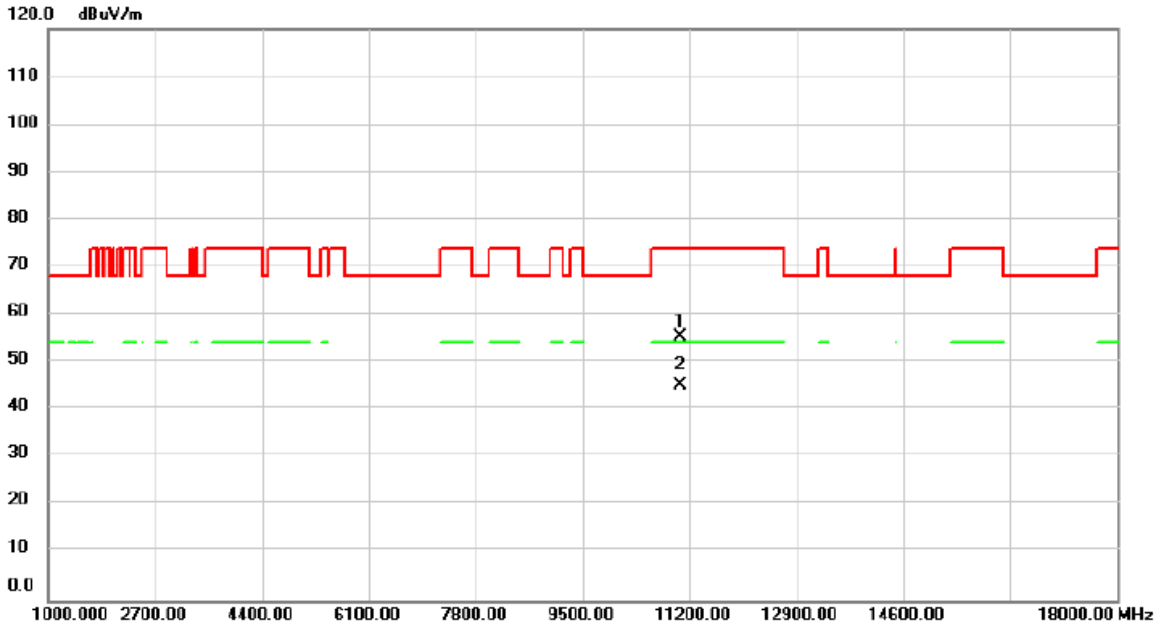


No.	Mk.	Freq.	Reading Level	Correct Factor	Measurement	Limit	Over	Detector	Comment
		MHz	dBuV	dB	dBuV/m	dBuV/m	dB		
1	*	10580.00	47.09	6.85	53.94	68.20	-14.26	peak	

REMARKS:

- (1) Measurement Value = Reading Level + Correct Factor.
- (2) Margin Level = Measurement Value - Limit Value.

Test Mode	IEEE 802.11ax (HE80)	Test Date	2024/8/28
Test Frequency	5530MHz	Polarization	Vertical

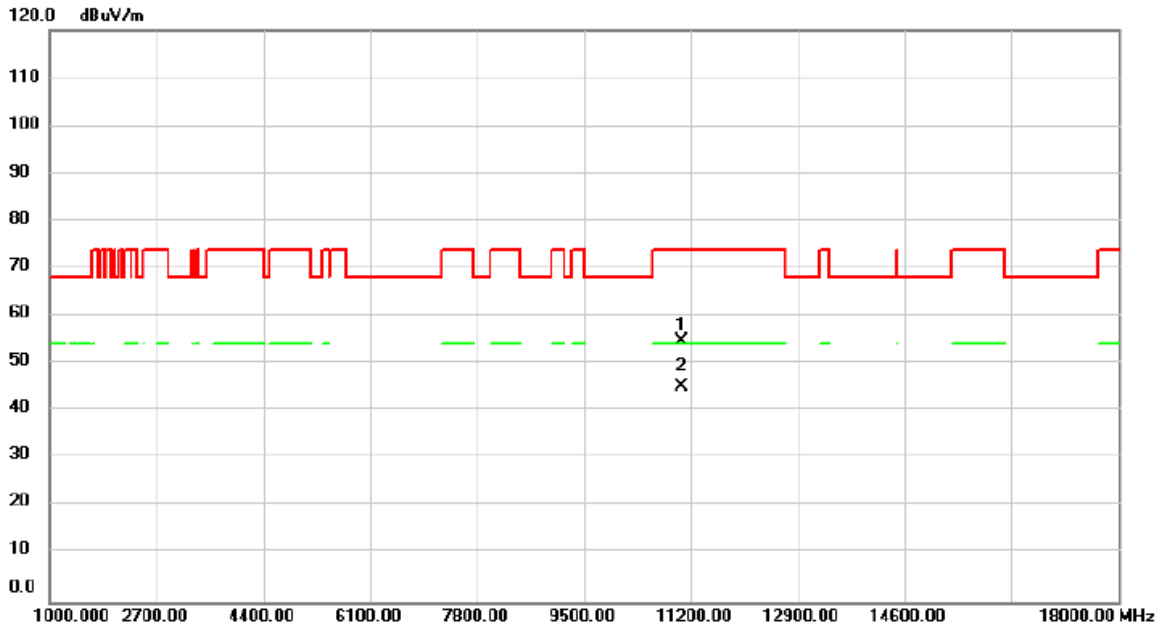


No.	Mk.	Freq. MHz	Reading Level dBuV	Correct Factor dB	Measure- ment dBuV/m	Limit dBuV/m	Over dB	Detector	Comment
1		11060.00	48.27	7.15	55.42	74.00	-18.58	peak	
2	*	11060.00	37.95	7.15	45.10	54.00	-8.90	AVG	

REMARKS:

- (1) Measurement Value = Reading Level + Correct Factor.
- (2) Margin Level = Measurement Value - Limit Value.

Test Mode	IEEE 802.11ax (HE80)	Test Date	2024/8/28
Test Frequency	5530MHz	Polarization	Horizontal

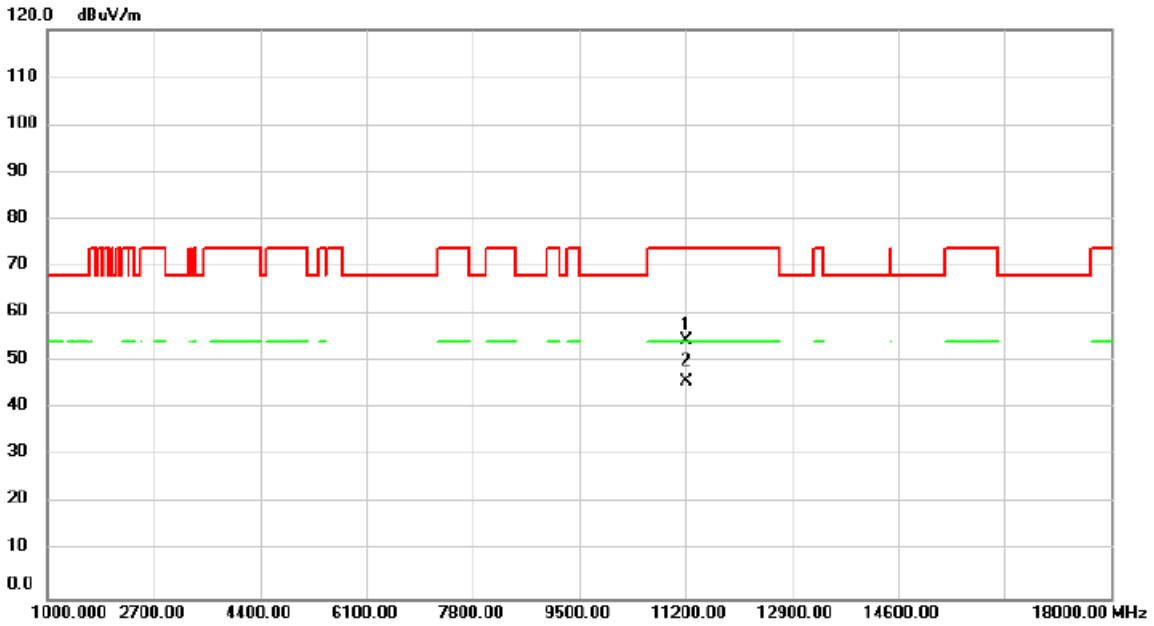


No.	Mk.	Freq. MHz	Reading Level dBuV	Correct Factor dB	Measure- ment dBuV/m	Limit dBuV/m	Over dB	Detector	Comment
1		11060.00	47.66	7.15	54.81	74.00	-19.19	peak	
2	*	11060.00	38.02	7.15	45.17	54.00	-8.83	AVG	

REMARKS:

- (1) Measurement Value = Reading Level + Correct Factor.
- (2) Margin Level = Measurement Value - Limit Value.

Test Mode	IEEE 802.11ax (HE80)	Test Date	2024/8/28
Test Frequency	5610MHz	Polarization	Vertical

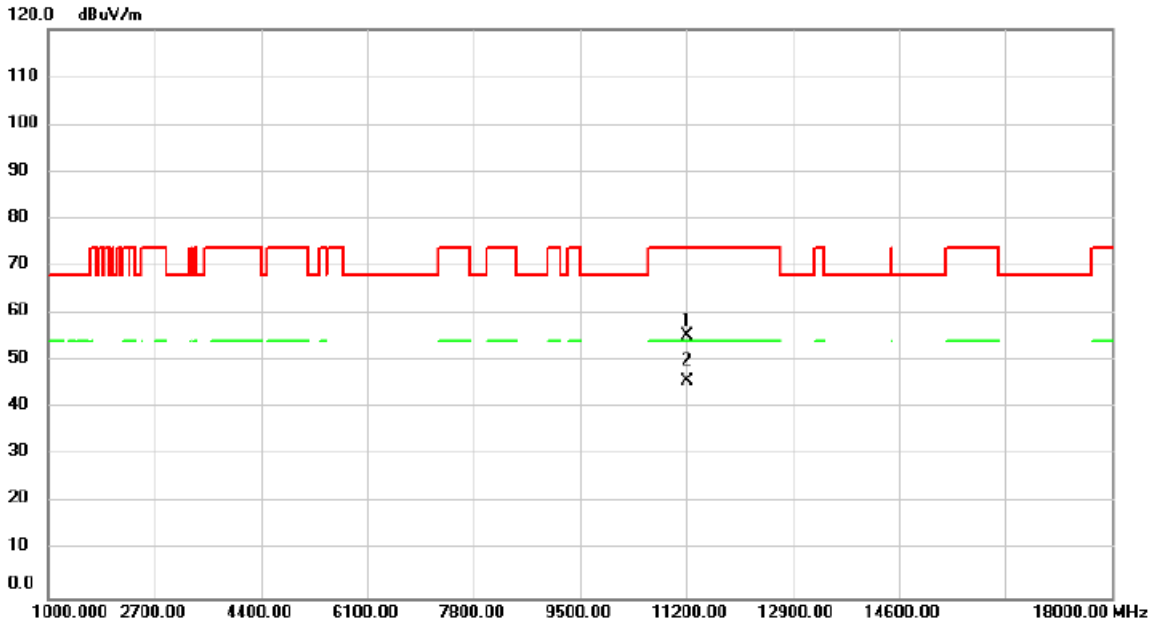


No.	Mk.	Freq. MHz	Reading Level dBuV	Correct Factor dB	Measure- ment dBuV/m	Limit dBuV/m	Over dB	Detector	Comment
1		11220.00	47.08	7.30	54.38	74.00	-19.62	peak	
2	*	11220.00	38.46	7.30	45.76	54.00	-8.24	AVG	

REMARKS:

- (1) Measurement Value = Reading Level + Correct Factor.
- (2) Margin Level = Measurement Value - Limit Value.

Test Mode	IEEE 802.11ax (HE80)	Test Date	2024/8/28
Test Frequency	5610MHz	Polarization	Horizontal

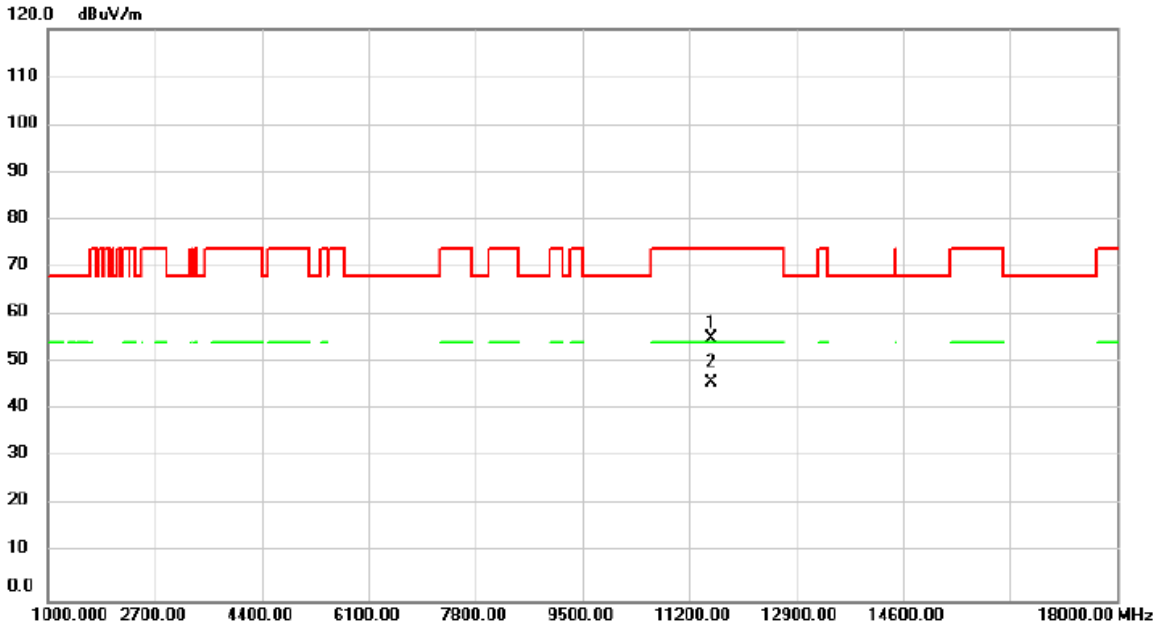


No.	Mk.	Freq. MHz	Reading Level dBuV	Correct Factor dB	Measure- ment dBuV/m	Limit dBuV/m	Over dB	Detector	Comment
1		11220.00	47.99	7.30	55.29	74.00	-18.71	peak	
2	*	11220.00	38.56	7.30	45.86	54.00	-8.14	AVG	

REMARKS:

- (1) Measurement Value = Reading Level + Correct Factor.
- (2) Margin Level = Measurement Value - Limit Value.

Test Mode	IEEE 802.11ax (HE80)	Test Date	2024/8/28
Test Frequency	5775MHz	Polarization	Vertical

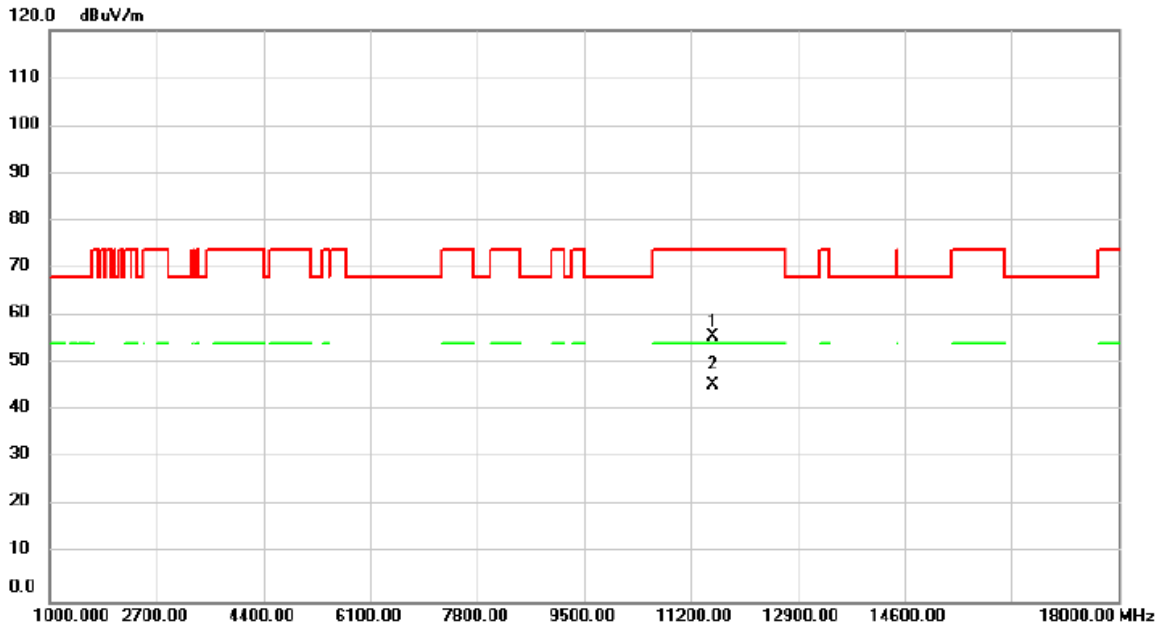


No.	Mk.	Freq.	Reading Level	Correct Factor	Measurement	Limit	Over	Detector	Comment
		MHz	dBuV	dB	dBuV/m	dBuV/m	dB		
1		11550.00	47.49	7.58	55.07	74.00	-18.93	peak	
2	*	11550.00	38.03	7.58	45.61	54.00	-8.39	AVG	

REMARKS:

- (1) Measurement Value = Reading Level + Correct Factor.
- (2) Margin Level = Measurement Value - Limit Value.

Test Mode	IEEE 802.11ax (HE80)	Test Date	2024/8/28
Test Frequency	5775MHz	Polarization	Horizontal

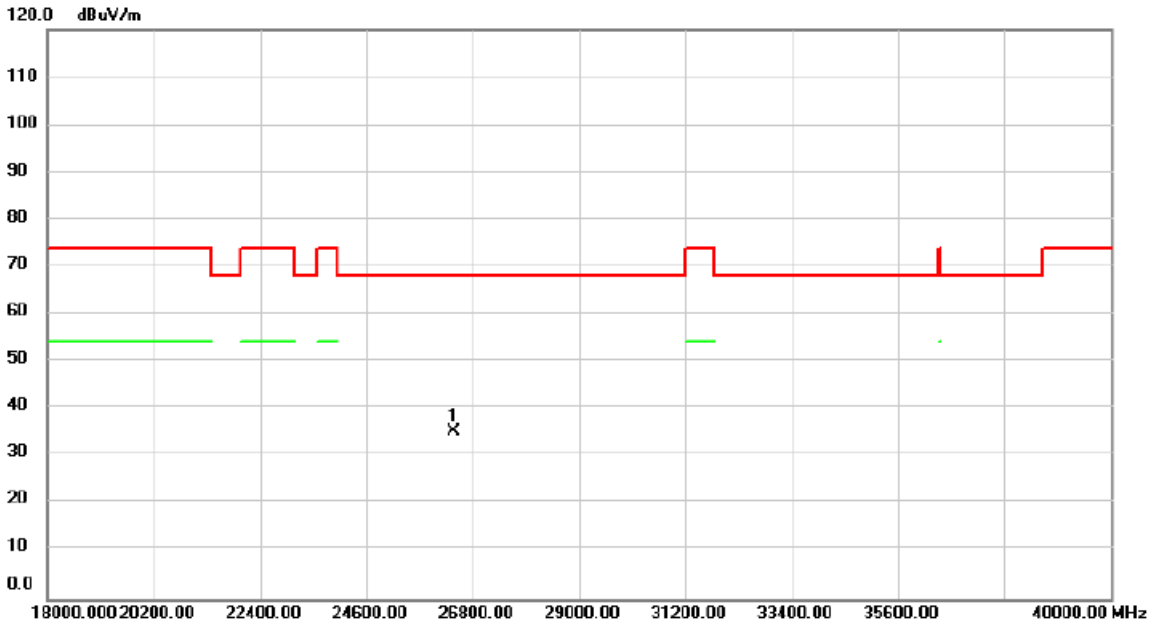


No.	Mk.	Freq. MHz	Reading Level dBuV	Correct Factor dB	Measure- ment dBuV/m	Limit dBuV/m	Over dB	Detector	Comment
1		11550.00	48.08	7.58	55.66	74.00	-18.34	peak	
2	*	11550.00	37.95	7.58	45.53	54.00	-8.47	AVG	

REMARKS:

- (1) Measurement Value = Reading Level + Correct Factor.
- (2) Margin Level = Measurement Value - Limit Value.

Test Mode	IEEE 802.11ac (VHT80)	Test Date	2024/8/28
Test Frequency	5610MHz	Polarization	Vertical

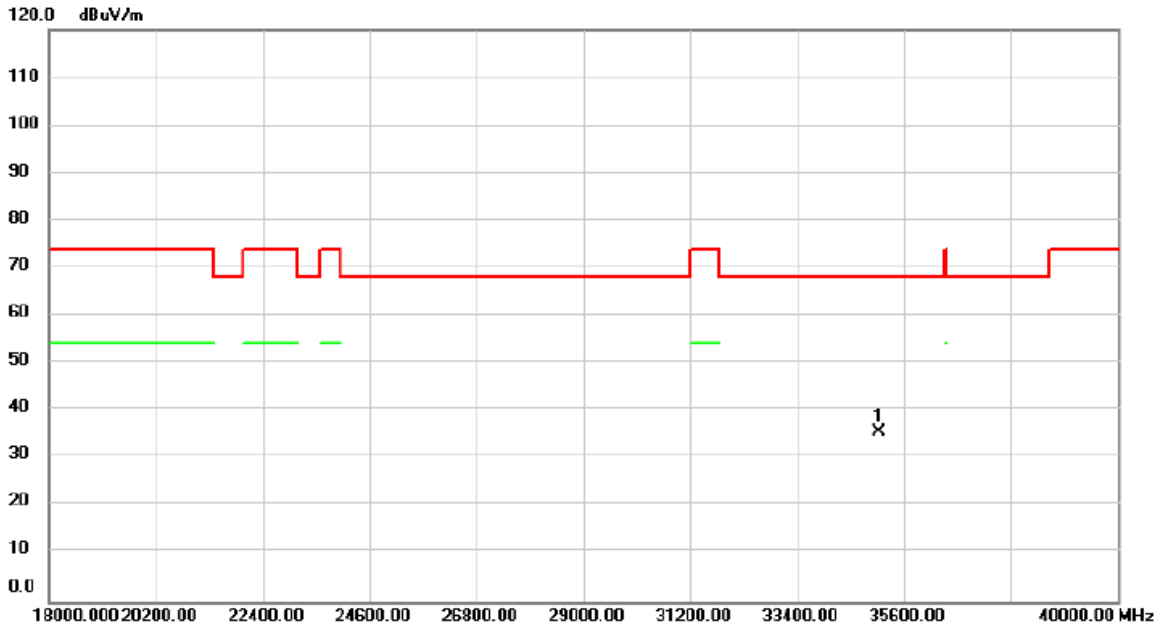


No.	Mk.	Freq.	Reading Level	Correct Factor	Measurement	Limit	Over	Detector	Comment
		MHz	dBuV	dB	dBuV/m	dBuV/m	dB		
1	*	26404.00	37.53	-2.20	35.33	68.20	-32.87	peak	

REMARKS:

- (1) Measurement Value = Reading Level + Correct Factor.
- (2) Margin Level = Measurement Value - Limit Value.

Test Mode	IEEE 802.11ac (VHT80)	Test Date	2024/8/28
Test Frequency	5610MHz	Polarization	Horizontal



No.	Mk.	Freq.	Reading Level	Correct Factor	Measurement	Limit	Over	Detector	Comment
		MHz	dBuV	dB	dBuV/m	dBuV/m	dB		
1	*	35094.00	37.81	-2.38	35.43	68.20	-32.77	peak	

REMARKS:

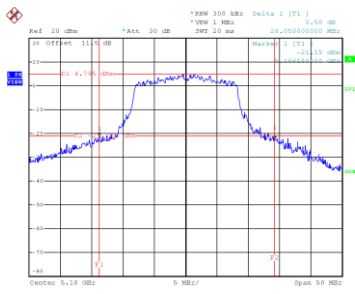
- (1) Measurement Value = Reading Level + Correct Factor.
- (2) Margin Level = Measurement Value - Limit Value.

APPENDIX D BANDWIDTH

Test Mode	UNII-1_TX IEEE 802.11a_Main Ant.
-----------	----------------------------------

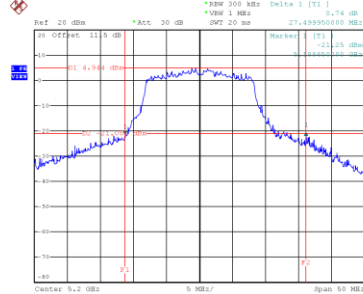
Channel	Frequency (MHz)	26 dB Bandwidth (MHz)	99 % Occupied Bandwidth (MHz)
36	5180	28.050	17.400
40	5200	27.500	17.300
48	5240	26.399	17.400

CH36



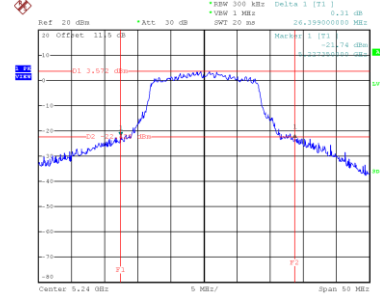
Date: 15.AUG.2024 11:24:12

CH40
26 dB Bandwidth



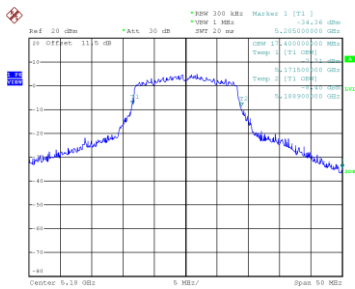
Date: 15.AUG.2024 11:25:120

CH48

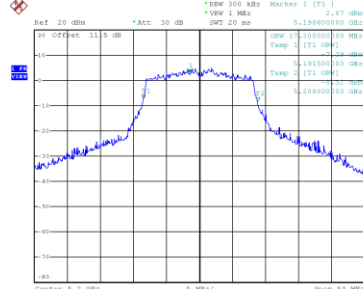


Date: 15.AUG.2024 11:26:131

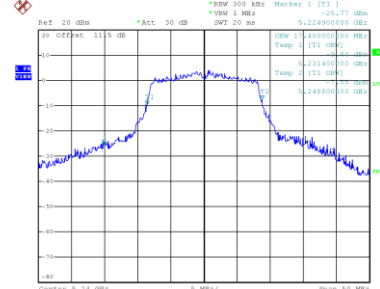
99 % Occupied Bandwidth



Date: 15.AUG.2024 11:23:50



Date: 15.AUG.2024 11:24:55

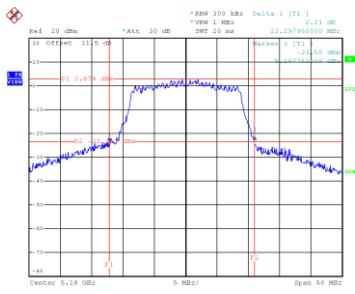


Date: 15.AUG.2024 11:26:100

Test Mode	UNII-1_TX IEEE 802.11n (HT20)_Main Ant.
-----------	---

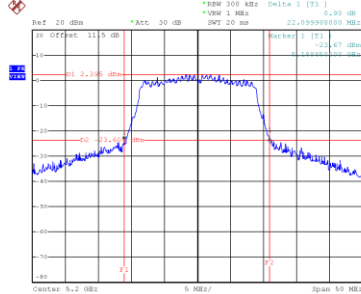
Channel	Frequency (MHz)	26 dB Bandwidth (MHz)	99 % Occupied Bandwidth (MHz)
36	5180	23.298	18.100
40	5200	22.100	18.000
48	5240	22.199	18.000

CH36



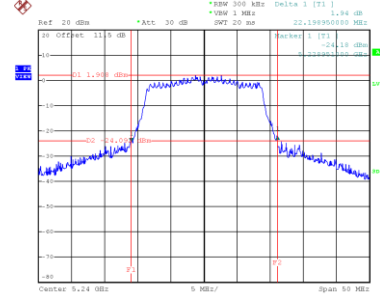
Date: 15.AUG.2024 11:53:22

CH40 26 dB Bandwidth



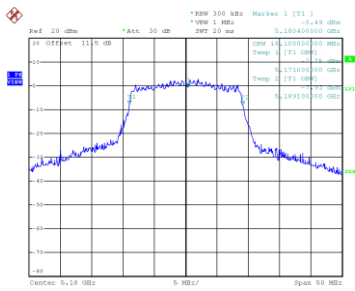
Date: 15.AUG.2024 11:54:53

CH48

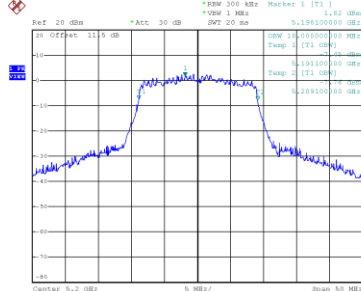


Date: 15.AUG.2024 11:56:07

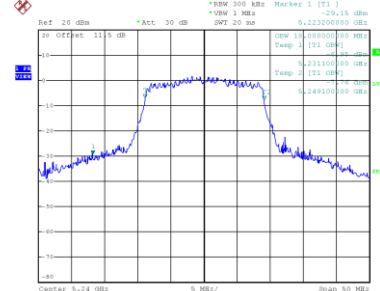
99 % Occupied Bandwidth



Date: 15.AUG.2024 11:55:03



Date: 15.AUG.2024 11:54:27

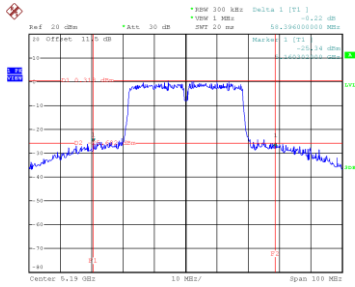


Date: 15.AUG.2024 11:55:37

Test Mode	UNII-1_TX IEEE 802.11n (HT40)_Main Ant.
-----------	---

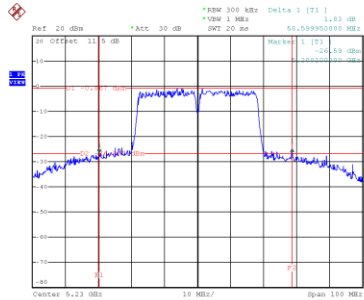
Channel	Frequency (MHz)	26 dB Bandwidth (MHz)	99 % Occupied Bandwidth (MHz)
38	5190	58.396	37.400
46	5230	58.600	37.400

CH38



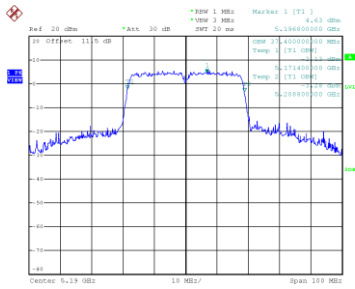
Date: 15_AUG_2024 12:12:09

CH46 26 dB Bandwidth

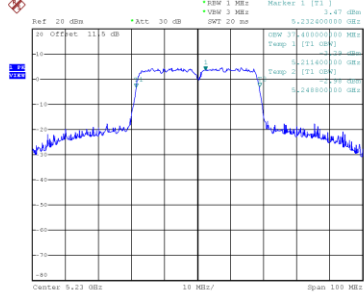


Date: 15_AUG_2024 12:11:17

99 % Occupied Bandwidth



Date: 15_AUG_2024 12:12:12

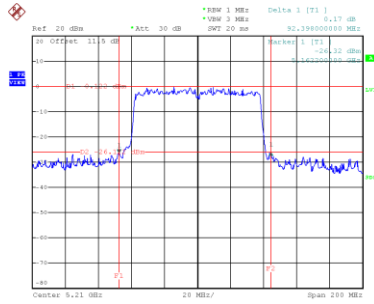


Date: 15_AUG_2024 12:19:53

Test Mode	UNII-1_TX IEEE 802.11ac (VHT80)_Main Ant.
-----------	---

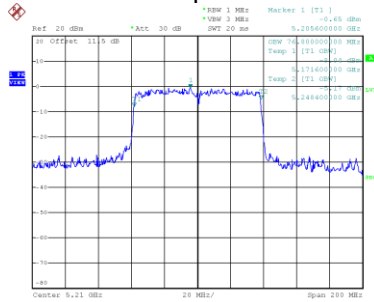
Channel	Frequency (MHz)	26 dB Bandwidth (MHz)	99 % Occupied Bandwidth (MHz)
42	5210	92.398	76.800

CH42 26 dB Bandwidth



Date: 15_AUG_2024 15:44:17

99 % Occupied Bandwidth

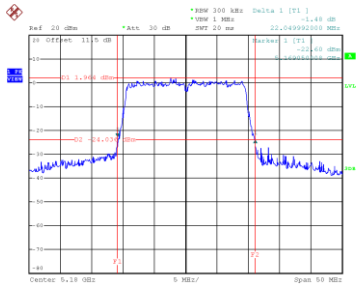


Date: 15_AUG_2024 15:42:17

Test Mode	UNII-1_TX IEEE 802.11ax (HE20)_Main Ant.
-----------	--

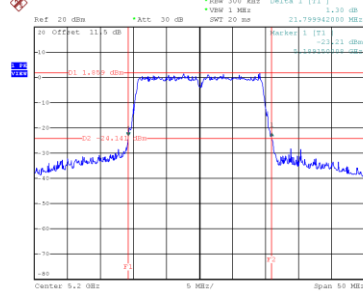
Channel	Frequency (MHz)	26 dB Bandwidth (MHz)	99 % Occupied Bandwidth (MHz)
36	5180	22.050	19.200
40	5200	21.800	19.200
48	5240	22.200	19.200

CH36



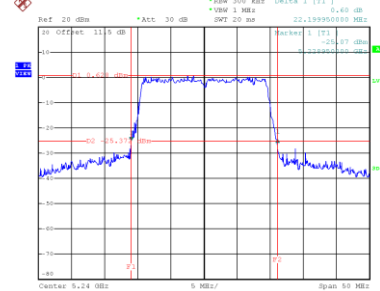
Date: 15.AUG.2024 16:23:47

CH40 26 dB Bandwidth



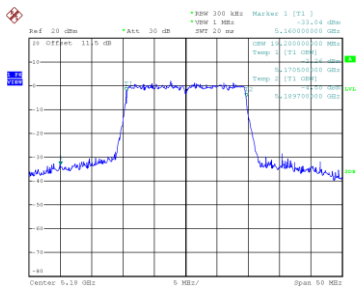
Date: 15.AUG.2024 16:25:56

CH48

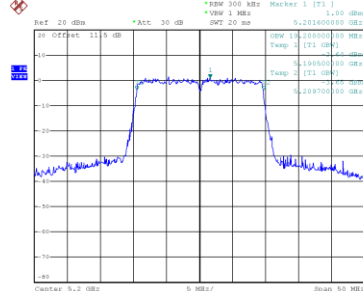


Date: 15.AUG.2024 16:27:11

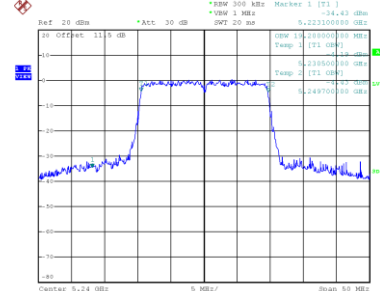
99 % Occupied Bandwidth



Date: 15.AUG.2024 16:23:21



Date: 15.AUG.2024 16:25:30

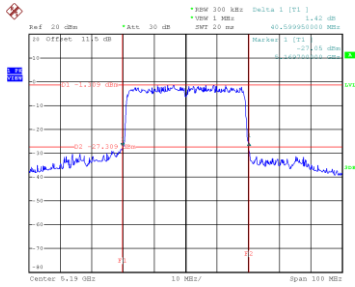


Date: 15.AUG.2024 16:26:46

Test Mode	UNII-1_TX IEEE 802.11ax (HE40)_Main Ant.
-----------	--

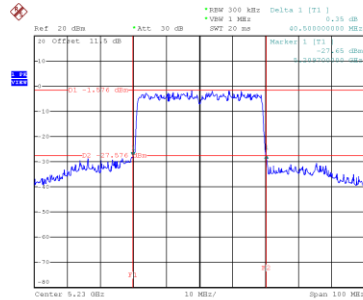
Channel	Frequency (MHz)	26 dB Bandwidth (MHz)	99 % Occupied Bandwidth (MHz)
38	5190	40.600	38.000
46	5230	40.500	38.200

CH38



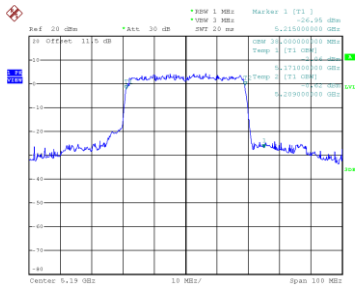
Date: 15_AUG_2024 16:46:10

CH46
26 dB Bandwidth

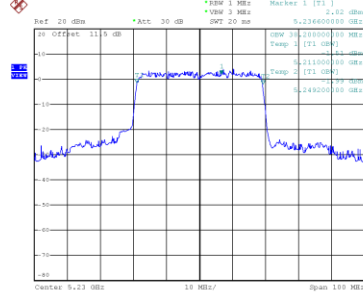


Date: 15_AUG_2024 16:48:01

99 % Occupied Bandwidth



Date: 15_AUG_2024 16:45:35

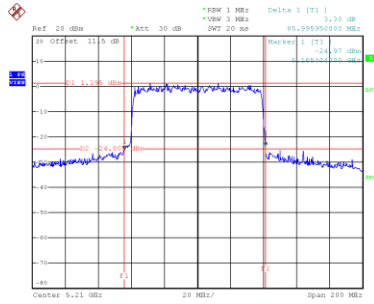


Date: 15_AUG_2024 16:47:24

Test Mode	UNII-1_TX IEEE 802.11ax (HE80)_Main Ant.
-----------	--

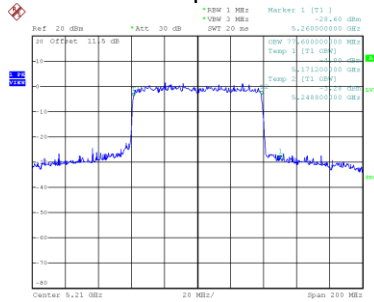
Channel	Frequency (MHz)	26 dB Bandwidth (MHz)	99 % Occupied Bandwidth (MHz)
42	5210	85.996	77.600

CH42 26 dB Bandwidth



Date: 15_AUG_2024 17:16:27

99 % Occupied Bandwidth

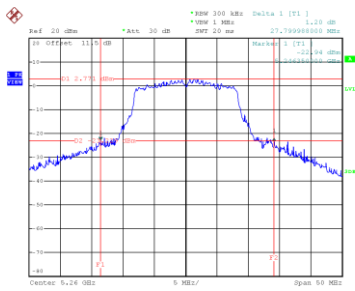


Date: 15_AUG_2024 17:15:17

Test Mode	UNII-2A_TX IEEE 802.11a_Main Ant.
-----------	-----------------------------------

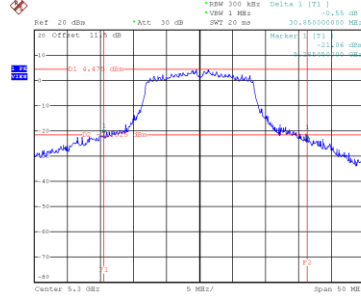
Channel	Frequency (MHz)	26 dB Bandwidth (MHz)	99 % Occupied Bandwidth (MHz)
52	5260	27.800	17.300
60	5300	30.850	18.000
64	5320	29.690	17.600

CH52



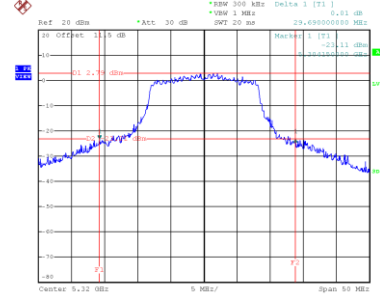
Date: 15.AUG.2024 11:27:16

CH60 26 dB Bandwidth



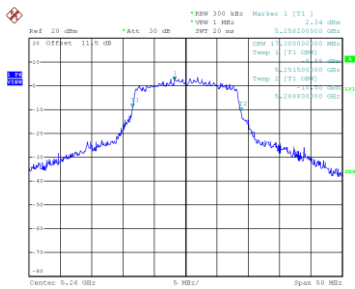
Date: 15.AUG.2024 11:29:11

CH64

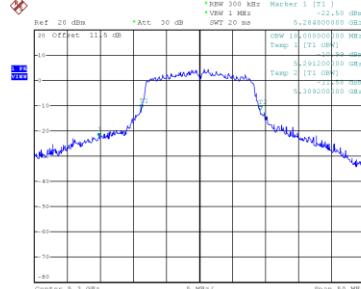


Date: 15.AUG.2024 11:30:17

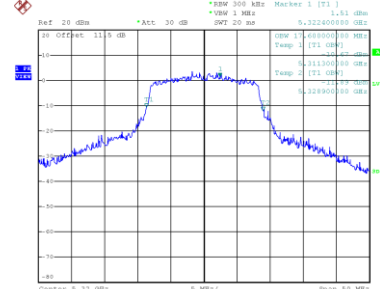
99 % Occupied Bandwidth



Date: 15.AUG.2024 11:27:14



Date: 15.AUG.2024 11:29:11

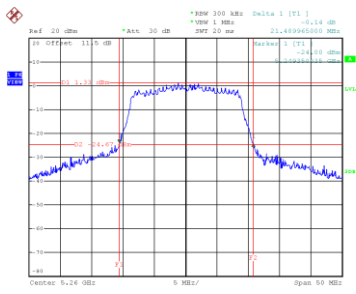


Date: 15.AUG.2024 11:30:21

Test Mode	UNII-2A_TX IEEE 802.11n (HT20)_Main Ant.
-----------	--

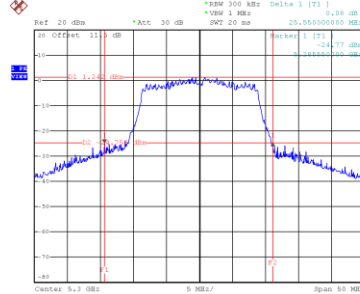
Channel	Frequency (MHz)	26 dB Bandwidth (MHz)	99 % Occupied Bandwidth (MHz)
52	5260	21.490	18.000
60	5300	25.550	18.100
64	5320	22.490	18.100

CH52



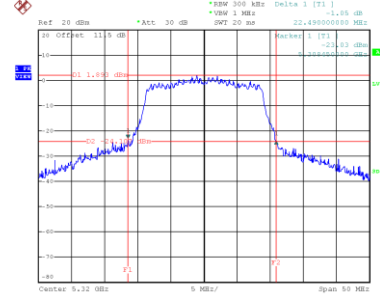
Date: 15.AUG.2024 11:57:05

CH60
26 dB Bandwidth



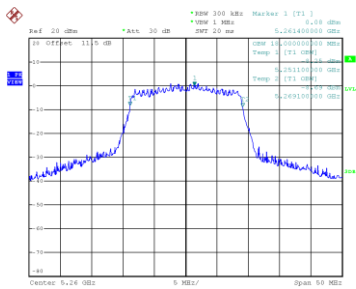
Date: 15.AUG.2024 11:58:06

CH64

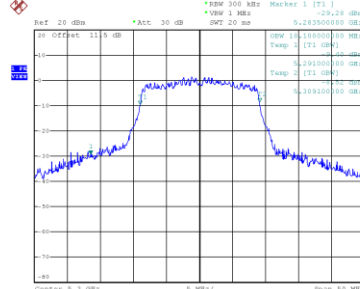


Date: 15.AUG.2024 11:59:07

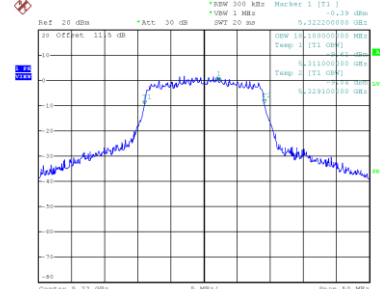
99 % Occupied Bandwidth



Date: 15.AUG.2024 11:56:39



Date: 15.AUG.2024 11:57:42

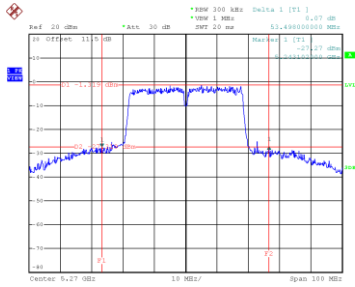


Date: 15.AUG.2024 11:58:40

Test Mode	UNII-2A_TX IEEE 802.11n (HT40)_Main Ant.
-----------	--

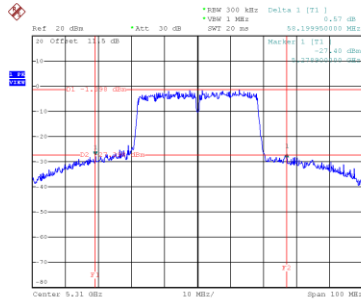
Channel	Frequency (MHz)	26 dB Bandwidth (MHz)	99 % Occupied Bandwidth (MHz)
54	5270	53.498	37.400
62	5310	58.200	37.400

CH54



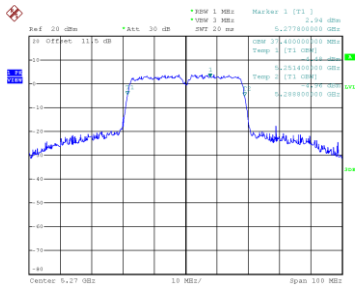
Date: 15_AUG_2024 12:17:21

CH62 26 dB Bandwidth

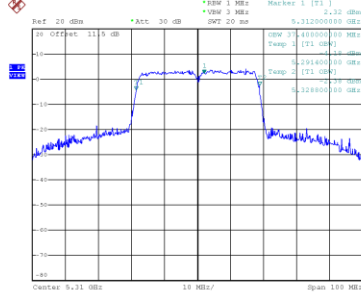


Date: 15_AUG_2024 12:19:43

99 % Occupied Bandwidth



Date: 15_AUG_2024 12:16:40

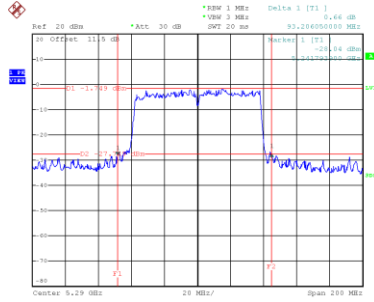


Date: 15_AUG_2024 12:19:00

Test Mode	UNII-2A_TX IEEE 802.11ac (VHT80)_Main Ant.
-----------	--

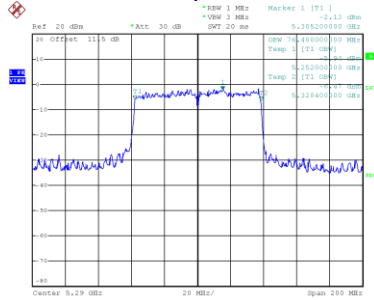
Channel	Frequency (MHz)	26 dB Bandwidth (MHz)	99 % Occupied Bandwidth (MHz)
58	5290	93.206	76.400

CH58 26 dB Bandwidth



Date: 15_AUG_2024 15:46:40

99 % Occupied Bandwidth

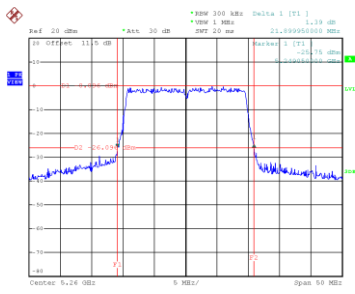


Date: 15_AUG_2024 15:45:43

Test Mode	UNII-2A_TX IEEE 802.11ax (HE20)_Main Ant.
-----------	---

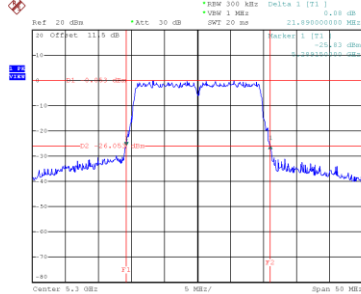
Channel	Frequency (MHz)	26 dB Bandwidth (MHz)	99 % Occupied Bandwidth (MHz)
52	5260	21.900	19.200
60	5300	21.890	19.200
64	5320	21.900	19.200

CH52



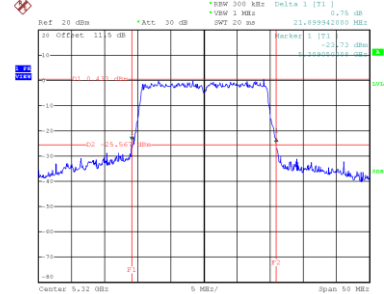
Date: 15.AUG.2024 16:28:17

CH60
26 dB Bandwidth



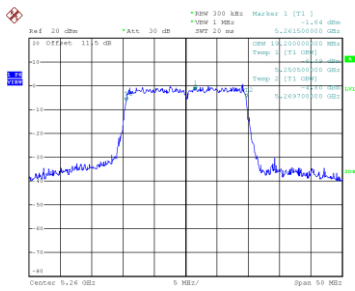
Date: 15.AUG.2024 16:29:23

CH64

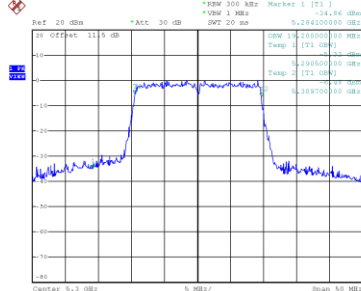


Date: 15.AUG.2024 16:31:21

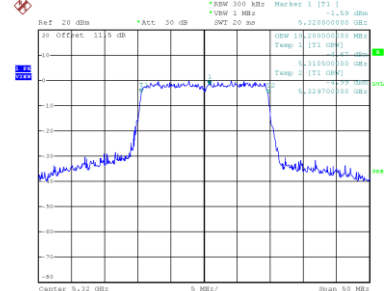
99 % Occupied Bandwidth



Date: 15.AUG.2024 16:27:52



Date: 15.AUG.2024 16:28:57

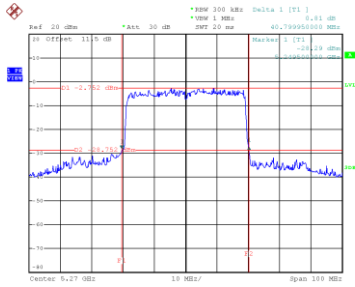


Date: 15.AUG.2024 16:30:54

Test Mode	UNII-2A_TX IEEE 802.11ax (HE40)_Main Ant.
-----------	---

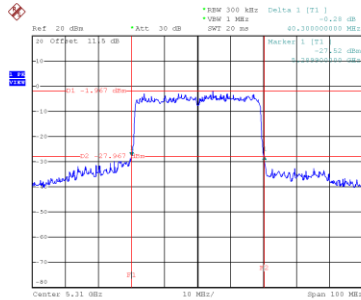
Channel	Frequency (MHz)	26 dB Bandwidth (MHz)	99 % Occupied Bandwidth (MHz)
54	5270	40.800	38.200
62	5310	40.300	38.200

CH54



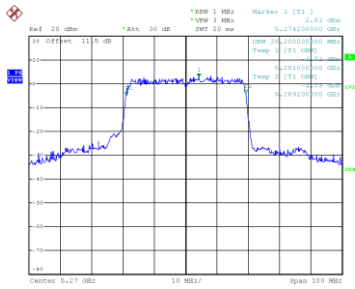
Date: 15_AUG_2024 16:49:21

CH62 26 dB Bandwidth

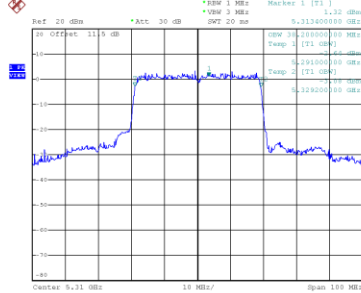


Date: 15_AUG_2024 16:50:59

99 % Occupied Bandwidth



Date: 15_AUG_2024 16:48:45

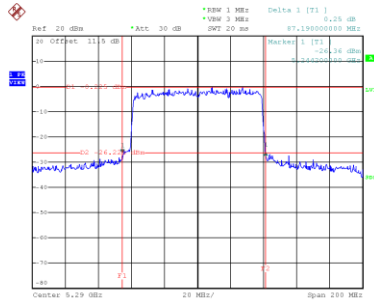


Date: 15_AUG_2024 16:50:22

Test Mode	UNII-2A_TX IEEE 802.11ax (HE80)_Main Ant.
-----------	---

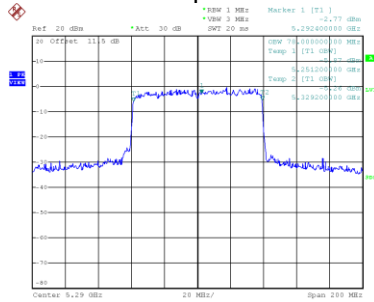
Channel	Frequency (MHz)	26 dB Bandwidth (MHz)	99 % Occupied Bandwidth (MHz)
58	5290	87.190	78.000

CH58 26 dB Bandwidth



Date: 15_AUG_2024 17:18:13

99 % Occupied Bandwidth

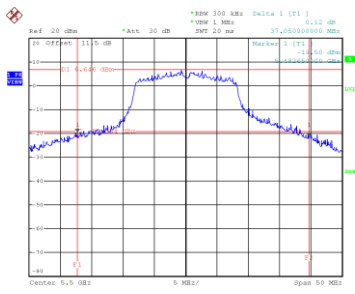


Date: 15_AUG_2024 17:17:28

Test Mode UNII-2C_TX IEEE 802.11a_Main Ant.

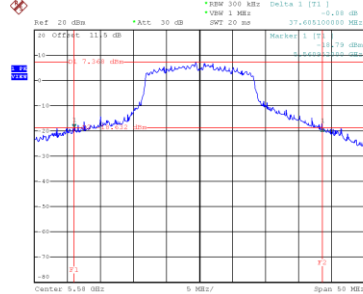
Channel	Frequency (MHz)	26 dB Bandwidth (MHz)	99 % Occupied Bandwidth (MHz)
100	5500	37.050	20.300
116	5580	37.605	22.000
140	5700	36.998	20.700

CH100



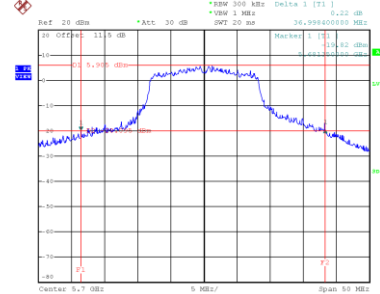
Date: 15.AUG.2024 11:32:40

CH116
26 dB Bandwidth



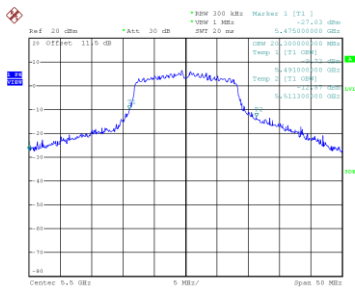
Date: 15.AUG.2024 11:34:50

CH140

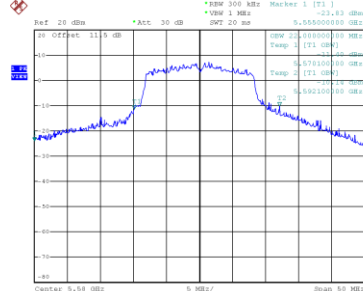


Date: 15.AUG.2024 11:36:00

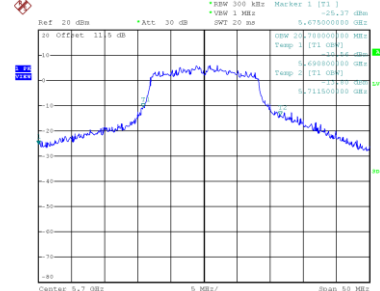
99 % Occupied Bandwidth



Date: 15.AUG.2024 11:32:23



Date: 15.AUG.2024 11:34:24

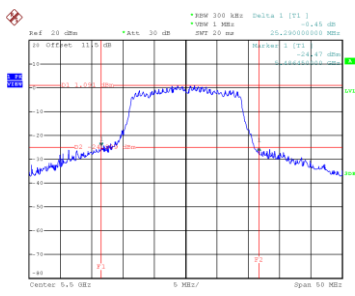


Date: 15.AUG.2024 11:35:42

Test Mode	UNII-2C_TX IEEE 802.11n (HT20)_Main Ant.
-----------	--

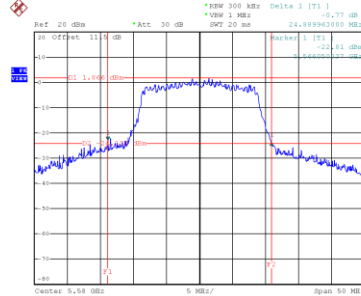
Channel	Frequency (MHz)	26 dB Bandwidth (MHz)	99 % Occupied Bandwidth (MHz)
100	5500	25.290	18.300
116	5580	24.890	18.100
140	5700	21.999	18.100

CH100



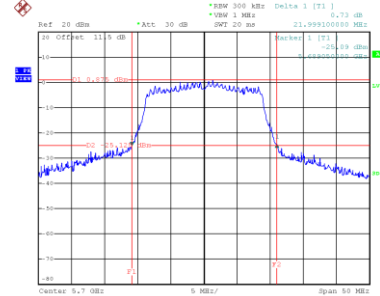
Date: 15.AUG.2024 12:00:08

CH116 26 dB Bandwidth



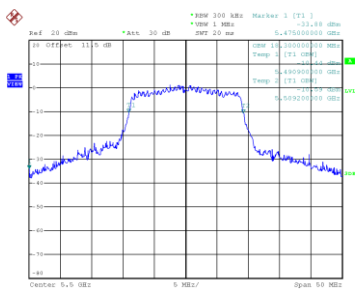
Date: 15.AUG.2024 12:01:23

CH140

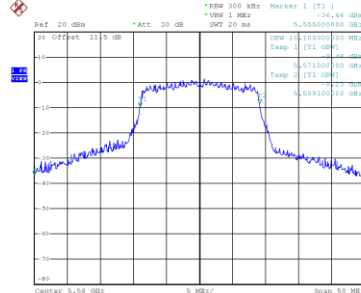


Date: 15.AUG.2024 12:02:27

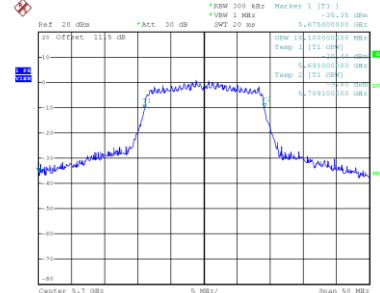
99 % Occupied Bandwidth



Date: 15.AUG.2024 11:59:40



Date: 15.AUG.2024 12:00:54

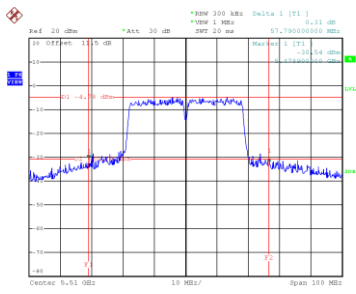


Date: 15.AUG.2024 12:01:59

Test Mode	UNII-2C_TX IEEE 802.11n (HT40)_Main Ant.
-----------	--

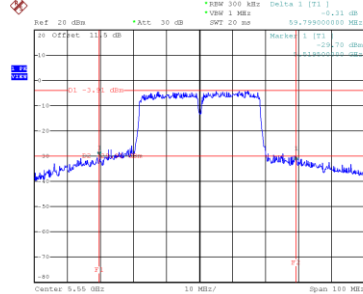
Channel	Frequency (MHz)	26 dB Bandwidth (MHz)	99 % Occupied Bandwidth (MHz)
102	5510	57.790	37.800
110	5550	59.799	37.600
134	5670	59.500	39.000

CH102



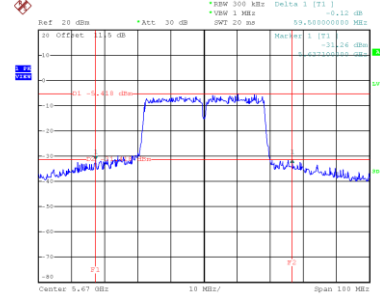
Date: 15.AUG.2024 12:45:00

CH110 26 dB Bandwidth



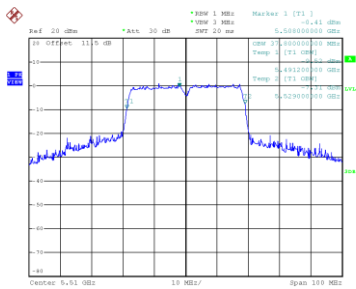
Date: 15.AUG.2024 12:48:49

CH134

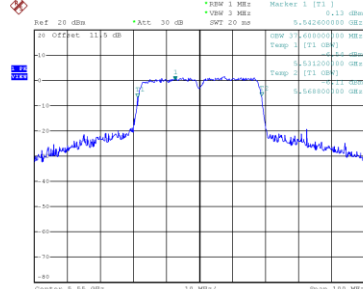


Date: 15.AUG.2024 12:54:04

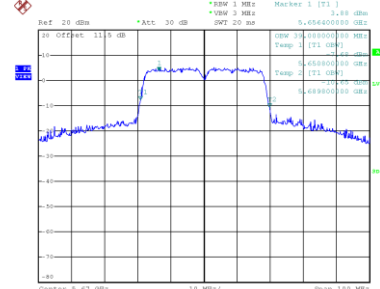
99 % Occupied Bandwidth



Date: 15.AUG.2024 12:43:48



Date: 15.AUG.2024 12:48:20

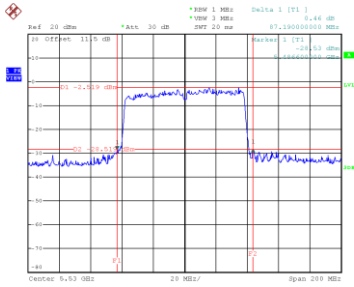


Date: 15.AUG.2024 12:56:07

Test Mode	UNII-2C_TX IEEE 802.11ac (VHT80)_Main Ant.
-----------	--

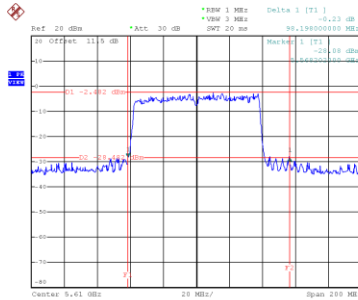
Channel	Frequency (MHz)	26 dB Bandwidth (MHz)	99 % Occupied Bandwidth (MHz)
106	5530	87.190	76.000
122	5610	98.198	76.400

CH106



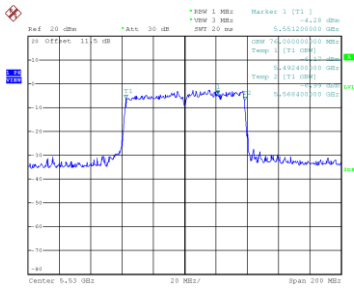
Date: 15_AUG_2024 16:10:05

CH122 26 dB Bandwidth

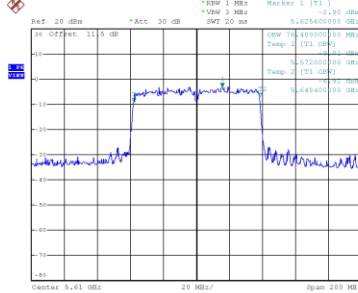


Date: 15_AUG_2024 16:11:48

99 % Occupied Bandwidth



Date: 15_AUG_2024 16:10:41

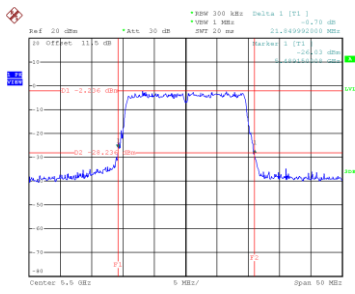


Date: 15_AUG_2024 16:10:44

Test Mode	UNII-2C_TX IEEE 802.11ax (HE20)_Main Ant.
-----------	---

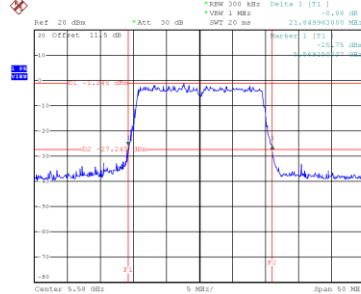
Channel	Frequency (MHz)	26 dB Bandwidth (MHz)	99 % Occupied Bandwidth (MHz)
100	5500	21.850	19.200
116	5580	21.850	19.200
140	5700	24.150	19.300

CH100



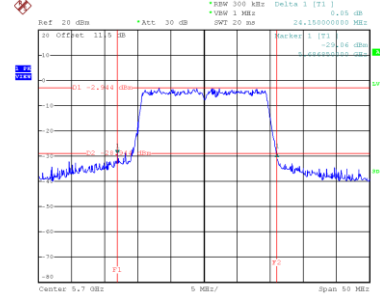
Date: 15.AUG.2024 16:32:18

CH116 26 dB Bandwidth



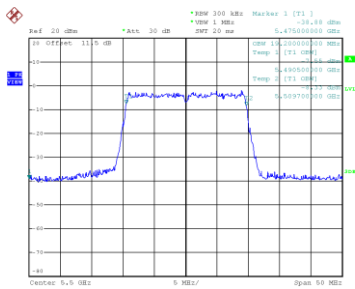
Date: 15.AUG.2024 16:34:33

CH140

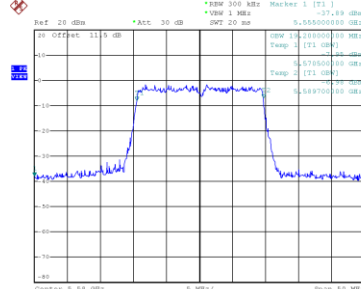


Date: 15.AUG.2024 16:36:18

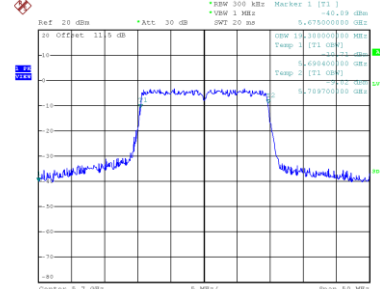
99 % Occupied Bandwidth



Date: 15.AUG.2024 16:31:52



Date: 15.AUG.2024 16:34:07

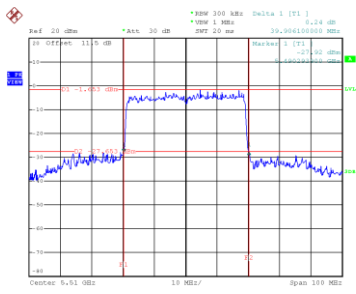


Date: 15.AUG.2024 16:35:13

Test Mode	UNII-2C_TX IEEE 802.11ax (HE40)_Main Ant.
-----------	---

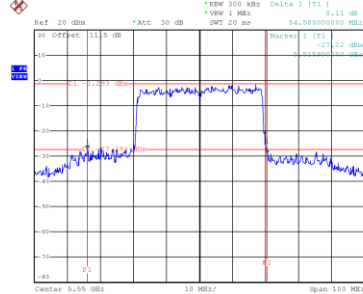
Channel	Frequency (MHz)	26 dB Bandwidth (MHz)	99 % Occupied Bandwidth (MHz)
102	5510	39.906	38.200
110	5550	54.500	38.400
134	5670	56.600	38.200

CH102



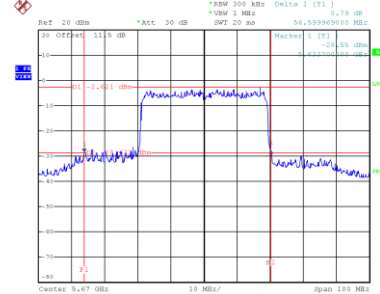
Date: 15.AUG.2024 17:05:04

CH110 26 dB Bandwidth



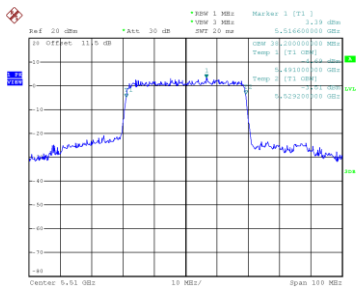
Date: 15.AUG.2024 16:54:38

CH134

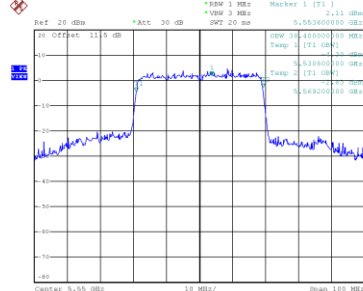


Date: 15.AUG.2024 16:56:05

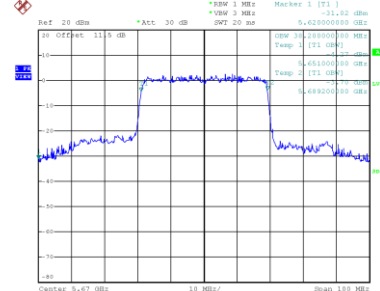
99 % Occupied Bandwidth



Date: 15.AUG.2024 17:03:29



Date: 15.AUG.2024 16:53:59

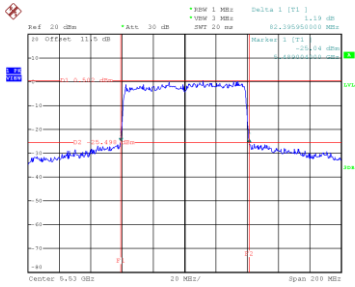


Date: 15.AUG.2024 16:55:34

Test Mode	UNII-2C_TX IEEE 802.11ax (HE80)_Main Ant.
-----------	---

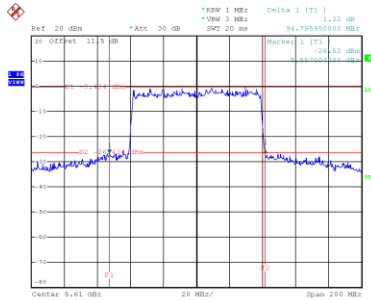
Channel	Frequency (MHz)	26 dB Bandwidth (MHz)	99 % Occupied Bandwidth (MHz)
106	5530	82.396	77.600
122	5610	94.796	78.000

CH106



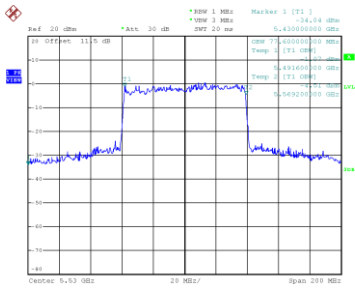
Date: 15_AUG_2024 17:19:57

CH122 26 dB Bandwidth

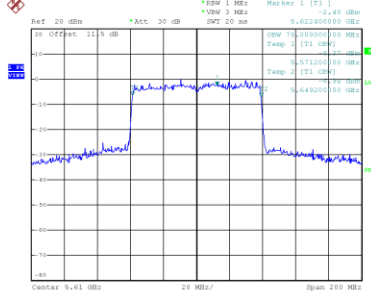


Date: 15_AUG_2024 17:21:57

99 % Occupied Bandwidth



Date: 15_AUG_2024 17:19:04

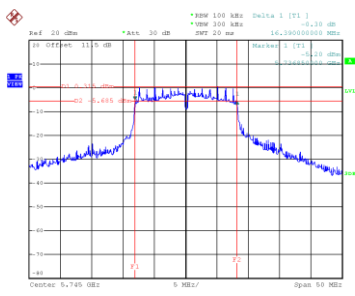


Date: 15_AUG_2024 17:20:44

Test Mode UNII-3_TX IEEE 802.11a_Main Ant.

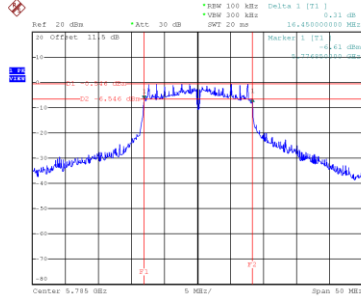
Channel	Frequency (MHz)	6 dB Bandwidth (MHz)	99 % Occupied Bandwidth (MHz)	6 dB Bandwidth Min. Limit (MHz)	Result
149	5745	16.390	18.800	0.5	Complies
157	5785	16.450	18.700	0.5	Complies
165	5825	16.500	18.800	0.5	Complies

CH149



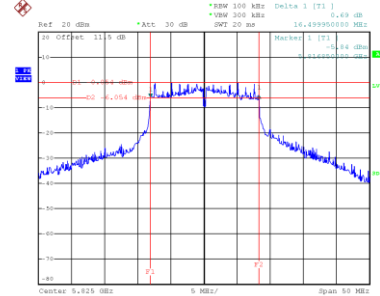
Date: 15_AUG_2024 11:39:05

CH157
6 dB Bandwidth



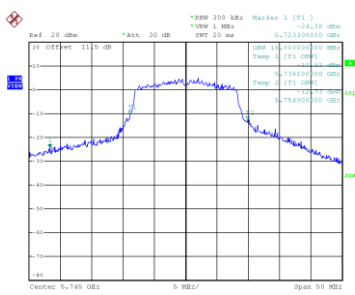
Date: 15_AUG_2024 11:40:29

CH165

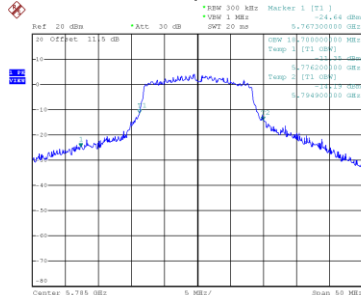


Date: 15_AUG_2024 11:41:46

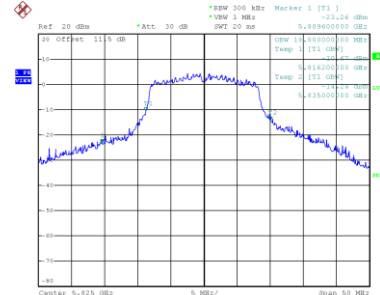
99 % Occupied Bandwidth



Date: 15_AUG_2024 11:39:38



Date: 15_AUG_2024 11:40:01

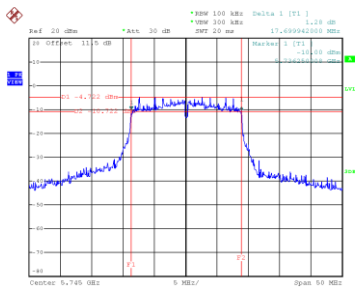


Date: 15_AUG_2024 11:41:18

Test Mode UNII-3_TX IEEE 802.11n(HT20)_Main Ant.

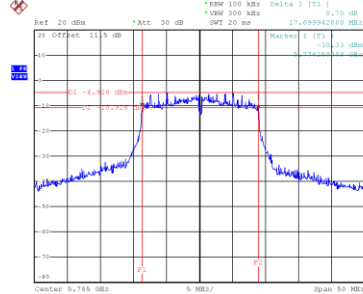
Channel	Frequency (MHz)	6 dB Bandwidth (MHz)	99 % Occupied Bandwidth (MHz)	6 dB Bandwidth Min. Limit (MHz)	Result
149	5745	17.700	18.100	0.5	Complies
157	5785	17.700	18.100	0.5	Complies
165	5825	17.650	18.000	0.5	Complies

CH149



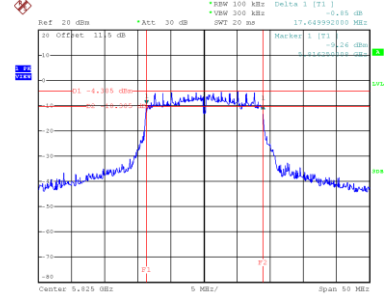
Date: 15.AUG.2024 12:03:47

CH157
6 dB Bandwidth



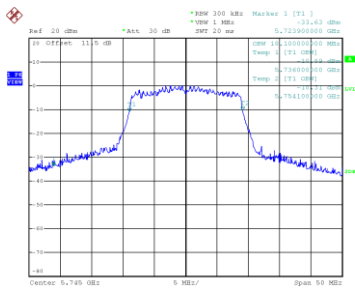
Date: 15.AUG.2024 12:04:46

CH165

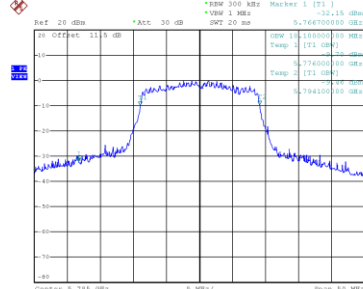


Date: 15.AUG.2024 12:05:47

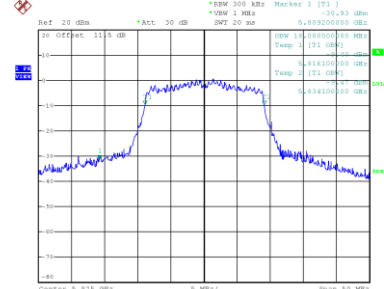
99 % Occupied Bandwidth



Date: 15.AUG.2024 12:03:19



Date: 15.AUG.2024 12:04:18



Date: 15.AUG.2024 12:05:20