


Product specification

Quick Reference Date

Antenna model number	BT-ANT-01	
Frequenc Range	2400 ~ 2500MHz	
Ant. Port Input Pwr. (dBm)	0 (Typ. BT class 2 output power)	
Tot. Rad. Pwr. (dBm)	-1.2 (Input pwr – loss pwr)	
Peak EIRP(dBm)	1.2	
Directivity (dBi)	1 (all direction antenna)	
Efficiency (dB)	6 0.2 %	
Gain (dBi)	0.18 dBi	
Maximum Power (dBm)	1.7 (XY-plane)	
Minimum Power (dBm)	-4(XY-plane)	
Avg. Power (dBm)	-0.5(XY-plane)	
Input Impedence(ohm)	50	
Polarization Type	V ertical & Horizontal	
V . S .W . R	< 1.4	
Antenna Type	PCB Antenna	
Maufacture	Shenzhen zhongtianxun Technology Co., Ltd	

All the technical data and information contained herein are subject to change without prior notice

Antenna Lavout & module on the svstem board



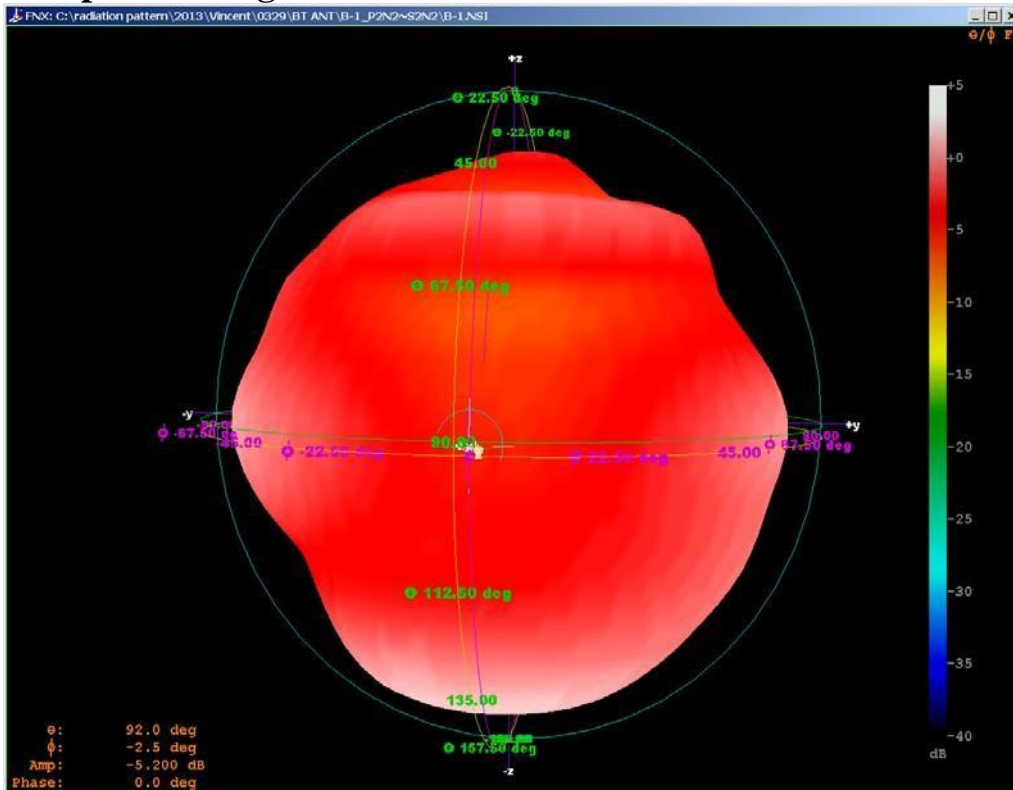
Return Loss



The Environment of Antenna Radiation Pattern

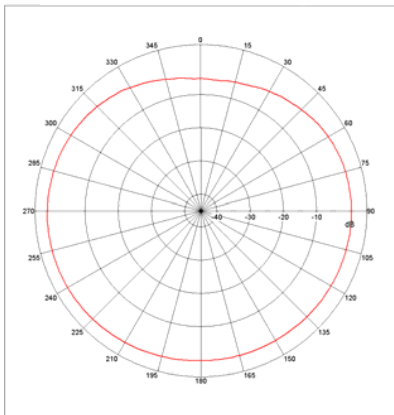


3D radiation pattern diagram



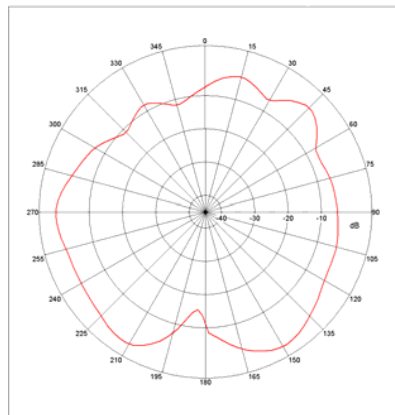
2400 MHz

Far-field Power Distribution(H+V) on X-Y Plane



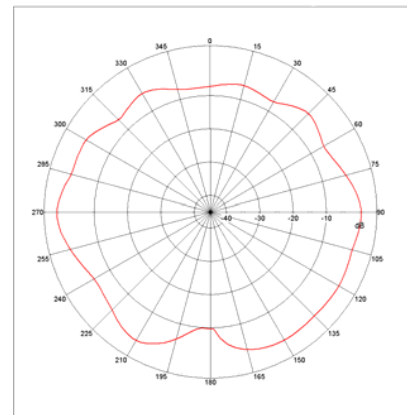
2450 MHz

Far-field Power Distribution(H+V) on X-Z Plane



2500 MHz

Far-field Power Distribution(H+V) on Y-Z Plane



Antenna Gain

Gain Table

Unit in dBi @2.44GHz	XY-plane		XZ-plane		YZ-plane		Efficiency
	Peak	Avg.	Peak	Avg.	Peak	Avg.	
Module Board	0	-0.5	0.18	-3.6	-0.11	-3.0	6 0.2 %