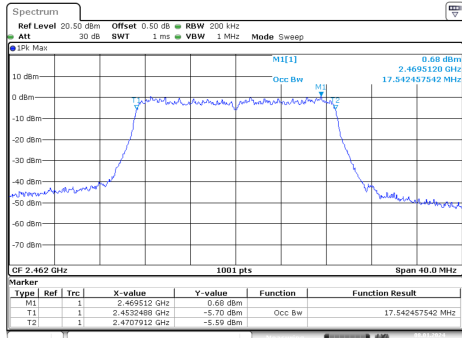
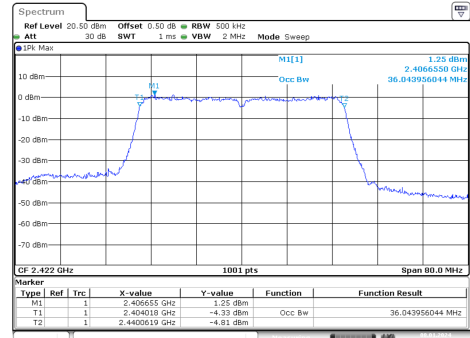


n20_2462MHz



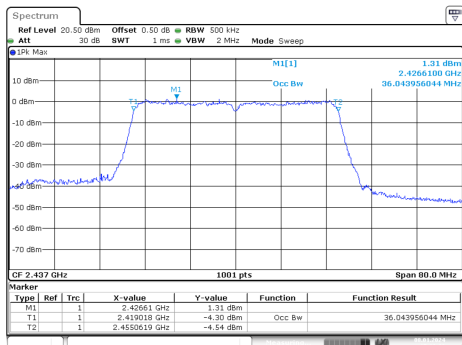
ProjectNo.:DG1231214-75506E-RF Testeri:Jojo Zhou
Date: 8./JAN.2024 16138108

n40_2422MHz



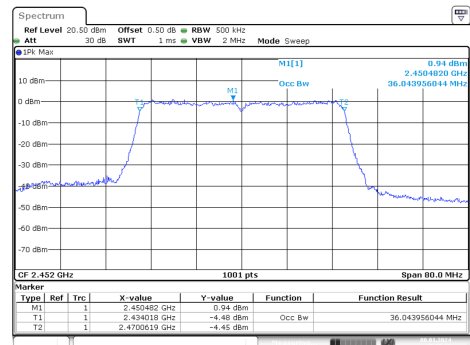
ProjectNo.:DG1231214-75506E-RF Testeri:Jojo Zhou
Date: 8./JAN.2024 17112101

n40_2437MHz



ProjectNo.:DG1231214-75506E-RF Testeri:Jojo Zhou
Date: 8./JAN.2024 17118133

n40_2452MHz



ProjectNo.:DG1231214-75506E-RF Testeri:Jojo Zhou
Date: 8./JAN.2024 17127116

5.5 Maximum Conducted Output Power

Serial No.:	2F7F-3	Test Date:	2024-01-08
Test Site:	RF	Test Mode:	Transmitting
Tester:	Jojo Zhou	Test Result:	Pass

Environmental Conditions:

Temperature: (°C)	25.4	Relative Humidity: (%)	41	ATM Pressure: (kPa)	101.4
-----------------------------	------	----------------------------------	----	-------------------------------	-------

Test Equipment List and Details:

Manufacturer	Description	Model	Serial Number	Calibration Date	Calibration Due Date
Anritsu	Microwave Peak Power Sensor	MA24418A	12618	2023-09-04	2024-09-03
yzzjcheng	Coaxial Cable	KTRFBU-141-50	41010012	2023-09-01	2024-08-31

* Statement of Traceability: Bay Area Compliance Laboratories Corp. (Dongguan) attests that all calibrations have been performed, traceable to National Primary Standards and International System of Units (SI).

Test Data:

Mode	Conducted Peak Output Power (dBm)	Conducted Average Output Power (dBm)	Limit (dBm)	Result
b_2412MHz_Chain 0	13.465	9.46	30.00	Pass
b_2437MHz_Chain 0	13.46	9.43	30.00	Pass
b_2462MHz_Chain 0	13.565	9.56	30.00	Pass
g_2412MHz_Chain 0	20.868	9.50	30.00	Pass
g_2437MHz_Chain 0	21.05	9.60	30.00	Pass
g_2462MHz_Chain 0	21.104	9.65	30.00	Pass
n20_2412MHz_Chain 0	20.815	9.64	30.00	Pass
n20_2437MHz_Chain 0	21.137	9.62	30.00	Pass
n20_2462MHz_Chain 0	20.862	9.66	30.00	Pass
n40_2422MHz_Chain 0	20.985	8.90	30.00	Pass
n40_2437MHz_Chain 0	20.99	8.90	30.00	Pass
n40_2452MHz_Chain 0	20.944	8.86	30.00	Pass

5.6 Maximum Power Spectral Density

Serial No.:	2F7F-3	Test Date:	2024-01-08
Test Site:	RF	Test Mode:	Transmitting
Tester:	Jojo Zhou	Test Result:	Pass

Environmental Conditions:

Temperature: (°C)	25.4	Relative Humidity: (%)	41	ATM Pressure: (kPa)	101.4
-----------------------------	------	----------------------------------	----	-------------------------------	-------

Test Equipment List and Details:

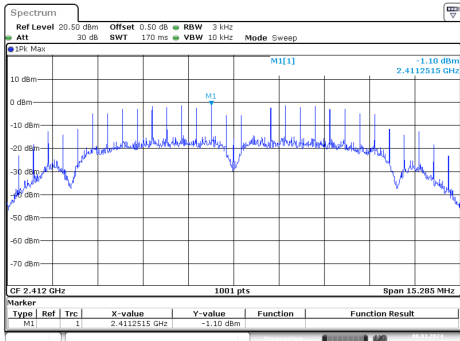
Manufacturer	Description	Model	Serial Number	Calibration Date	Calibration Due Date
R&S	Spectrum Analyzer	FSV40	101947	2023-10-18	2024-10-17
yzjingcheng	Coaxial Cable	KTRFBU-141-50	41010012	2023-09-01	2024-08-31

* Statement of Traceability: Bay Area Compliance Laboratories Corp. (Dongguan) attests that all calibrations have been performed, traceable to National Primary Standards and International System of Units (SI).

Test Data:

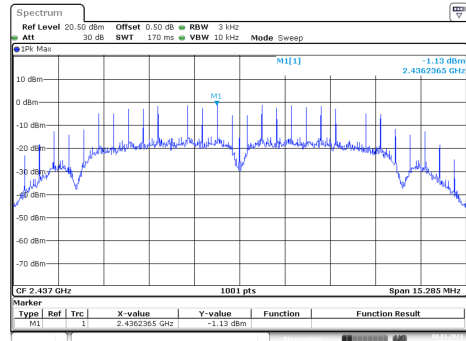
Mode	Value (dBm/3kHz)	Limit (dBm/3kHz)	Result
b_2412MHz_Chain 0	-1.10	8.00	Pass
b_2437MHz_Chain 0	-1.13	8.00	Pass
b_2462MHz_Chain 0	-1.23	8.00	Pass
g_2412MHz_Chain 0	-14.45	8.00	Pass
g_2437MHz_Chain 0	-14.65	8.00	Pass
g_2462MHz_Chain 0	-14.55	8.00	Pass
n20_2412MHz_Chain 0	-14.23	8.00	Pass
n20_2437MHz_Chain 0	-14.43	8.00	Pass
n20_2462MHz_Chain 0	-14.31	8.00	Pass
n40_2422MHz_Chain 0	-14.42	8.00	Pass
n40_2437MHz_Chain 0	-14.42	8.00	Pass
n40_2452MHz_Chain 0	-14.56	8.00	Pass

b_2412MHz



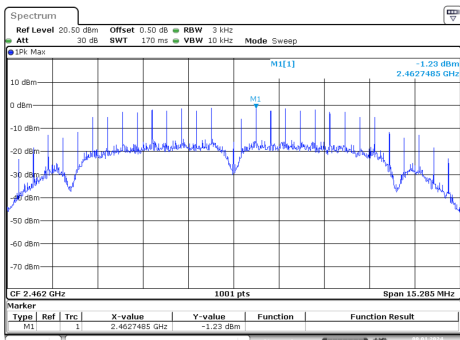
ProjectNo.:DG1231214-75506E-RF Tester:Jojo Zhou
Date: 8-JUN-2024 17:57:38

b_2437MHz



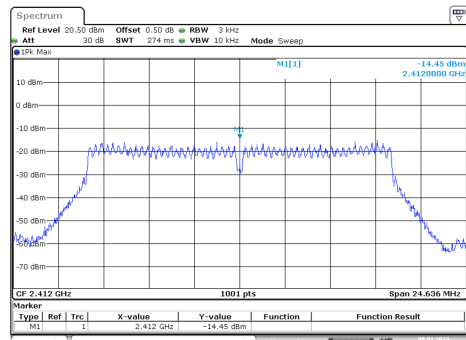
ProjectNo.:DG1231214-75506E-RF Tester:Jojo Zhou
Date: 8-JUN-2024 19:31:04

b_2462MHz



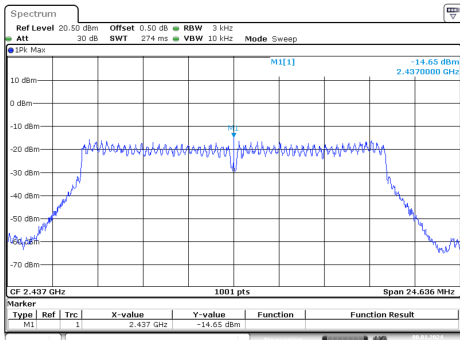
ProjectNo.:DG1231214-75506E-RF Tester:Jojo Zhou
Date: 8-JUN-2024 18:00:41

g_2412MHz



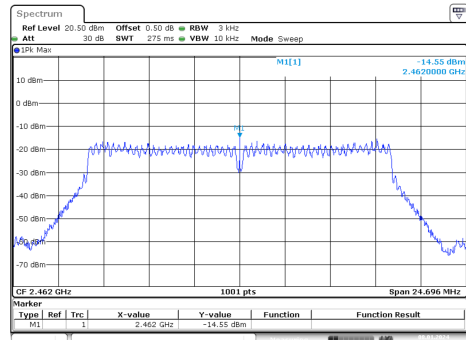
ProjectNo.:DG1231214-75506E-RF Tester:Jojo Zhou
Date: 8-JUN-2024 18:05:10

g_2437MHz



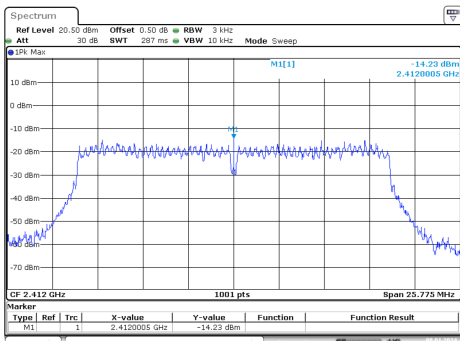
ProjectNo.:DG1231214-75506E-RF Tester:Jojo Zhou
Date: 8-JUN-2024 18:07:46

g_2462MHz



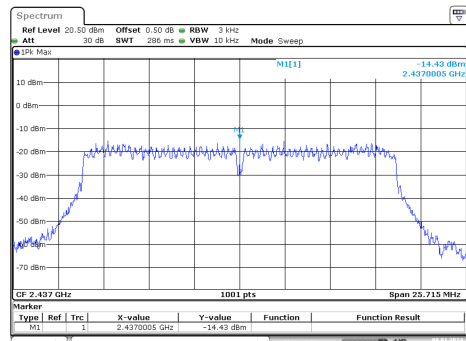
ProjectNo.:DG1231214-75506E-RF Tester:Jojo Zhou
Date: 8-JUN-2024 18:15:35

n20_2412MHz



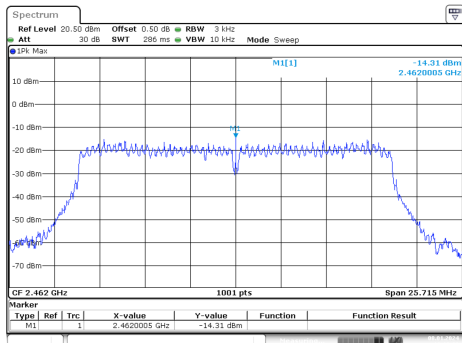
ProjectNo.:DG1231214-75506E-RF Tester:Jojo Zhou
Date: 8-JUN-2024 19:11:38

n20_2437MHz



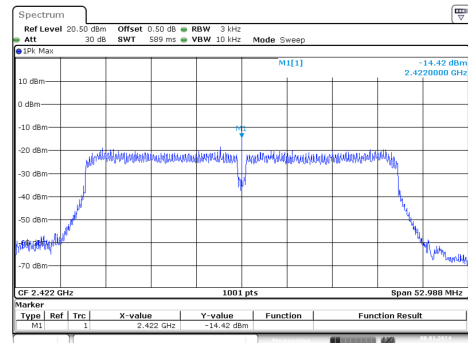
ProjectNo.:DG1231214-75506E-RF Tester:Jojo Zhou
Date: 8-JUN-2024 19:11:53

n20_2462MHz



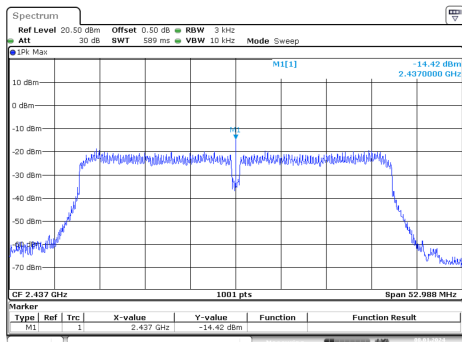
ProjectNo.:DG1231214-75506E-RF Testeri:Jojo Zhou
Date: 8_JAN,2024 19:18:10

n40_2422MHz



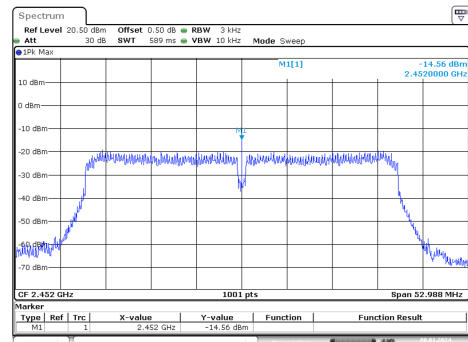
ProjectNo.:DG1231214-75506E-RF Testeri:Jojo Zhou
Date: 8_JAN,2024 17:13:12

n40_2437MHz



ProjectNo.:DG1231214-75506E-RF Testeri:Jojo Zhou
Date: 8_JAN,2024 17:19:49

n40_2452MHz



ProjectNo.:DG1231214-75506E-RF Testeri:Jojo Zhou
Date: 8_JAN,2024 17:28:24

5.7 100 kHz Bandwidth of Frequency Band Edge:

Serial No.:	2F7F-3	Test Date:	2024-01-08
Test Site:	RF	Test Mode:	Transmitting
Tester:	Jojo Zhou	Test Result:	Pass

Environmental Conditions:

Temperature: (°C)	25.4	Relative Humidity: (%)	41	ATM Pressure: (kPa)	101.4
-----------------------------	------	----------------------------------	----	-------------------------------	-------

Test Equipment List and Details:

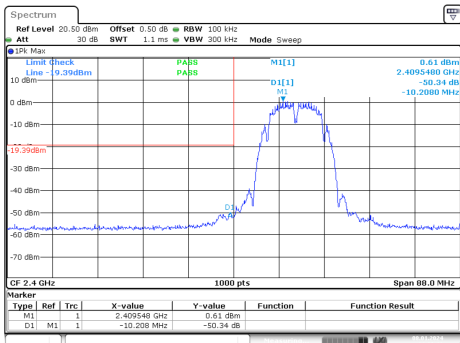
Manufacturer	Description	Model	Serial Number	Calibration Date	Calibration Due Date
R&S	Spectrum Analyzer	FSV40	101947	2023-10-18	2024-10-17
E-Microwave	Blocking Control	EMDCB-00036	OE01201047	2023-05-06	2024-05-05
yzjingcheng	Coaxial Cable	KTRFBU-141-50	41010012	2023-09-01	2024-08-31

* *Statement of Traceability: Bay Area Compliance Laboratories Corp. (Dongguan) attests that all calibrations have been performed, traceable to National Primary Standards and International System of Units (SI).*

Test Data:

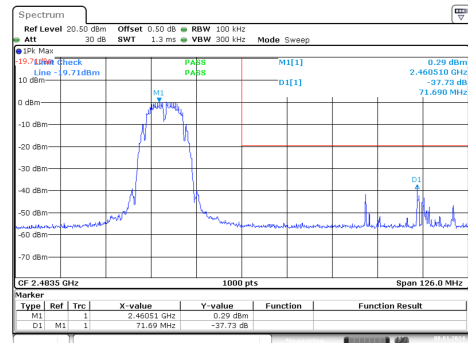
Please refer to the following plots.

b_2412MHz



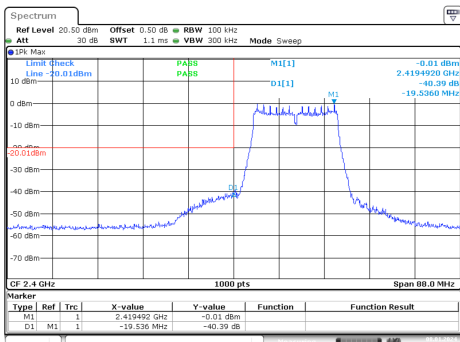
ProjectNo.:001231214-75506E-RF Tester:Jojo Zhou
Date: 8-JUN-2024 14:08:13

b_2462MHz



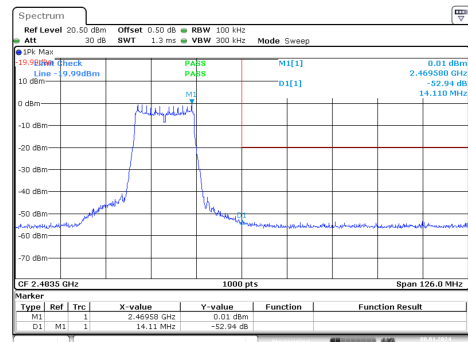
ProjectNo.:001231214-75506E-RF Tester:Jojo Zhou
Date: 8-JUN-2024 13:19:42

g_2412MHz



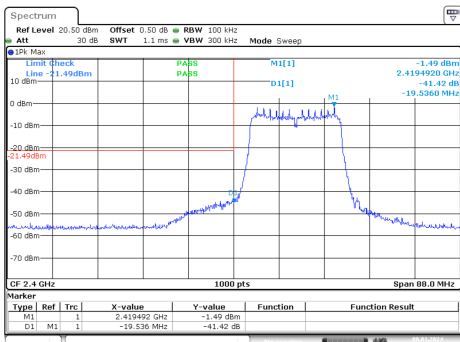
ProjectNo.:001231214-75506E-RF Tester:Jojo Zhou
Date: 8-JUN-2024 15:17:28

g_2462MHz



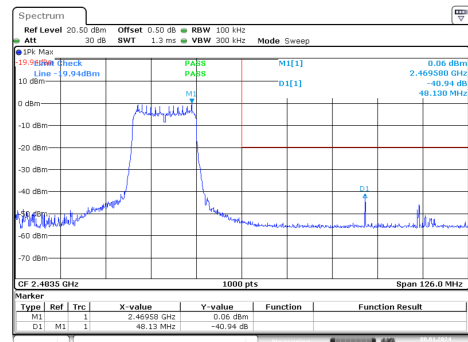
ProjectNo.:001231214-75506E-RF Tester:Jojo Zhou
Date: 8-JUN-2024 15:15:55

n20_2412MHz



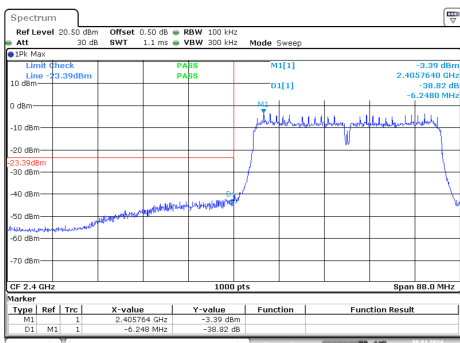
ProjectNo.:001231214-75506E-RF Tester:Jojo Zhou
Date: 8-JUN-2024 16:19:35

n20_2462MHz



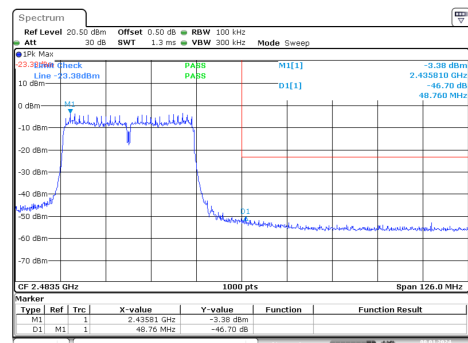
ProjectNo.:001231214-75506E-RF Tester:Jojo Zhou
Date: 8-JUN-2024 16:16:47

n40_2422MHz



ProjectNo.:001231214-75506E-RF Tester:Jojo Zhou
Date: 8-JUN-2024 17:10:37

n40_2452MHz



ProjectNo.:001231214-75506E-RF Tester:Jojo Zhou
Date: 8-JUN-2024 17:12:39

5.8 Duty Cycle:

Serial No.:	2F7F-3	Test Date:	2024-01-09
Test Site:	RF	Test Mode:	Transmitting
Tester:	Jojo Zhou	Test Result:	Pass

Environmental Conditions:

Temperature: (°C)	25.6	Relative Humidity: (%)	43	ATM Pressure: (kPa)	101.2
-----------------------------	------	----------------------------------	----	-------------------------------	-------

Test Equipment List and Details:

Manufacturer	Description	Model	Serial Number	Calibration Date	Calibration Due Date
R&S	Spectrum Analyzer	FSV40	101947	2023-10-18	2024-10-17
E-Microwave	Blocking Control	EMDCB-00036	OE01201047	2023-05-06	2024-05-05
yzjingcheng	Coaxial Cable	KTRFBU-141-50	41010012	2023-09-01	2024-08-31

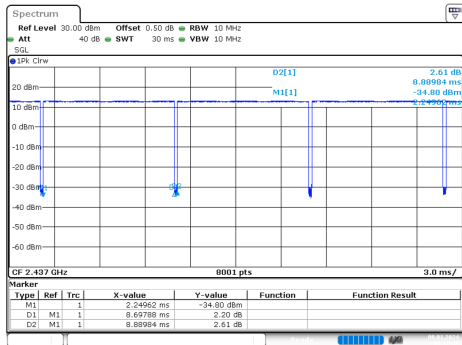
* Statement of Traceability: Bay Area Compliance Laboratories Corp. (Dongguan) attests that all calibrations have been performed, traceable to National Primary Standards and International System of Units (SI).

Test Data:

Mode	Ton (ms)	Ton+Toff (ms)	Duty Cycle (%)	1/T (Hz)	VBW Setting (kHz)	Result
b_2437MHz_Chain 0	8.698	8.890	97.840	114.970	0.3	Pass
g_2437MHz_Chain 0	1.443	1.642	87.860	693.150	1	Pass
n20_2437MHz_Chain 0	1.353	1.552	87.160	739.020	1	Pass
n40_2437MHz_Chain 0	0.669	0.869	76.980	1494.030	2	Pass

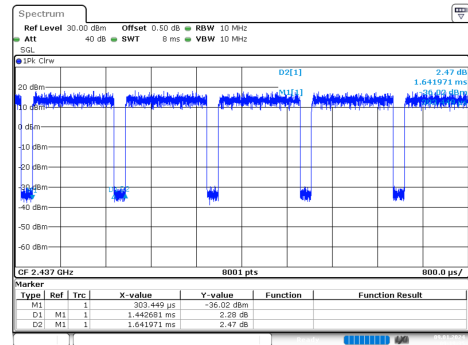
Duty Cycle = Ton/(Ton+Toff)*100%

b_2437MHz



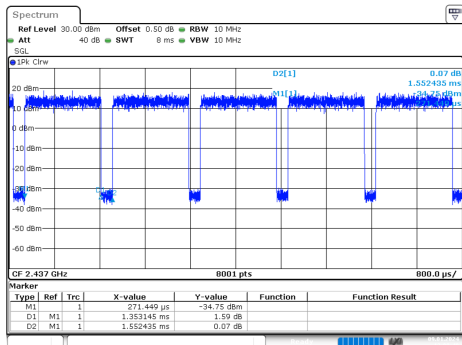
ProjectNo.:DG1231214-75506E-RF Tester:Jojo Zhou
Date: 9_JAN.2024 09:17:43

g_2437MHz



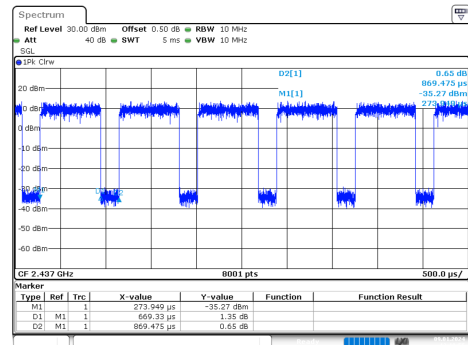
ProjectNo.:DG1231214-75506E-RF Tester:Jojo Zhou
Date: 9_JAN.2024 09:19:33

n20_2437MHz



ProjectNo.:DG1231214-75506E-RF Tester:Jojo Zhou
Date: 9_JAN.2024 13:09:40

n40_2437MHz



ProjectNo.:DG1231214-75506E-RF Tester:Jojo Zhou
Date: 9_JAN.2024 13:19:54

6. RF EXPOSURE EVALUATION

6.1 Applicable Standard

According to §15.247(i) and §1.1310, systems operating under the provisions of this section shall be operated in a manner that ensure that the public is not exposed to radio frequency energy level in excess of the Commission's guideline.

According to KDB447498 D01 General RF Exposure Guidance v06:

The 1-g and 10-g SAR test exclusion thresholds for 100 MHz to 6 GHz at test separation distances \leq 50 mm are determined by:

$[(\text{max. power of channel, including tune-up tolerance, mW})/(\text{min. test separation distance, mm})] \cdot [\sqrt{f(\text{GHz})}] \leq 3.0$ for 1-g SAR and ≤ 7.5 for 10-g extremity SAR, where

- $f(\text{GHz})$ is the RF channel transmit frequency in GHz
- Power and distance are rounded to the nearest mW and mm before calculation
- The result is rounded to one decimal place for comparison
- 3.0 and 7.5 are referred to as the numeric thresholds in the step 2 below

The test exclusions are applicable only when the minimum test separation distance is \leq 50 mm and for transmission frequencies between 100 MHz and 6 GHz. When the minimum test separation distance is $<$ 5 mm, a distance of 5 mm according to 5) in section 4.1 is applied to determine SAR test exclusion.

6.2 Measurement Result

The max conducted power including tune-up tolerance is 9.7 dBm (9.33 mW).

$[(\text{max. power of channel, mW})/(\text{min. test separation distance, mm})][\sqrt{f(\text{GHz})}]$
 $= 9.33/5 \cdot (\sqrt{2.480}) = 2.9 \leq 3.0$

Result: Compliant. The stand-alone SAR evaluation is not necessary.

6. EUT PHOTOGRAPHS

Please refer to the attachment DG1231214-75506E-RF-EXP EUT EXTERNAL PHOTOGRAPHS and DG1231214-75506E-RF-INP EUT INTERNAL PHOTOGRAPHS.

7. TEST SETUP PHOTOGRAPHS

Please refer to the attachment DG1231214-75506E-RF-00-TSP TEST SETUP PHOTOGRAPHS.

==== END OF REPORT ====