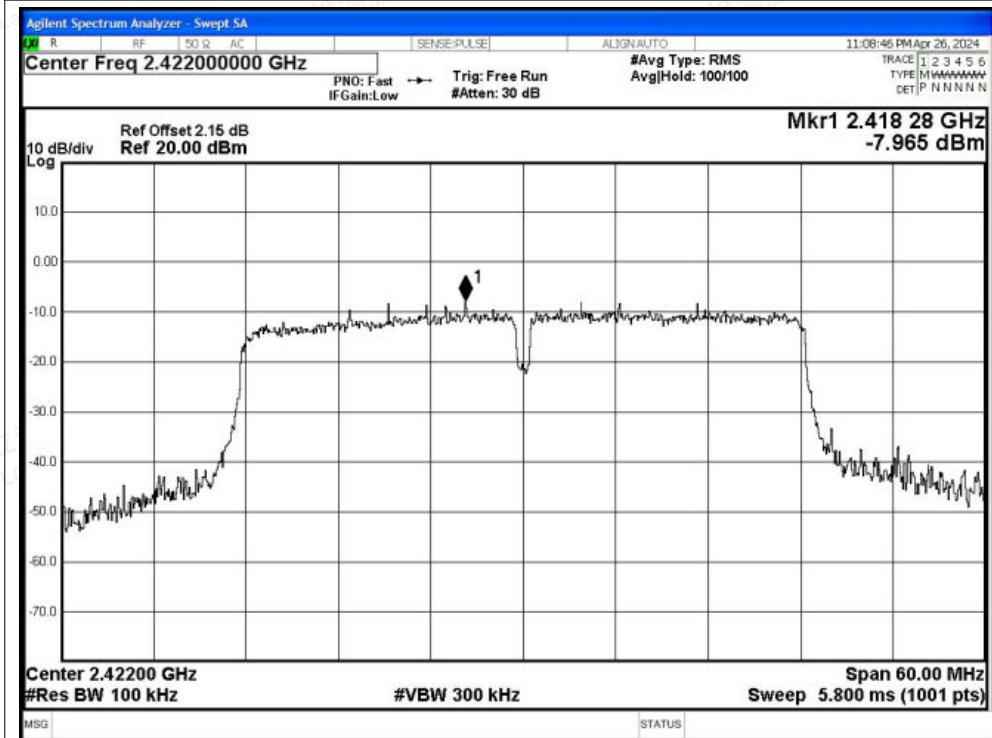
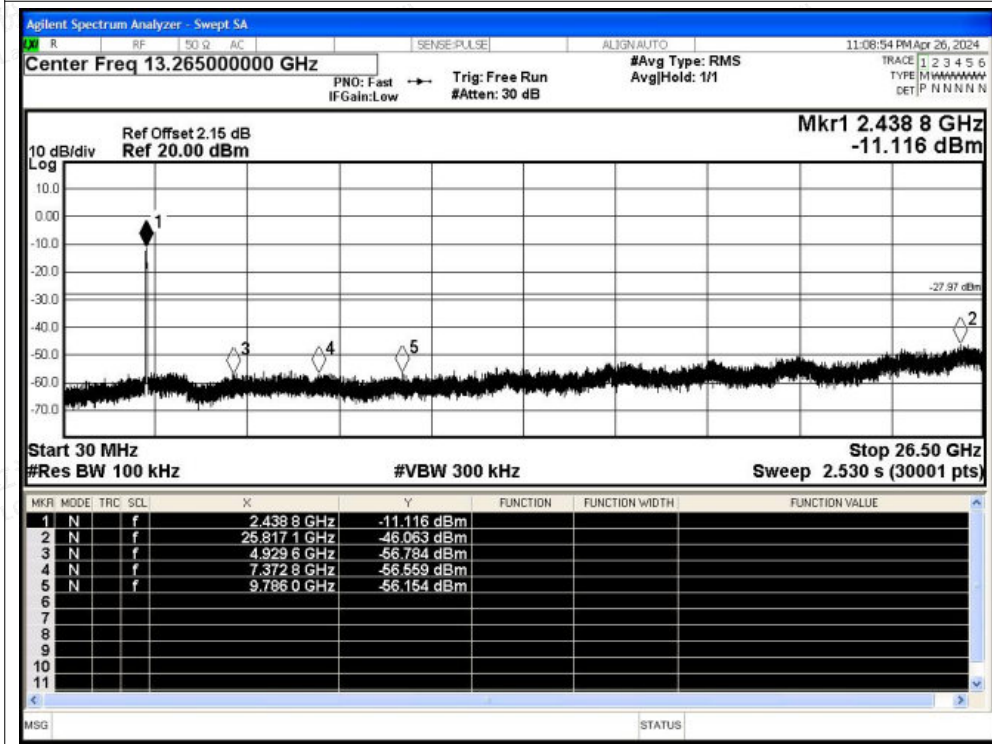




Tx. Spurious NVNT n40 2422MHz Ant2 Ref



Tx. Spurious NVNT n40 2422MHz Ant2 Emission



Shenzhen LCS Compliance Testing Laboratory Ltd.

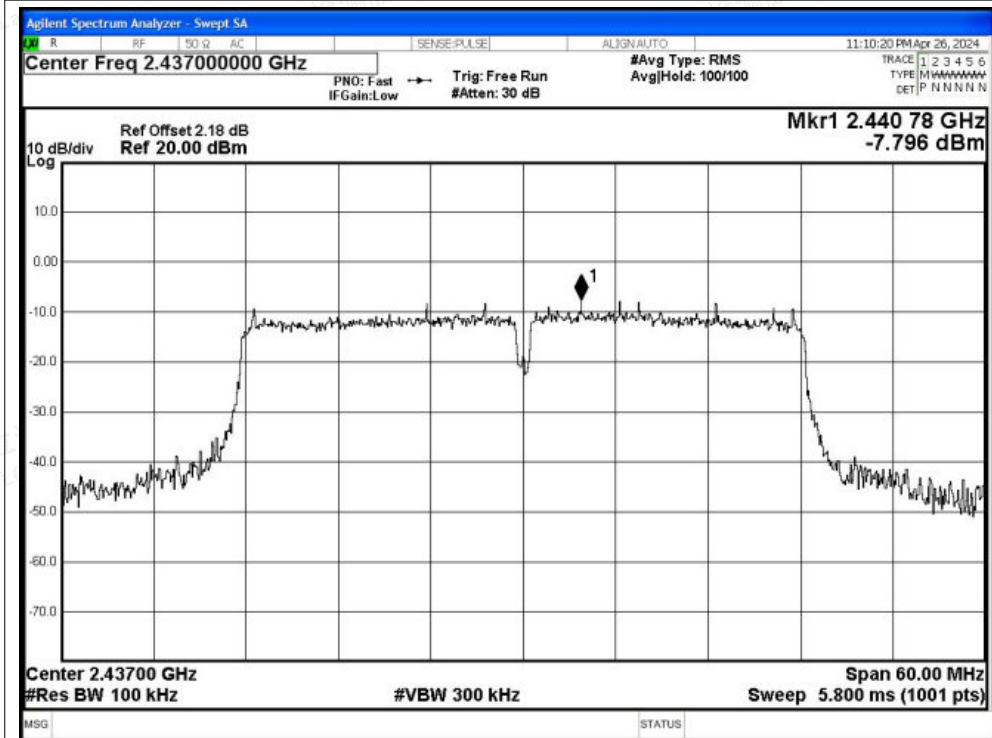
Add: 101, 201 Bldg A & 301 Bldg C, Juji Industrial Park Yabianxueziwei, Shajing Street, Baoan District, Shenzhen, 518000, China

Tel: +(86) 0755-82591330 | E-mail: webmaster@lcs-cert.com | Web: www.lcs-cert.com

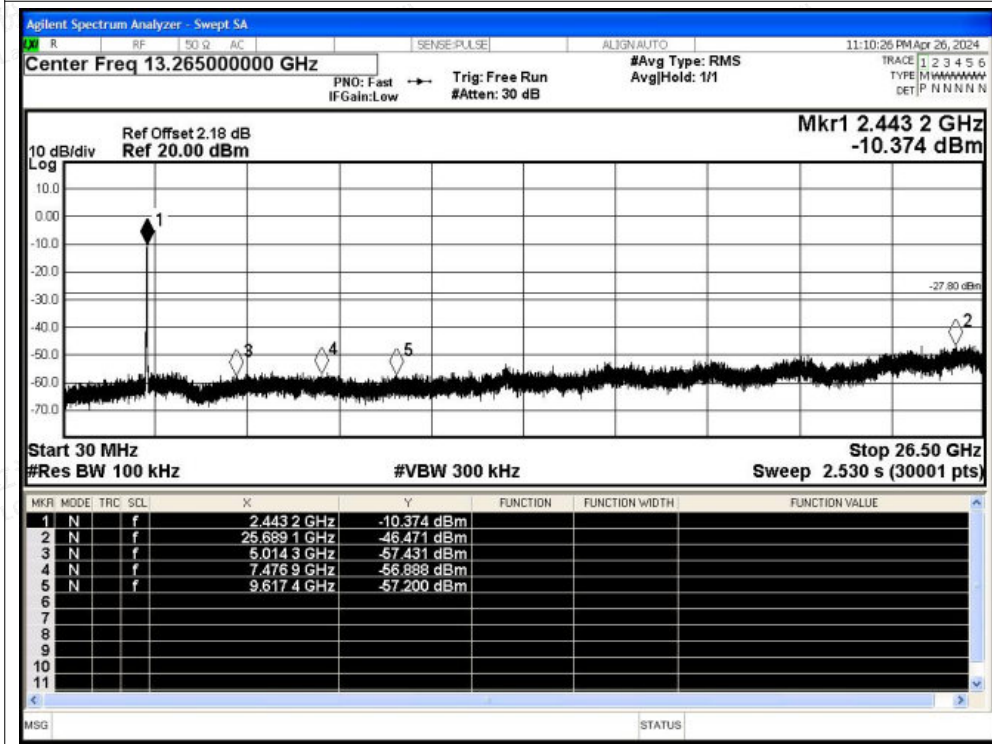
Scan code to check authenticity



Tx. Spurious NVNT n40 2437MHz Ant2 Ref



Tx. Spurious NVNT n40 2437MHz Ant2 Emission



Shenzhen LCS Compliance Testing Laboratory Ltd.

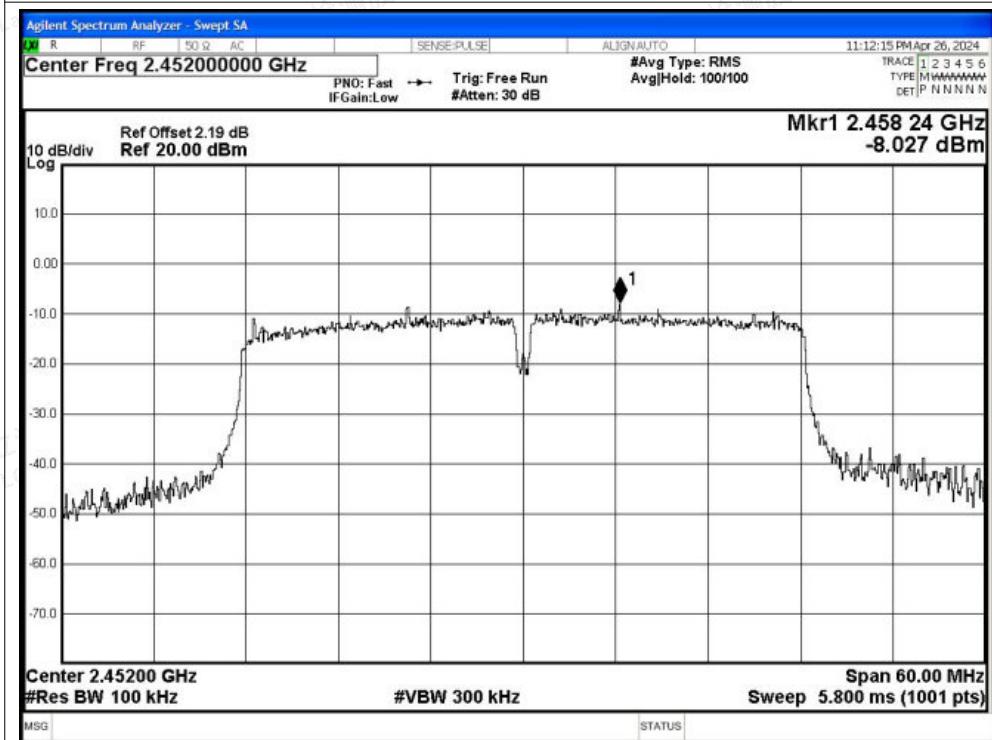
Add: 101, 201 Bldg A & 301 Bldg C, Juji Industrial Park Yabianxueziwei, Shajing Street, Baoan District, Shenzhen, 518000, China

Tel: +(86) 0755-82591330 | E-mail: webmaster@lcs-cert.com | Web: www.lcs-cert.com

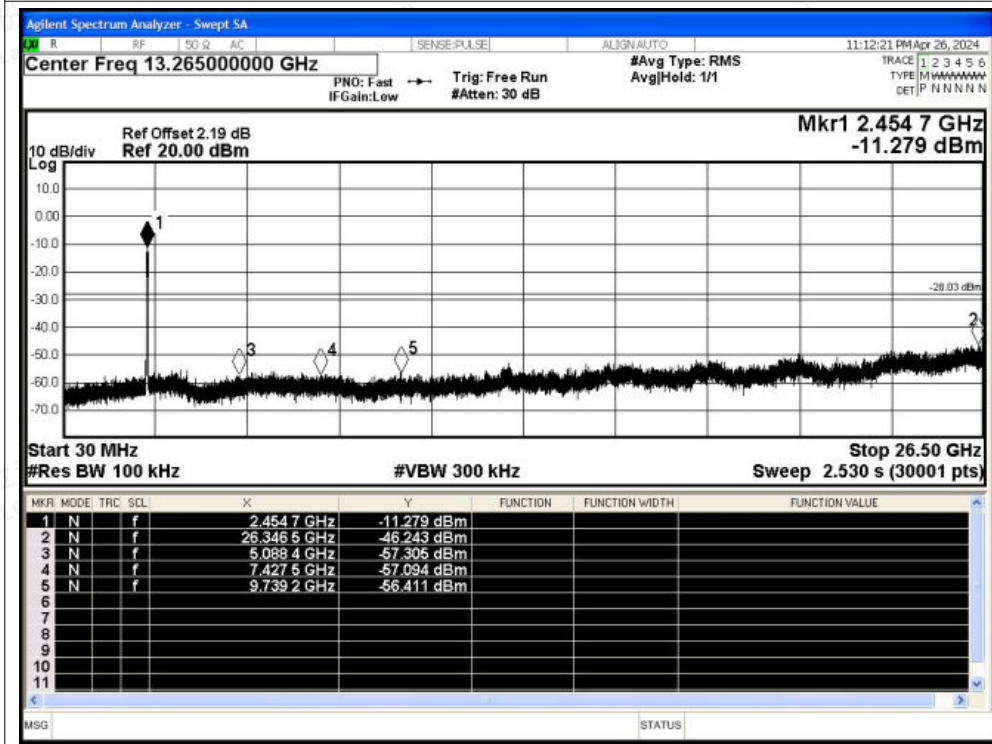
Scan code to check authenticity



Tx. Spurious NVNT n40 2452MHz Ant2 Ref



Tx. Spurious NVNT n40 2452MHz Ant2 Emission



Shenzhen LCS Compliance Testing Laboratory Ltd.

Add: 101, 201 Bldg A & 301 Bldg C, Juji Industrial Park Yabianxueziwei, Shajing Street, Baoan District, Shenzhen, 518000, China

Tel: +(86) 0755-82591330 | E-mail: webmaster@lcs-cert.com | Web: www.lcs-cert.com

Scan code to check authenticity



## A.6 Duty Cycle

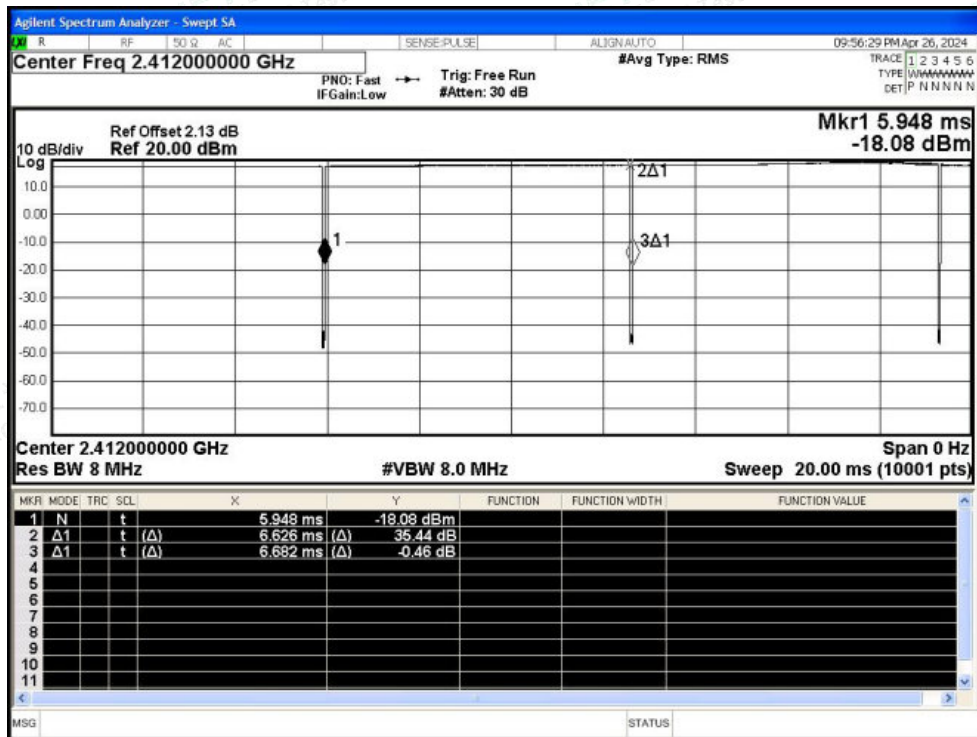
Condition	Mode	Frequency (MHz)	Antenna	Duty Cycle (%)	Correction Factor (dB)	1/T (kHz)
NVNT	b	2412	Ant1	99.16	0	0.15
NVNT	b	2437	Ant1	99.16	0	0.15
NVNT	b	2462	Ant1	99.13	0	0.15
NVNT	g	2412	Ant1	97.68	0.1	0.37
NVNT	g	2437	Ant1	97.75	0.1	0.37
NVNT	g	2462	Ant1	97.75	0.1	0.37
NVNT	n20	2412	Ant1	97.25	0.12	0.44
NVNT	n20	2437	Ant1	97.33	0.12	0.44
NVNT	n20	2462	Ant1	97.33	0.12	0.44
NVNT	n40	2422	Ant1	97.23	0.12	0.46
NVNT	n40	2437	Ant1	97.23	0.12	0.46
NVNT	n40	2452	Ant1	97.18	0.12	0.46



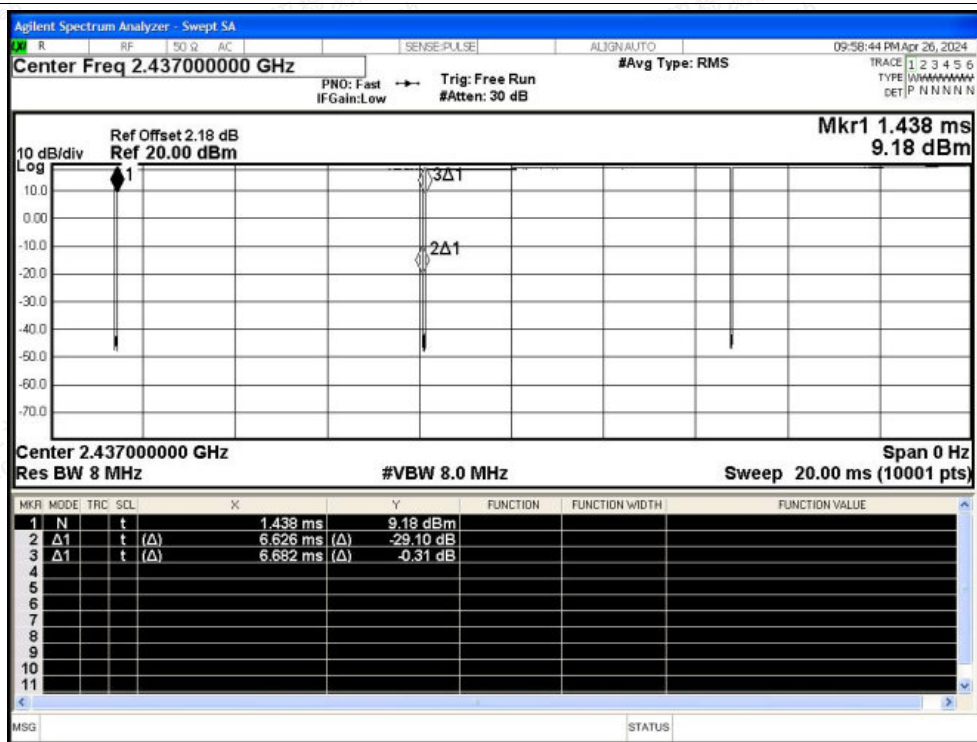


Test Graphs

Duty Cycle NVNT b 2412MHz Ant1



Duty Cycle NVNT b 2437MHz Ant1



Shenzhen LCS Compliance Testing Laboratory Ltd.

Add: 101, 201 Bldg A & 301 Bldg C, Juji Industrial Park Yabianxueziwei, Shajing Street, Baoan District, Shenzhen, 518000, China

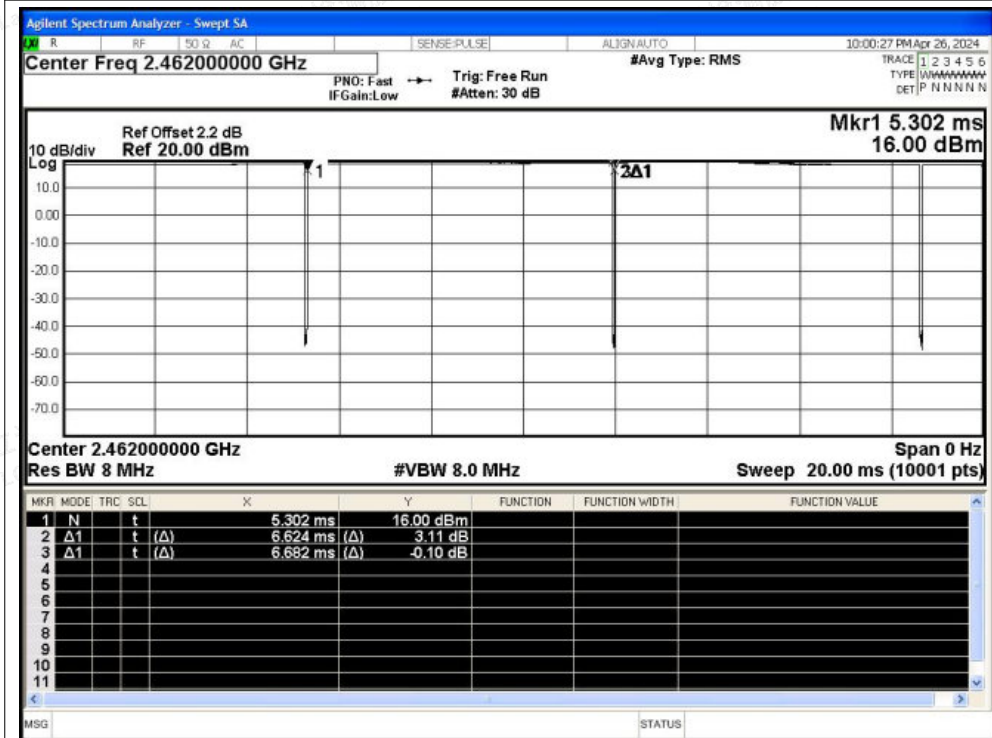
Tel: +(86) 0755-82591330 | E-mail: webmaster@lcs-cert.com | Web: www.lcs-cert.com

Scan code to check authenticity

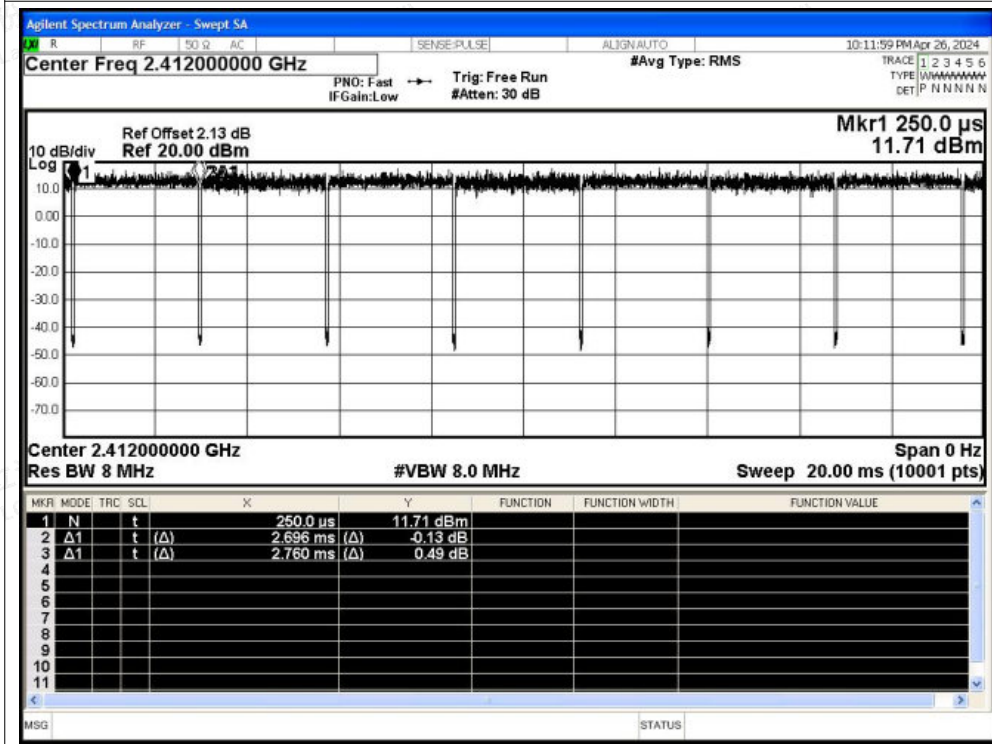




Duty Cycle NVNT b 2462MHz Ant1



Duty Cycle NVNT g 2412MHz Ant1



Shenzhen LCS Compliance Testing Laboratory Ltd.

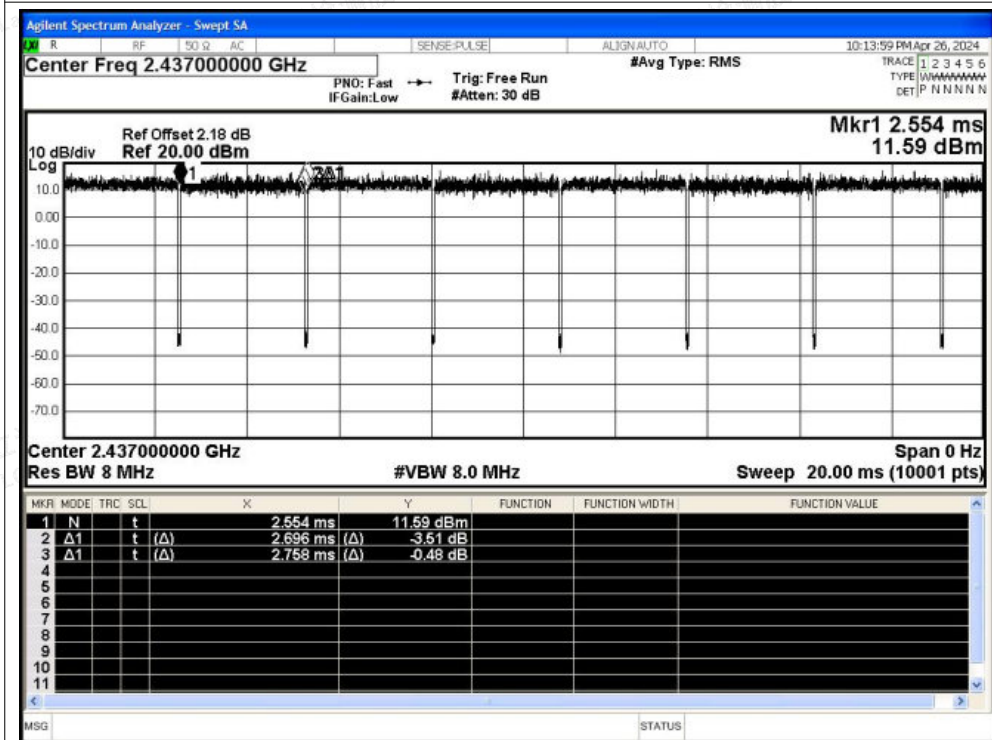
Add: 101, 201 Bldg A & 301 Bldg C, Juji Industrial Park Yabianxueziwei, Shajing Street, Baoan District, Shenzhen, 518000, China

Tel: +(86) 0755-82591330 | E-mail: webmaster@lcs-cert.com | Web: www.lcs-cert.com

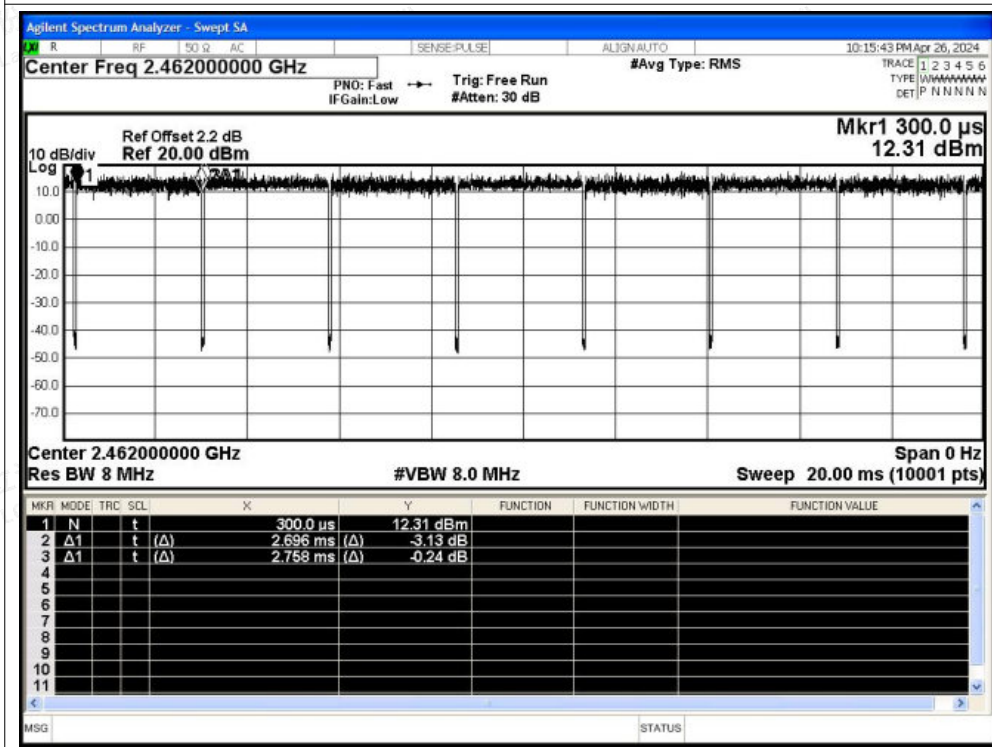
Scan code to check authenticity



Duty Cycle NVNT g 2437MHz Ant1

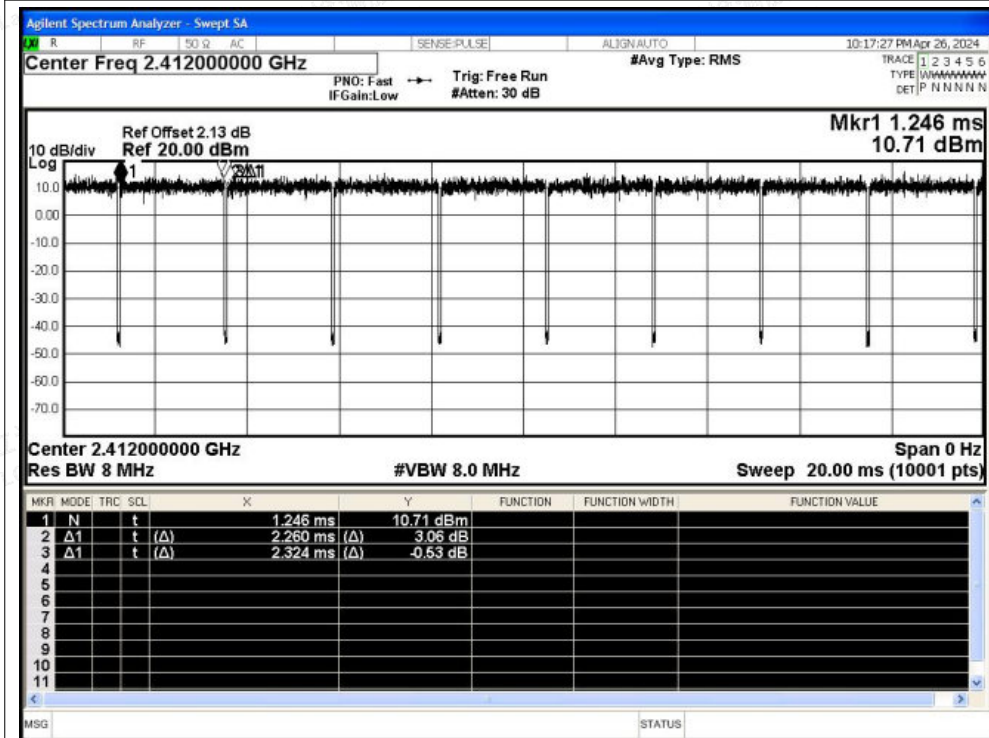


Duty Cycle NVNT g 2462MHz Ant1

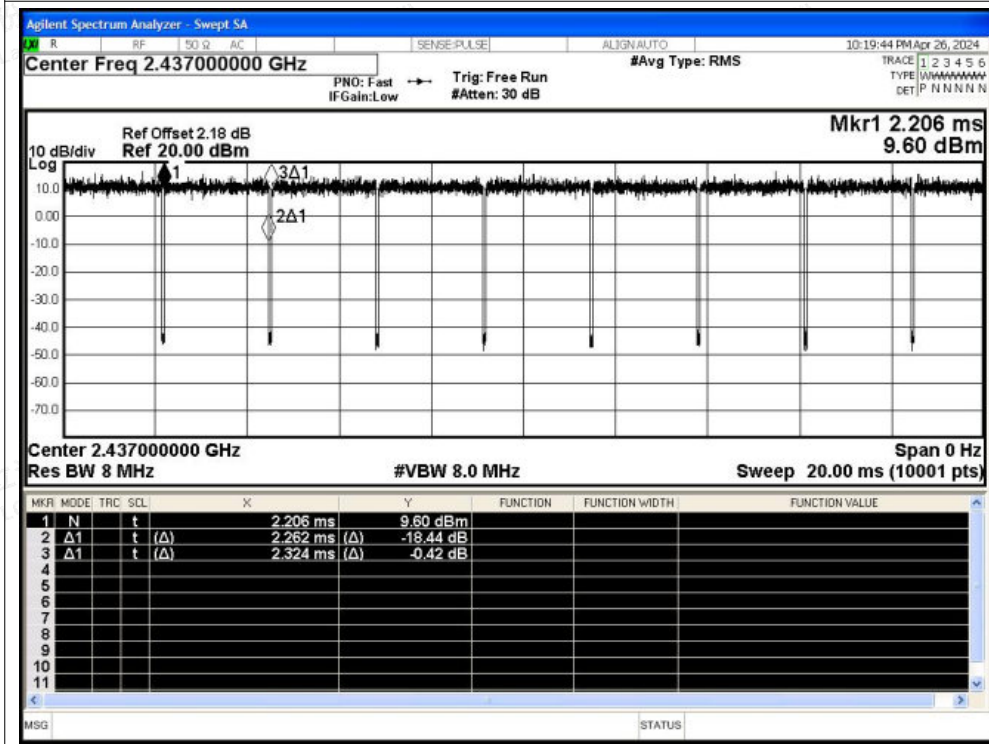




Duty Cycle NVNT n20 2412MHz Ant1



Duty Cycle NVNT n20 2437MHz Ant1



Shenzhen LCS Compliance Testing Laboratory Ltd.

Add: 101, 201 Bldg A & 301 Bldg C, Juji Industrial Park Yabianxueziwei, Shajing Street, Baoan District, Shenzhen, 518000, China

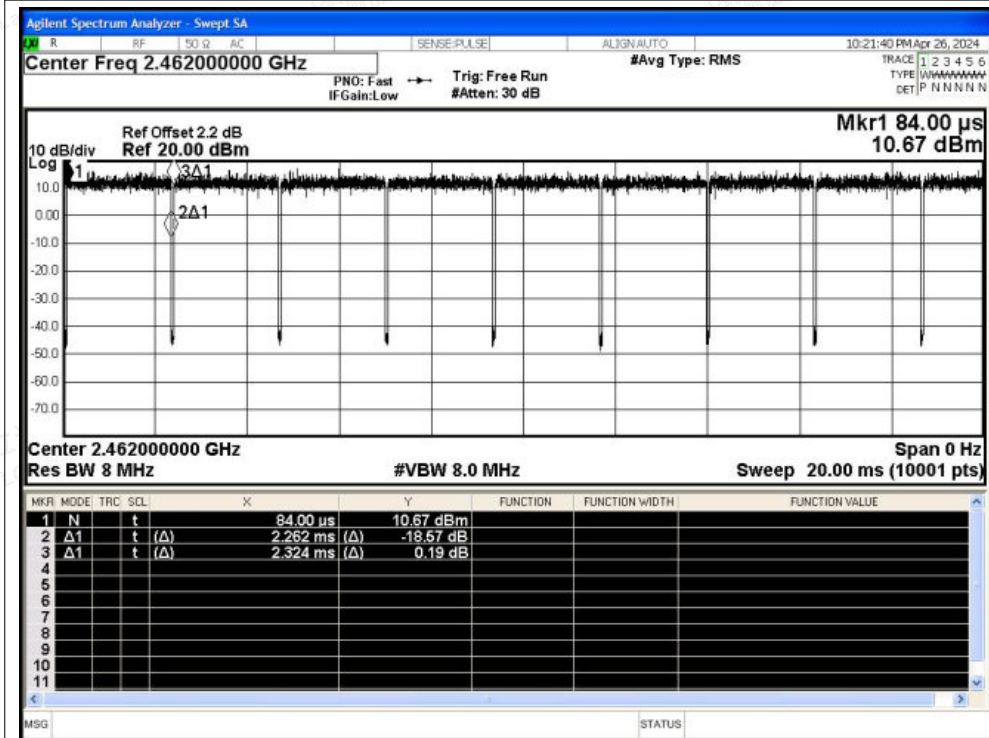
Tel: +(86) 0755-82591330 | E-mail: webmaster@lcs-cert.com | Web: www.lcs-cert.com

Scan code to check authenticity

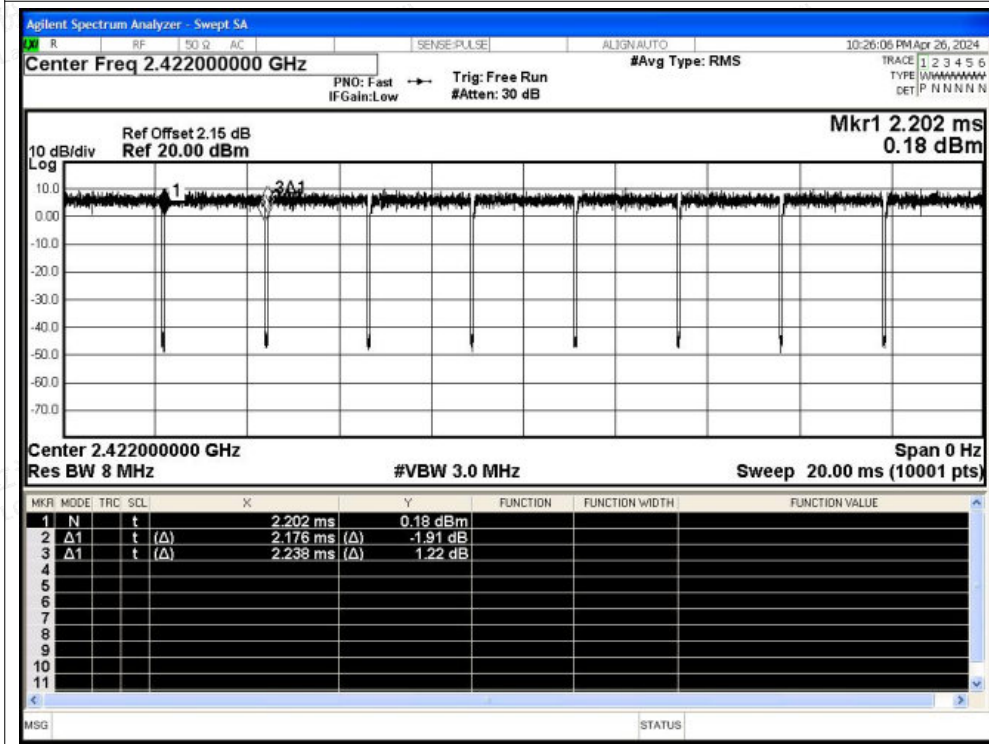




Duty Cycle NVNT n20 2462MHz Ant1



Duty Cycle NVNT n40 2422MHz Ant1



Shenzhen LCS Compliance Testing Laboratory Ltd.

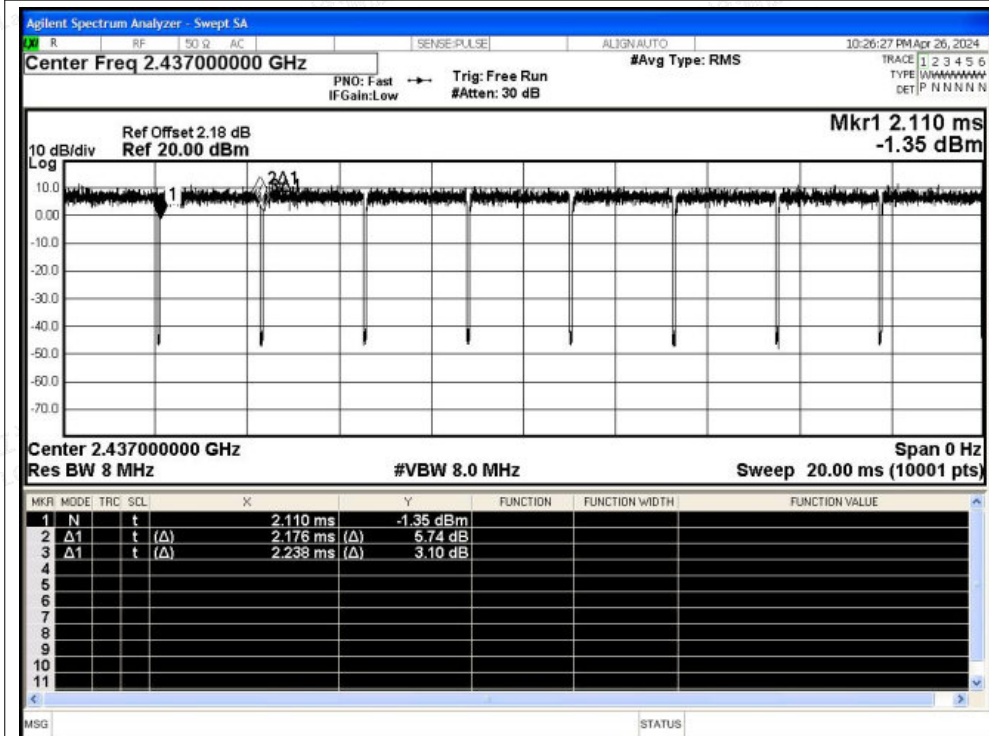
Add: 101, 201 Bldg A & 301 Bldg C, Juji Industrial Park Yabianxueziwei, Shajing Street, Baoan District, Shenzhen, 518000, China

Tel: +(86) 0755-82591330 | E-mail: webmaster@lcs-cert.com | Web: www.lcs-cert.com

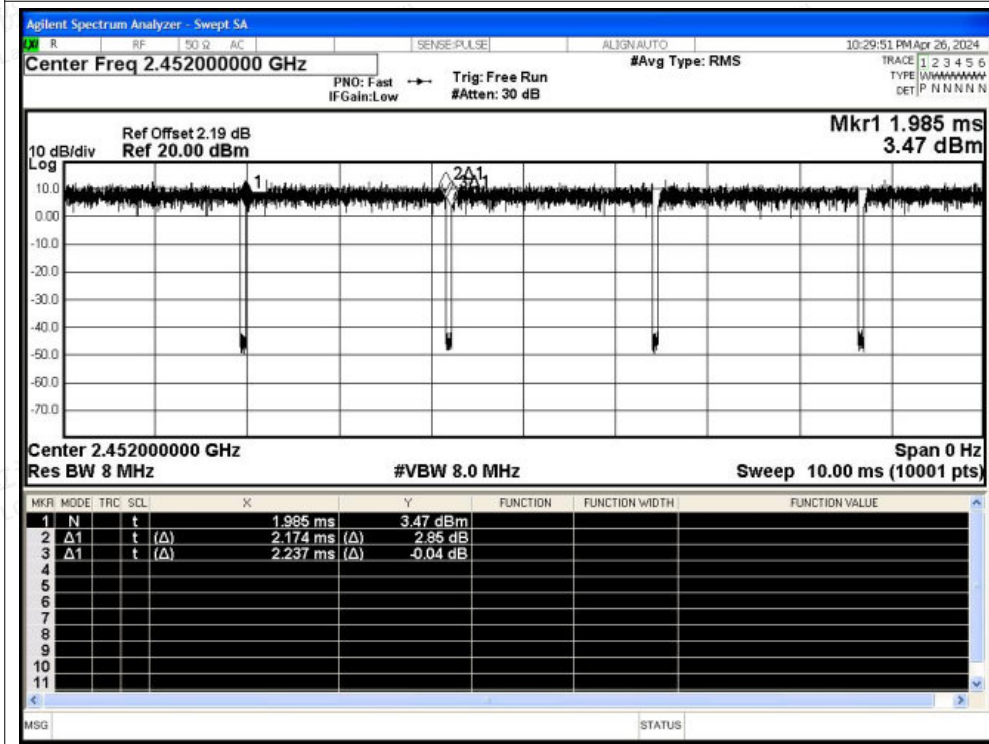
Scan code to check authenticity



Duty Cycle NVNT n40 2437MHz Ant1



Duty Cycle NVNT n40 2452MHz Ant1





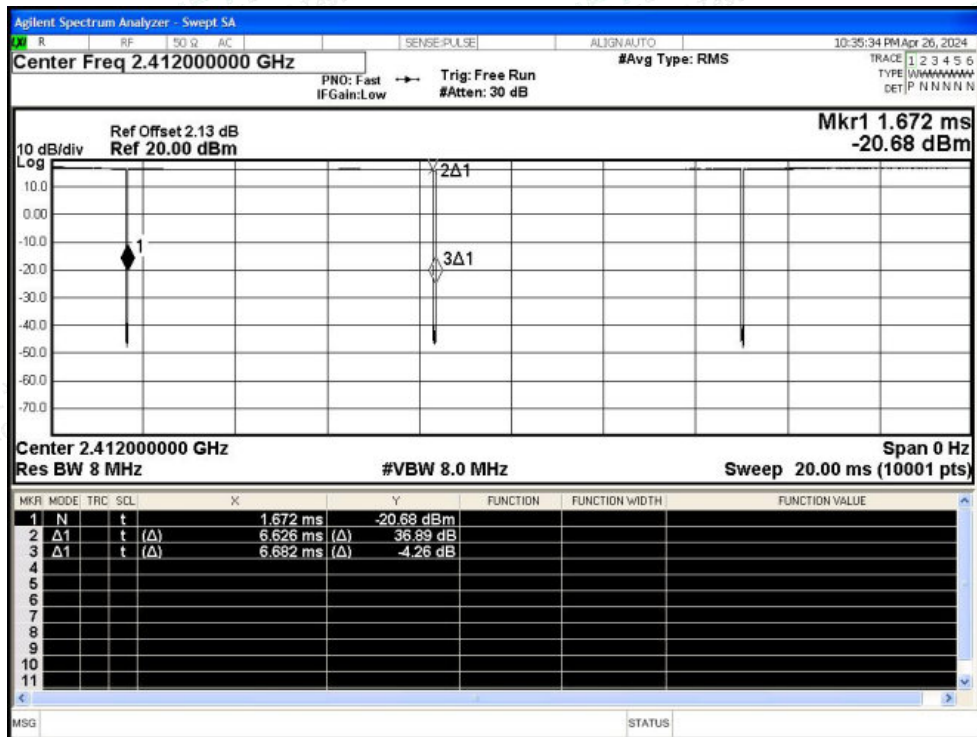
Condition	Mode	Frequency (MHz)	Antenna	Duty Cycle (%)	Correction Factor (dB)	1/T (kHz)
NVNT	b	2412	Ant2	99.16	0	0.15
NVNT	b	2437	Ant2	99.13	0	0.15
NVNT	b	2462	Ant2	99.16	0	0.15
NVNT	g	2412	Ant2	97.75	0.1	0.37
NVNT	g	2437	Ant2	97.75	0.1	0.37
NVNT	g	2462	Ant2	97.68	0.1	0.37
NVNT	n20	2412	Ant2	97.25	0.12	0.44
NVNT	n20	2437	Ant2	97.33	0.12	0.44
NVNT	n20	2462	Ant2	97.33	0.12	0.44
NVNT	n40	2422	Ant2	97.23	0.12	0.46
NVNT	n40	2437	Ant2	97.14	0.13	0.46
NVNT	n40	2452	Ant2	97.23	0.12	0.46



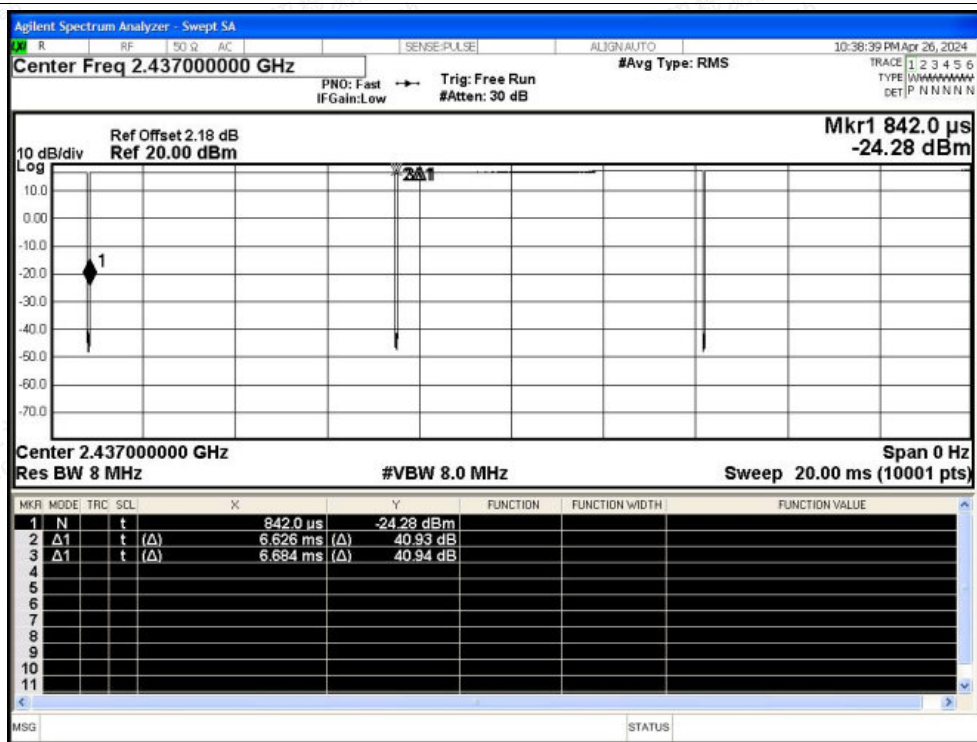


Test Graphs

Duty Cycle NVNT b 2412MHz Ant2



Duty Cycle NVNT b 2437MHz Ant2



Shenzhen LCS Compliance Testing Laboratory Ltd.

Add: 101, 201 Bldg A & 301 Bldg C, Juji Industrial Park Yabianxueziwei, Shajing Street, Baoan District, Shenzhen, 518000, China

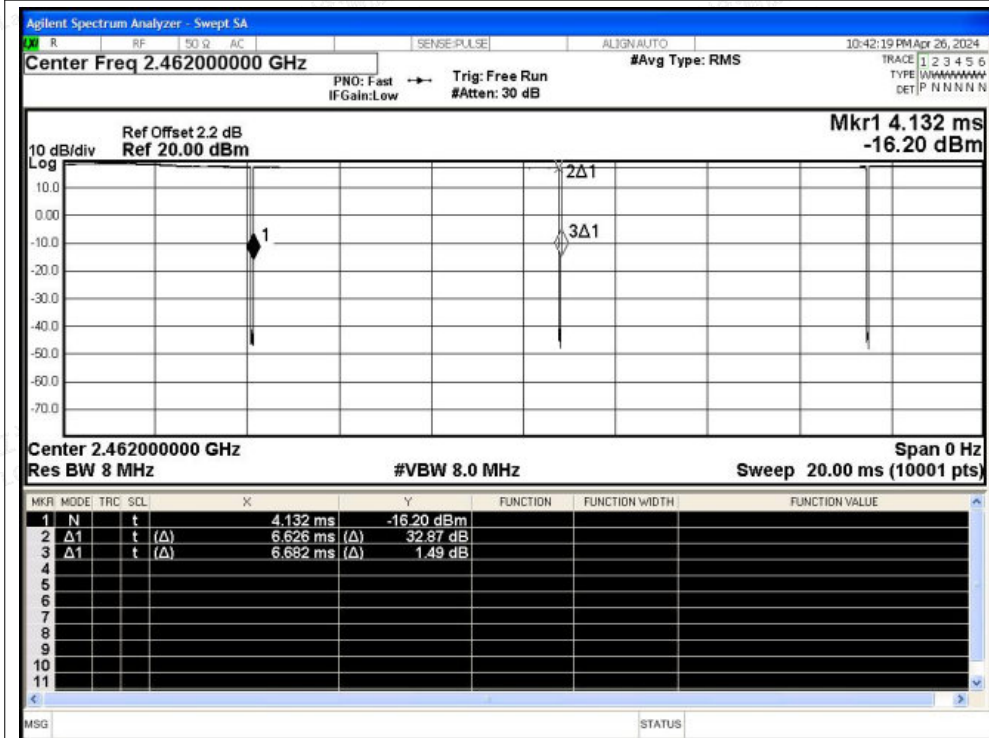
Tel: +(86) 0755-82591330 | E-mail: webmaster@lcs-cert.com | Web: www.lcs-cert.com

Scan code to check authenticity

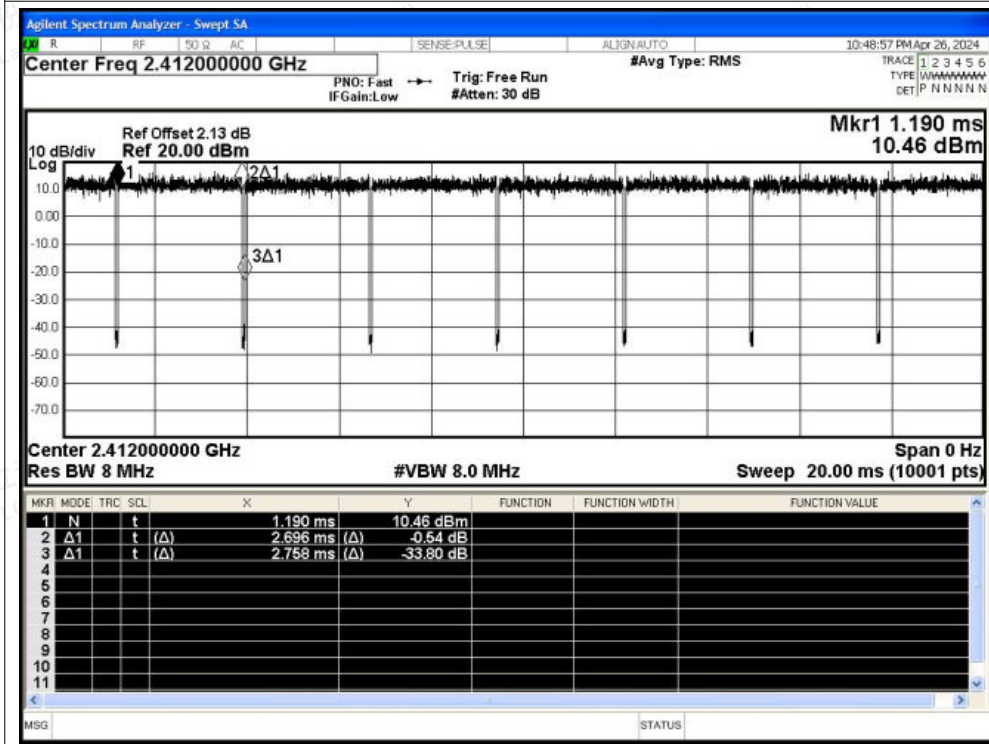




Duty Cycle NVNT b 2462MHz Ant2

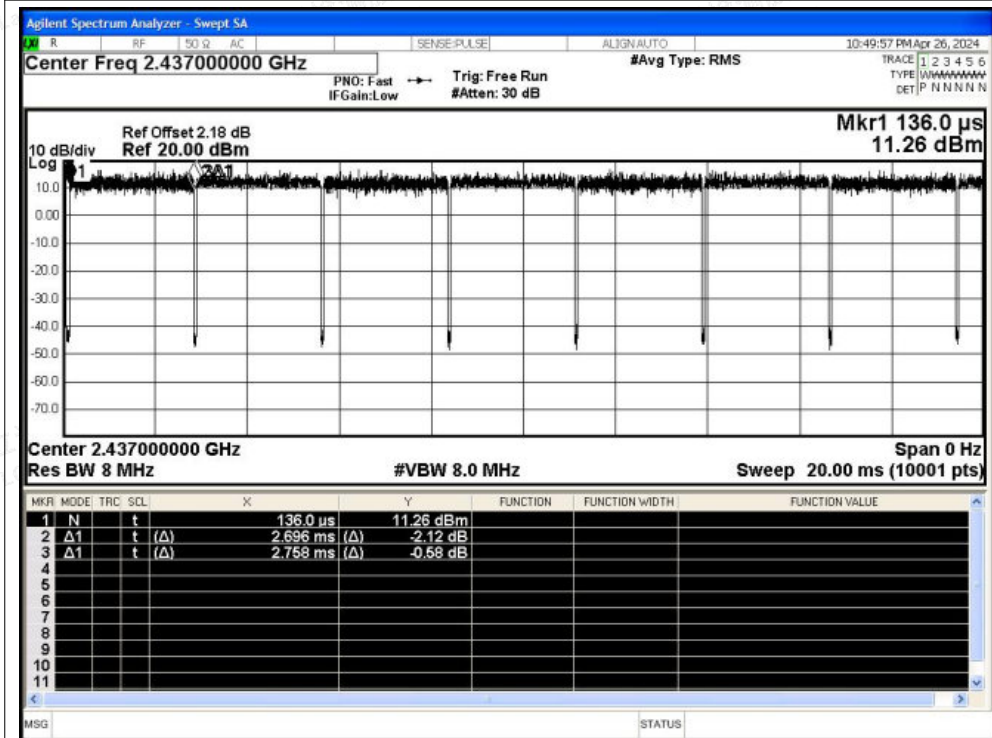


Duty Cycle NVNT g 2412MHz Ant2

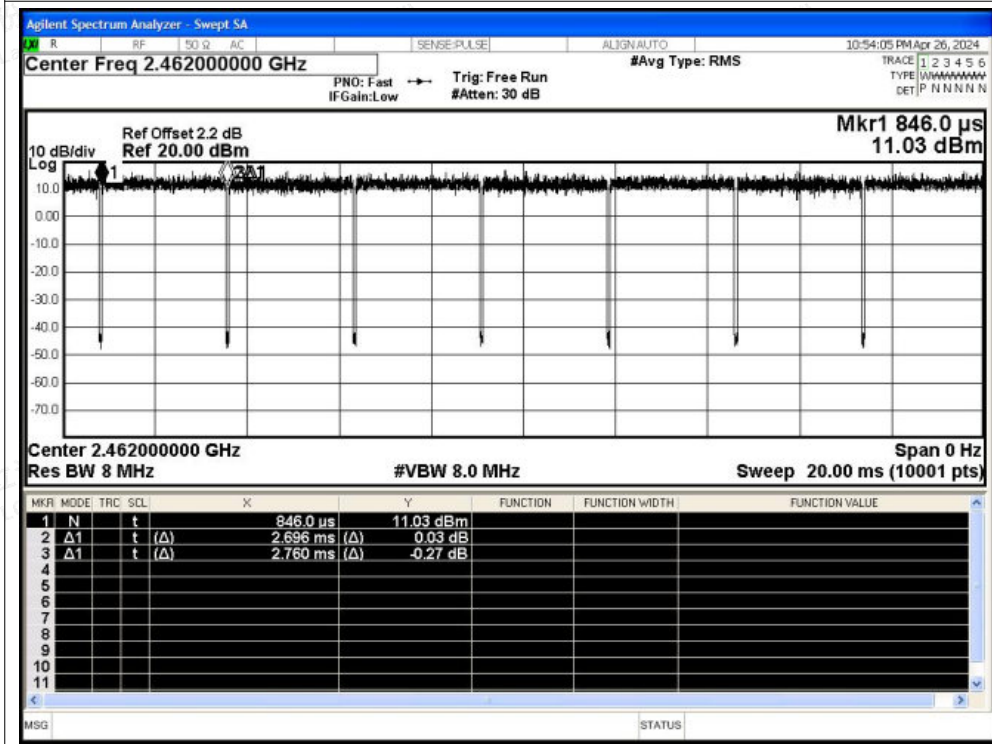




Duty Cycle NVNT g 2437MHz Ant2

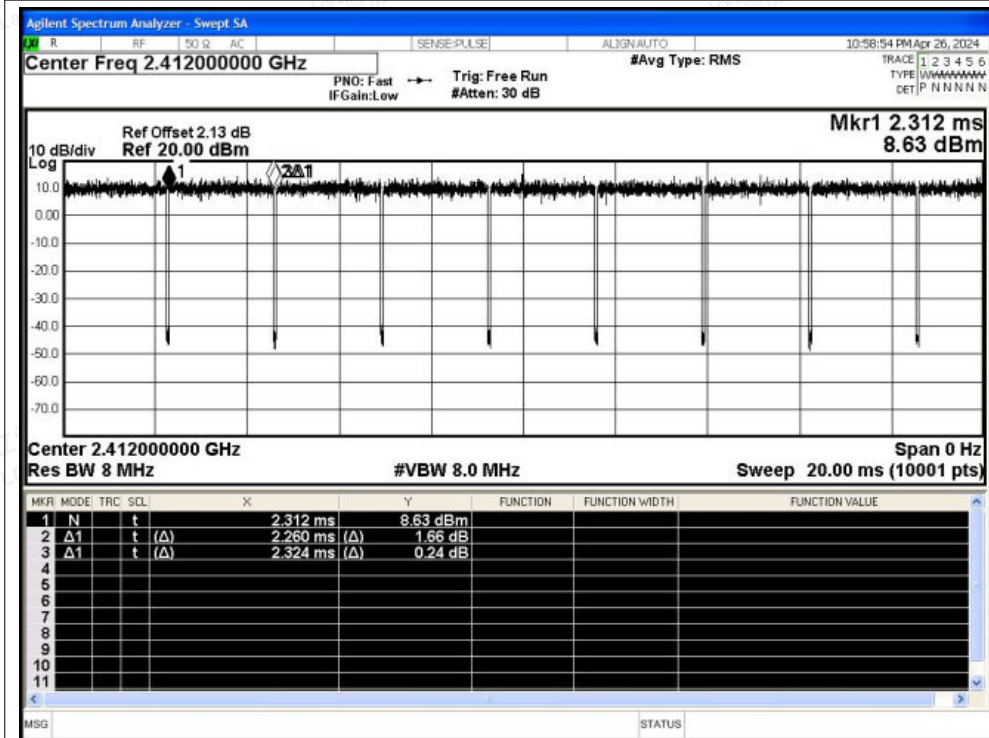


Duty Cycle NVNT g 2462MHz Ant2

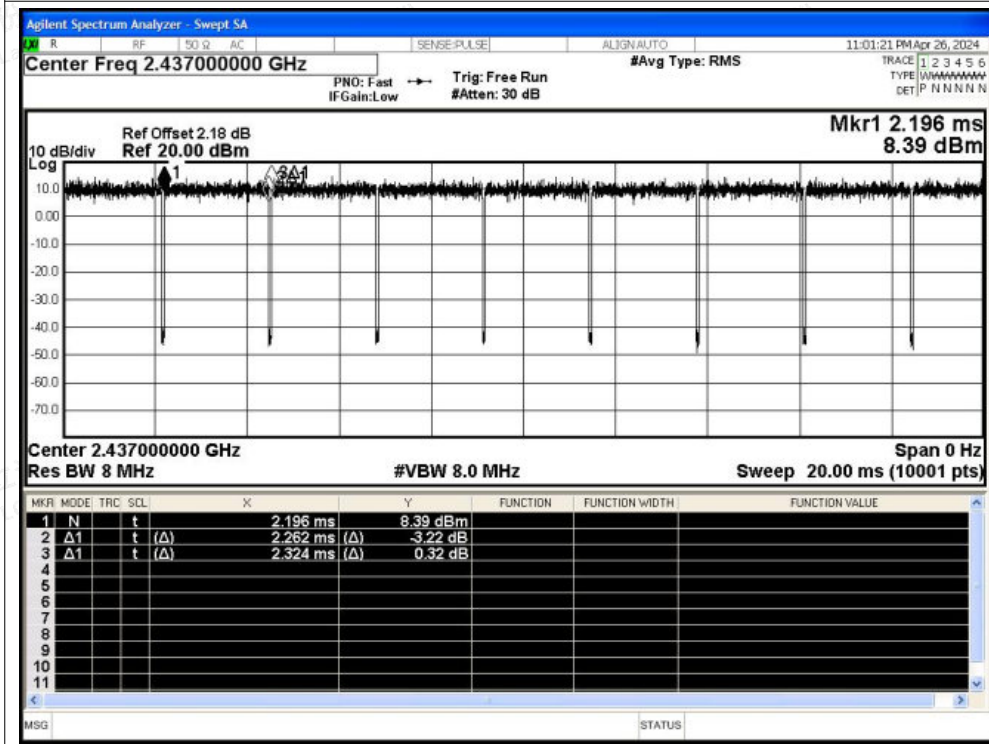




Duty Cycle NVNT n20 2412MHz Ant2

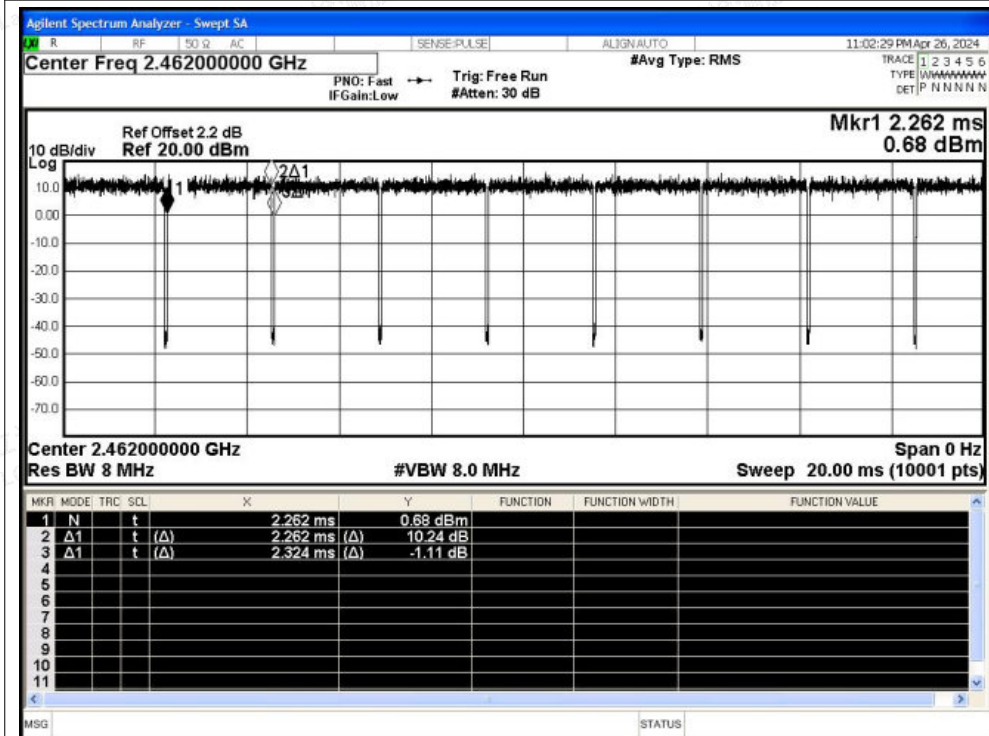


Duty Cycle NVNT n20 2437MHz Ant2

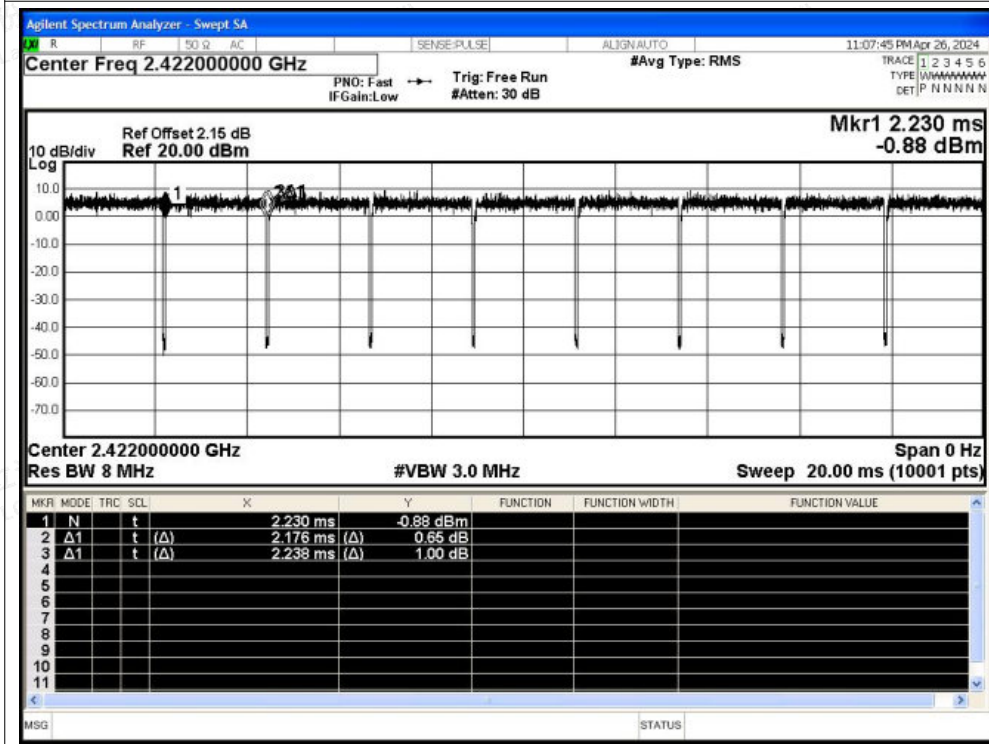




Duty Cycle NVNT n20 2462MHz Ant2



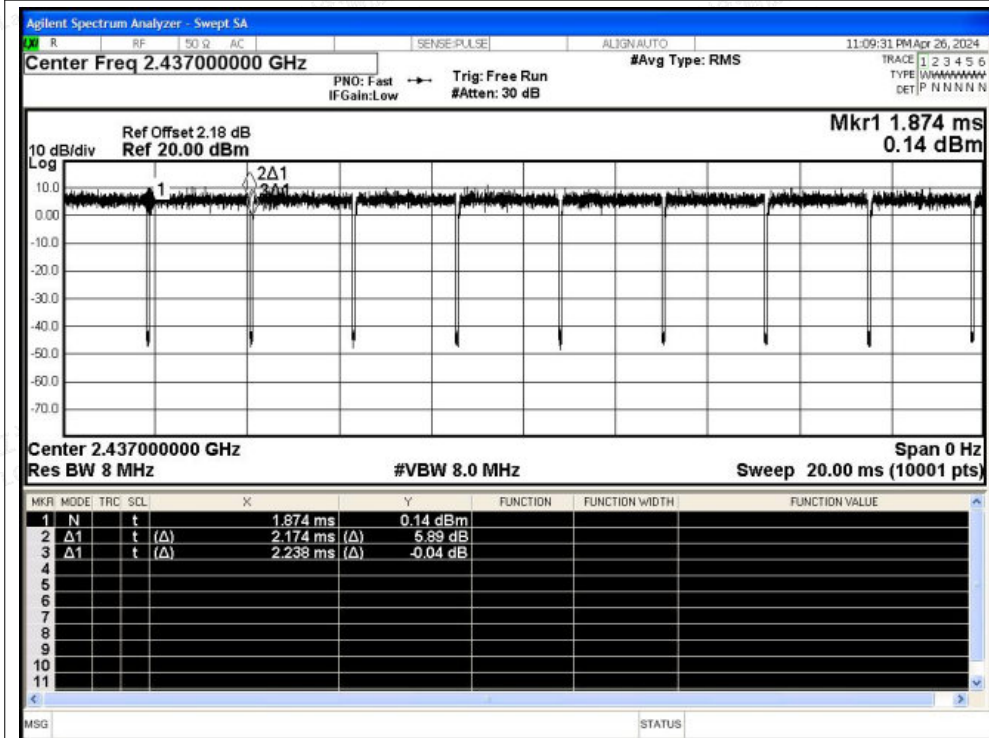
Duty Cycle NVNT n40 2422MHz Ant2



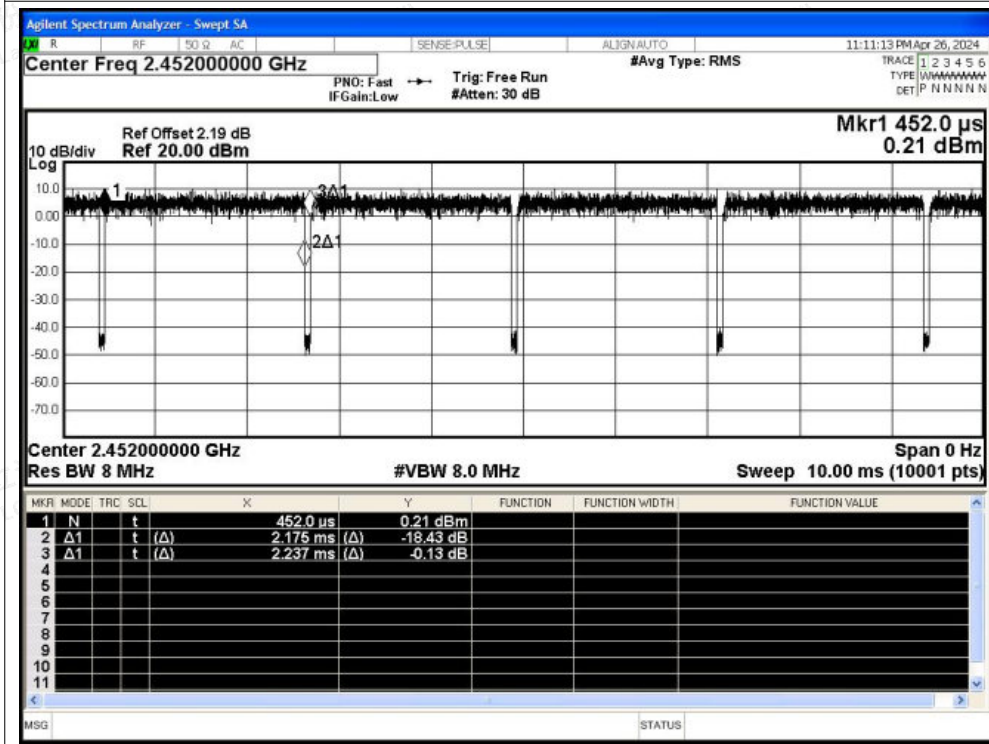




Duty Cycle NVNT n40 2437MHz Ant2



Duty Cycle NVNT n40 2452MHz Ant2



Shenzhen LCS Compliance Testing Laboratory Ltd.

Add: 101, 201 Bldg A & 301 Bldg C, Juji Industrial Park Yabianxueziwei, Shajing Street, Baoan District, Shenzhen, 518000, China

Tel: +(86) 0755-82591330 | E-mail: webmaster@lcs-cert.com | Web: www.lcs-cert.com

Scan code to check authenticity



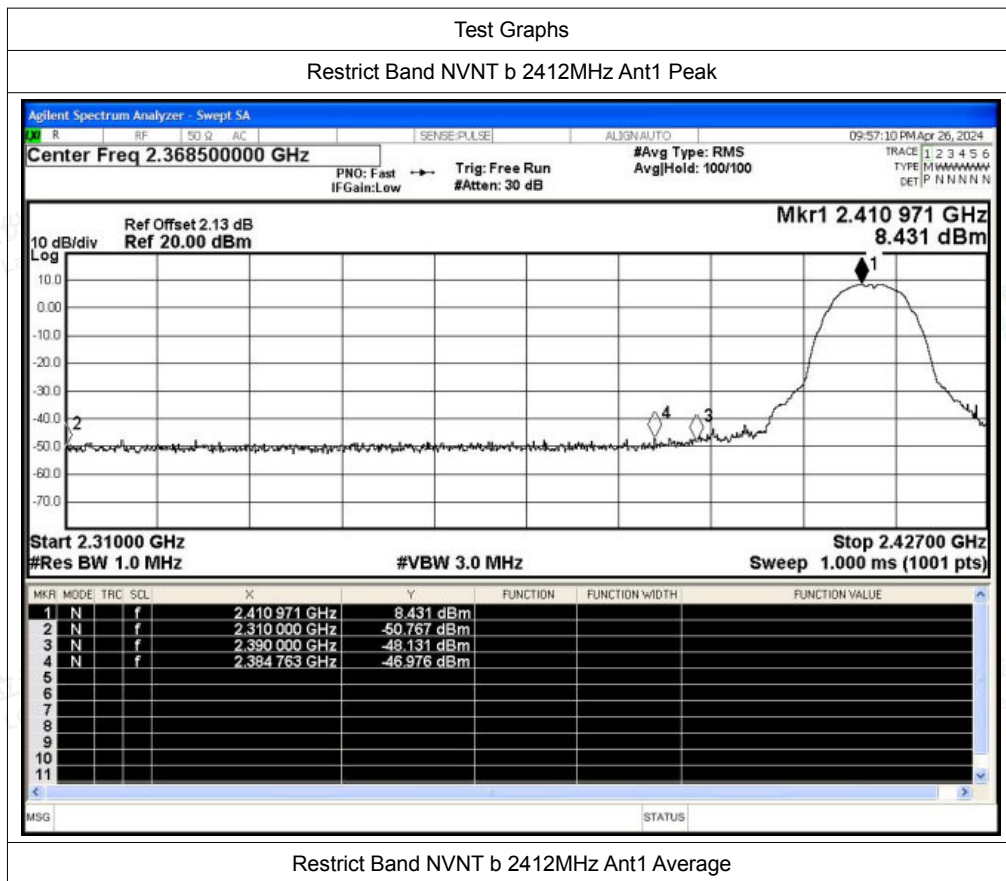
### A.7 Restrict Band

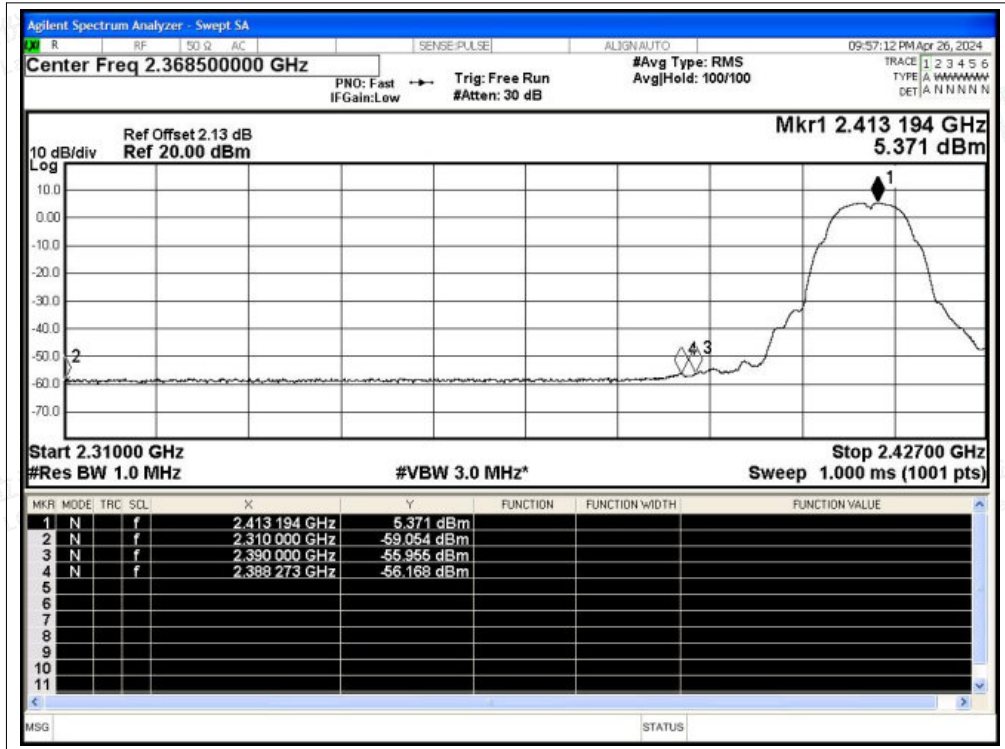
Condition	Mode	Frequency (MHz)	Antenna	Spur Freq (MHz)	Power (dBm)	Gain (dBi)	Duty Factor (dB)	E (dBUV/m)	Detector	Limit (dBUV/m)	Verdict
NVNT	b	2412	Ant1	2310	-50.77	3.18	-	47.67	Peak	74	Pass
NVNT	b	2412	Ant1	2310	-59.05	3.18	0	39.39	Average	54	Pass
NVNT	b	2412	Ant1	2384.763	-46.98	3.18	-	51.46	Peak	74	Pass
NVNT	b	2412	Ant1	2388.273	-56.17	3.18	0	42.27	Average	54	Pass
NVNT	b	2412	Ant1	2390	-48.13	3.18	-	50.31	Peak	74	Pass
NVNT	b	2412	Ant1	2390	-55.96	3.18	0	42.48	Average	54	Pass
NVNT	b	2462	Ant1	2483.5	-44.79	3.18	-	53.65	Peak	74	Pass
NVNT	b	2462	Ant1	2483.5	-53.93	3.18	0	44.51	Average	54	Pass
NVNT	b	2462	Ant1	2486.538	-42.9	3.18	-	55.54	Peak	74	Pass
NVNT	b	2462	Ant1	2484.259	-53.61	3.18	0	44.83	Average	54	Pass
NVNT	b	2462	Ant1	2500	-50.59	3.18	-	47.85	Peak	74	Pass
NVNT	b	2462	Ant1	2500	-58.08	3.18	0	40.36	Average	54	Pass
NVNT	g	2412	Ant1	2310	-50.23	3.18	-	48.21	Peak	74	Pass
NVNT	g	2412	Ant1	2310	-59.46	3.18	0.1	39.08	Average	54	Pass
NVNT	g	2412	Ant1	2388.975	-37.82	3.18	-	60.62	Peak	74	Pass
NVNT	g	2412	Ant1	2389.443	-52.15	3.18	0.1	46.39	Average	54	Pass
NVNT	g	2412	Ant1	2390	-40.35	3.18	-	58.09	Peak	74	Pass
NVNT	g	2412	Ant1	2390	-51.9	3.18	0.1	46.64	Average	54	Pass
NVNT	g	2462	Ant1	2483.5	-32.83	3.18	-	65.61	Peak	74	Pass
NVNT	g	2462	Ant1	2483.5	-49	3.18	0.1	49.54	Average	54	Pass
NVNT	g	2462	Ant1	2483.888	-30.9	3.18	-	67.54	Peak	74	Pass
NVNT	g	2462	Ant1	2483.888	-47.17	3.18	0.1	51.37	Average	54	Pass
NVNT	g	2462	Ant1	2500	-49.38	3.18	-	49.06	Peak	74	Pass
NVNT	g	2462	Ant1	2500	-57.62	3.18	0.1	40.92	Average	54	Pass
NVNT	n20	2412	Ant1	2310	-50.8	3.18	-	47.64	Peak	74	Pass
NVNT	n20	2412	Ant1	2310	-58.72	3.18	0.12	39.84	Average	54	Pass
NVNT	n20	2412	Ant1	2389.677	-36.79	3.18	-	61.65	Peak	74	Pass
NVNT	n20	2412	Ant1	2389.56	-52.07	3.18	0.12	46.49	Average	54	Pass
NVNT	n20	2412	Ant1	2390	-39.42	3.18	-	59.02	Peak	74	Pass
NVNT	n20	2412	Ant1	2390	-53.3	3.18	0.12	45.26	Average	54	Pass
NVNT	n20	2462	Ant1	2483.5	-41.71	3.18	-	56.73	Peak	74	Pass
NVNT	n20	2462	Ant1	2483.5	-53.98	3.18	0.12	44.58	Average	54	Pass
NVNT	n20	2462	Ant1	2484.259	-36.47	3.18	-	61.97	Peak	74	Pass
NVNT	n20	2462	Ant1	2483.782	-51.73	3.18	0.12	46.83	Average	54	Pass
NVNT	n20	2462	Ant1	2500	-50.48	3.18	-	47.96	Peak	74	Pass
NVNT	n20	2462	Ant1	2500	-57.99	3.18	0.12	40.57	Average	54	Pass
NVNT	n40	2422	Ant1	2310	-50.52	3.18	-	47.92	Peak	74	Pass





NVNT	n40	2422	Ant1	2310	-58.67	3.18	0.24	40.01	Average	54	Pass
NVNT	n40	2422	Ant1	2388.384	-37.94	3.18	-	60.5	Peak	74	Pass
NVNT	n40	2422	Ant1	2389.804	-52.67	3.18	0.24	46.01	Average	54	Pass
NVNT	n40	2422	Ant1	2390	-39.79	3.18	-	58.65	Peak	74	Pass
NVNT	n40	2422	Ant1	2390	-52.75	3.18	0.24	45.93	Average	54	Pass
NVNT	n40	2452	Ant1	2483.5	-39.56	3.18	-	58.88	Peak	74	Pass
NVNT	n40	2452	Ant1	2483.5	-54.71	3.18	0.12	43.85	Average	54	Pass
NVNT	n40	2452	Ant1	2484.712	-37.5	3.18	-	60.94	Peak	74	Pass
NVNT	n40	2452	Ant1	2483.932	-52.89	3.18	0.12	45.67	Average	54	Pass
NVNT	n40	2452	Ant1	2500	-49.92	3.18	-	48.52	Peak	74	Pass
NVNT	n40	2452	Ant1	2500	-57.75	3.18	0.12	40.81	Average	54	Pass

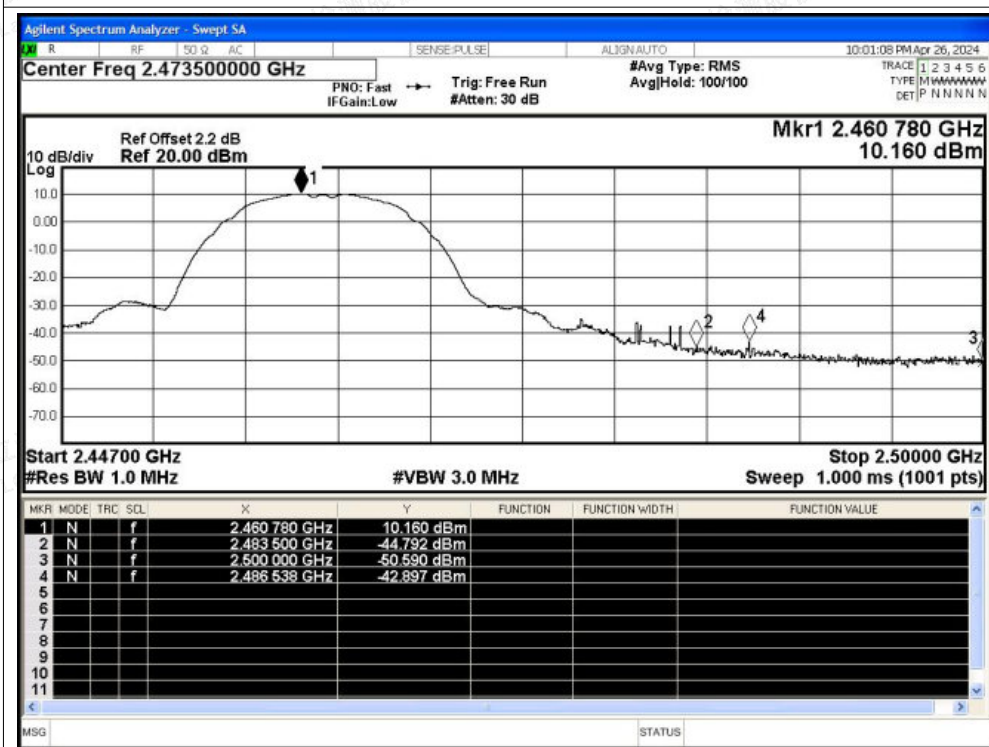




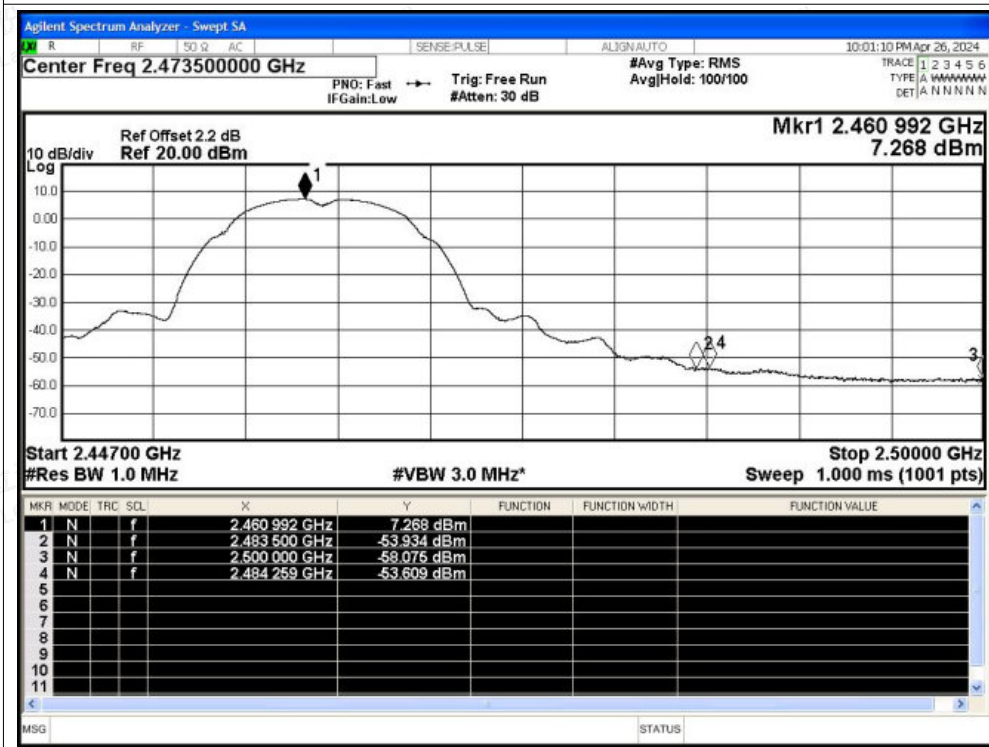




Restrict Band NVNT b 2462MHz Ant1 Peak



Restrict Band NVNT b 2462MHz Ant1 Average



Shenzhen LCS Compliance Testing Laboratory Ltd.

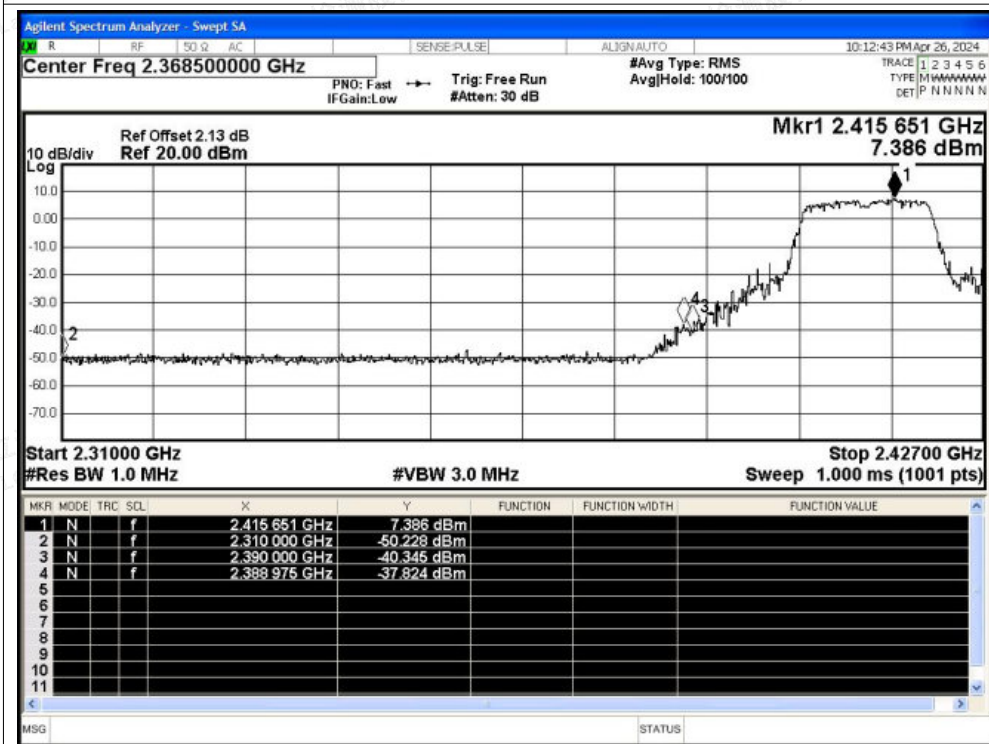
Add: 101, 201 Bldg A & 301 Bldg C, Juji Industrial Park Yabianxueziwei, Shajing Street, Baoan District, Shenzhen, 518000, China

Tel: +(86) 0755-82591330 | E-mail: webmaster@lcs-cert.com | Web: www.lcs-cert.com

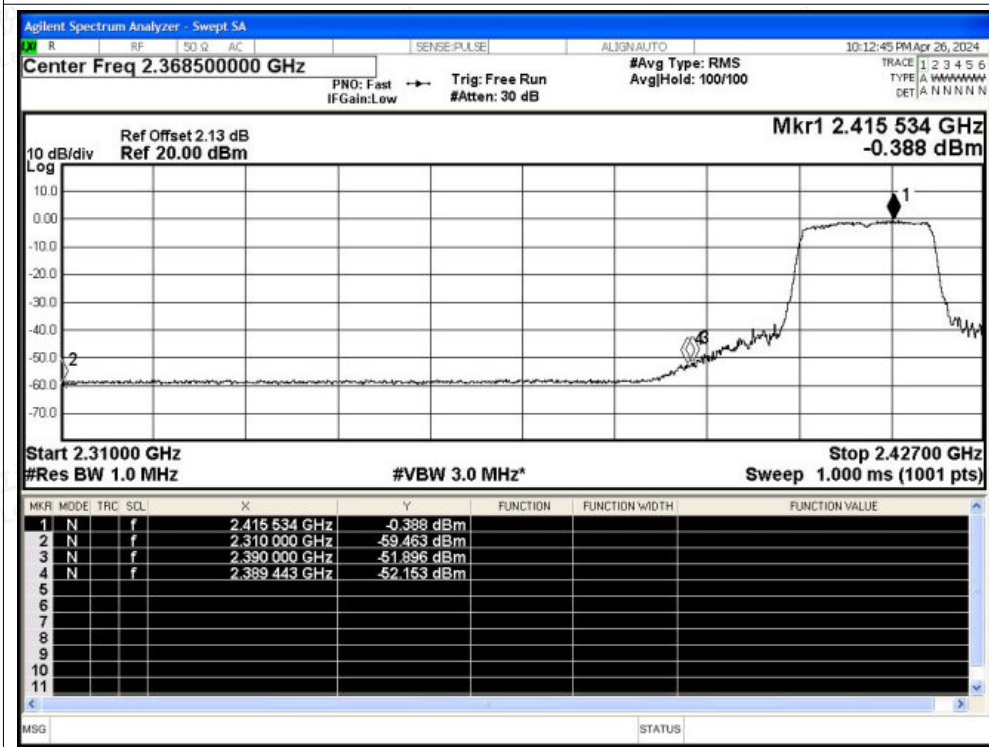
Scan code to check authenticity



Restrict Band NVNT g 2412MHz Ant1 Peak



Restrict Band NVNT g 2412MHz Ant1 Average



Shenzhen LCS Compliance Testing Laboratory Ltd.

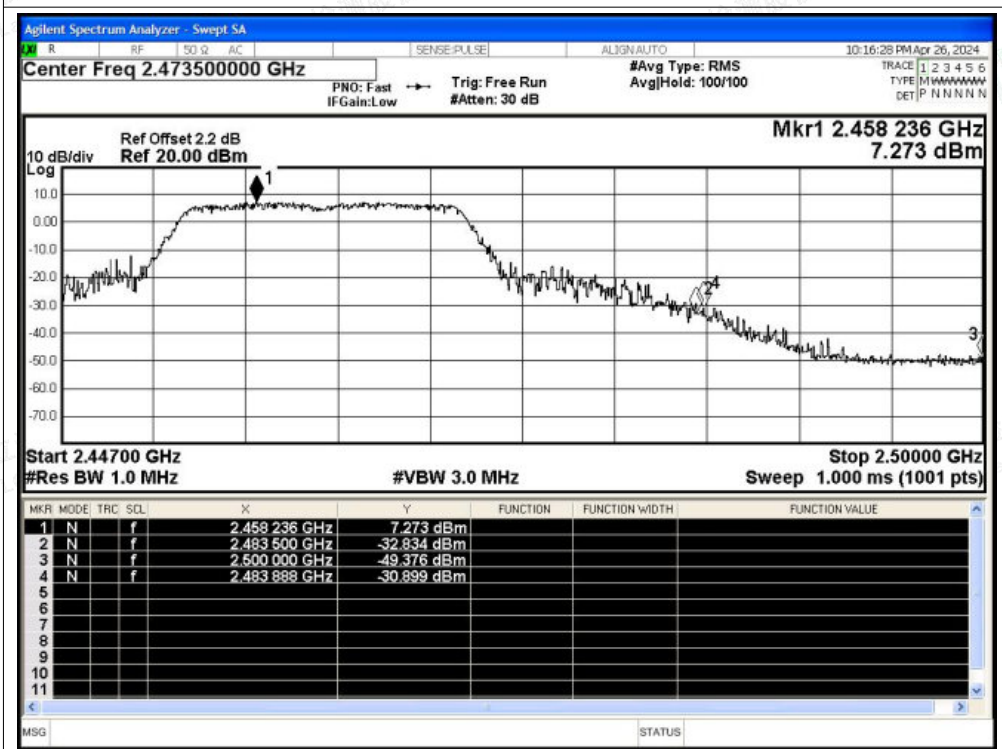
Add: 101, 201 Bldg A & 301 Bldg C, Juji Industrial Park Yabianxueziwei, Shajing Street, Baoan District, Shenzhen, 518000, China

Tel: +(86) 0755-82591330 | E-mail: webmaster@lcs-cert.com | Web: www.lcs-cert.com

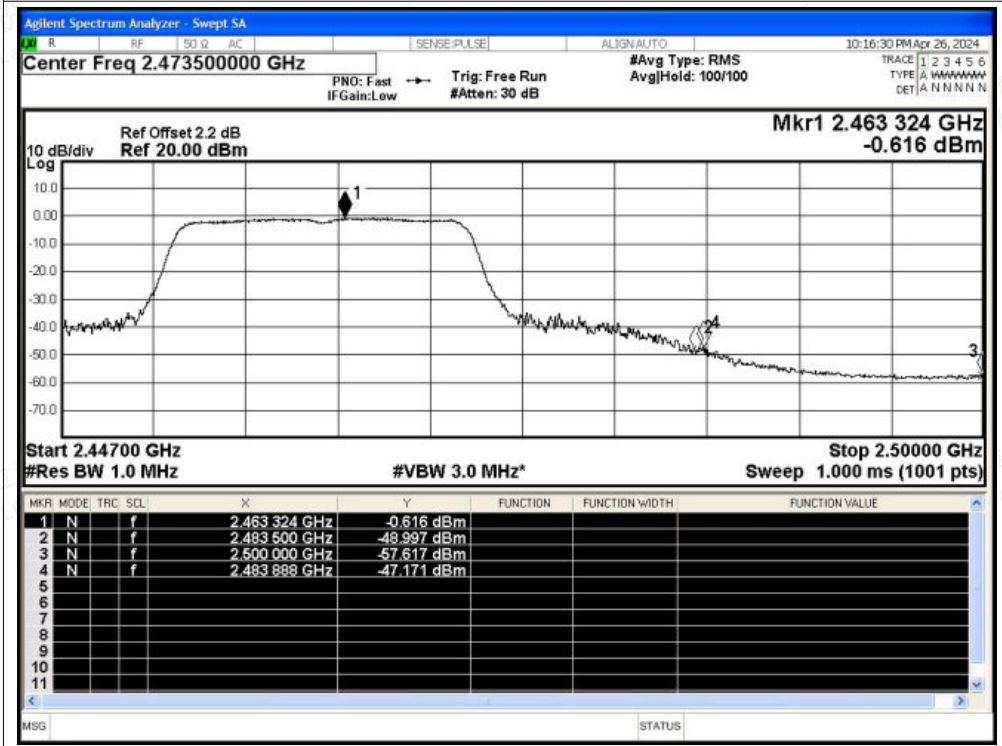
Scan code to check authenticity



Restrict Band NVNT g 2462MHz Ant1 Peak



Restrict Band NVNT g 2462MHz Ant1 Average



Shenzhen LCS Compliance Testing Laboratory Ltd.

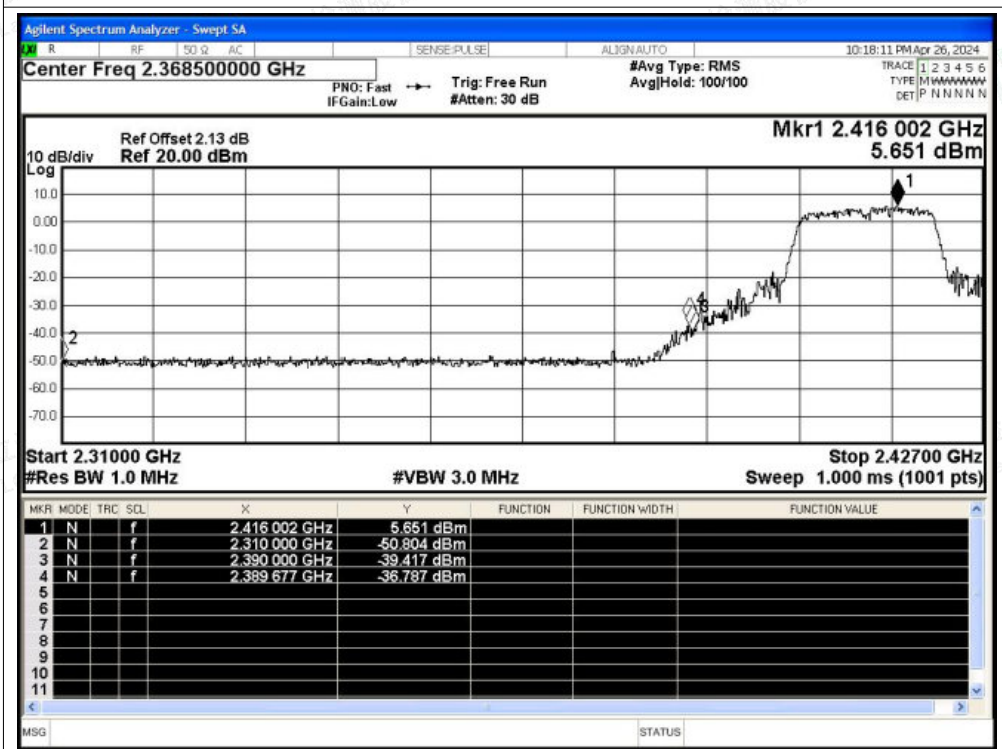
Add: 101, 201 Bldg A & 301 Bldg C, Juji Industrial Park Yabianxueziwei, Shajing Street, Baoan District, Shenzhen, 518000, China

Tel: +(86) 0755-82591330 | E-mail: webmaster@lcs-cert.com | Web: www.lcs-cert.com

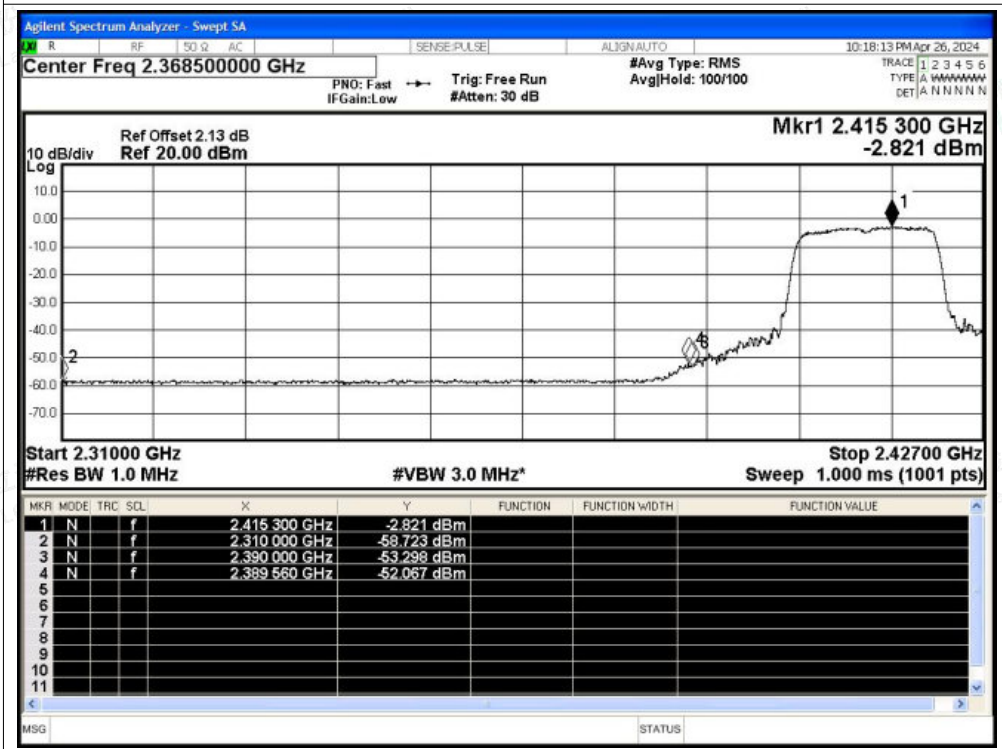
Scan code to check authenticity



Restrict Band NVNT n20 2412MHz Ant1 Peak



Restrict Band NVNT n20 2412MHz Ant1 Average



Shenzhen LCS Compliance Testing Laboratory Ltd.

Add: 101, 201 Bldg A & 301 Bldg C, Juji Industrial Park Yabianxueziwei, Shajing Street, Baoan District, Shenzhen, 518000, China

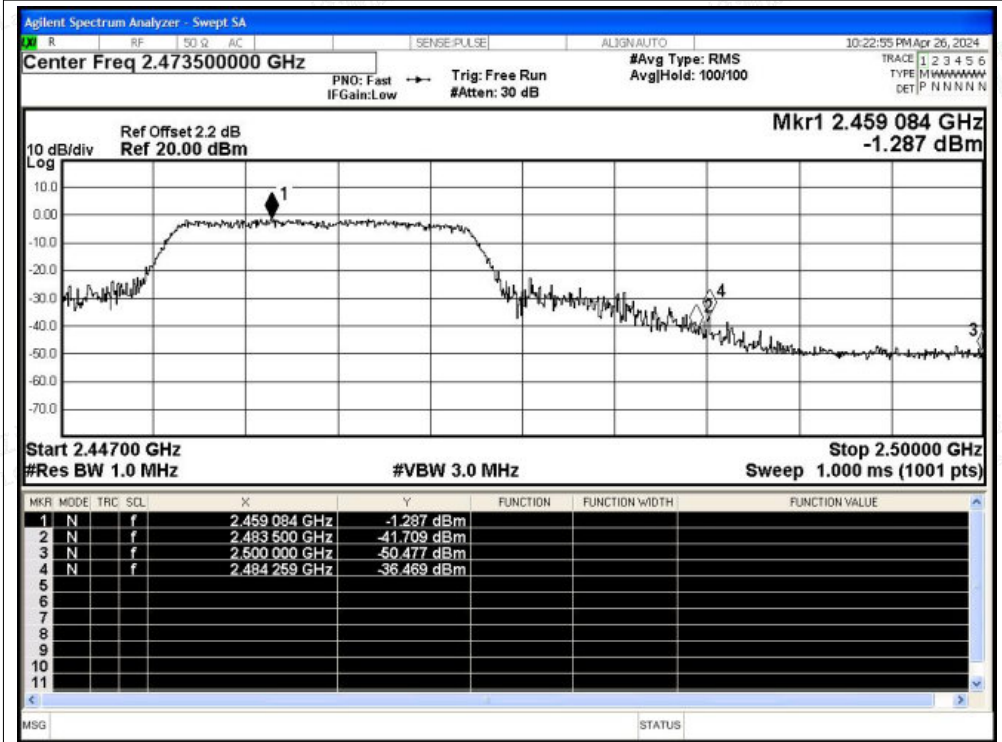
Tel: +(86) 0755-82591330 | E-mail: webmaster@lcs-cert.com | Web: www.lcs-cert.com

Scan code to check authenticity

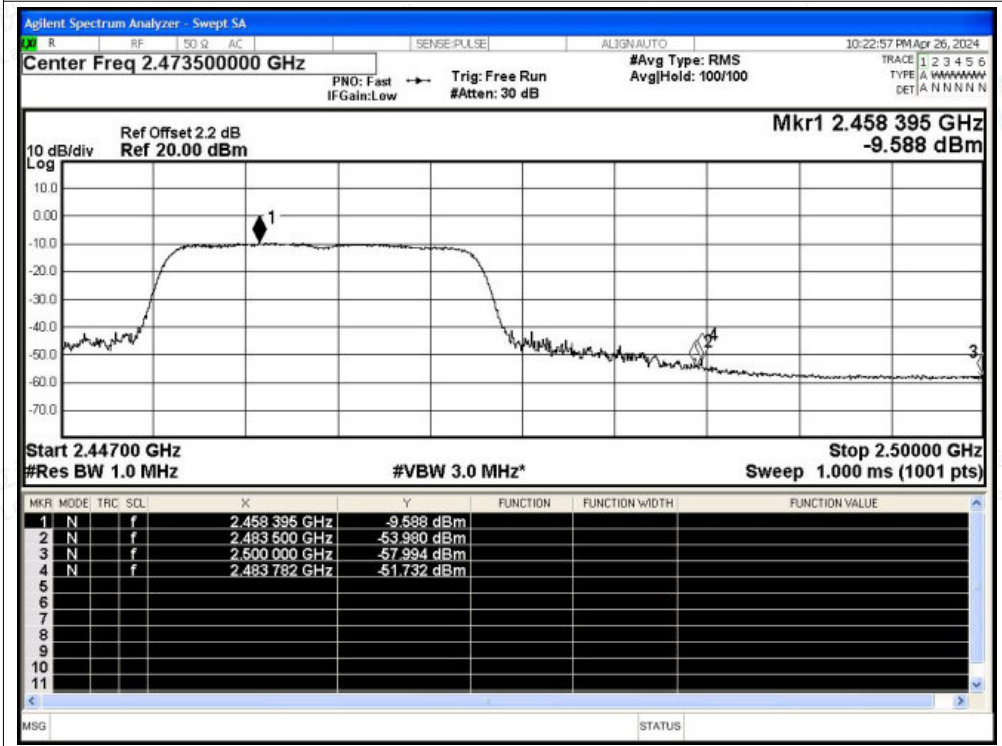




Restrict Band NVNT n20 2462MHz Ant1 Peak



Restrict Band NVNT n20 2462MHz Ant1 Average



Shenzhen LCS Compliance Testing Laboratory Ltd.

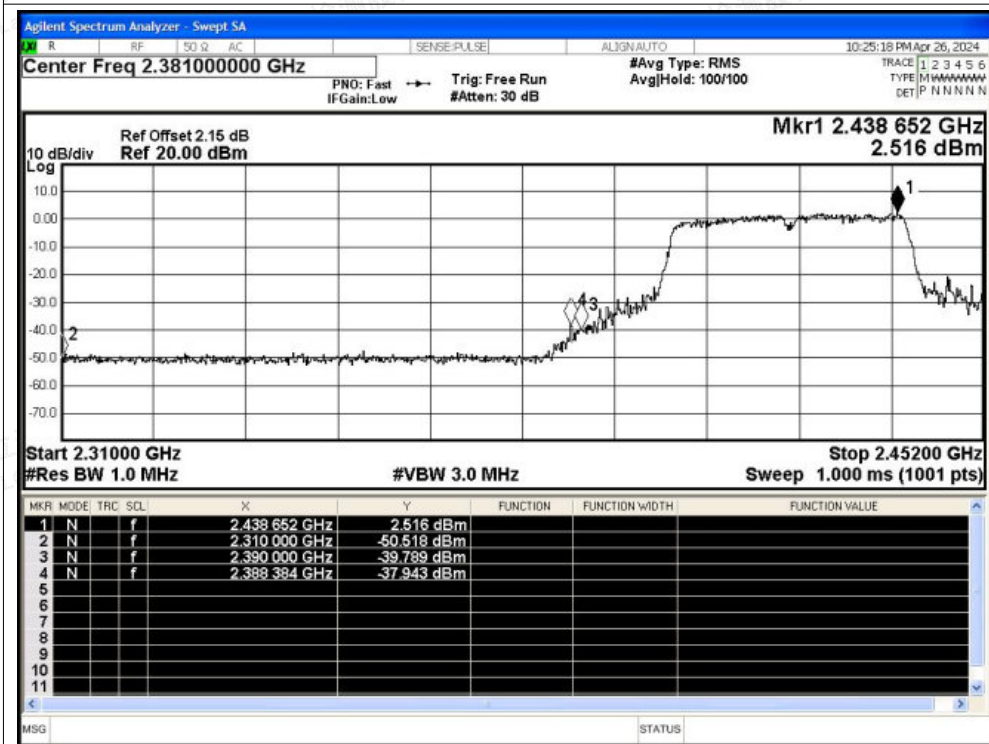
Add: 101, 201 Bldg A & 301 Bldg C, Juji Industrial Park Yabianxueziwei, Shajing Street, Baoan District, Shenzhen, 518000, China

Tel: +(86) 0755-82591330 | E-mail: webmaster@lcs-cert.com | Web: www.lcs-cert.com

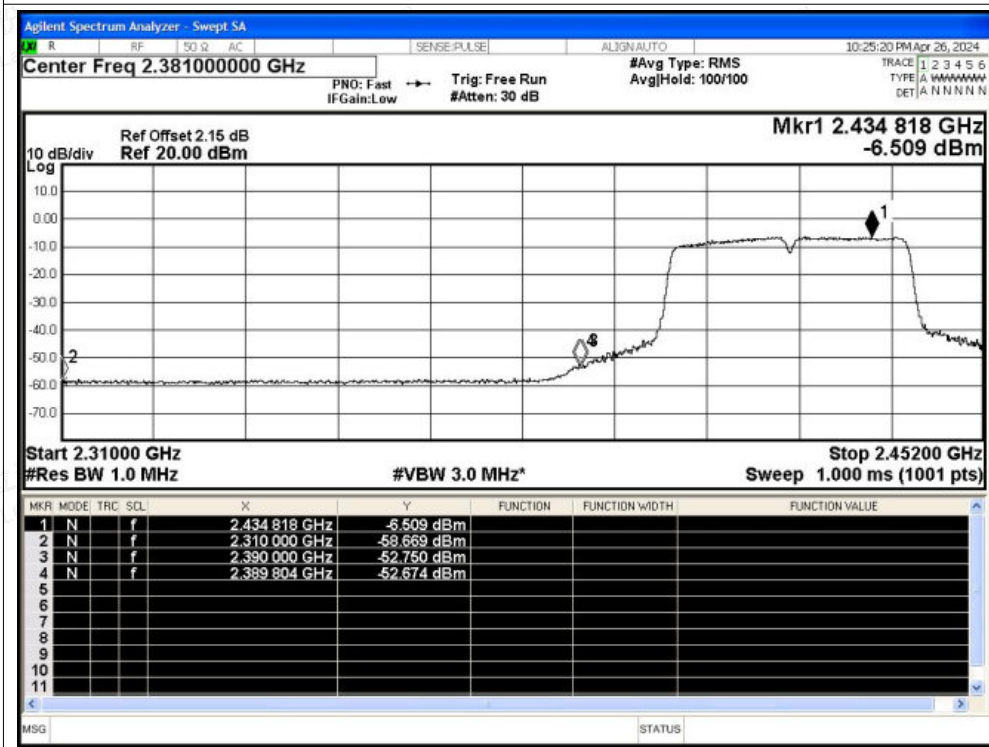
Scan code to check authenticity



Restrict Band NVNT n40 2422MHz Ant1 Peak



Restrict Band NVNT n40 2422MHz Ant1 Average



Shenzhen LCS Compliance Testing Laboratory Ltd.

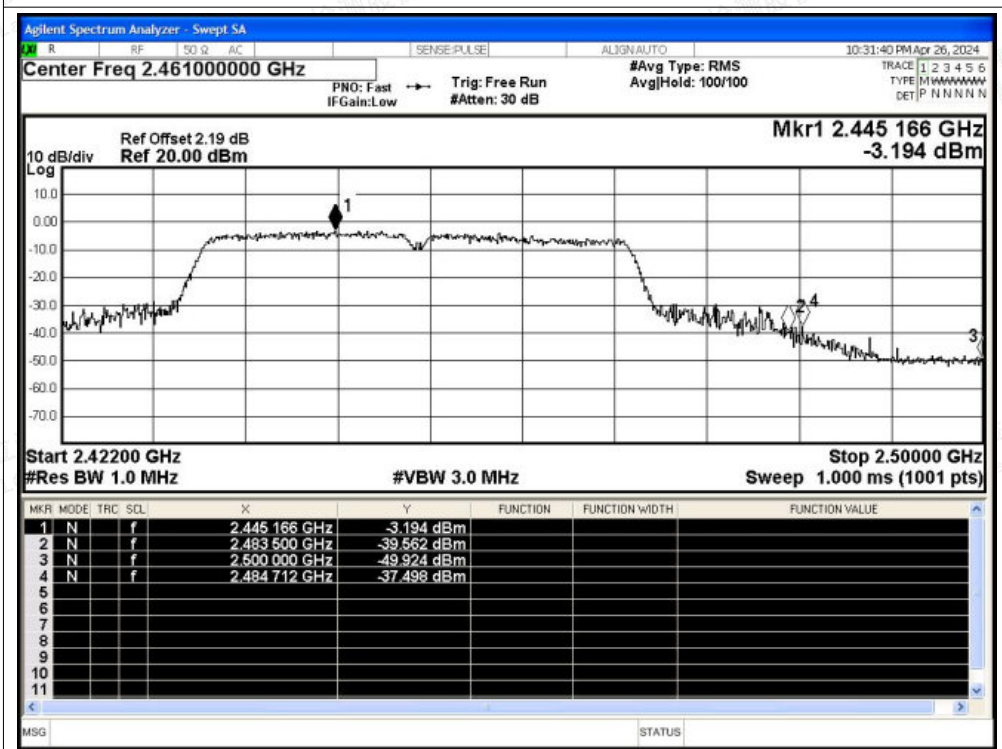
Add: 101, 201 Bldg A & 301 Bldg C, Juji Industrial Park Yabianxueziwei, Shajing Street, Baoan District, Shenzhen, 518000, China

Tel: +(86) 0755-82591330 | E-mail: webmaster@lcs-cert.com | Web: www.lcs-cert.com

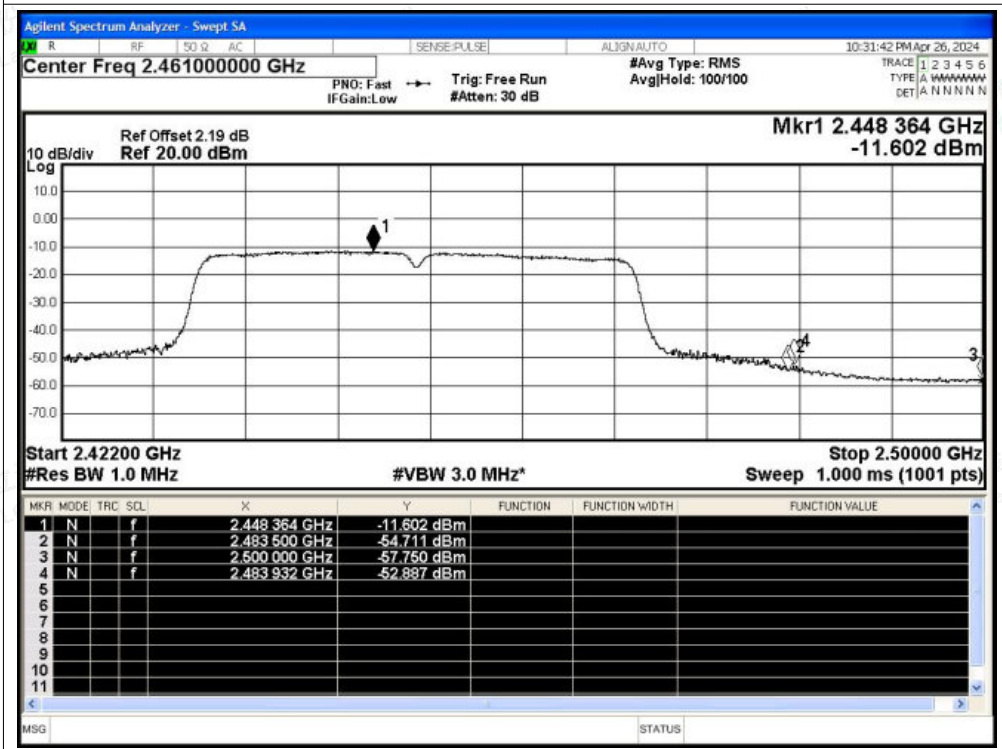
Scan code to check authenticity



Restrict Band NVNT n40 2452MHz Ant1 Peak



Restrict Band NVNT n40 2452MHz Ant1 Average



Shenzhen LCS Compliance Testing Laboratory Ltd.

Add: 101, 201 Bldg A & 301 Bldg C, Juji Industrial Park Yabianxueziwei, Shajing Street, Baoan District, Shenzhen, 518000, China

Tel: +(86) 0755-82591330 | E-mail: webmaster@lcs-cert.com | Web: www.lcs-cert.com

Scan code to check authenticity



Condition	Mode	Frequency (MHz)	Antenna	Spur Freq (MHz)	Power (dBm)	Gain (dBi)	Duty Factor (dB)	E (dBuV/m)	Detector	Limit (dBuV/m)	Verdict
NVNT	b	2412	Ant2	2310	-51.07	3.18	-	47.37	Peak	74	Pass
NVNT	b	2412	Ant2	2310	-58.82	3.18	0	39.62	Average	54	Pass
NVNT	b	2412	Ant2	2388.975	-46.17	3.18	-	52.27	Peak	74	Pass
NVNT	b	2412	Ant2	2389.326	-54.59	3.18	0	43.85	Average	54	Pass
NVNT	b	2412	Ant2	2390	-49.5	3.18	-	48.94	Peak	74	Pass
NVNT	b	2412	Ant2	2390	-55.98	3.18	0	42.46	Average	54	Pass
NVNT	b	2462	Ant2	2483.5	-48.53	3.18	-	49.91	Peak	74	Pass
NVNT	b	2462	Ant2	2483.5	-54.58	3.18	0	43.86	Average	54	Pass
NVNT	b	2462	Ant2	2483.835	-44.69	3.18	-	53.75	Peak	74	Pass
NVNT	b	2462	Ant2	2483.517	-54.58	3.18	0	43.86	Average	54	Pass
NVNT	b	2462	Ant2	2500	-50.15	3.18	-	48.29	Peak	74	Pass
NVNT	b	2462	Ant2	2500	-58.01	3.18	0	40.43	Average	54	Pass
NVNT	g	2412	Ant2	2310	-50.84	3.18	-	47.6	Peak	74	Pass
NVNT	g	2412	Ant2	2310	-58.73	3.18	0.24	39.95	Average	54	Pass
NVNT	g	2412	Ant2	2389.326	-35.58	3.18	-	62.86	Peak	74	Pass
NVNT	g	2412	Ant2	2389.56	-53.15	3.18	0.24	45.53	Average	54	Pass
NVNT	g	2412	Ant2	2390	-40.54	3.18	-	57.9	Peak	74	Pass
NVNT	g	2412	Ant2	2390	-53.03	3.18	0.24	45.65	Average	54	Pass
NVNT	g	2462	Ant2	2483.5	-44.3	3.18	-	54.14	Peak	74	Pass
NVNT	g	2462	Ant2	2483.5	-53.52	3.18	0.1	45.02	Average	54	Pass
NVNT	g	2462	Ant2	2484.153	-36.69	3.18	-	61.75	Peak	74	Pass
NVNT	g	2462	Ant2	2483.517	-53.52	3.18	0.1	45.02	Average	54	Pass
NVNT	g	2462	Ant2	2500	-48.05	3.18	-	50.39	Peak	74	Pass
NVNT	g	2462	Ant2	2500	-57.95	3.18	0.1	40.59	Average	54	Pass
NVNT	n20	2412	Ant2	2310	-50.16	3.18	-	48.28	Peak	74	Pass
NVNT	n20	2412	Ant2	2310	-59.05	3.18	0.12	39.51	Average	54	Pass
NVNT	n20	2412	Ant2	2388.975	-37.07	3.18	-	61.37	Peak	74	Pass
NVNT	n20	2412	Ant2	2389.677	-53.23	3.18	0.12	45.33	Average	54	Pass
NVNT	n20	2412	Ant2	2390	-37.17	3.18	-	61.27	Peak	74	Pass
NVNT	n20	2412	Ant2	2390	-53.62	3.18	0.12	44.94	Average	54	Pass
NVNT	n20	2462	Ant2	2483.5	-41.08	3.18	-	57.36	Peak	74	Pass
NVNT	n20	2462	Ant2	2483.5	-55.1	3.18	0.12	43.46	Average	54	Pass
NVNT	n20	2462	Ant2	2484.63	-38.99	3.18	-	59.45	Peak	74	Pass
NVNT	n20	2462	Ant2	2483.782	-53.77	3.18	0.12	44.79	Average	54	Pass
NVNT	n20	2462	Ant2	2500	-50.94	3.18	-	47.5	Peak	74	Pass
NVNT	n20	2462	Ant2	2500	-58.87	3.18	0.12	39.69	Average	54	Pass
NVNT	n40	2422	Ant2	2310	-51.48	3.18	-	46.96	Peak	74	Pass
NVNT	n40	2422	Ant2	2310	-58.93	3.18	0.12	39.63	Average	54	Pass
NVNT	n40	2422	Ant2	2389.662	-34.63	3.18	-	63.81	Peak	74	Pass



Shenzhen LCS Compliance Testing Laboratory Ltd.

Add: 101, 201 Bldg A &amp; 301 Bldg C, Juji Industrial Park Yabianxueziwei, Shajing Street, Baoan District, Shenzhen, 518000, China

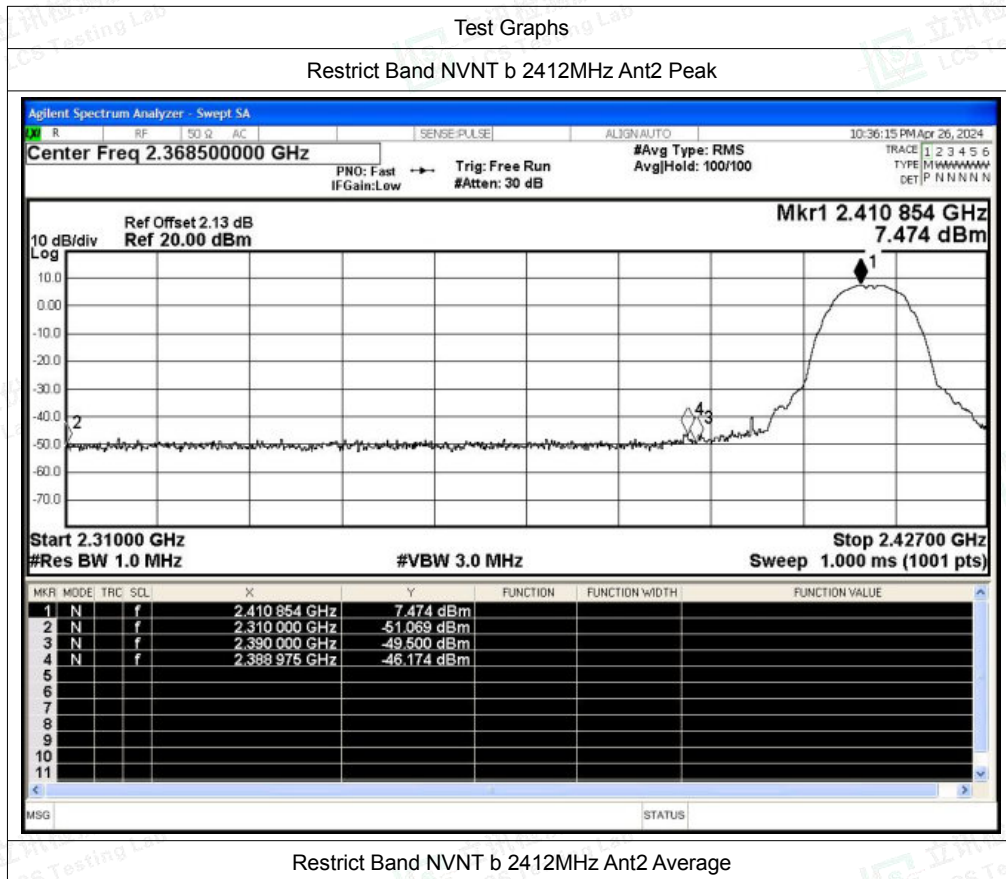
Tel: +(86) 0755-82591330 | E-mail: webmaster@lcs-cert.com | Web: www.lcs-cert.com

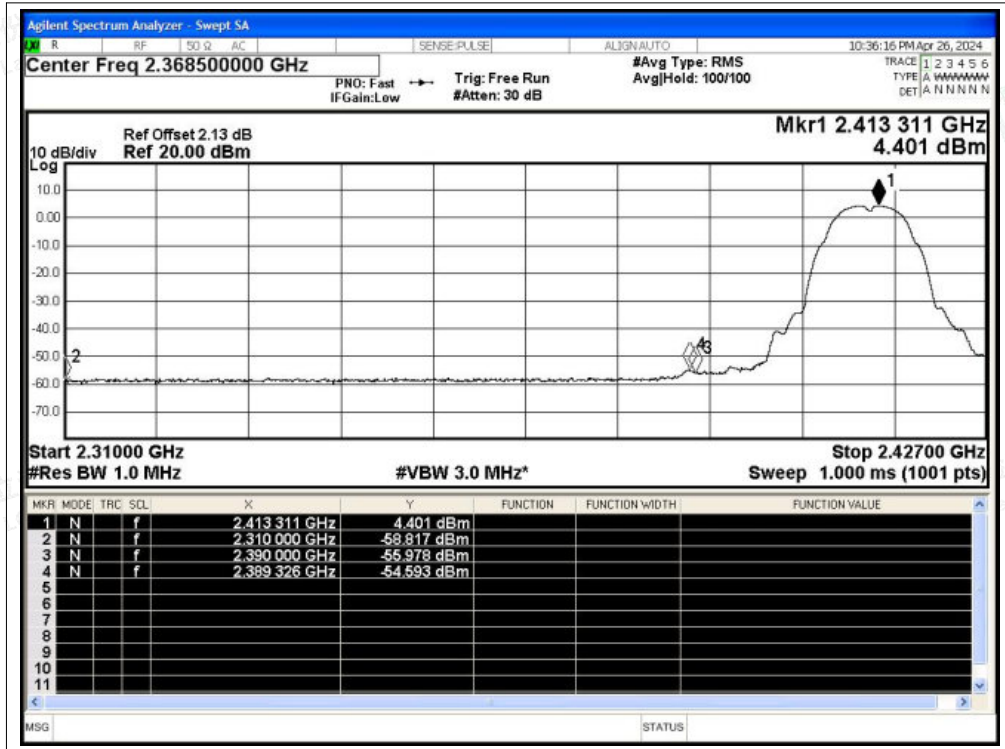
Scan code to check authenticity





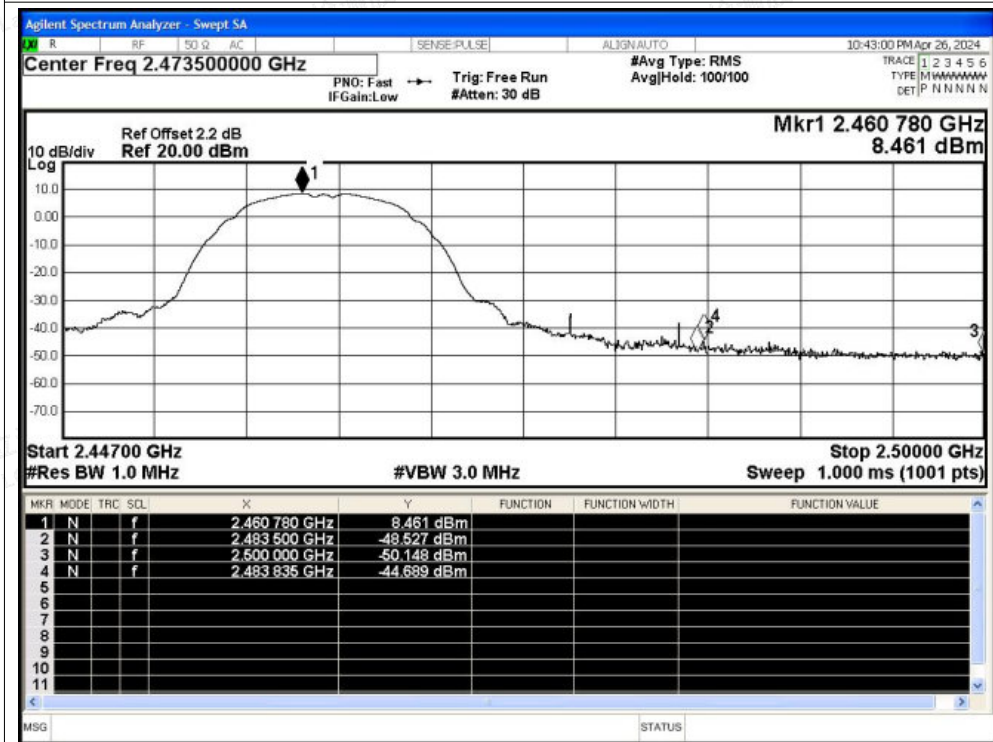
NVNT	n40	2422	Ant2	2389.946	-54.14	3.18	0.12	44.42	Average	54	Pass
NVNT	n40	2422	Ant2	2390	-42.09	3.18	-	56.35	Peak	74	Pass
NVNT	n40	2422	Ant2	2390	-54.14	3.18	0.12	44.42	Average	54	Pass
NVNT	n40	2452	Ant2	2483.5	-35.17	3.18	-	63.27	Peak	74	Pass
NVNT	n40	2452	Ant2	2483.5	-53.12	3.18	0.12	45.44	Average	54	Pass
NVNT	n40	2452	Ant2	2485.102	-37.71	3.18	-	60.73	Peak	74	Pass
NVNT	n40	2452	Ant2	2483.698	-52.26	3.18	0.12	46.3	Average	54	Pass
NVNT	n40	2452	Ant2	2500	-51.3	3.18	-	47.14	Peak	74	Pass
NVNT	n40	2452	Ant2	2500	-58.02	3.18	0.12	40.54	Average	54	Pass



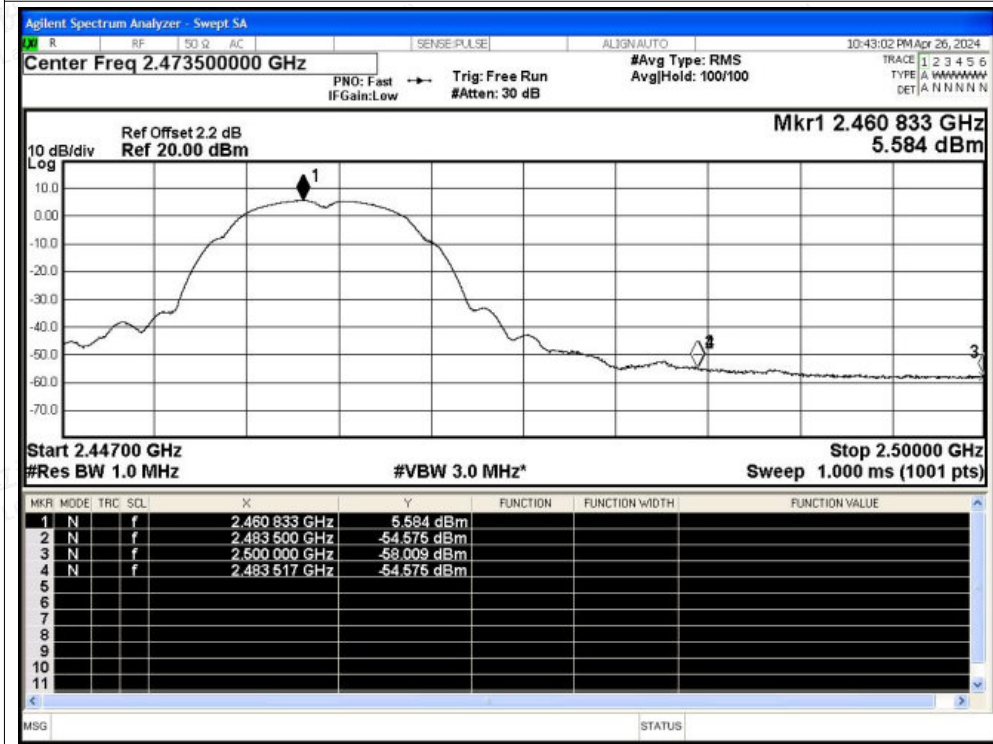




Restrict Band NVNT b 2462MHz Ant2 Peak



Restrict Band NVNT b 2462MHz Ant2 Average



Shenzhen LCS Compliance Testing Laboratory Ltd.

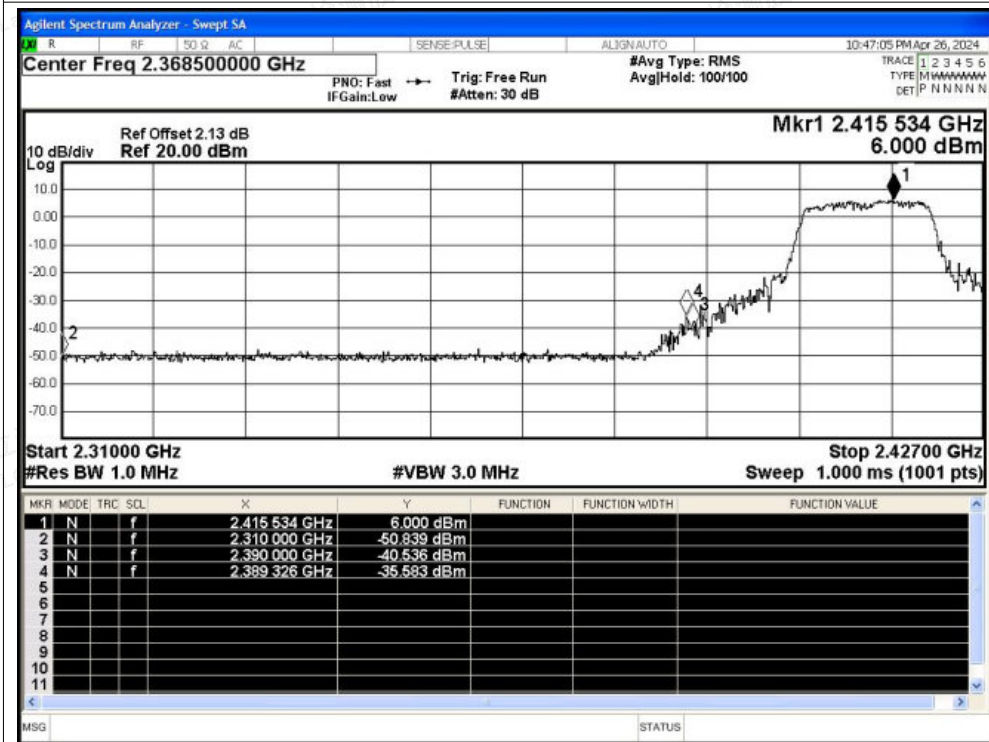
Add: 101, 201 Bldg A & 301 Bldg C, Juji Industrial Park Yabianxueziwei, Shajing Street, Baoan District, Shenzhen, 518000, China

Tel: +(86) 0755-82591330 | E-mail: webmaster@lcs-cert.com | Web: www.lcs-cert.com

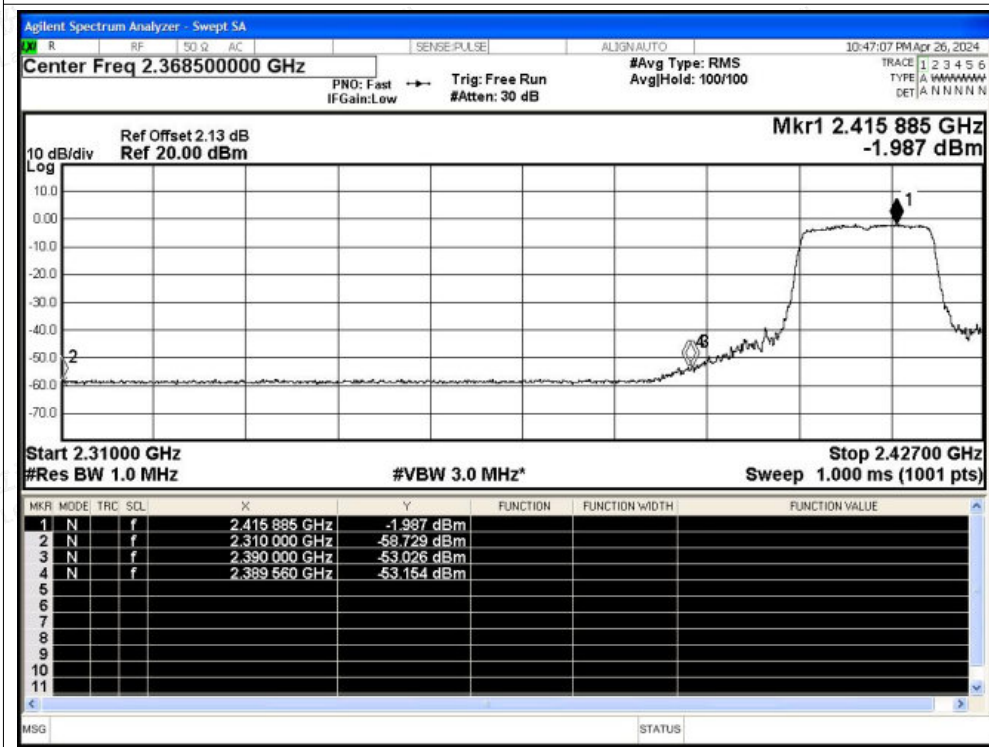
Scan code to check authenticity



Restrict Band NVNT g 2412MHz Ant2 Peak



Restrict Band NVNT g 2412MHz Ant2 Average



Shenzhen LCS Compliance Testing Laboratory Ltd.

Add: 101, 201 Bldg A & 301 Bldg C, Juji Industrial Park Yabianxueziwei, Shajing Street, Baoan District, Shenzhen, 518000, China

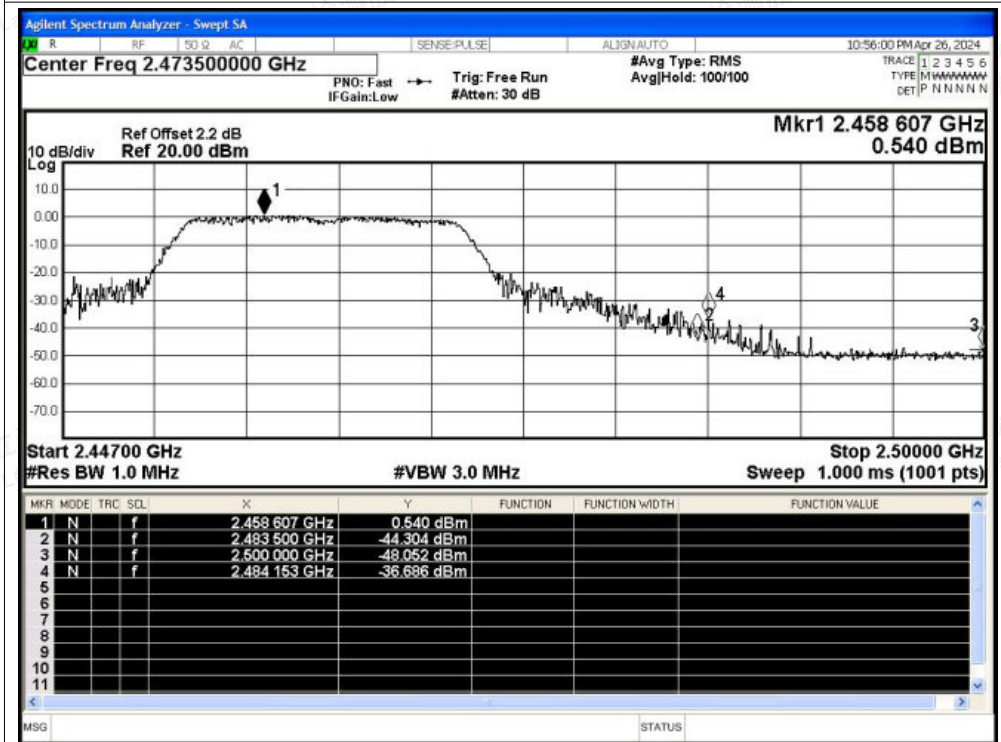
Tel: +(86) 0755-82591330 | E-mail: webmaster@lcs-cert.com | Web: www.lcs-cert.com

Scan code to check authenticity

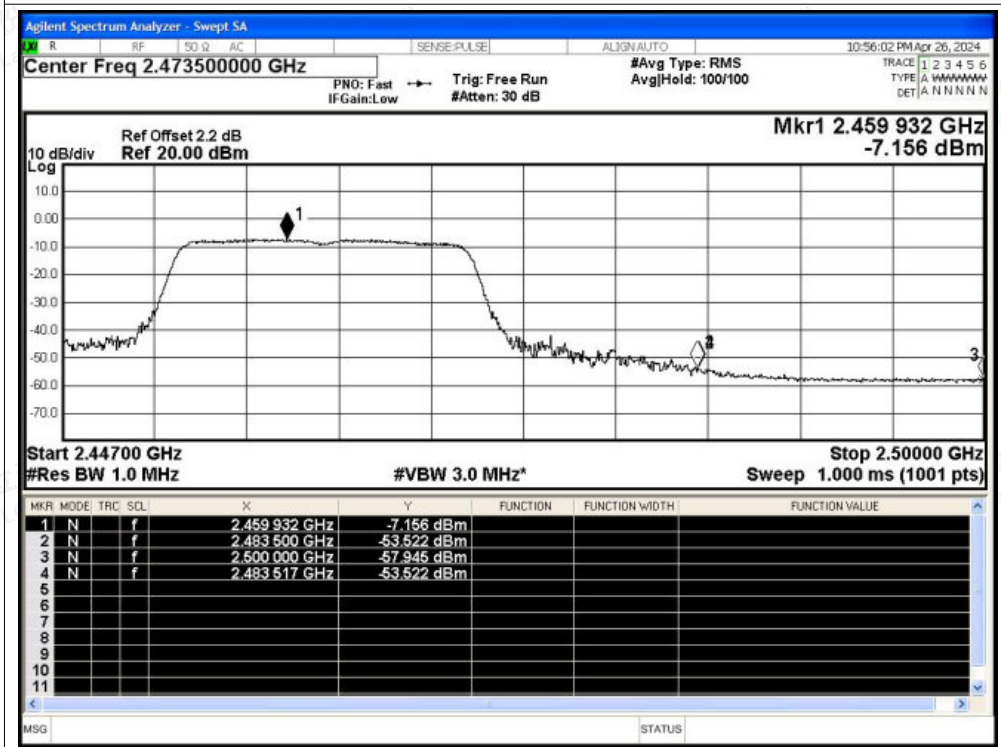




Restrict Band NVNT g 2462MHz Ant2 Peak



Restrict Band NVNT g 2462MHz Ant2 Average



Shenzhen LCS Compliance Testing Laboratory Ltd.

Add: 101, 201 Bldg A & 301 Bldg C, Juji Industrial Park Yabianxueziwei, Shajing Street, Baoan District, Shenzhen, 518000, China

Tel: +(86) 0755-82591330 | E-mail: webmaster@lcs-cert.com | Web: www.lcs-cert.com

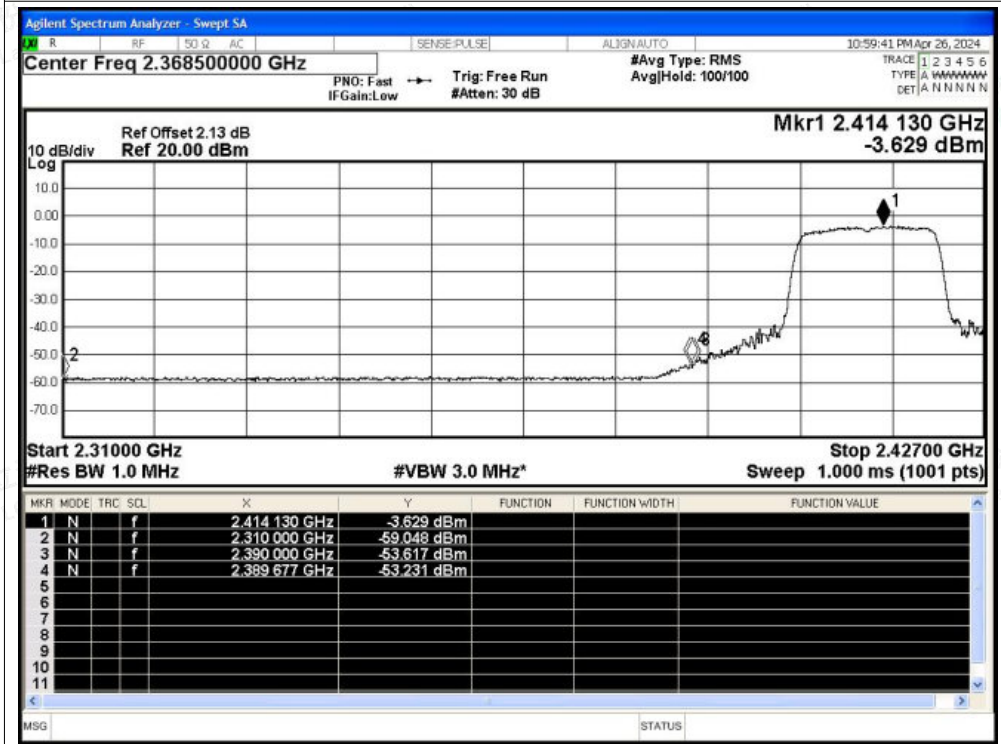
Scan code to check authenticity



Restrict Band NVNT n20 2412MHz Ant2 Peak



Restrict Band NVNT n20 2412MHz Ant2 Average



Shenzhen LCS Compliance Testing Laboratory Ltd.

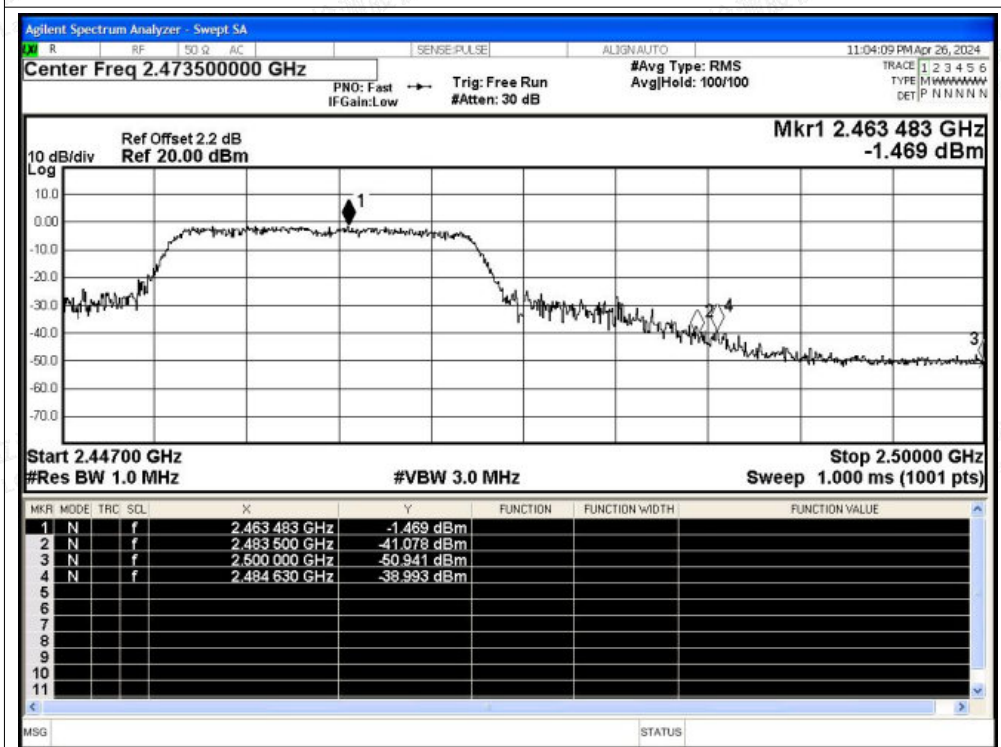
Add: 101, 201 Bldg A & 301 Bldg C, Juji Industrial Park Yabianxueziwei, Shajing Street, Baoan District, Shenzhen, 518000, China

Tel: +(86) 0755-82591330 | E-mail: webmaster@lcs-cert.com | Web: www.lcs-cert.com

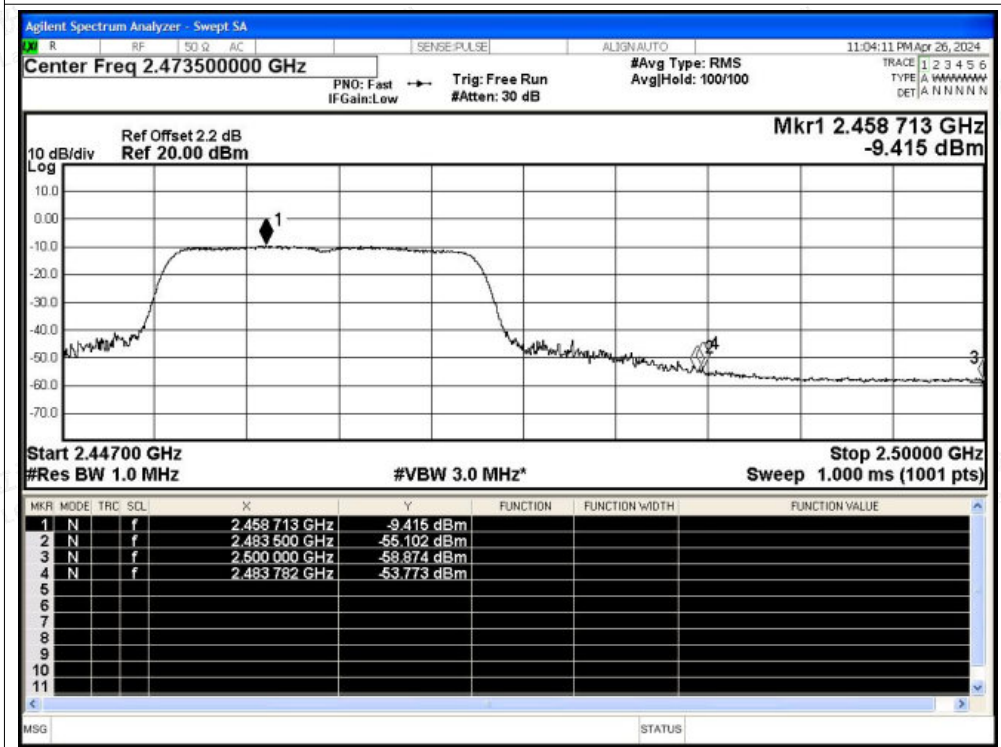
Scan code to check authenticity



Restrict Band NVNT n20 2462MHz Ant2 Peak



Restrict Band NVNT n20 2462MHz Ant2 Average



Shenzhen LCS Compliance Testing Laboratory Ltd.

Add: 101, 201 Bldg A & 301 Bldg C, Juji Industrial Park Yabianxueziwei, Shajing Street, Baoan District, Shenzhen, 518000, China

Tel: +(86) 0755-82591330 | E-mail: webmaster@lcs-cert.com | Web: www.lcs-cert.com

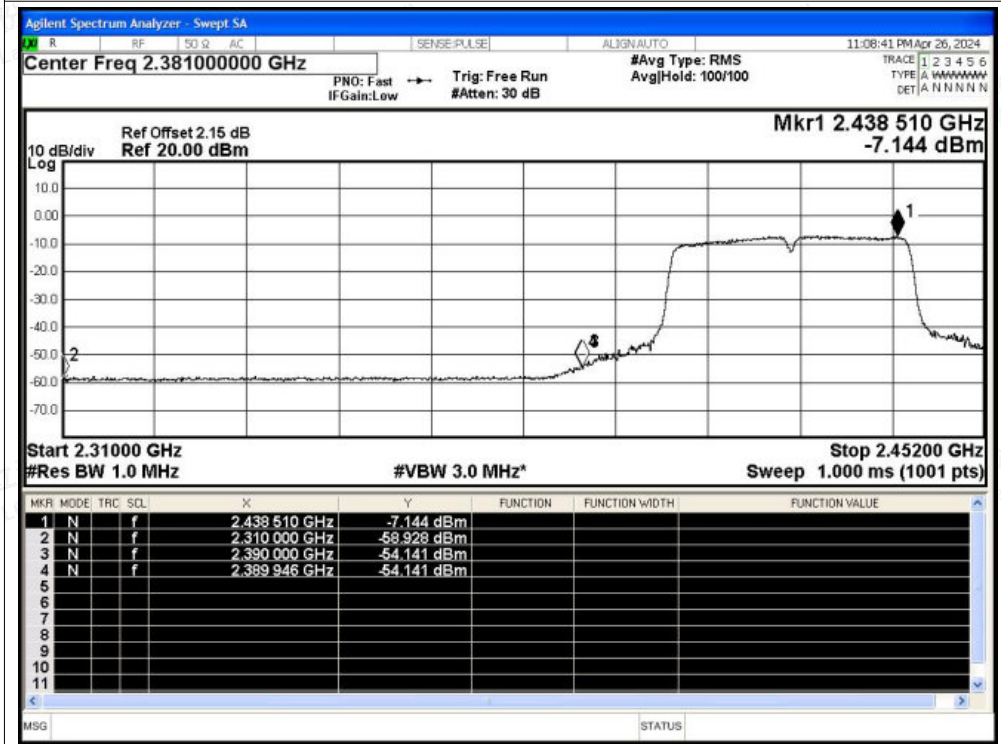
Scan code to check authenticity



Restrict Band NVNT n40 2422MHz Ant2 Peak



Restrict Band NVNT n40 2422MHz Ant2 Average



Shenzhen LCS Compliance Testing Laboratory Ltd.

Add: 101, 201 Bldg A & 301 Bldg C, Juji Industrial Park Yabianxueziwei, Shajing Street, Baoan District, Shenzhen, 518000, China

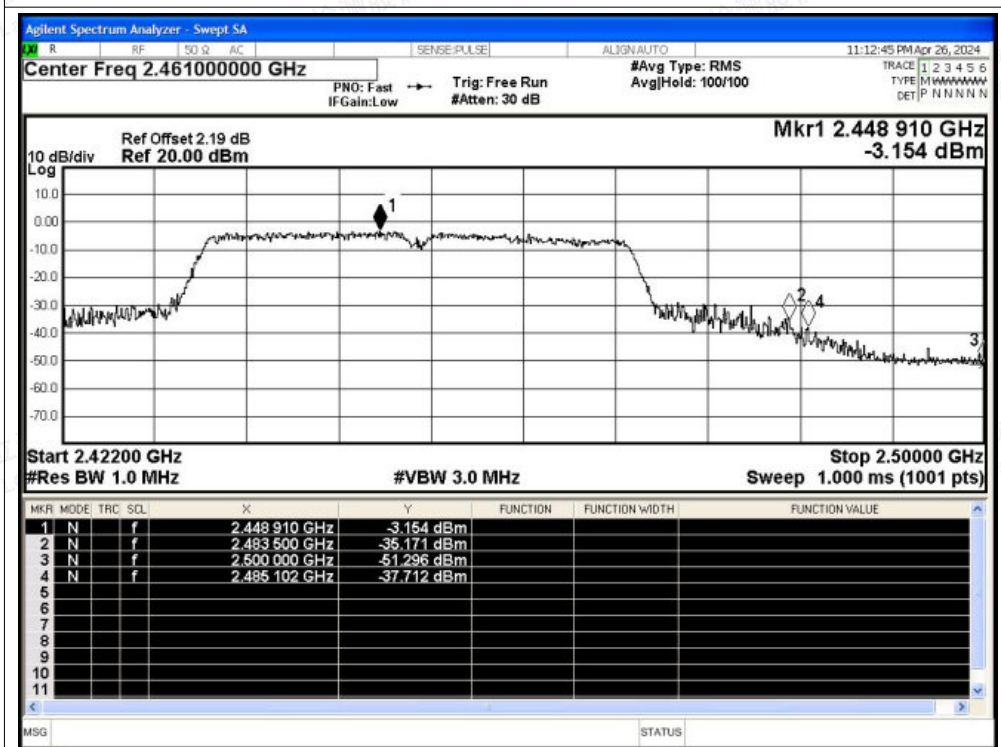
Tel: +(86) 0755-82591330 | E-mail: webmaster@lcs-cert.com | Web: www.lcs-cert.com

Scan code to check authenticity

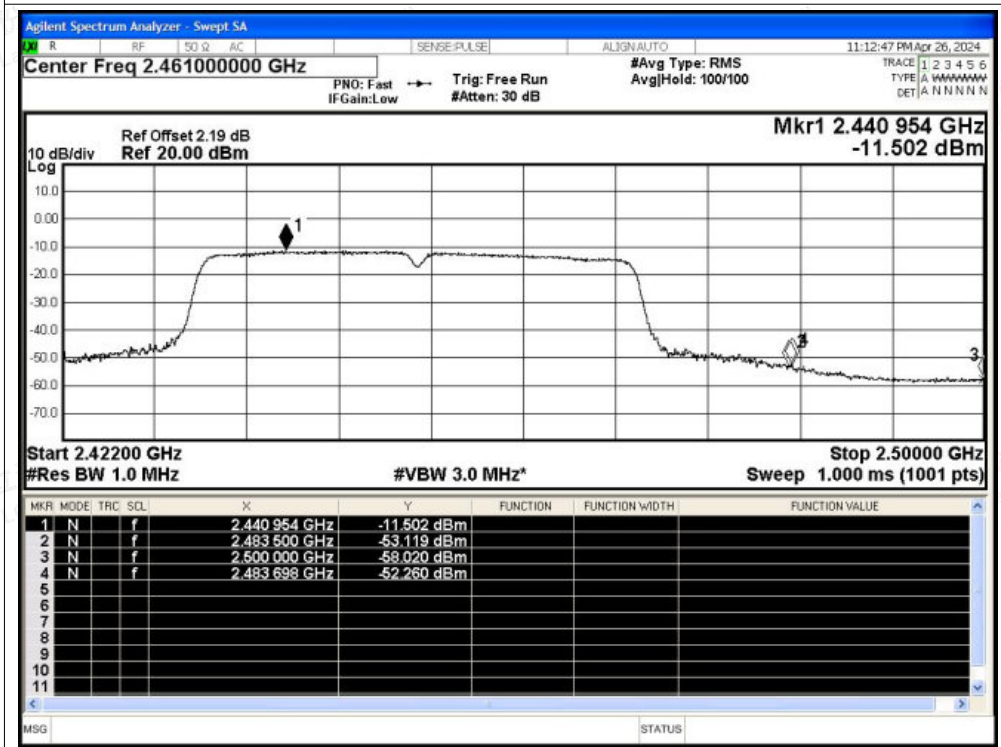




Restrict Band NVNT n40 2452MHz Ant2 Peak



Restrict Band NVNT n40 2452MHz Ant2 Average



Shenzhen LCS Compliance Testing Laboratory Ltd.

Add: 101, 201 Bldg A & 301 Bldg C, Juji Industrial Park Yabianxueziwei, Shajing Street, Baoan District, Shenzhen, 518000, China

Tel: +(86) 0755-82591330 | E-mail: webmaster@lcs-cert.com | Web: www.lcs-cert.com

Scan code to check authenticity



# Mimo

Condition	Mode	Frequency (MHz)	Spur Freq (MHz)	Power (dBm)	Gain (dBi)	Duty Factor (dB)	E (dBuV/m)	Detector	Limit (dBuV/m)	Verdict
NVNT	n20mimo	2412	2310	-50.8	6.19	-	50.65	Peak	74	Pass
NVNT	n20mimo	2412	2310	-58.72	6.19	0.12	42.85	Average	54	Pass
NVNT	n20mimo	2412	2389.677	-36.79	6.19	-	64.66	Peak	74	Pass
NVNT	n20mimo	2412	2389.56	-52.07	6.19	0.12	49.50	Average	54	Pass
NVNT	n20mimo	2412	2390	-39.42	6.19	-	62.03	Peak	74	Pass
NVNT	n20mimo	2412	2390	-53.3	6.19	0.12	48.27	Average	54	Pass
NVNT	n20mimo	2462	2483.5	-41.71	6.19	-	59.74	Peak	74	Pass
NVNT	n20mimo	2462	2483.5	-53.98	6.19	0.12	47.59	Average	54	Pass
NVNT	n20mimo	2462	2484.259	-36.47	6.19	-	64.98	Peak	74	Pass
NVNT	n20mimo	2462	2483.782	-51.73	6.19	0.12	49.84	Average	54	Pass
NVNT	n20mimo	2462	2500	-50.48	6.19	-	50.97	Peak	74	Pass
NVNT	n20mimo	2462	2500	-57.99	6.19	0.12	43.58	Average	54	Pass
NVNT	n40mimo	2422	2310	-50.52	6.19	-	50.93	Peak	74	Pass
NVNT	n40mimo	2422	2310	-58.67	6.19	0.24	43.02	Average	54	Pass
NVNT	n40mimo	2422	2388.384	-37.94	6.19	-	63.51	Peak	74	Pass
NVNT	n40mimo	2422	2389.804	-52.67	6.19	0.24	49.02	Average	54	Pass
NVNT	n40mimo	2422	2390	-39.79	6.19	-	61.66	Peak	74	Pass
NVNT	n40mimo	2422	2390	-52.75	6.19	0.24	48.94	Average	54	Pass
NVNT	n40mimo	2452	2483.5	-39.56	6.19	-	61.89	Peak	74	Pass
NVNT	n40mimo	2452	2483.5	-54.71	6.19	0.12	46.86	Average	54	Pass
NVNT	n40mimo	2452	2484.712	-37.5	6.19	-	63.95	Peak	74	Pass
NVNT	n40mimo	2452	2483.932	-52.89	6.19	0.12	48.68	Average	54	Pass
NVNT	n40mimo	2452	2500	-49.92	6.19	-	51.53	Peak	74	Pass
NVNT	n40mimo	2452	2500	-57.75	6.19	0.12	43.82	Average	54	Pass

