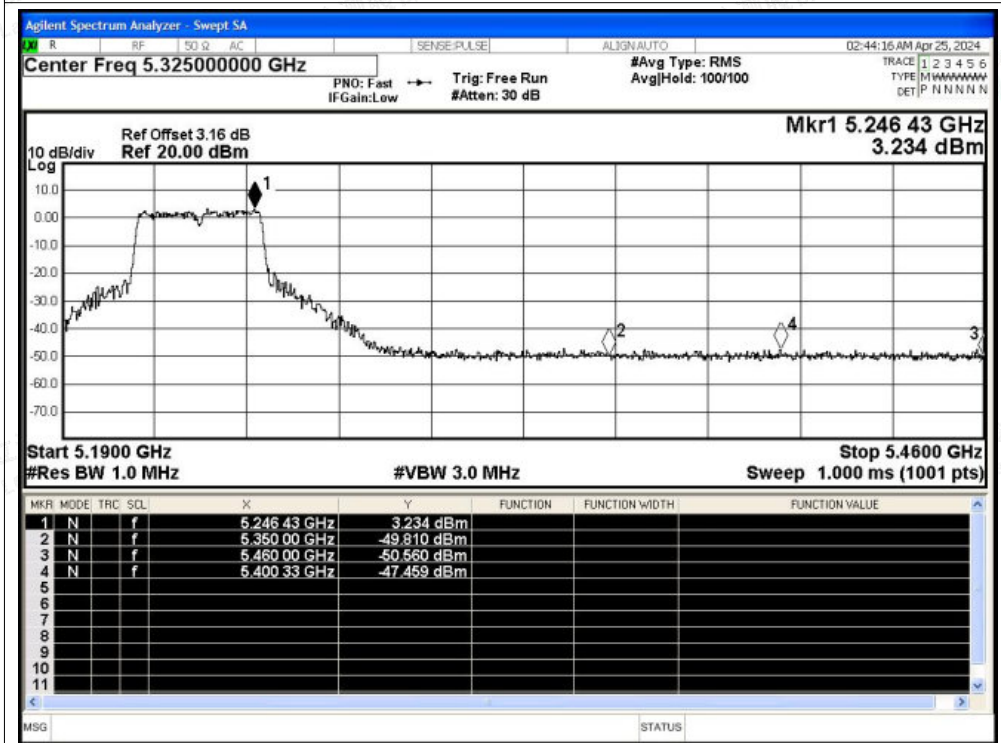
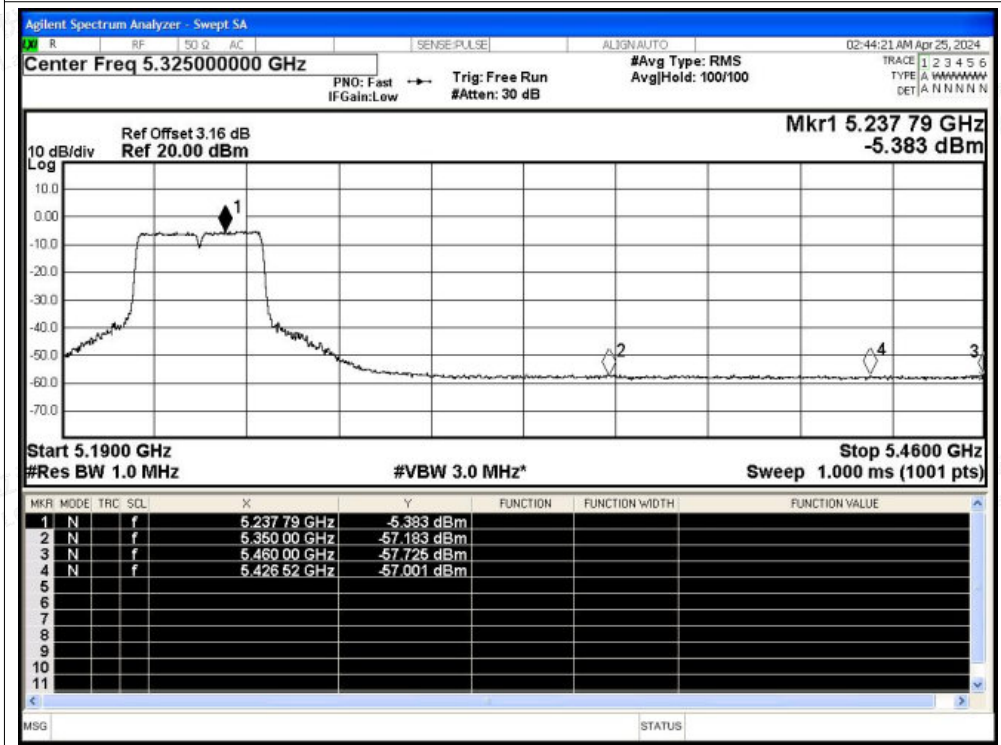




Restrict Band NVNT ac40 5230MHz Ant4 Peak

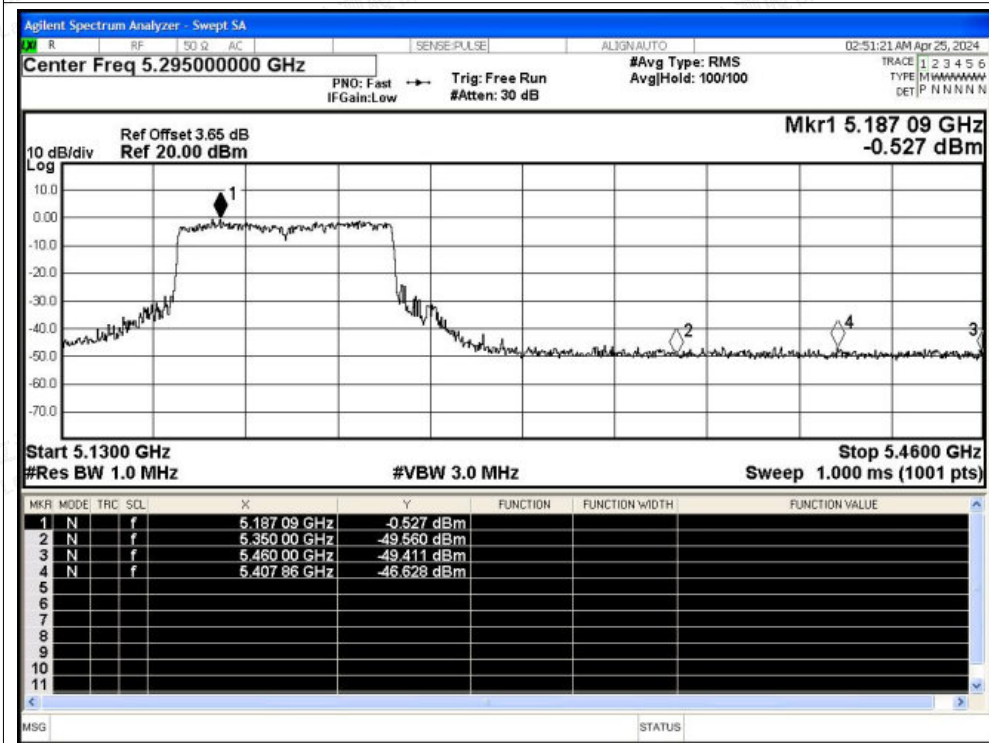


Restrict Band NVNT ac40 5230MHz Ant4 Average

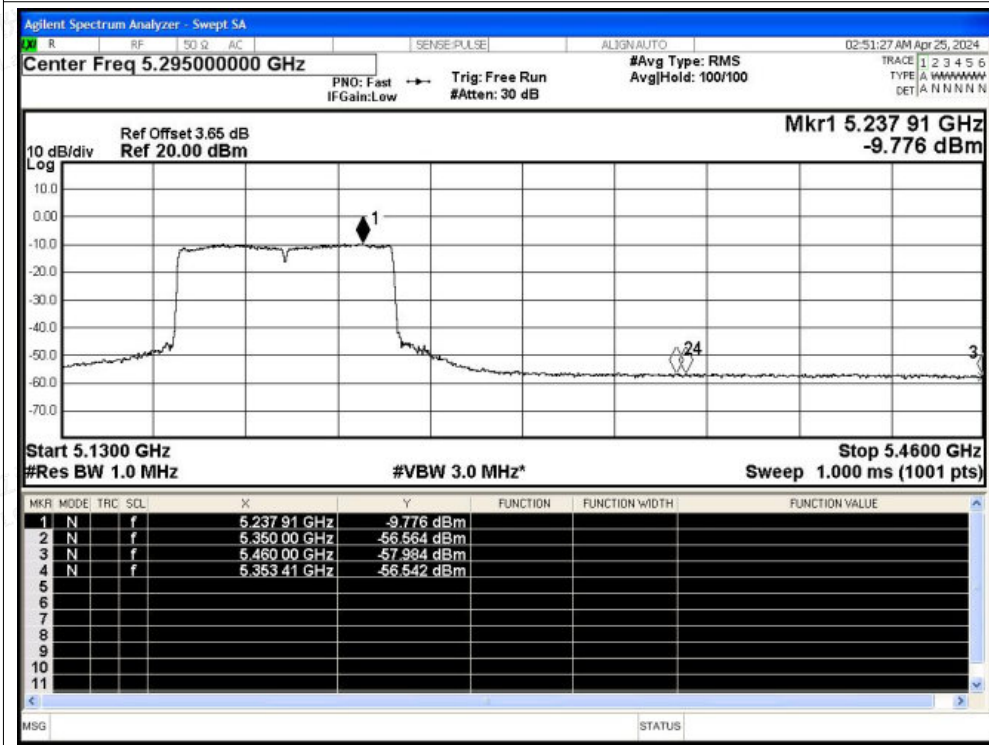




Restrict Band NVNT ac80 5210MHz Ant4 Peak

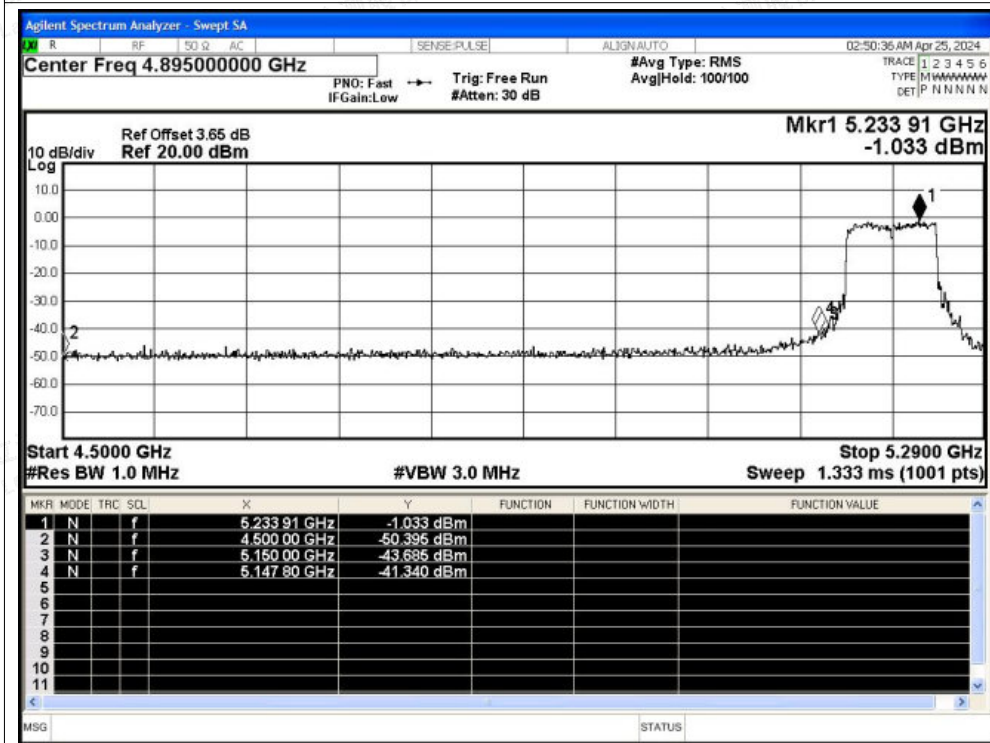


Restrict Band NVNT ac80 5210MHz Ant4 Average

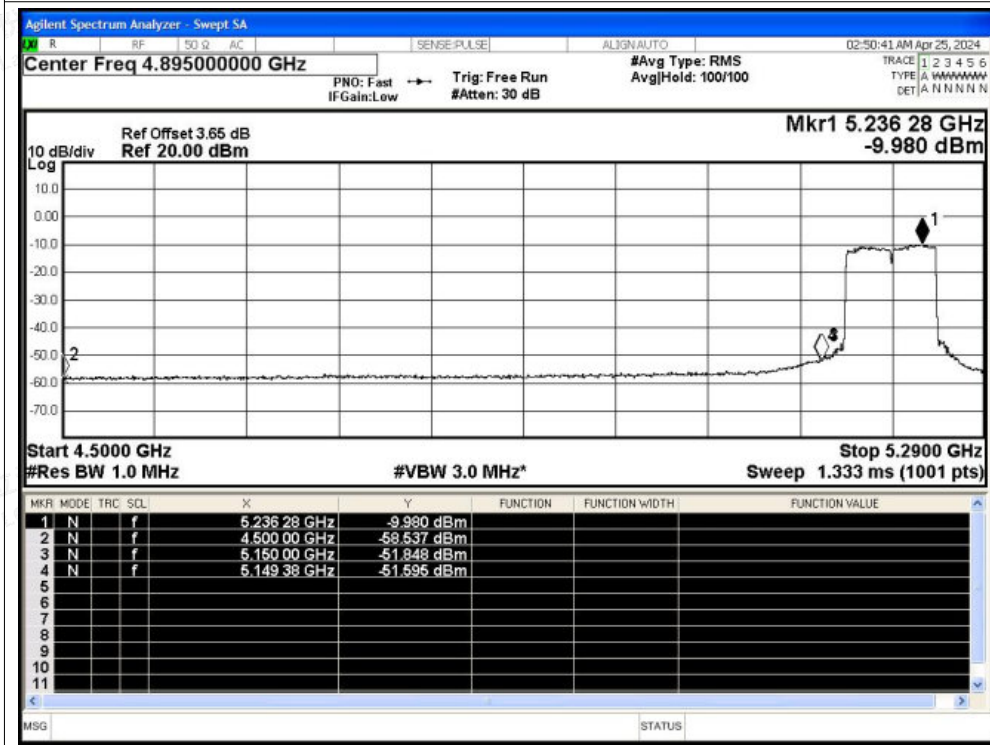




Restrict Band NVNT ac80 5210MHz Ant4 Peak



Restrict Band NVNT ac80 5210MHz Ant4 Average





MIMO

Condition	Mode	Frequen- cy (MHz)	Spur Freq (MHz)	Power (dBm)	Gain (dBi)	Duty Factor (dB)	E (dBuV/m)	Detector	Limit (dBuV/m)	Verdict
NVNT	n20mimo	5180	4500	-48.51	6.43	-	53.15	Peak	68.2	Pass
NVNT	n20mimo	5180	4500	-58.41	6.43	0.28	43.53	Average	54	Pass
NVNT	n20mimo	5180	5149.6	-42.12	6.43	-	59.54	Peak	68.2	Pass
NVNT	n20mimo	5180	5148.2	-55.04	6.43	0.28	46.90	Average	54	Pass
NVNT	n20mimo	5180	5150	-41.96	6.43	-	59.70	Peak	68.2	Pass
NVNT	n20mimo	5180	5150	-55.09	6.43	0.28	46.85	Average	54	Pass
NVNT	n20mimo	5240	5350	-49.58	6.43	-	52.08	Peak	68.2	Pass
NVNT	n20mimo	5240	5350	-57.28	6.43	0.28	44.66	Average	54	Pass
NVNT	n20mimo	5240	5382.24	-46.92	6.43	-	54.74	Peak	68.2	Pass
NVNT	n20mimo	5240	5351.28	-56.97	6.43	0.28	44.97	Average	54	Pass
NVNT	n20mimo	5240	5460	-50.75	6.43	-	50.91	Peak	68.2	Pass
NVNT	n20mimo	5240	5460	-58.01	6.43	0.28	43.93	Average	54	Pass
NVNT	n40mimo	5190	4500	-48.79	6.43	-	52.87	Peak	68.2	Pass
NVNT	n40mimo	5190	4500	-57.73	6.43	0.24	44.17	Average	54	Pass
NVNT	n40mimo	5190	5148.97	-42	6.43	-	59.66	Peak	68.2	Pass
NVNT	n40mimo	5190	5149.7	-52.93	6.43	0.24	48.97	Average	54	Pass
NVNT	n40mimo	5190	5150	-42.22	6.43	-	59.44	Peak	68.2	Pass
NVNT	n40mimo	5190	5150	-52.93	6.43	0.24	48.97	Average	54	Pass
NVNT	n40mimo	5230	5350	-50.1	6.43	-	51.56	Peak	68.2	Pass
NVNT	n40mimo	5230	5350	-57.39	6.43	0.24	44.51	Average	54	Pass
NVNT	n40mimo	5230	5391.96	-47.19	6.43	-	54.47	Peak	68.2	Pass
NVNT	n40mimo	5230	5426.52	-57.17	6.43	0.24	44.73	Average	54	Pass
NVNT	n40mimo	5230	5460	-50.86	6.43	-	50.80	Peak	68.2	Pass
NVNT	n40mimo	5230	5460	-58.21	6.43	0.24	43.69	Average	54	Pass
NVNT	ac20mim o	5180	4500	-51.06	6.43	-	50.60	Peak	68.2	Pass
NVNT	ac20mim o	5180	4500	-58.33	6.43	0.28	43.61	Average	54	Pass
NVNT	ac20mim o	5180	5149.6	-42.41	6.43	-	59.25	Peak	68.2	Pass
NVNT	ac20mim o	5180	5146.8	-53.24	6.43	0.28	48.70	Average	54	Pass
NVNT	ac20mim o	5180	5150	-42.96	6.43	-	58.70	Peak	68.2	Pass
NVNT	ac20mim o	5180	5150	-51.82	6.43	0.28	50.12	Average	54	Pass
NVNT	ac20mim o	5240	5350	-48.9	6.43	-	52.76	Peak	68.2	Pass



Shenzhen LCS Compliance Testing Laboratory Ltd.
 Add: 101, 201 Bldg A & 301 Bldg C, Juji Industrial Park Yabianxueziwei, Shajing Street, Baoan District, Shenzhen,
 518000, China
 Tel: +(86) 0755-82591330 | E-mail: webmaster@lcs-cert.com | Web: www.lcs-cert.com
 Scan code to check authenticity



NVNT	ac20mim o	5240	5350	-57.48	6.43	0.28	44.46	Average	54	Pass
NVNT	ac20mim o	5240	5398.8	-46.78	6.43	-	54.88	Peak	68.2	Pass
NVNT	ac20mim o	5240	5351.76	-56.45	6.43	0.28	45.49	Average	54	Pass
NVNT	ac20mim o	5240	5460	-48.26	6.43	-	53.40	Peak	68.2	Pass
NVNT	ac20mim o	5240	5460	-57.85	6.43	0.28	44.09	Average	54	Pass
NVNT	ac40mim o	5190	4500	-49.83	6.43	-	51.83	Peak	68.2	Pass
NVNT	ac40mim o	5190	4500	-57.93	6.43	0.24	43.97	Average	54	Pass
NVNT	ac40mim o	5190	5149.7	-44.3	6.43	-	57.36	Peak	68.2	Pass
NVNT	ac40mim o	5190	5148.24	-53.88	6.43	0.24	48.02	Average	54	Pass
NVNT	ac40mim o	5190	5150	-44.3	6.43	-	57.36	Peak	68.2	Pass
NVNT	ac40mim o	5190	5150	-54.48	6.43	0.24	47.42	Average	54	Pass
NVNT	ac40mim o	5230	5350	-50.59	6.43	-	51.07	Peak	68.2	Pass
NVNT	ac40mim o	5230	5350	-57.03	6.43	0.24	44.87	Average	54	Pass
NVNT	ac40mim o	5230	5408.43	-46.81	6.43	-	54.85	Peak	68.2	Pass
NVNT	ac40mim o	5230	5350.65	-57.02	6.43	0.24	44.88	Average	54	Pass
NVNT	ac40mim o	5230	5460	-48.05	6.43	-	53.61	Peak	68.2	Pass
NVNT	ac40mim o	5230	5460	-57.99	6.43	0.24	43.91	Average	54	Pass
NVNT	ac80mim o	5210	5350	-49.56	6.43	-	52.10	Peak	68.2	Pass
NVNT	ac80mim o	5210	5350	-57.38	6.43	0.25	44.53	Average	54	Pass
NVNT	ac80mim o	5210	5442.51	-46.63	6.43	-	55.03	Peak	68.2	Pass
NVNT	ac80mim o	5210	5350.44	-56.59	6.43	0.25	45.32	Average	54	Pass
NVNT	ac80mim o	5210	5460	-49.94	6.43	-	51.72	Peak	68.2	Pass



Shenzhen LCS Compliance Testing Laboratory Ltd.
 Add: 101, 201 Bldg A & 301 Bldg C, Juji Industrial Park Yabianxueziwei, Shajing Street, Baoan District, Shenzhen, 518000, China
 Tel: +(86) 0755-82591330 | E-mail: webmaster@lcs-cert.com | Web: www.lcs-cert.com
 Scan code to check authenticity



	o									
NVNT	ac80mim	5210	5460	-57.76	6.43	0.25	44.15	Average	54	Pass
	o									
NVNT	ac80mim	5210	4500	-49.61	6.43	-	52.05	Peak	68.2	Pass
	o									
NVNT	ac80mim	5210	4500	-58.49	6.43	0.25	43.42	Average	54	Pass
	o									
NVNT	ac80mim	5210	5147.8	-42.66	6.43	-	59.00	Peak	68.2	Pass
	o									
NVNT	ac80mim	5210	5148.59	-53.6	6.43	0.25	48.31	Average	54	Pass
	o									
NVNT	ac80mim	5210	5150	-42.76	6.43	-	58.90	Peak	68.2	Pass
	o									
NVNT	ac80mim	5210	5150	-52.9	6.43	0.25	49.01	Average	54	Pass
	o									





B.5 Frequency Stability

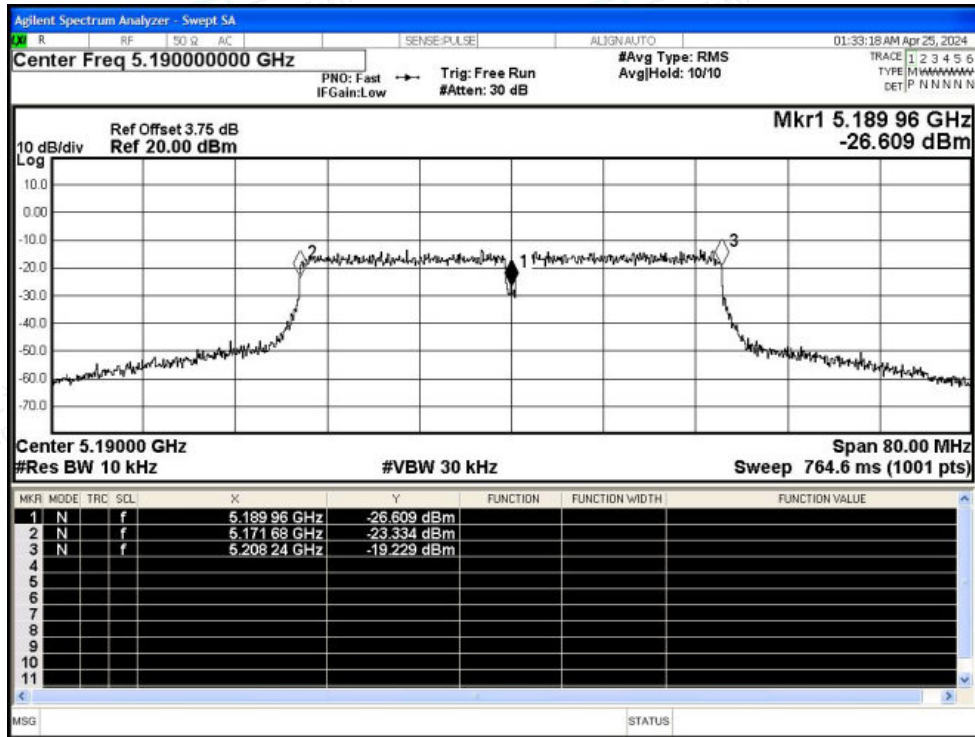
Condition	Mode	Frequency (MHz)	Antenna	Measured Frequency (MHz)	Frequency Error (Hz)	Deviation (ppm)	Limit (ppm)	Verdict
NVNT	n40	5190	Ant3	5189.96	-40000	-7.71	25	Pass
NVNT	n40	5230	Ant3	5229.96	-40000	-7.65	25	Pass
NVNT	ac20	5180	Ant3	5179.98	-20000	-3.86	25	Pass
NVNT	ac20	5200	Ant3	5199.98	-20000	-3.85	25	Pass
NVNT	ac20	5240	Ant3	5240	0	0	25	Pass
NVNT	ac40	5190	Ant3	5189.96	-40000	-7.71	25	Pass
NVNT	ac40	5230	Ant3	5230	0	0	25	Pass
NVNT	ac80	5210	Ant3	5210	0	0	25	Pass



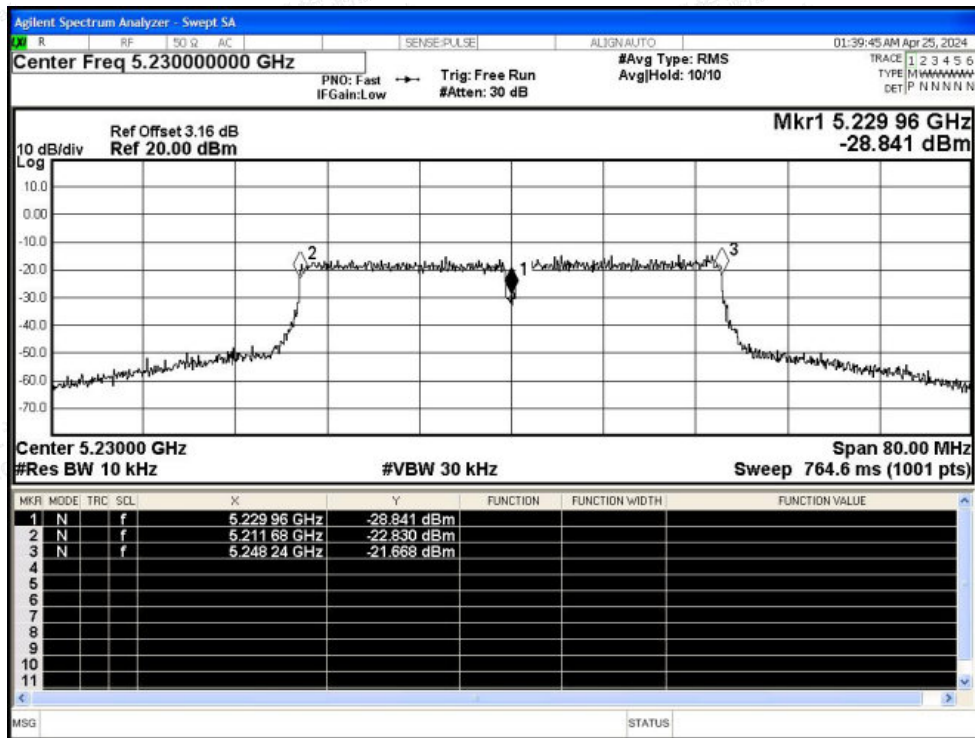


Test Graphs

Freq. Stability NVNT n40 5190MHz Ant3

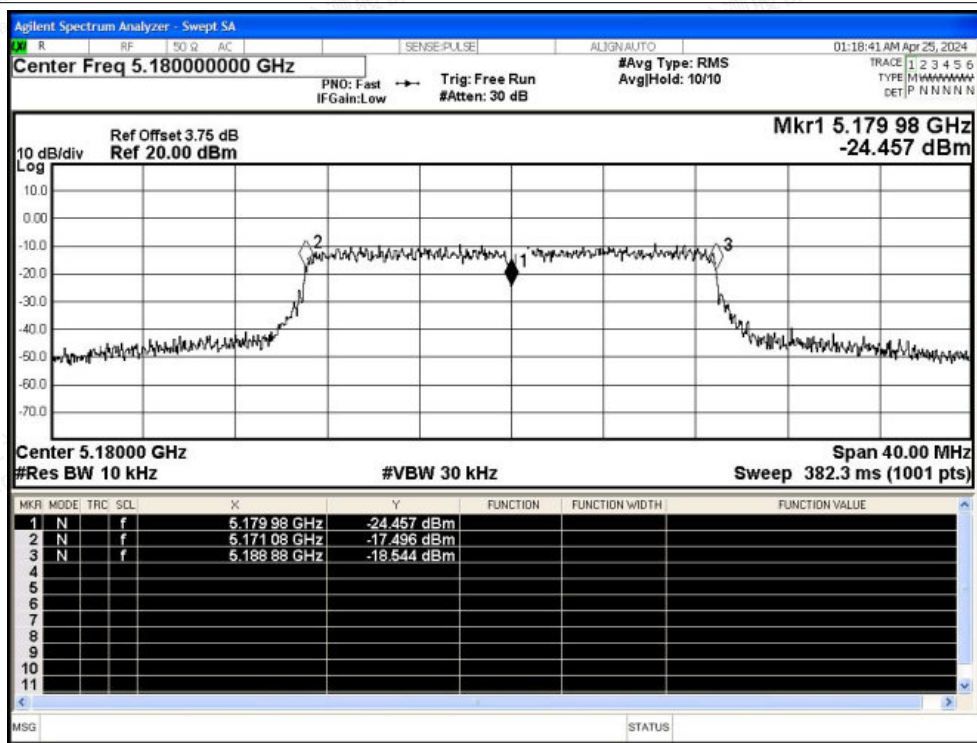


Freq. Stability NVNT n40 5230MHz Ant3

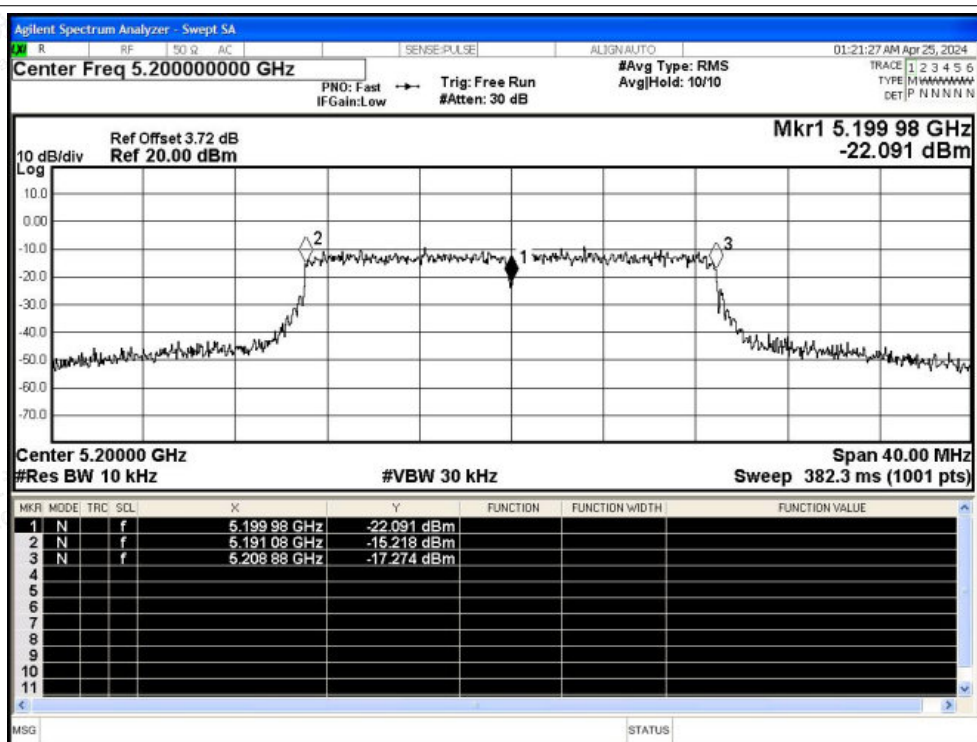




Freq. Stability NVNT ac20 5180MHz Ant3

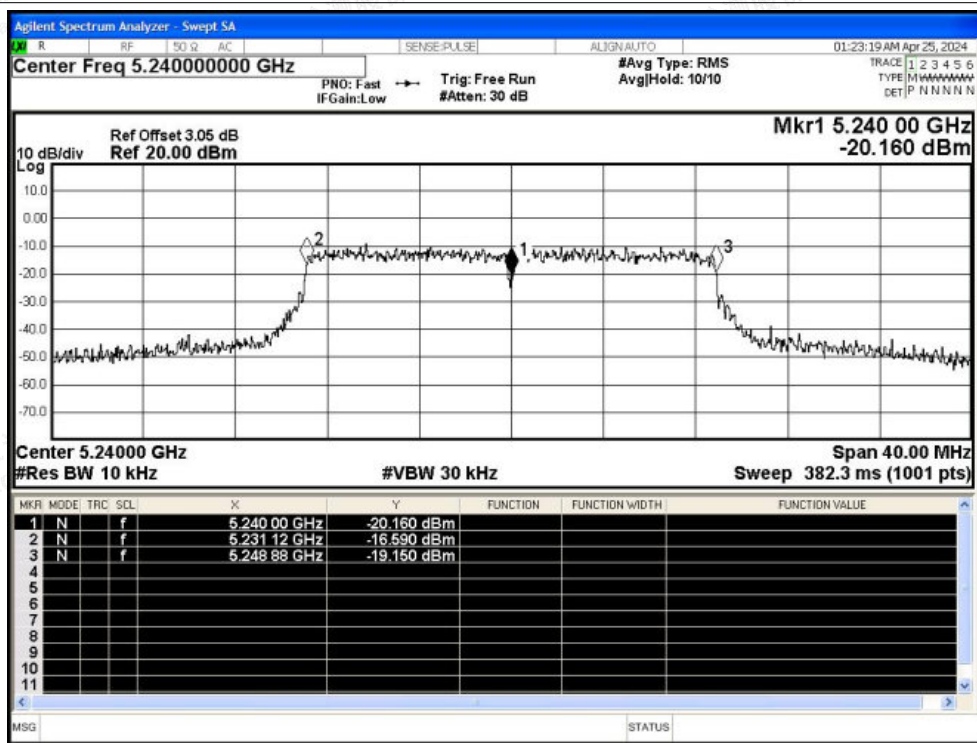


Freq. Stability NVNT ac20 5200MHz Ant3

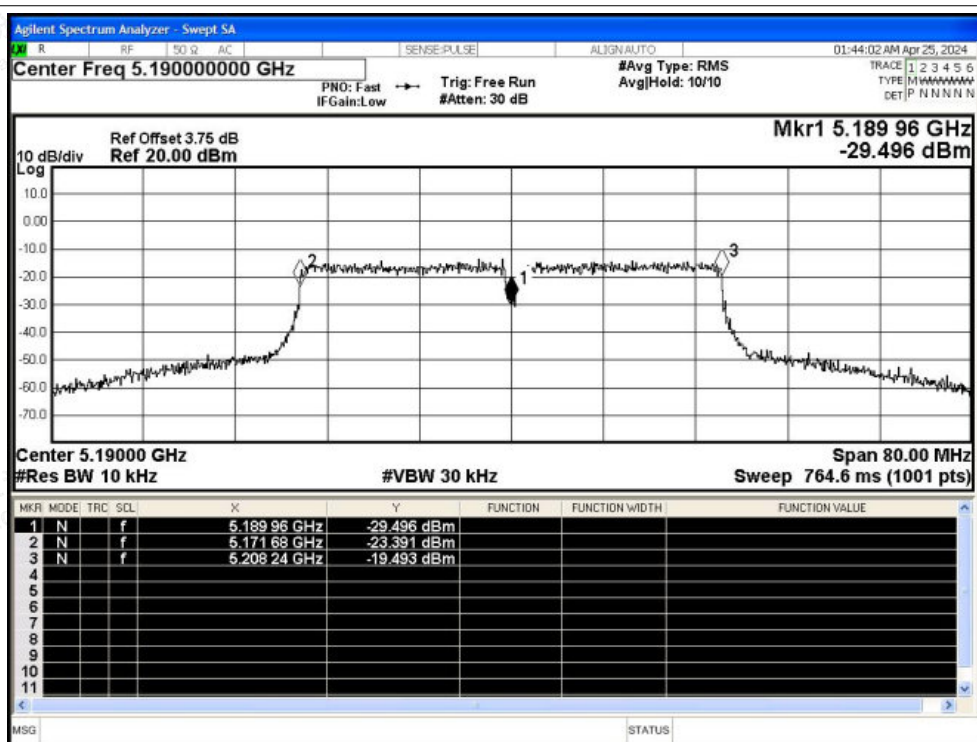




Freq. Stability NVNT ac20 5240MHz Ant3

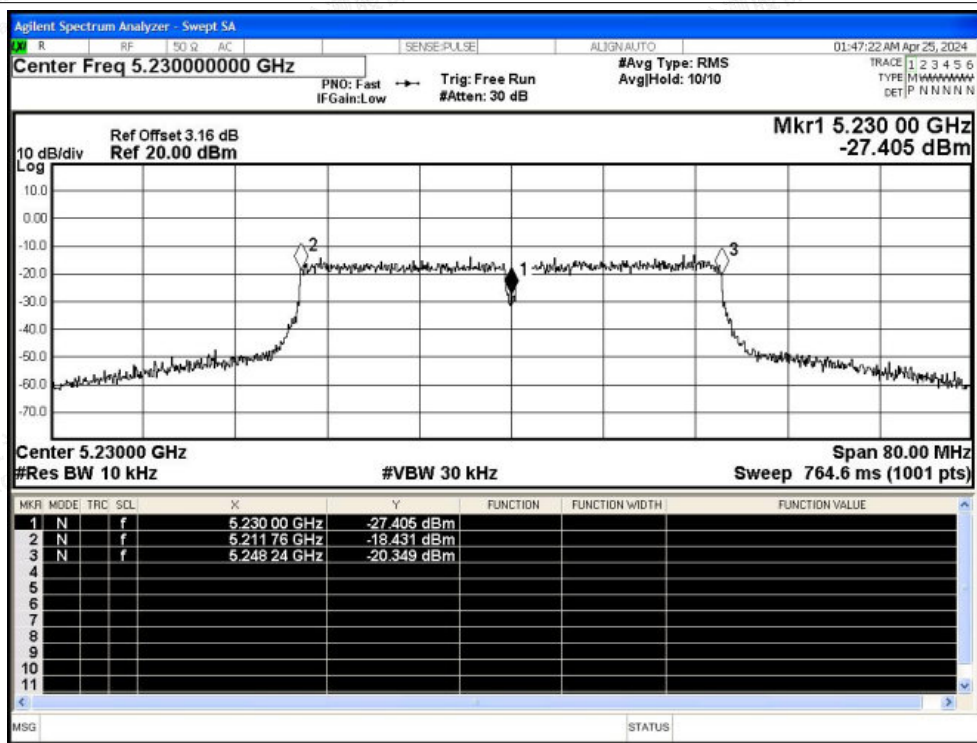


Freq. Stability NVNT ac40 5190MHz Ant3

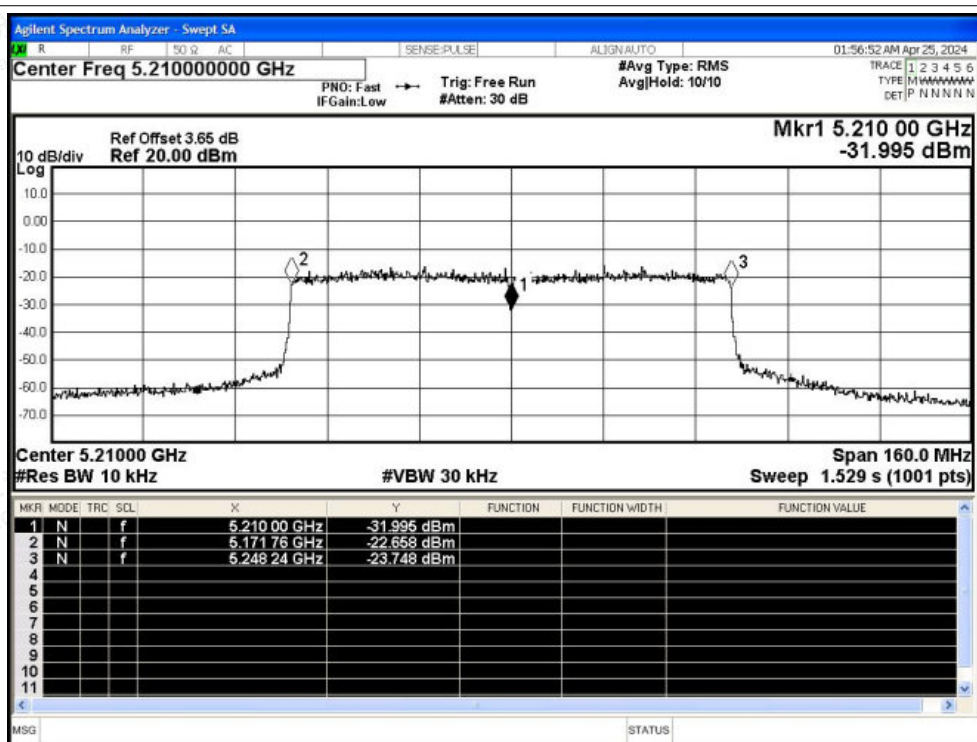




Freq. Stability NVNT ac40 5230MHz Ant3



Freq. Stability NVNT ac80 5210MHz Ant3





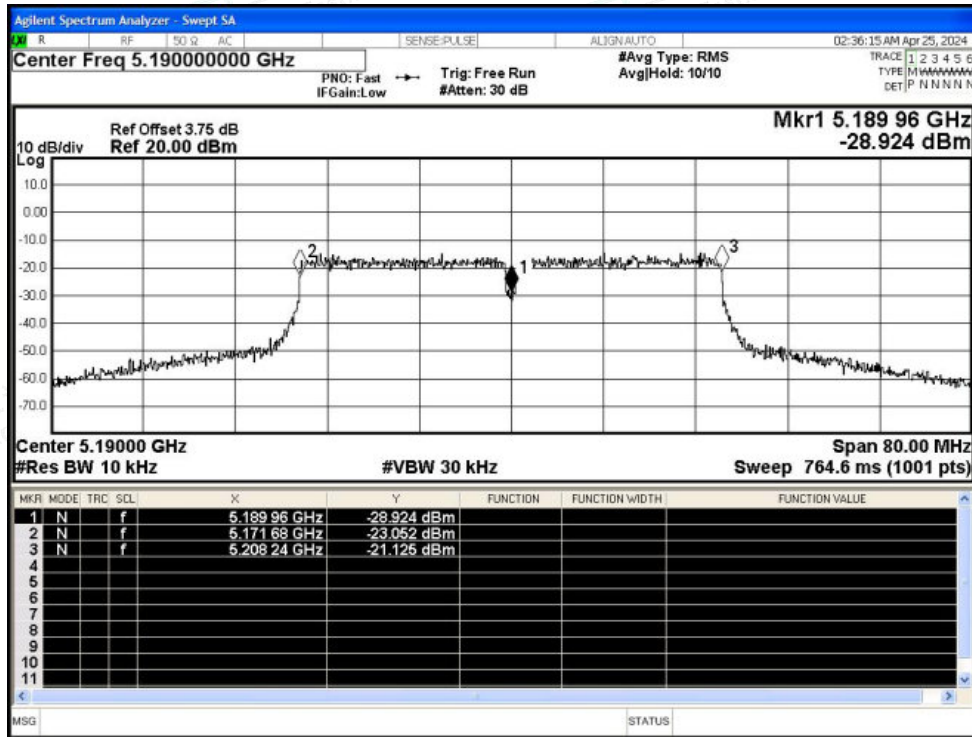
Condition	Mode	Frequency (MHz)	Antenna	Measured Frequency (MHz)	Frequency Error (Hz)	Deviation (ppm)	Limit (ppm)	Verdict
NVNT	n40	5190	Ant4	5189.96	-40000	-7.71	25	Pass
NVNT	n40	5230	Ant4	5230	0	0	25	Pass
NVNT	ac20	5180	Ant4	5179.98	-20000	-3.86	25	Pass
NVNT	ac20	5200	Ant4	5199.98	-20000	-3.85	25	Pass
NVNT	ac20	5240	Ant4	5239.98	-20000	-3.82	25	Pass
NVNT	ac40	5190	Ant4	5189.96	-40000	-7.71	25	Pass
NVNT	ac40	5230	Ant4	5230	0	0	25	Pass
NVNT	ac80	5210	Ant4	5210	0	0	25	Pass



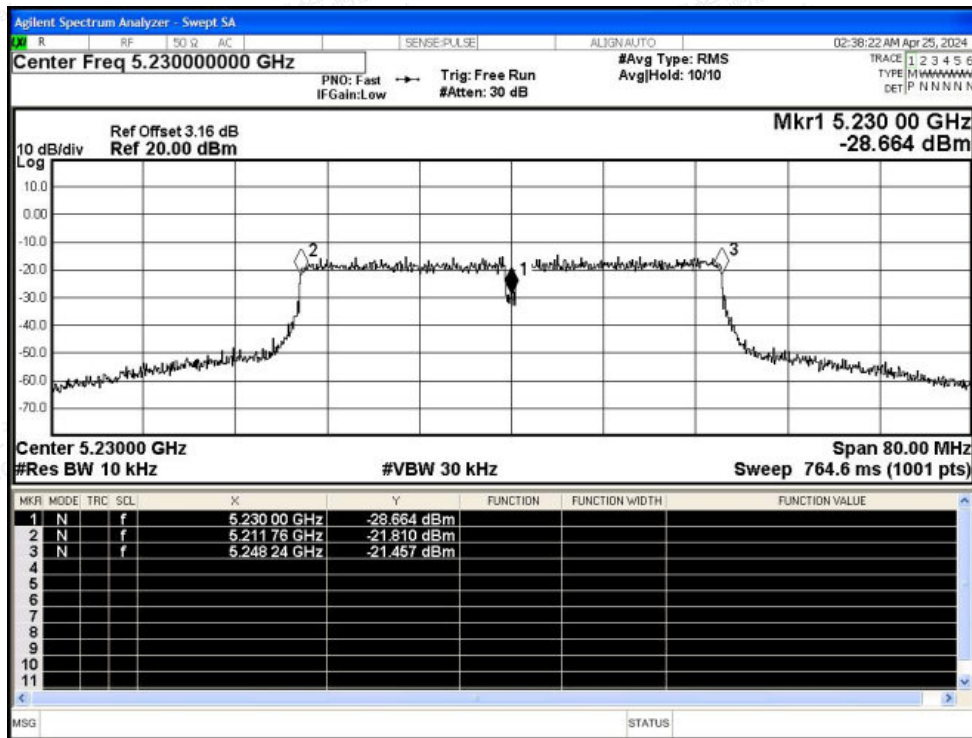


Test Graphs

Freq. Stability NVNT n40 5190MHz Ant4

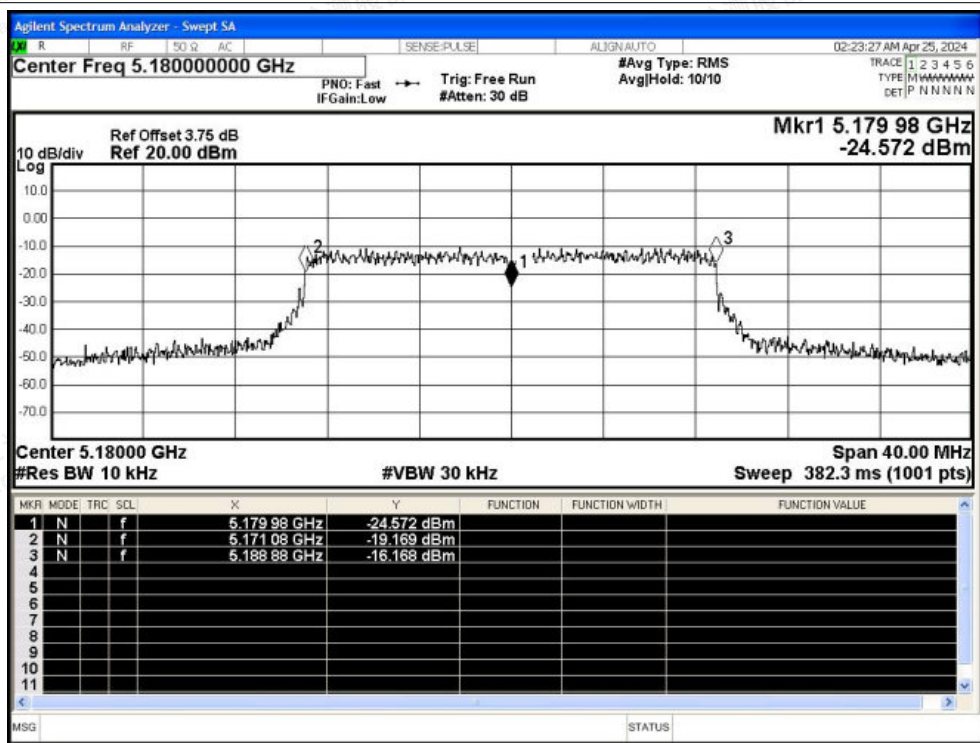


Freq. Stability NVNT n40 5230MHz Ant4

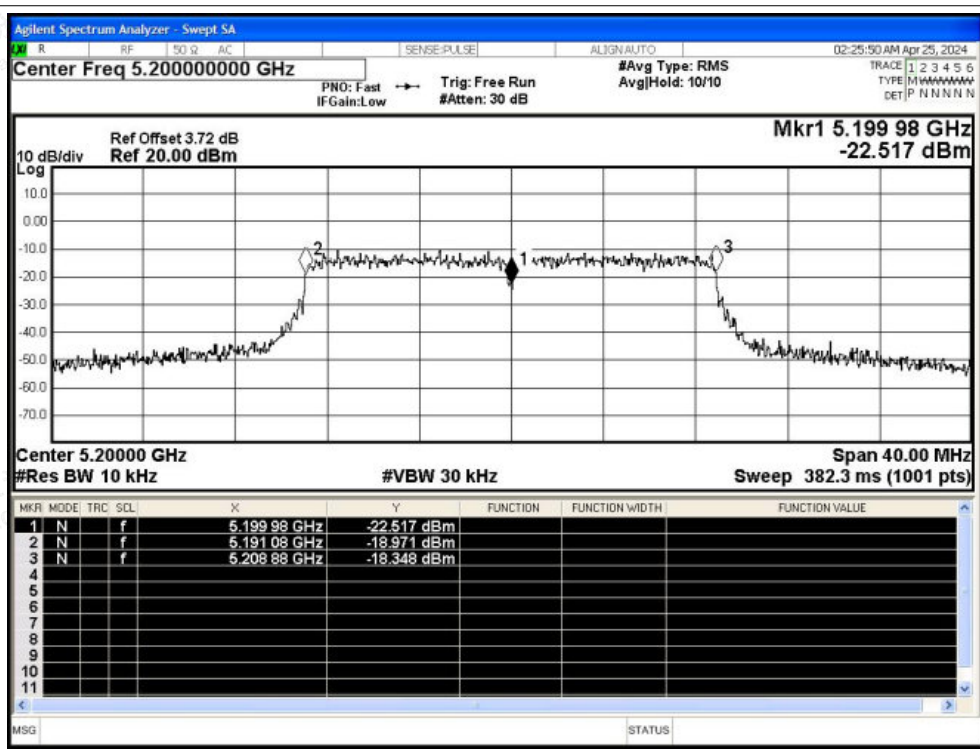




Freq. Stability NVNT ac20 5180MHz Ant4

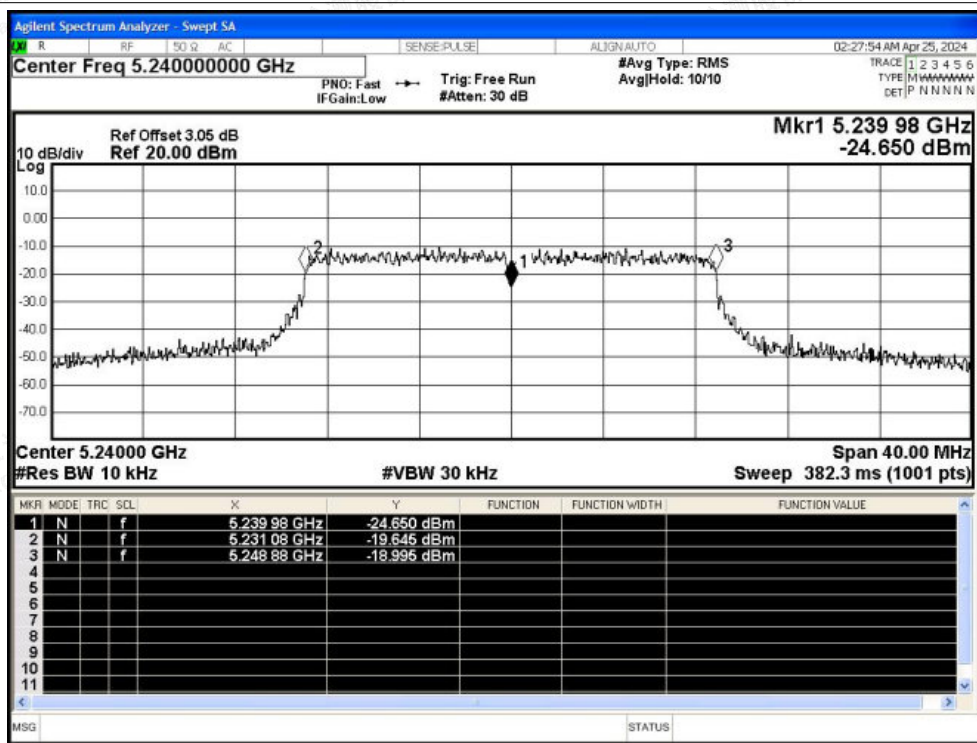


Freq. Stability NVNT ac20 5200MHz Ant4

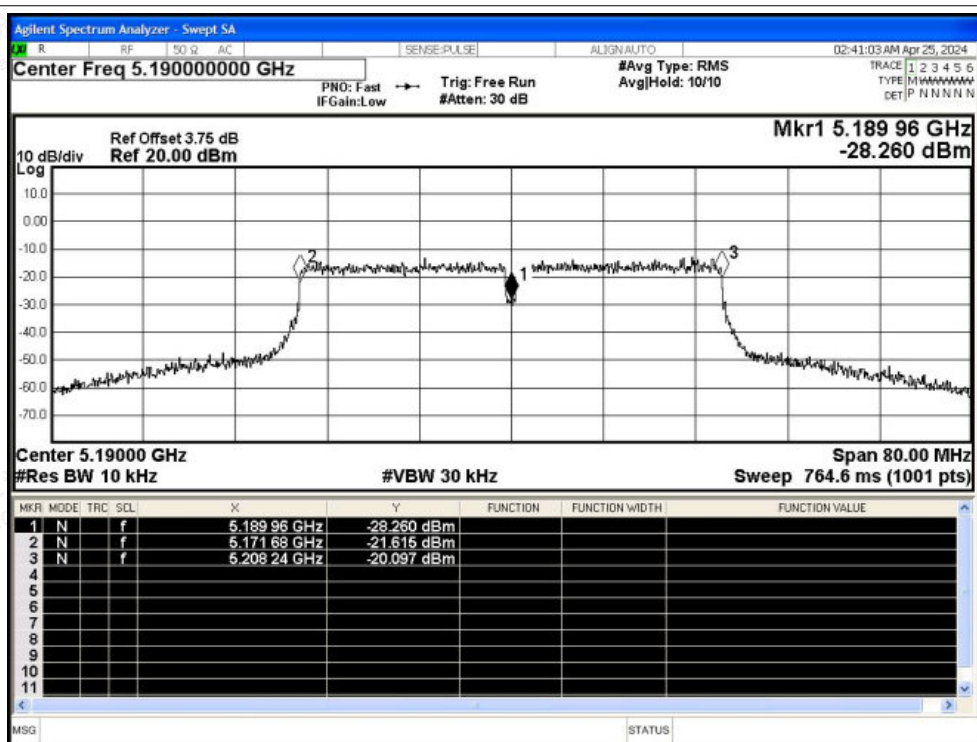




Freq. Stability NVNT ac20 5240MHz Ant4

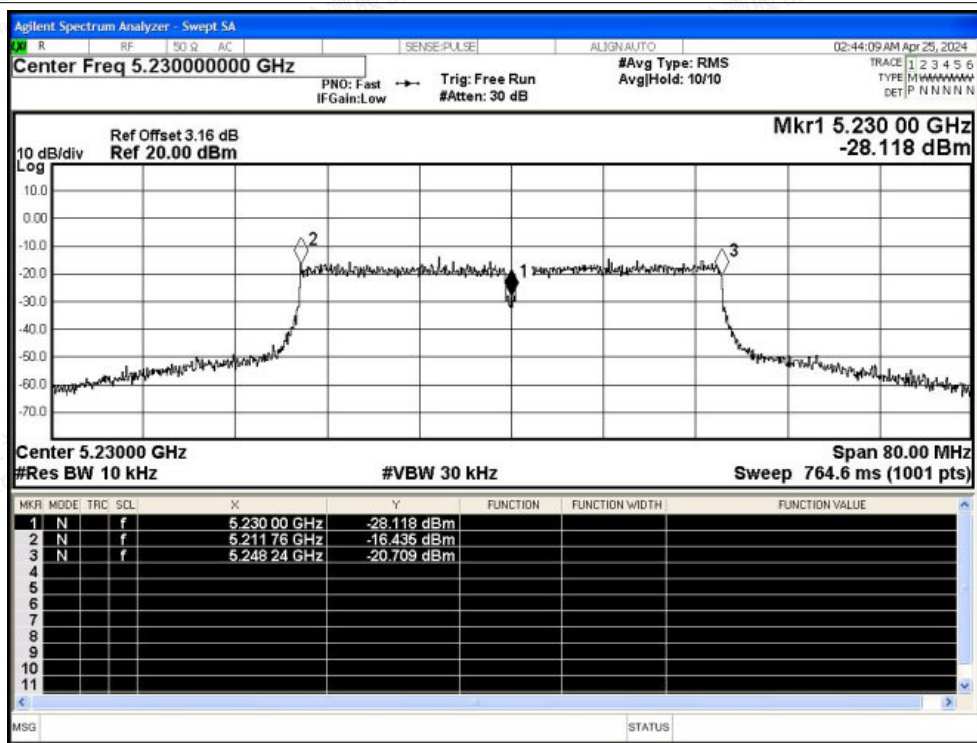


Freq. Stability NVNT ac40 5190MHz Ant4

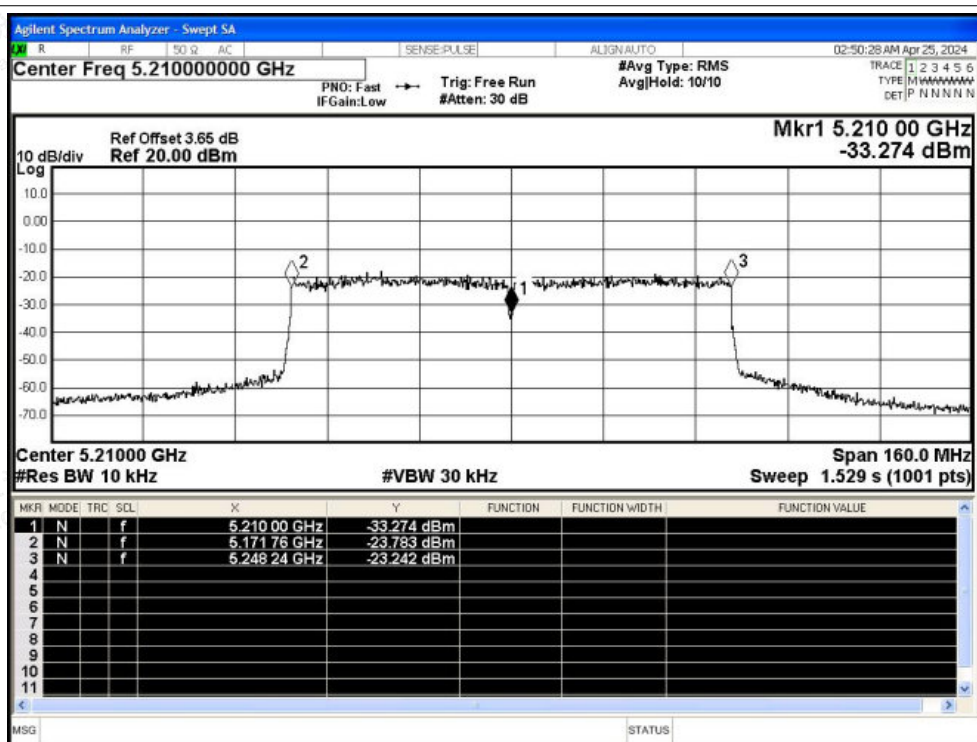




Freq. Stability NVNT ac40 5230MHz Ant4



Freq. Stability NVNT ac80 5210MHz Ant4





B.6 Duty Cycle

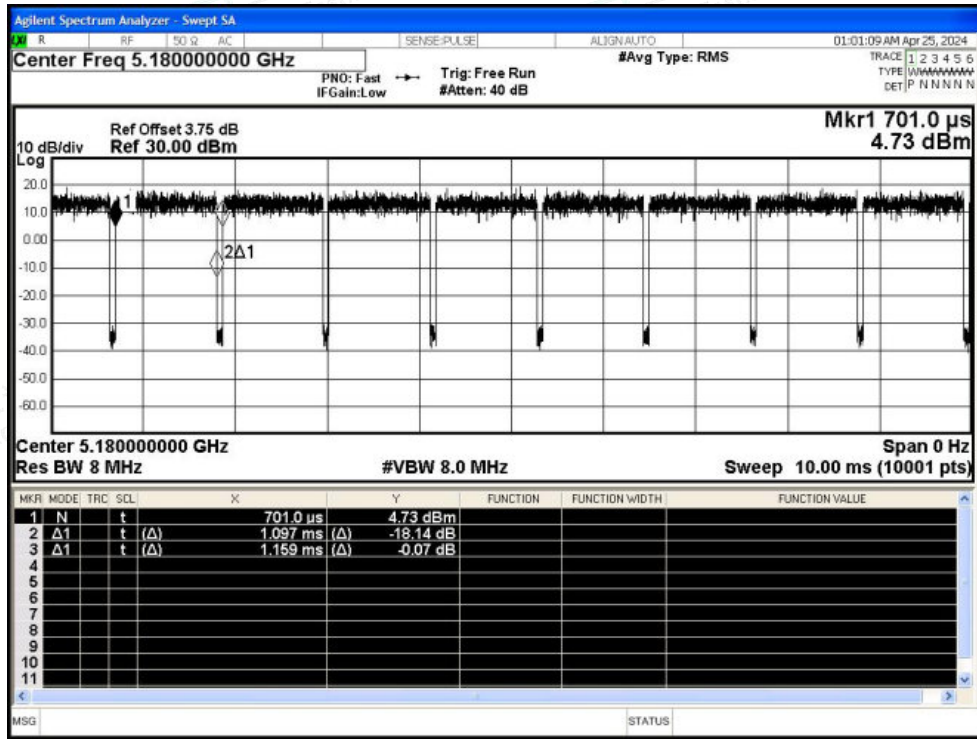
Condition	Mode	Frequency (MHz)	Antenna	Duty Cycle (%)	Correction Factor (dB)	1/T (kHz)
NVNT	a	5180	Ant3	94.65	0.24	0.91
NVNT	a	5200	Ant3	94.56	0.24	0.91
NVNT	a	5240	Ant3	94.65	0.24	0.91
NVNT	n20	5180	Ant3	93.77	0.28	1.07
NVNT	n20	5200	Ant3	93.67	0.28	1.07
NVNT	n20	5240	Ant3	93.77	0.28	1.07
NVNT	n40	5190	Ant3	94.71	0.24	0.9
NVNT	n40	5230	Ant3	94.71	0.24	0.9
NVNT	ac20	5180	Ant3	93.72	0.28	1.06
NVNT	ac20	5200	Ant3	93.82	0.28	1.06
NVNT	ac20	5240	Ant3	93.72	0.28	1.06
NVNT	ac40	5190	Ant3	94.72	0.24	0.9
NVNT	ac40	5230	Ant3	94.72	0.24	0.9
NVNT	ac80	5210	Ant3	94.32	0.25	0.97



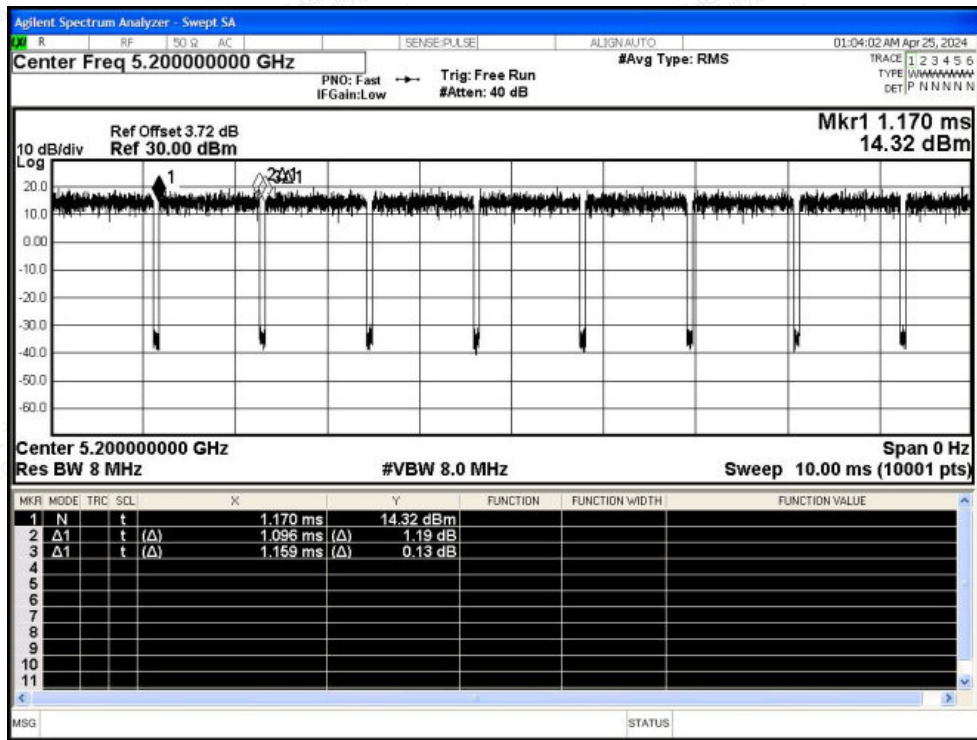


Test Graphs

Duty Cycle NVNT a 5180MHz Ant3

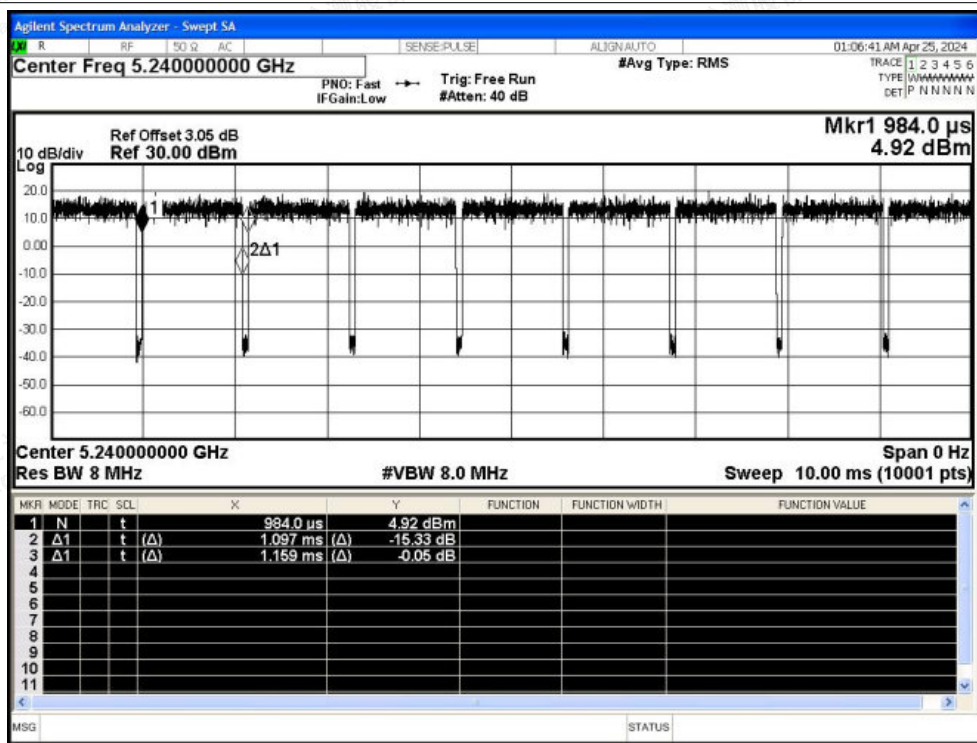


Duty Cycle NVNT a 5200MHz Ant3

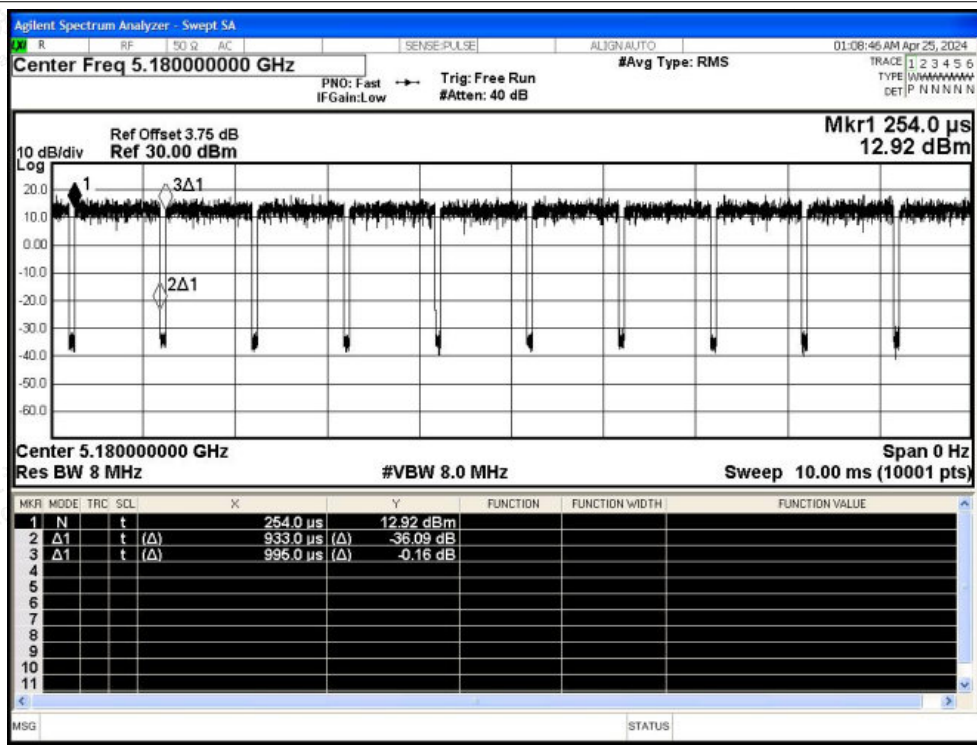




Duty Cycle NVNT a 5240MHz Ant3

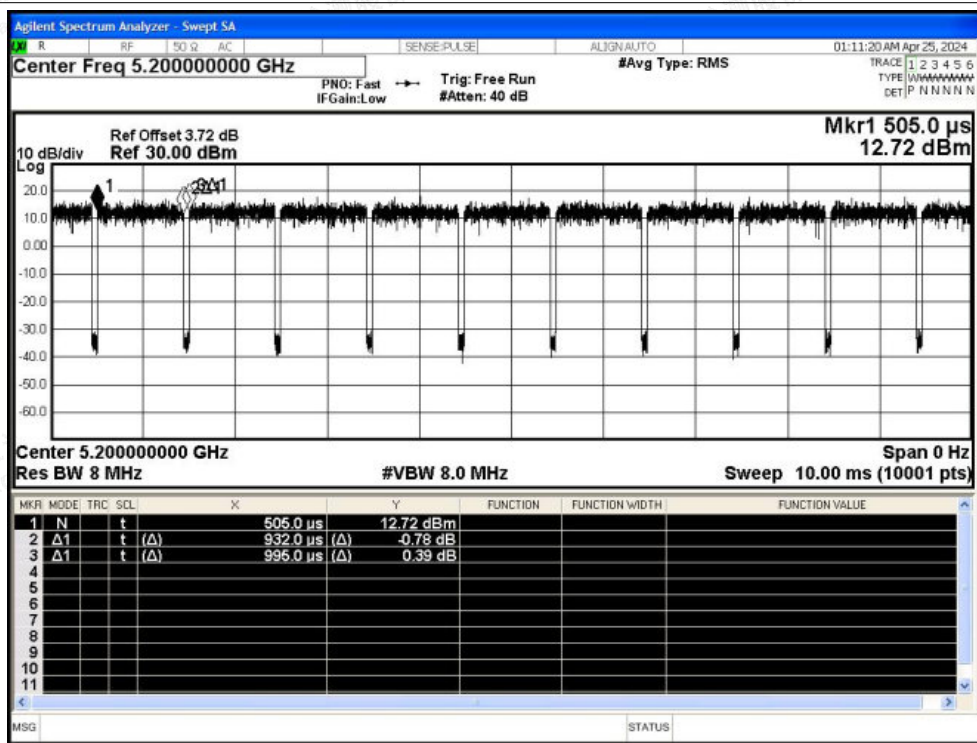


Duty Cycle NVNT n20 5180MHz Ant3

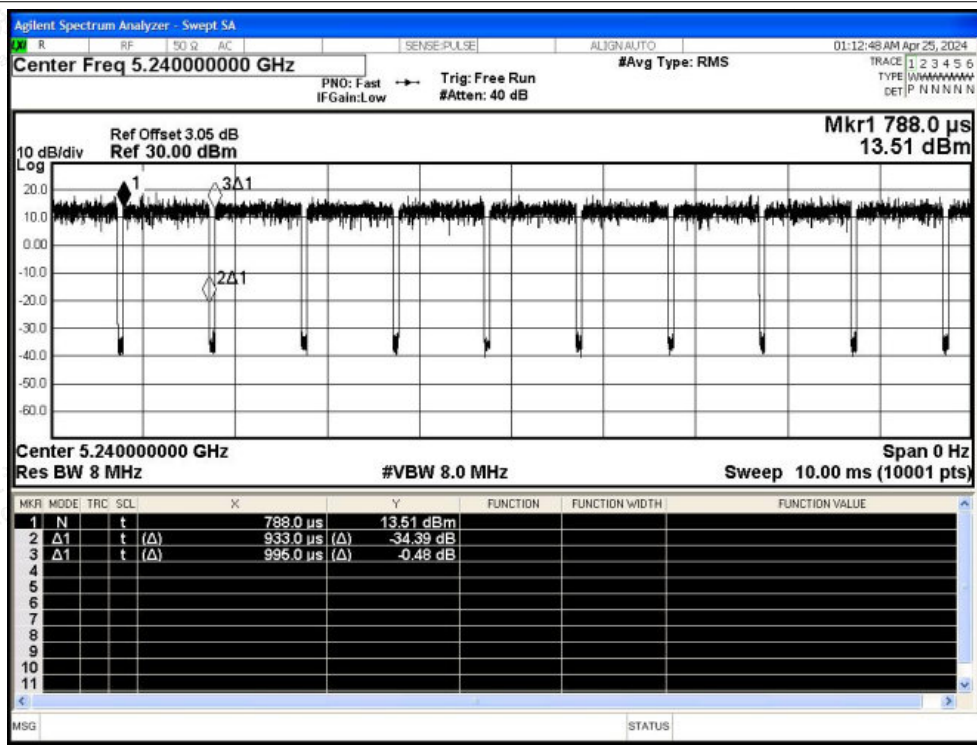




Duty Cycle NVNT n20 5200MHz Ant3

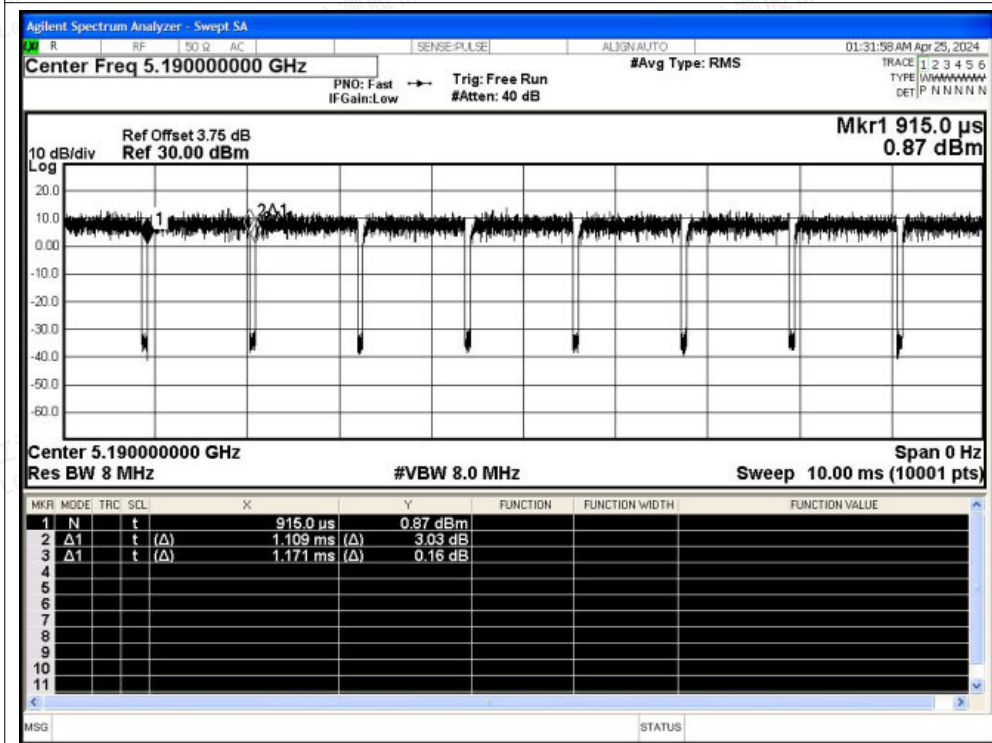


Duty Cycle NVNT n20 5240MHz Ant3

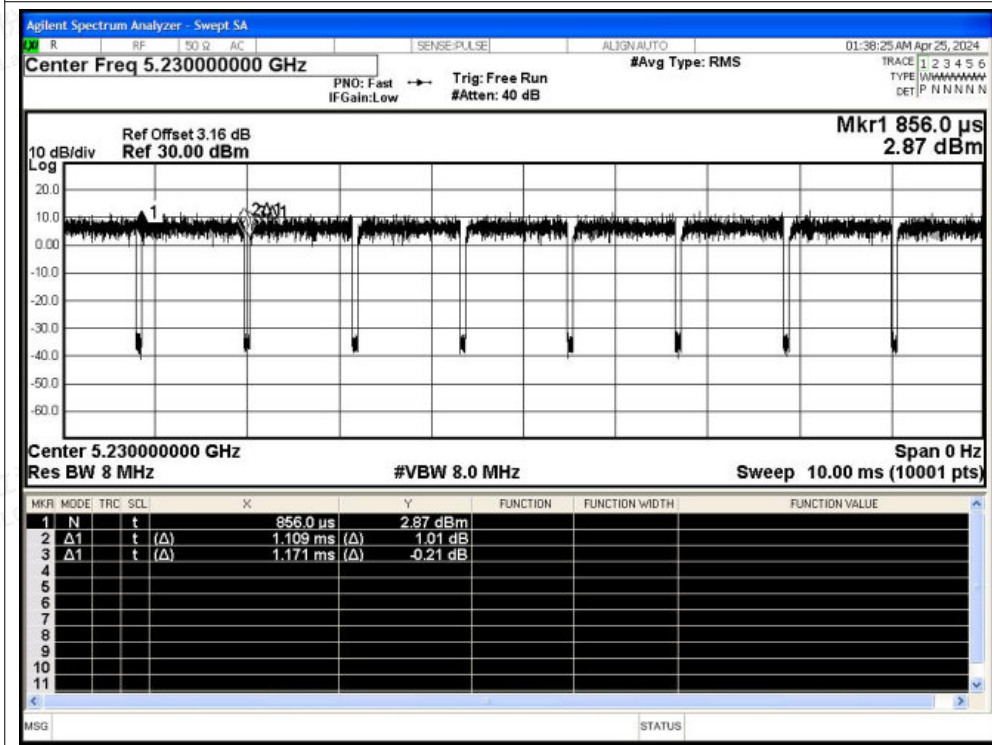




Duty Cycle NVNT n40 5190MHz Ant3

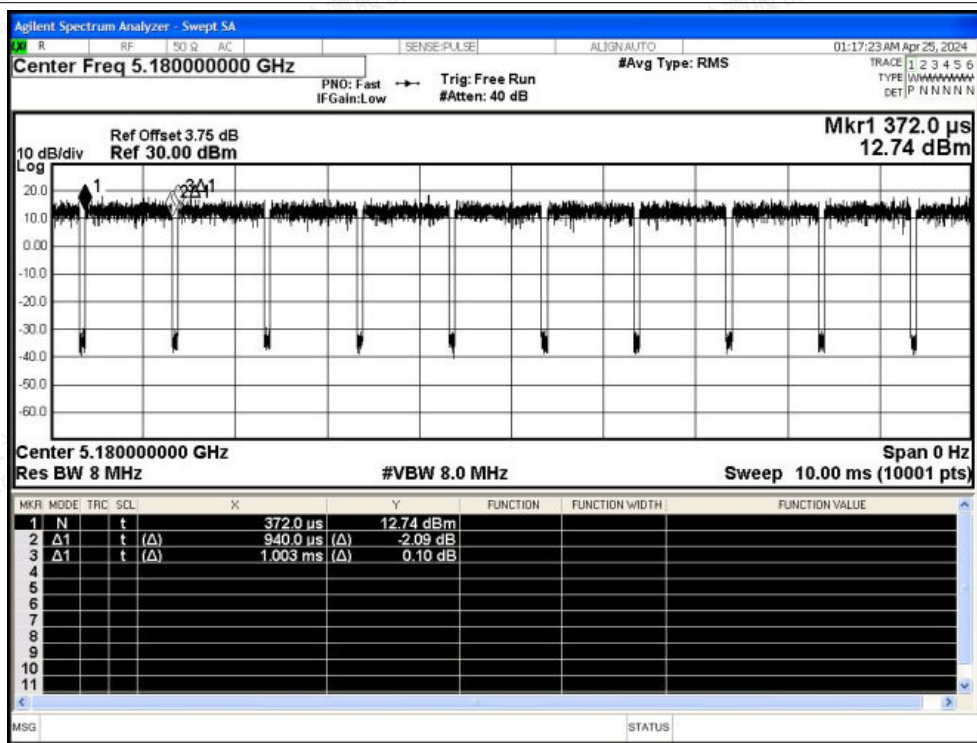


Duty Cycle NVNT n40 5230MHz Ant3

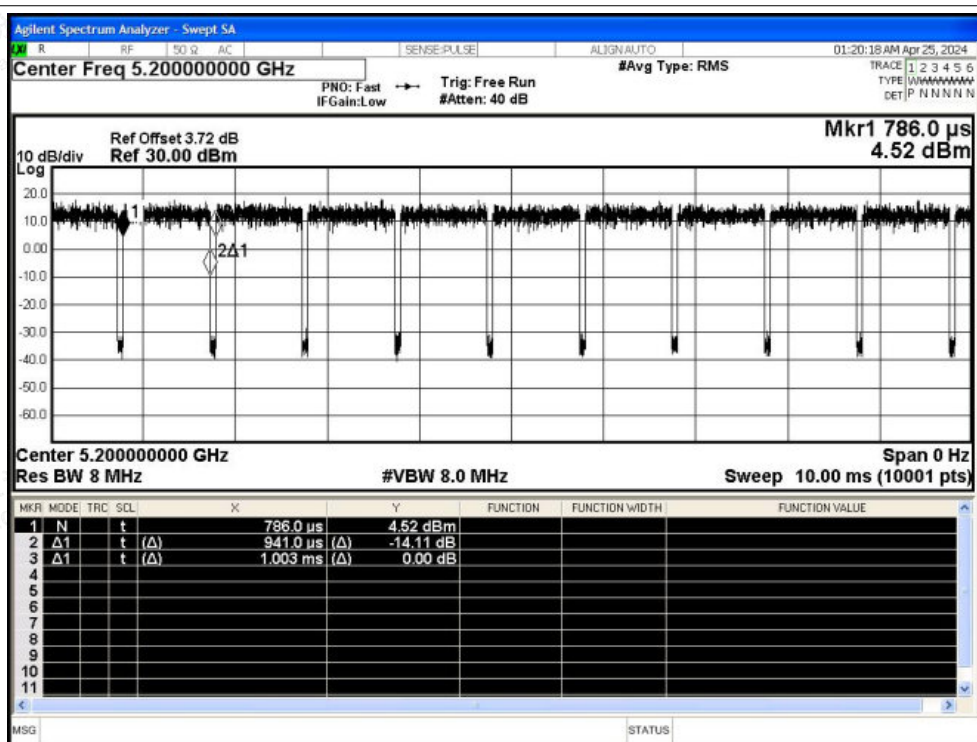




Duty Cycle NVNT ac20 5180MHz Ant3

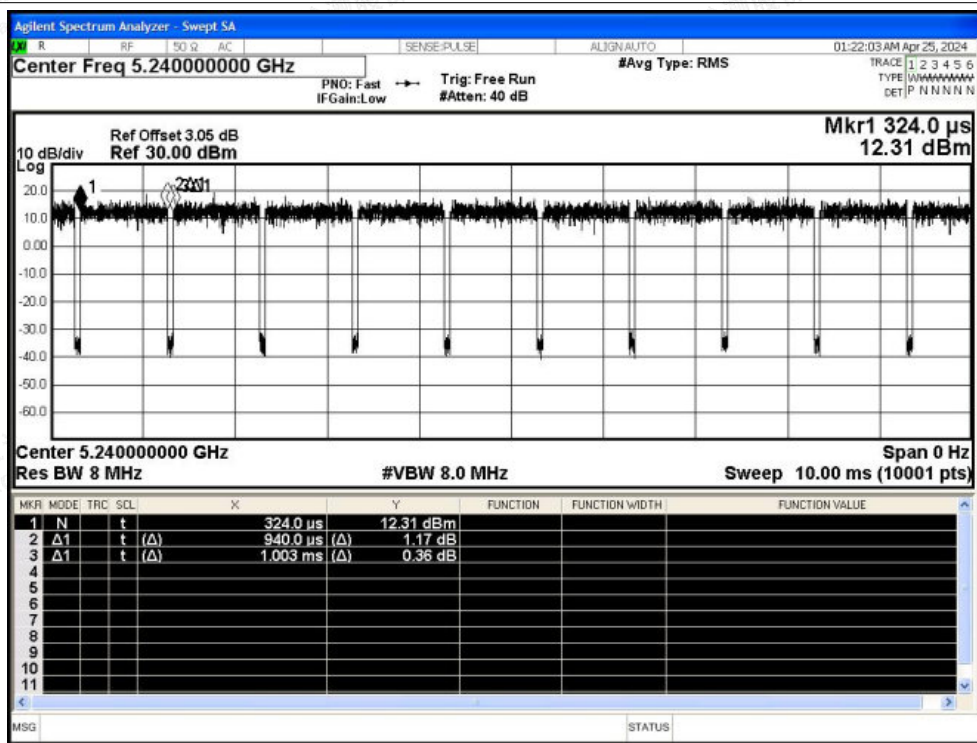


Duty Cycle NVNT ac20 5200MHz Ant3

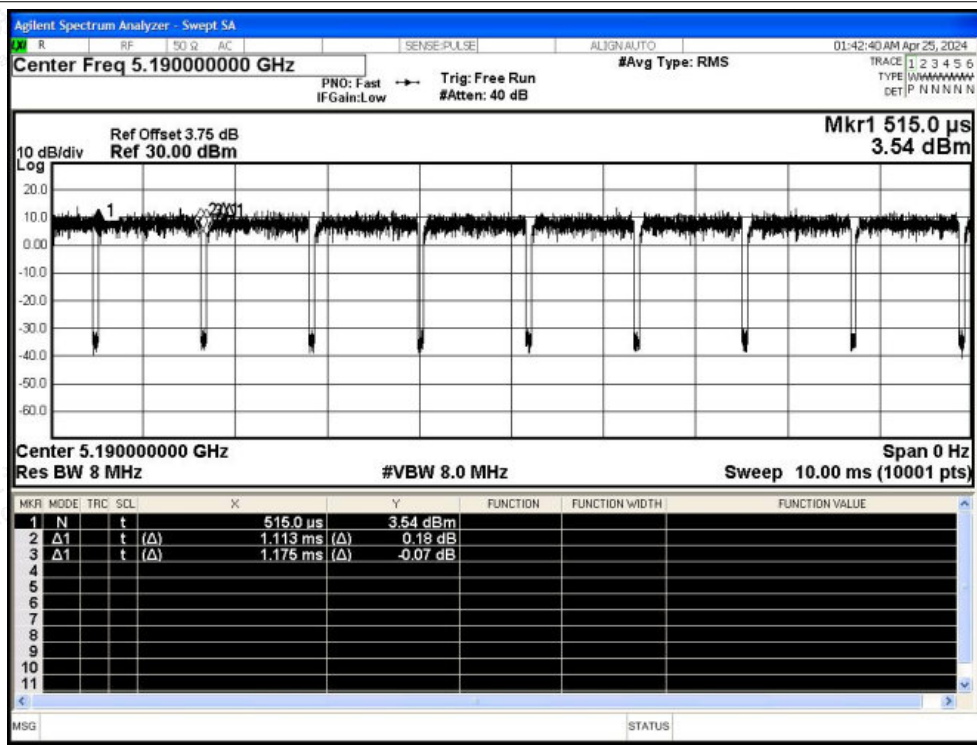




Duty Cycle NVNT ac20 5240MHz Ant3

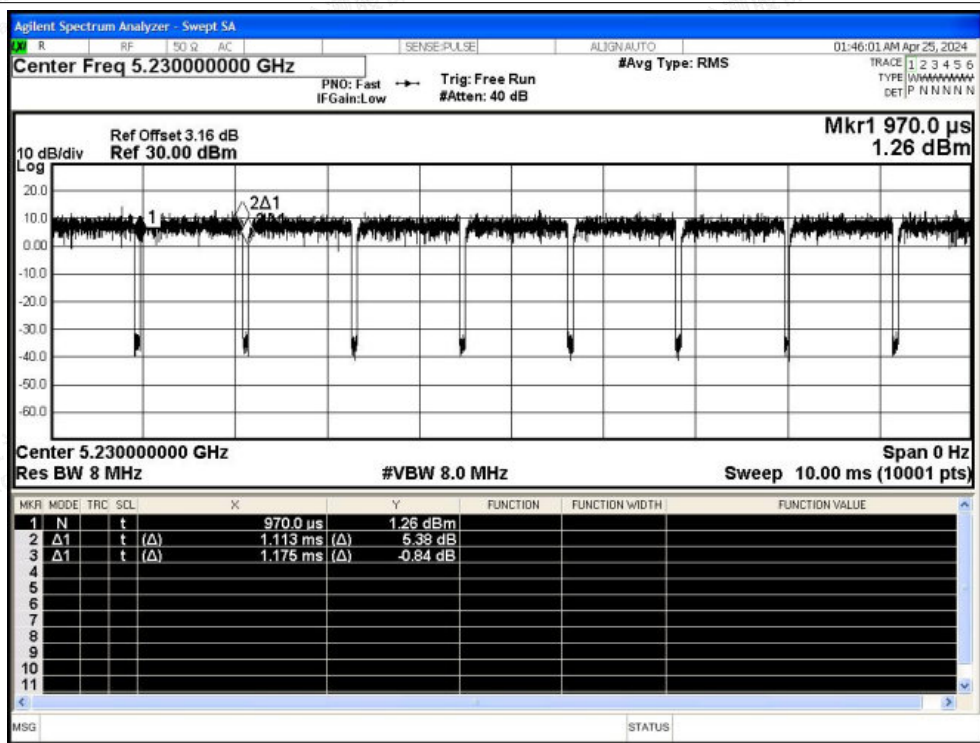


Duty Cycle NVNT ac40 5190MHz Ant3

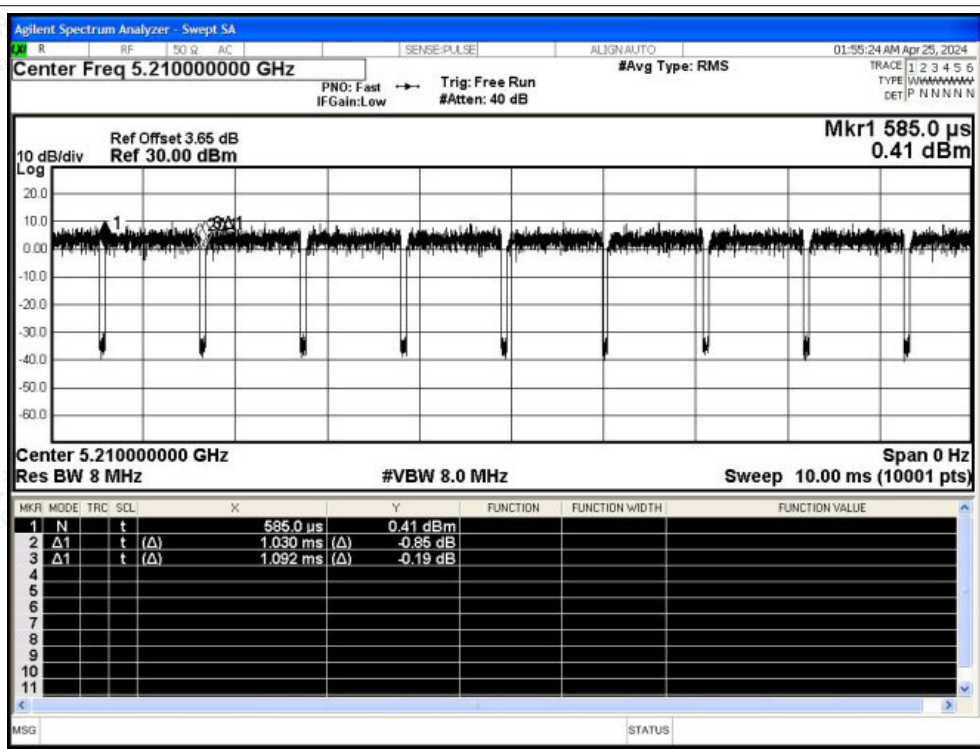




Duty Cycle NVNT ac40 5230MHz Ant3



Duty Cycle NVNT ac80 5210MHz Ant3





Condition	Mode	Frequency (MHz)	Antenna	Duty Cycle (%)	Correction Factor (dB)	1/T (kHz)
NVNT	a	5180	Ant4	94.56	0.24	0.91
NVNT	a	5200	Ant4	94.65	0.24	0.91
NVNT	a	5240	Ant4	94.65	0.24	0.91
NVNT	n20	5180	Ant4	93.77	0.28	1.07
NVNT	n20	5200	Ant4	93.77	0.28	1.07
NVNT	n20	5240	Ant4	93.67	0.28	1.07
NVNT	n40	5190	Ant4	94.71	0.24	0.9
NVNT	n40	5230	Ant4	94.71	0.24	0.9
NVNT	ac20	5180	Ant4	93.72	0.28	1.06
NVNT	ac20	5200	Ant4	93.82	0.28	1.06
NVNT	ac20	5240	Ant4	93.72	0.28	1.06
NVNT	ac40	5190	Ant4	94.72	0.24	0.9
NVNT	ac40	5230	Ant4	94.72	0.24	0.9
NVNT	ac80	5210	Ant4	94.41	0.25	0.97



Shenzhen LCS Compliance Testing Laboratory Ltd.

Add: 101, 201 Bldg A & 301 Bldg C, Juji Industrial Park Yabianxueziwei, Shajing Street, Baoan District, Shenzhen, 518000, China

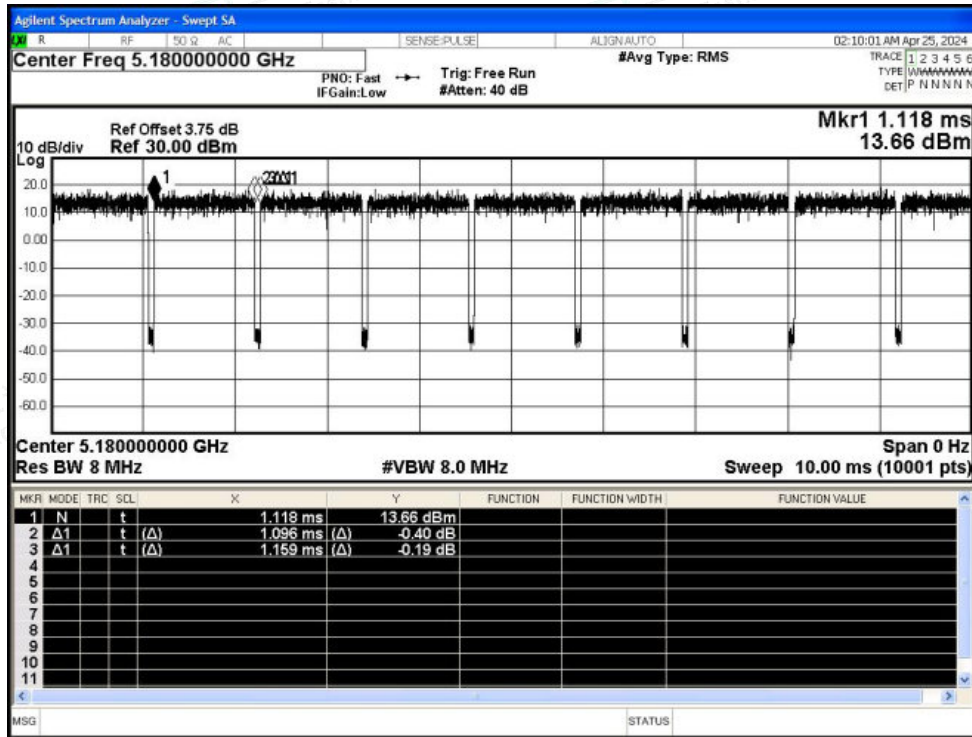
Tel: +(86) 0755-82591330 | E-mail: webmaster@lcs-cert.com | Web: www.lcs-cert.com

Scan code to check authenticity

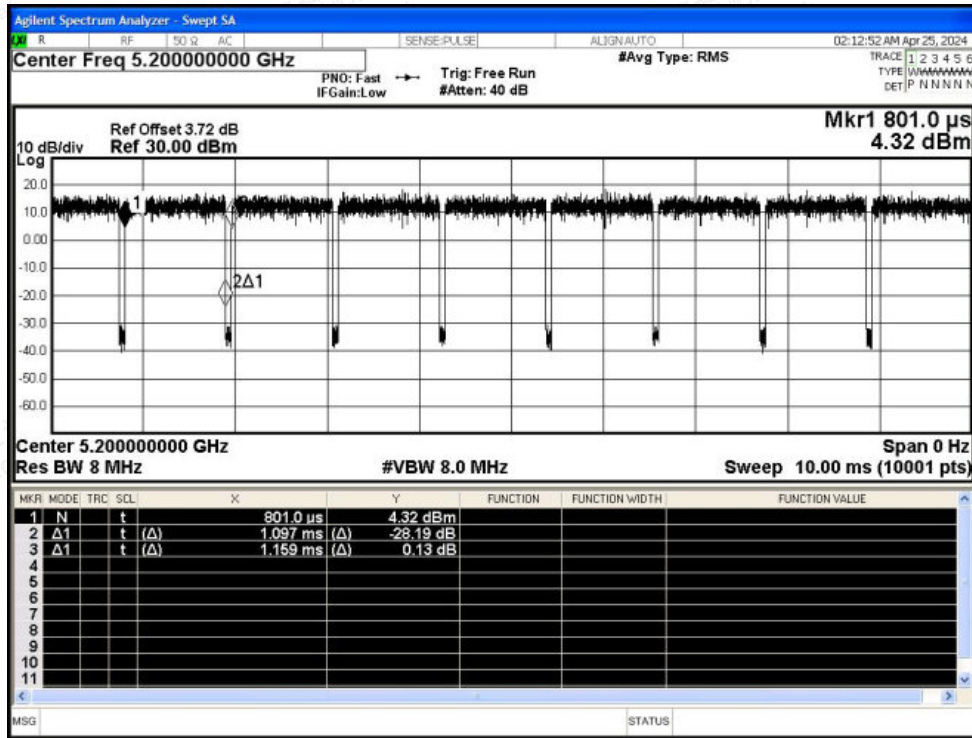


Test Graphs

Duty Cycle NVNT a 5180MHz Ant4

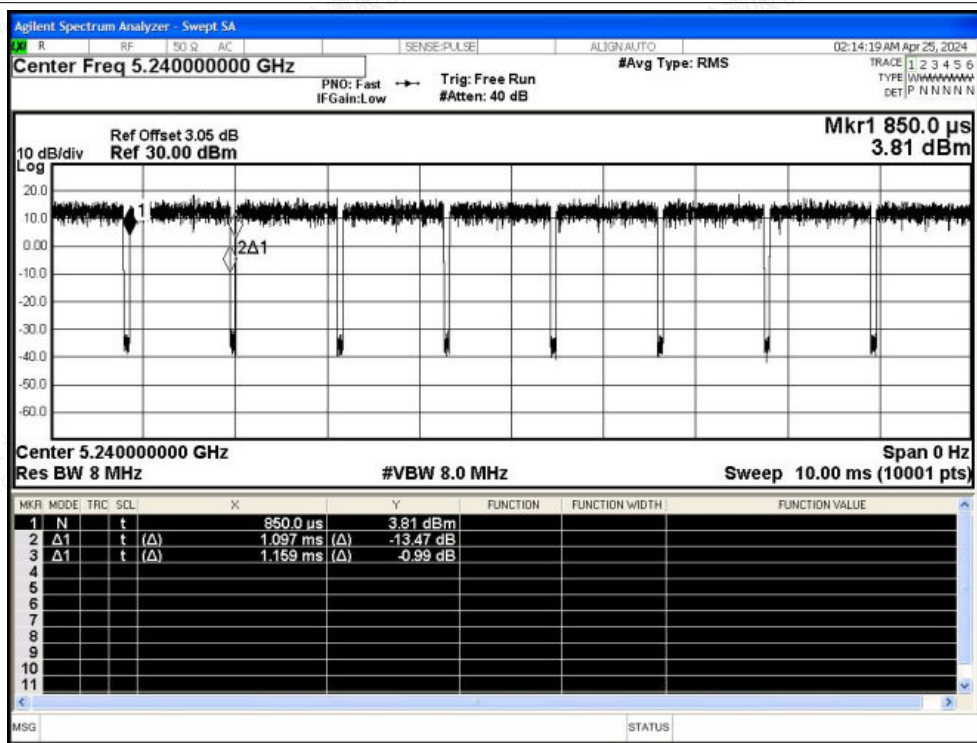


Duty Cycle NVNT a 5200MHz Ant4

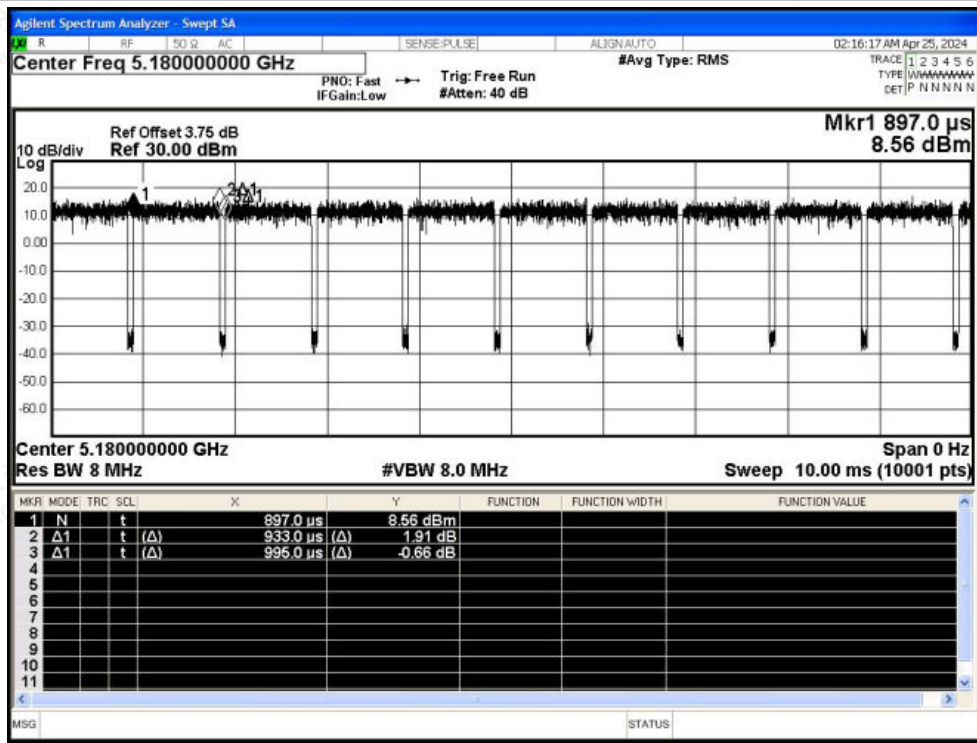




Duty Cycle NVNT a 5240MHz Ant4

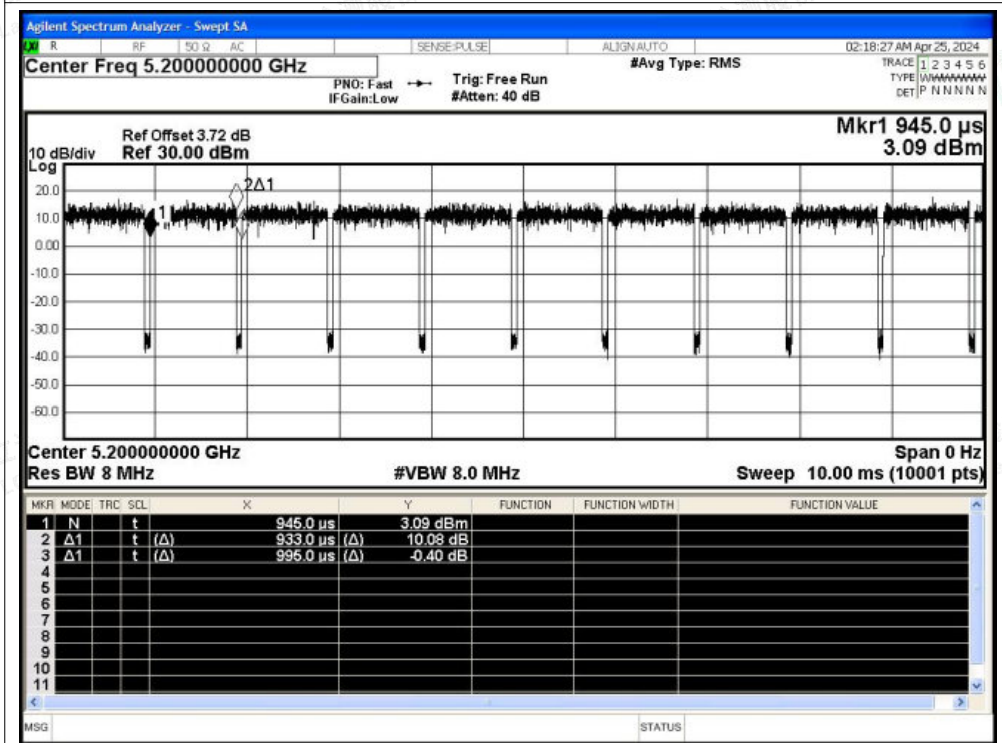


Duty Cycle NVNT n20 5180MHz Ant4

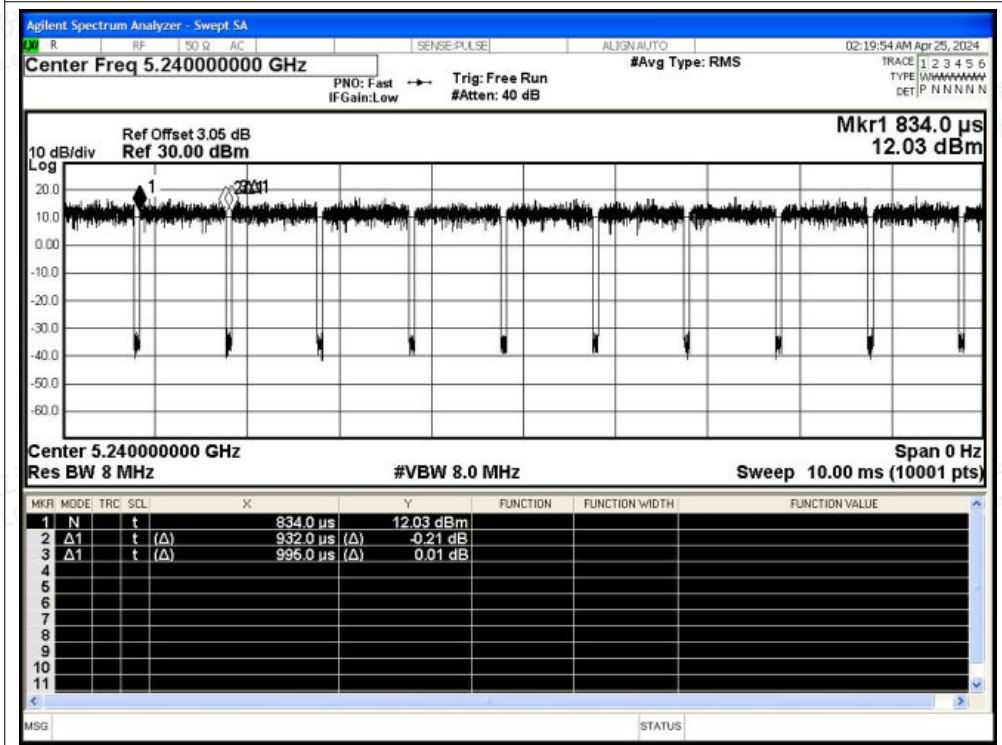




Duty Cycle NVNT n20 5200MHz Ant4

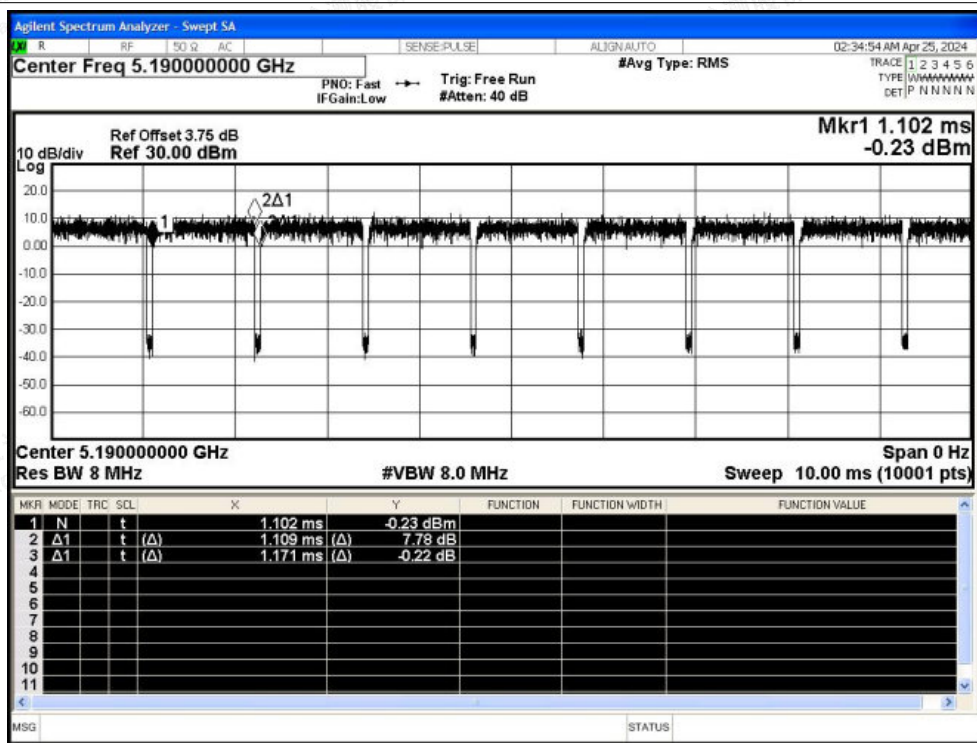


Duty Cycle NVNT n20 5240MHz Ant4

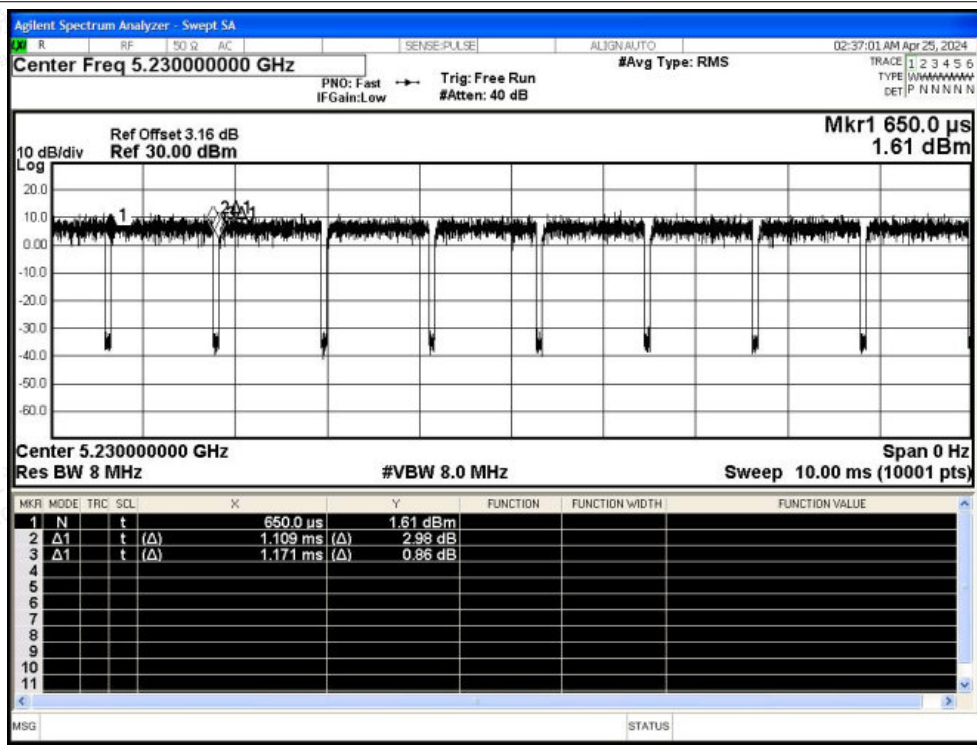




Duty Cycle NVNT n40 5190MHz Ant4

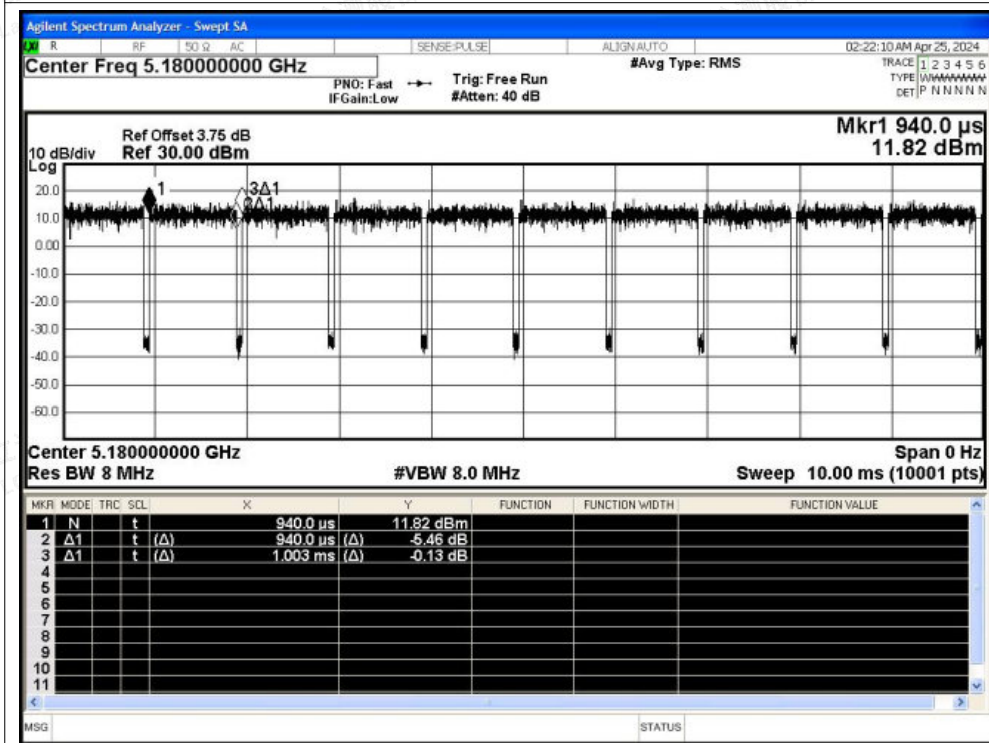


Duty Cycle NVNT n40 5230MHz Ant4

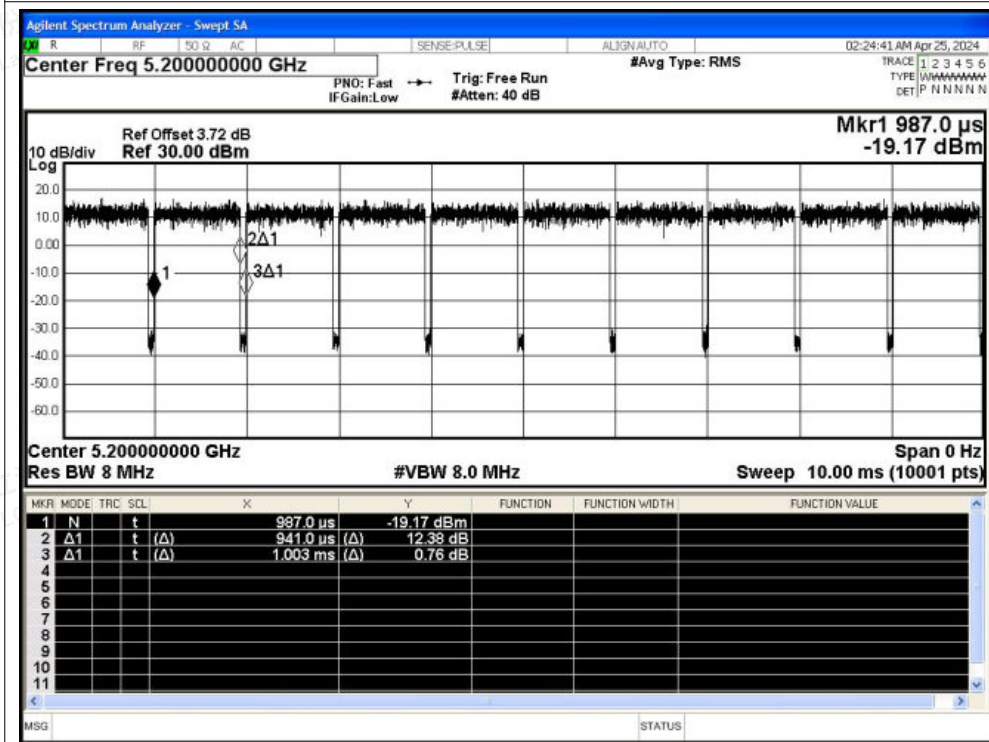




Duty Cycle NVNT ac20 5180MHz Ant4

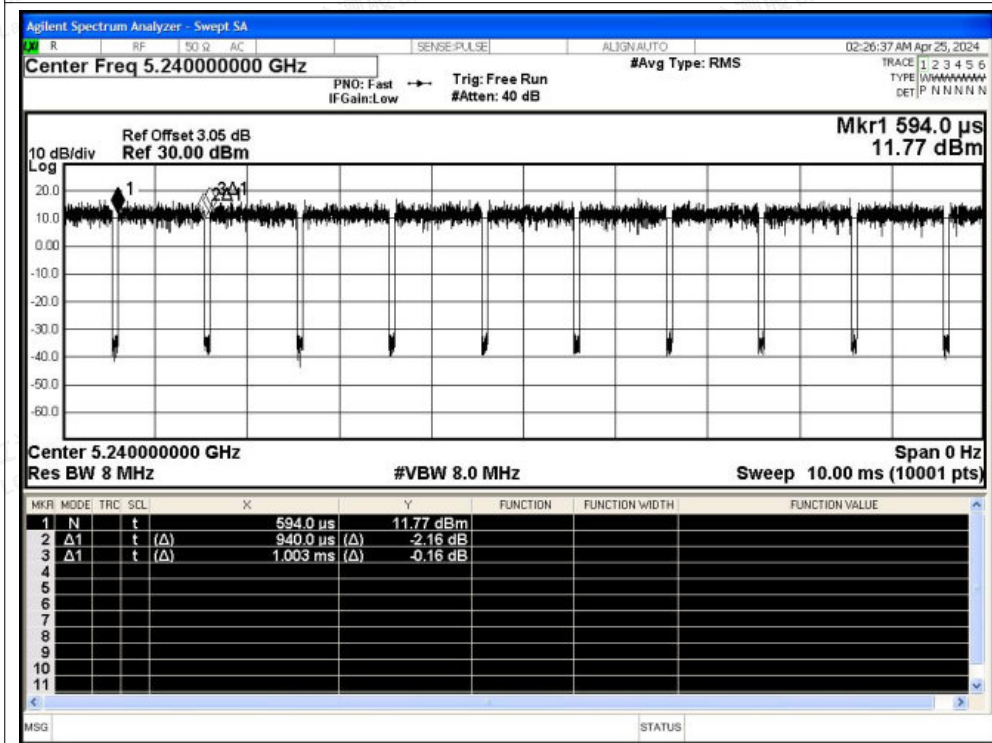


Duty Cycle NVNT ac20 5200MHz Ant4

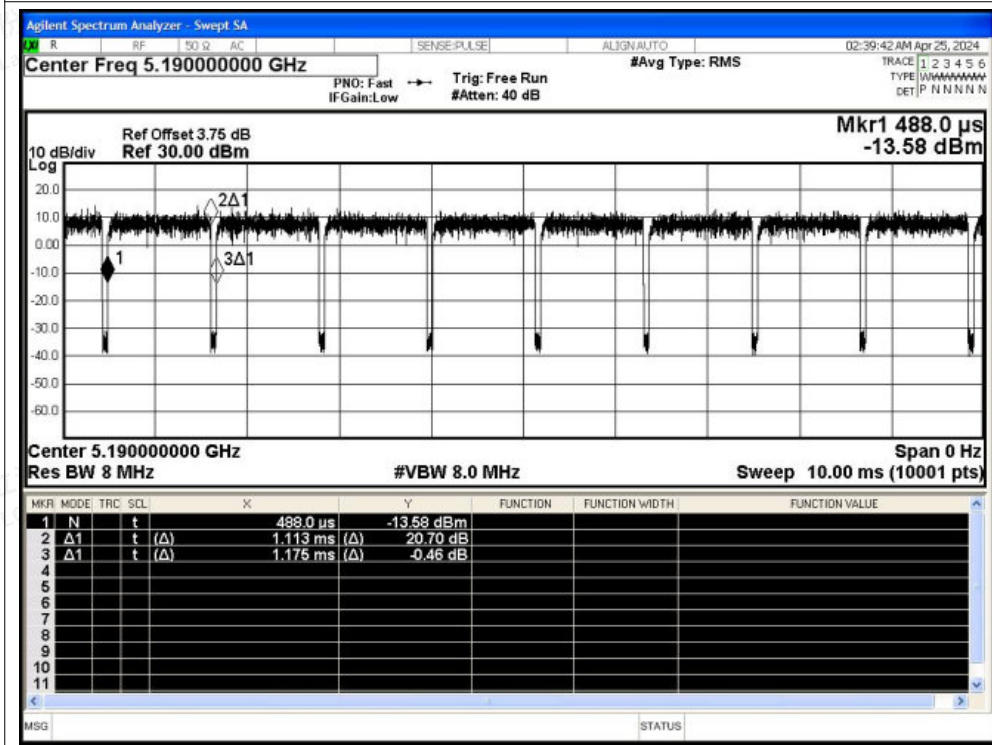




Duty Cycle NVNT ac20 5240MHz Ant4

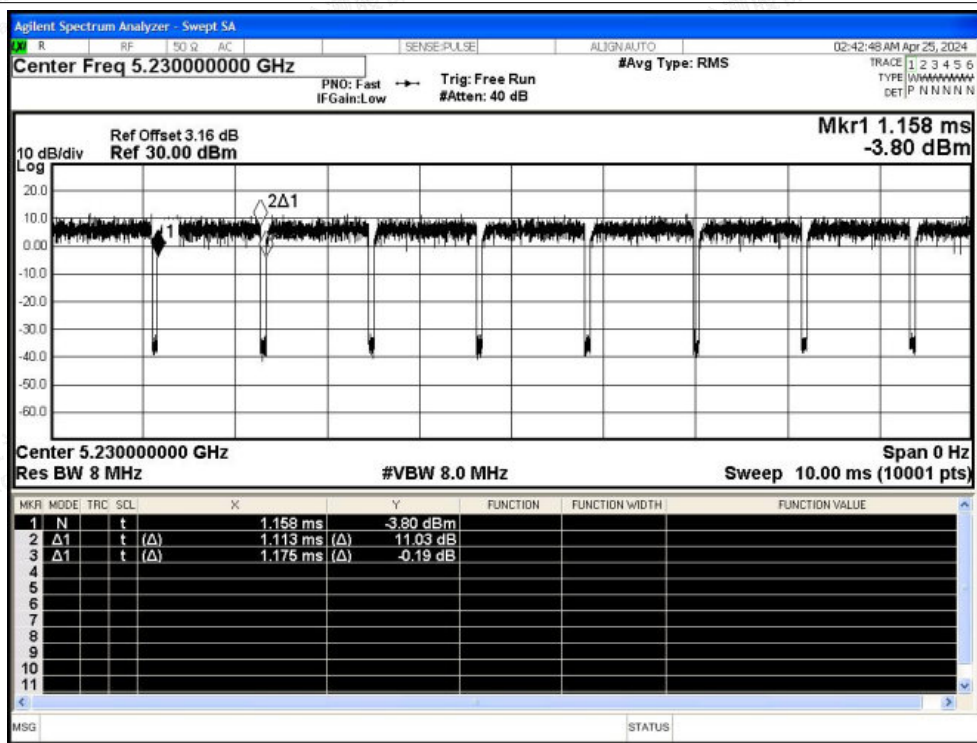


Duty Cycle NVNT ac40 5190MHz Ant4





Duty Cycle NVNT ac40 5230MHz Ant4



Duty Cycle NVNT ac80 5210MHz Ant4

