

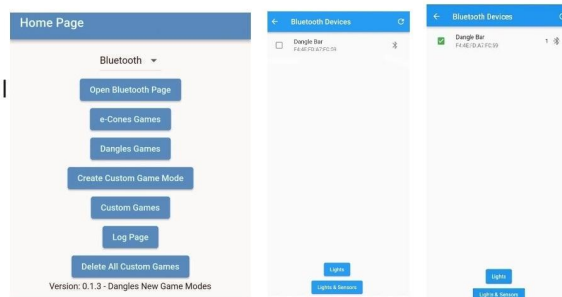
# DangleUser Manual

- Product Name:Dangle
- Applicant: BSC Products Limited
- Model:BS002

This document walks through how to connect Dangles to the Bolt Sports mobile APP and test out the functionality of the product.

1.Power on the device

2. Open Bolt Sports Mobil App and select “Open Bluetooth Page”

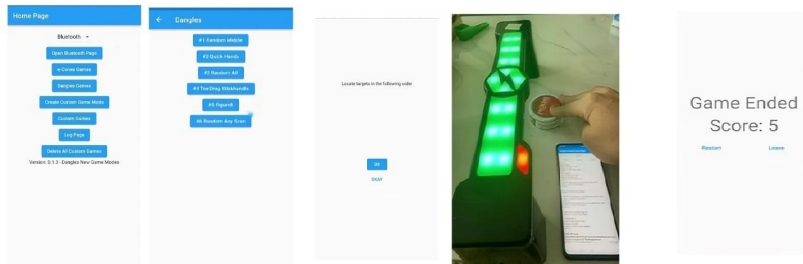


3. Connect to “Dangle Bar” by clicking the checkbox or Bluetooth icon

4.Return to menu and navigate to “Dangles Games”

5.Select “#5 Figure 8” and press “OK”

6.Wave hand in front of sensor to start. Press “leave” once game is over.

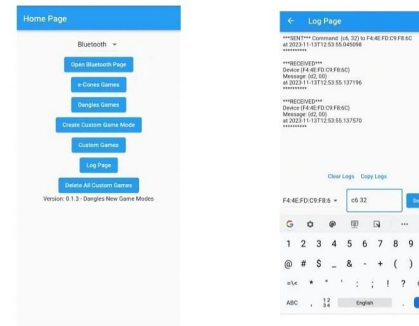


7.Navigate to “Log Page”

8. Can test sending commands such as:

- > C6 32 (send this command to turn on the sensors)
- > C2 22 (turn all colors green)
- > C2 31 (turn half the device blue/red)
- > C1 01 (activate the middle sensor - sensor remains on when hit)
- > C1 20 (activate the bottom sensor (side with power button) - sensor turns off when hit)

9. Disconnect or power off device



## **Warning Statement**

This device complies with part 15 of the FCC Rules. Operation is subject to the following two conditions: (1) This device may not cause harmful interference, and (2) this device must accept any interference received, including interference that may cause undesired operation.

Any Changes or modifications not expressly approved by the party responsible for compliance could void the user's authority to operate the equipment.

**Note:** This equipment has been tested and found to comply with the limits for a Class B digital device, pursuant to part 15 of the FCC Rules. These limits are designed to provide reasonable protection against harmful interference in a residential installation. This equipment generates uses and can radiate radio frequency energy and, if not installed and used in accordance with the instructions, may cause harmful interference to radio communications. However, there is no guarantee that interference will not occur in a particular installation. If this equipment does cause harmful interference to radio or television reception, which can be determined by turning the equipment off and on, the user is encouraged to try to correct the interference by one or more of the following measures:

- Reorient or relocate the receiving antenna.
- Increase the separation between the equipment and receiver.
- Connect the equipment into an outlet on a circuit different from that to which the receiver is connected.
- Consult the dealer or an experienced radio/TV technician for help.

This equipment complies with FCC radiation exposure limits set forth for an uncontrolled environment. This equipment should be installed and operated with minimum distance 20cm between the radiator & your body.