



承 认 书

SPECIFICATION FOR APPROVAL

客户名称 Customer Name	吉祥星		
客户项目名 Customer Project Name		顺达成项目名 SDC Project Name	
客户编码 Customer P/N		顺达成料号 SDC P/N	WF4797B-0814L-50
频段 Band	WIFI2.4G		
版本号 Version	A0		
设计人信息/Designer Information			
射频工程师 RF Engineer	杨永辉	研发主管 R&D Director	符学荣
结构工程师 ME Engineer	李瑶娜		

审批/ Approval			客户批准/Customer Approval		
	制作 Prepared By	审核 Checked By	批准 Approval By	审核 Checked By	批准 Approval By
签章 Signature	李瑶娜	杨永辉	符学荣		
日期 Date	2023.10.26	2023.10.26	2023.10.26		

修订履历/Change Log				
版本 Version	修订内容 Change Description	责任人 Person in Charge	核准 Approval By	日期 Date

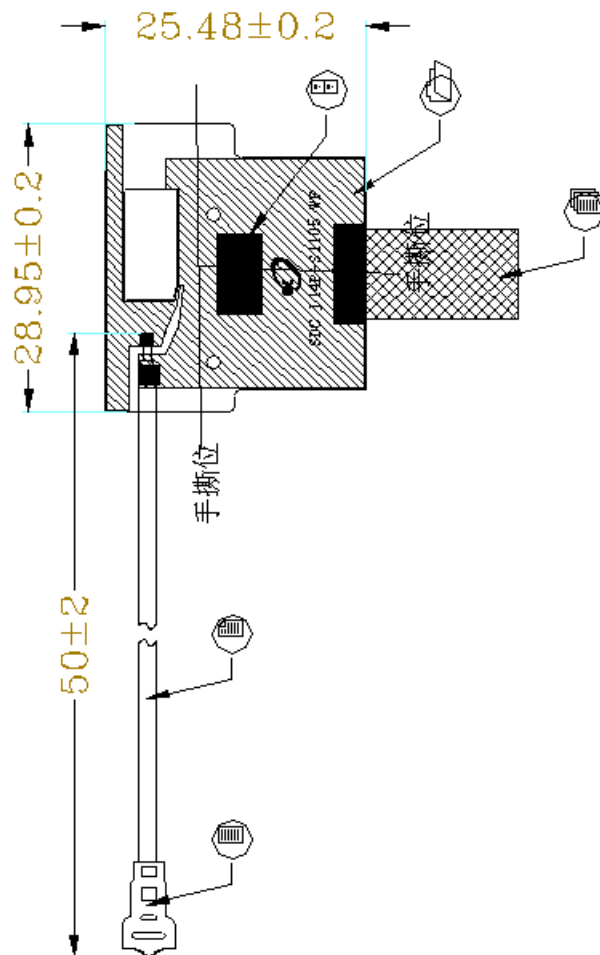


目录/Catalogue

序号 No.	项目 Item	页码 Page No.
1	图纸或实物图片 Drawing or Product Image	4
2	尺寸测量报告 Dimensions Test Report	5
3	射频性能测试报告 RF Performance Test Report	6-9



产品图纸或实物图片
Drawing or Product Image





样品尺寸测量报告

Sample Dimensions Test Report

测试日期 Test Date	2023. 10. 17	样品数量 Sample Qty.	3	测试人 Inspector	许燕芳
尺寸编号 Dimension No.	标准 Standard	样品 1 Sample 1	样品 2 Sample 2	样品 3 Sample 3	Pass/NG
①长度	28.95±0.2mm	28.95	28.95	29.05	Pass
②宽度	25.48±0.2mm	25.48	25.58	25.6	Pass
③厚度	0.1±0.05mm	0.1	0.1	0.1	Pass
④线长	50±2mm	50	51	50	Pass
⑤					
⑥					
⑦					
最终结论 Conclusion					PASS
测试人&日期 Inspector & Date	许燕芳 2023. 10. 17		批准&日期 Approval & Date		



射频性能测量报告

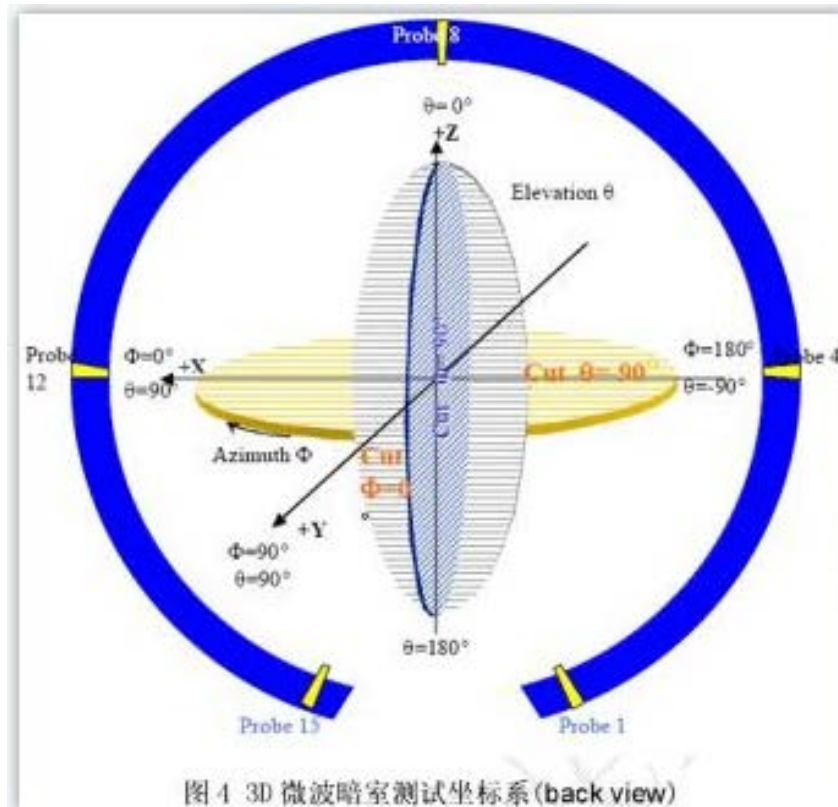
RF Performance Test Report

天线测试设备简介

Antenna Test Equipment Introduction

测试天线输入特性使用 Agilent E5071C and Agilent 5062A 矢量网络分析仪；辐射特性利用广屏三维近场暗室进行测试，并分别使用 8960 E5515 和 Agilent E4438C 进行了分析。暗房的测试坐标如下：

Test of antenna input characteristics using Agilent E5071C and Agilent 5062A vector network analyzer; The radiation pattern of the antenna are tested using the guangping 3D near field Anechoic Chamber, and the instrument is used to agilent8960 E5515 and Agilent E4438C. The test coordinates of the darkroom are as follows:



1. S11 参数测量 / S11 Parameter-VSWR

使用一根 50Ω 同轴电缆连接到天线，然后该电缆连接到网络分析仪测量 S11 参数，被测量产品远离金属至少 20 厘米。

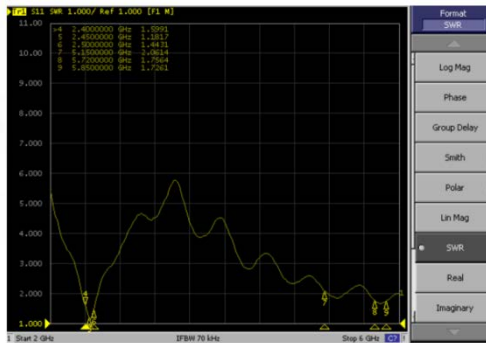
Measuring Method is a 50Ω coaxial cable is connected to the antenna. Then this cable is connected to a network analyzer to measure the S11 parameter, Keeping this fixture away from metal at least 20cm.

S11 Parameter-VSWR



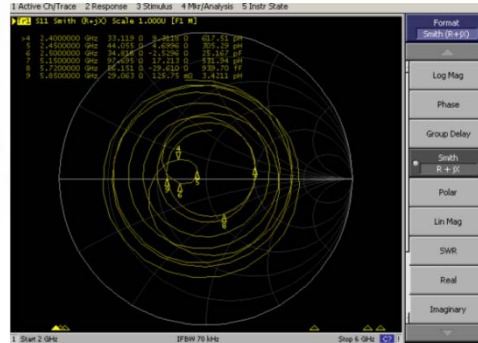
S11 Parameter-SWR

WIFI 主天线



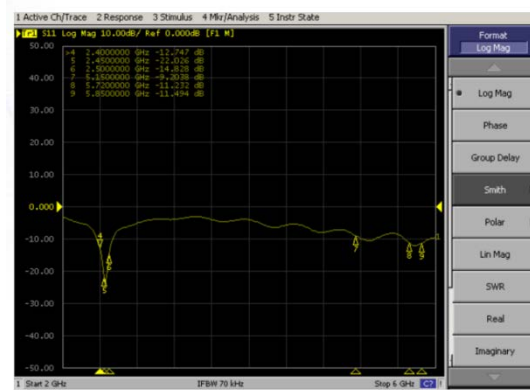
S11 Parameter-Smith

WIFI 主天线



S11 Parameter-Log Mag

WIFI 主天线



2. 天线匹配网络/Antenna Matching Network

Antenna



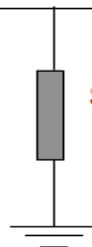
Series
N/A

PA

Shunt 01
N/A

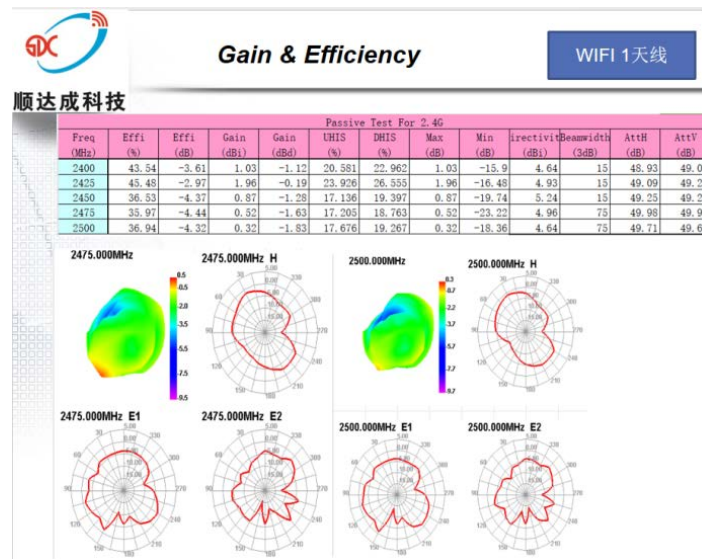
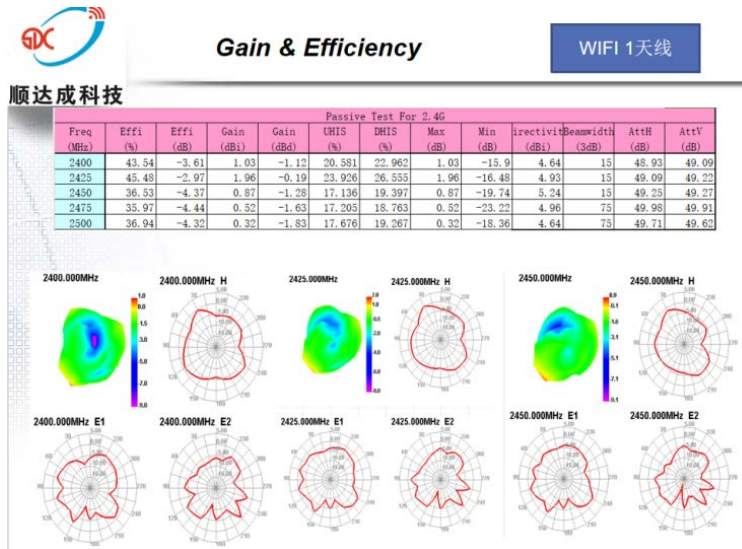


Shunt 02
N/A





3. Gain & Efficiency



Antena Gain

Fre (MHz)	Effi(%)	Effi(dB)	Max Gain(db)	Min Gain(db)
2400	43.54	-3.61	1.03	-15.9
2425	45.48	-2.97	1.96	-16.48
2450	36.53	-4.37	0.87	-19.74
2475	35.97	-4.44	0.52	-23.22
2500	36.94	-4.32	0.32	-18.36