

TEST REPORT

Applicant: Shenzhen Zhixu Technology Co., LTD
1101, Building A, Guoren Building, Keji Zhongsan Road, Gaoxin Park, Nanshan District, Shenzhen City, China.

Address:

Equipment Type: PCB Onboard Antenna

Model Name: ZXD1888

Brand Name: Kashimura

Test Standard: ANSI/IEEE Std 149-1979

Test Date: Sep. 23, 2022

Date of Issue: Sep. 27, 2022

ISSUED BY:

Shenzhen BALUN Technology Co., Ltd.



Tested by: Mai Jintian

Checked by: Tolan Tu

Approved by: Wei Yanquan
(Chief Engineer)

Mai Jintian

Tolan Tu

Wei Yanquan

Revision History		
Version	Issue Date	Revisions
<u>Rev. 01</u>	<u>Sep. 27, 2022</u>	<u>Initial Issue</u>

TABLE OF CONTENTS

1	GENERAL INFORMATION.....	3
1.1	Test Laboratory.....	3
1.2	Test Location.....	3
2	PRODUCT INFORMATION	4
2.1	Applicant Information.....	4
2.2	Manufacturer Information	4
2.3	General Description for Equipment under Test (EUT)	4
2.4	Ancillary Equipment.....	4
2.5	Technical Information.....	4
3	SUMMARY OF TEST RESULTS.....	5
3.1	Test Standards.....	5
3.2	Test Verdict.....	5
3.3	Test Uncertainty.....	5
4	GENERAL TEST CONFIGURATIONS	6
4.1	Test Condition.....	6
4.2	Test Equipment List.....	6
4.3	Test Setup.....	7
ANNEX A	TEST RESULTS.....	8
A.1	Gain and Efficiency	8
ANNEX B	RADIATION PATTERN	9
ANNEX C	TEST SETUP PHOTOS	12
ANNEX D	EUT PHOTO	12

1 GENERAL INFORMATION

1.1 Test Laboratory

Name	Shenzhen BALUN Technology Co., Ltd.
Address	Block B, 1/F, Baisha Science and Technology Park, Shahe Xi Road, Nanshan District, Shenzhen, Guangdong Province, P. R. China
Phone Number	+86 755 6685 0100

1.2 Test Location

Name	Shenzhen BALUN Technology Co., Ltd.
Location	<input checked="" type="checkbox"/> Block B, 1/F, Baisha Science and Technology Park, Shahe Xi Road, Nanshan District, Shenzhen, Guangdong Province, P. R. China
	<input type="checkbox"/> 1/F, Building B, Ganghongji High-tech Intelligent Industrial Park, No. 1008, Songbai Road, Yangguang Community, Xili Sub-district, Nanshan District, Shenzhen, Guangdong Province, P. R. China

2 PRODUCT INFORMATION

2.1 Applicant Information

Applicant	Shenzhen Zhixu Technology Co., LTD
Address	1101, Building A, Guoren Building, Keji Zhongsan Road, Gaoxin Park, Nanshan District, Shenzhen City, China.

2.2 Manufacturer Information

Manufacturer	Shenzhen Zhixu Technology Co., LTD
Address	1101, Building A, Guoren Building, Keji Zhongsan Road, Gaoxin Park, Nanshan District, Shenzhen City, China.

2.3 General Description for Equipment under Test (EUT)

EUT Name	PCB Onboard Antenna
Model Name Under Test	ZXD1888
Antenna Type	PCB Antenna
Dimensions	9.82*5.23 mm



2.4 Ancillary Equipment

Note: Not applicable.

2.5 Technical Information

Test Frequencies	2400MHz, 2410MHz, 2420MHz, 2430MHz, 2440MHz, 2450MHz, 2460MHz, 2470MHz, 2480MHz, 2490MHz, 2500MHz
------------------	---

3 SUMMARY OF TEST RESULTS

3.1 Test Standards

No.	Identity	Document Title
1	ANSI/IEEE Std 149-1979	IEEE Standard Test Procedures for Antennas

3.2 Test Verdict

Report Section	Description	Remark
ANNEX A.1	Gain and Efficiency	--
ANNEX B	Radiation Pattern	--

3.3 Test Uncertainty

The uncertainty is calculated using the methods suggested in the "Guide to the Expression of Uncertainty in Measurement" (GUM) published by ISO.

Item	Uncertainty
Gain	$\pm 1.92\text{dB}$

4 GENERAL TEST CONFIGURATIONS

4.1 Test Condition

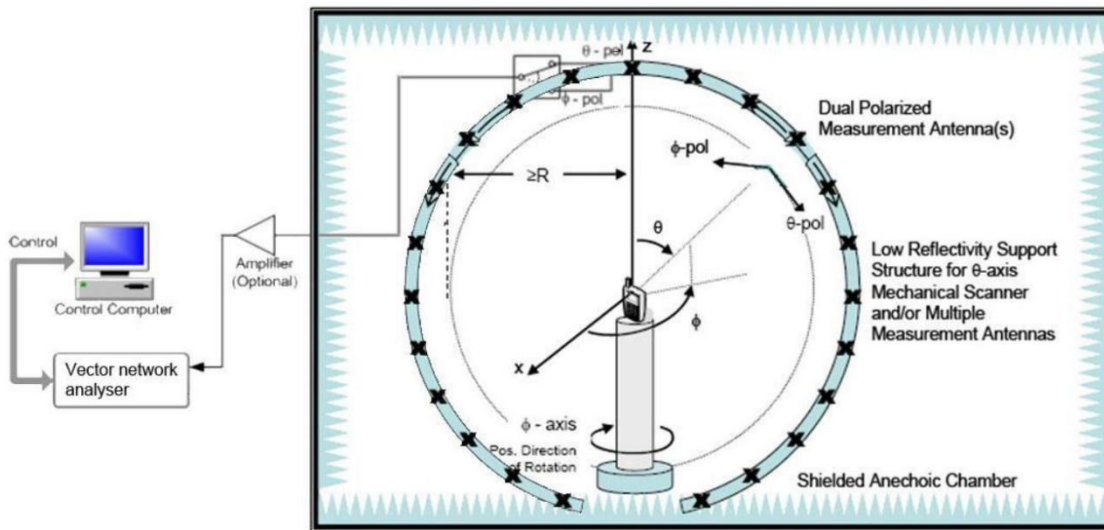
Environment Parameter	Selected Values During Tests			
	Ambient Pressure(KPa)	Temperature(°C)	Voltage	Relative Humidity (%)
Normal Temperature, Normal Voltage (NTNV)	101	25	N/A	50

4.2 Test Equipment List

Description	Manufacturer	Model	Serial No.	Cal. Date	Cal. Due
SG24 Multi-probe Antenna Measurement System	SATIMO	SG24-L	1101855-0001	2021.11.12	2024.11.11
Vector Network Analyzer	Agilent	E5071B	MY42404001	2022.04.02	2023.04.01
Description	Manufacturer	Name		Version	
Test Software	MVG	SPM		V 1.8	

4.3 Test Setup

4.3.1 Antenna gain, efficiency and radiation pattern test setup



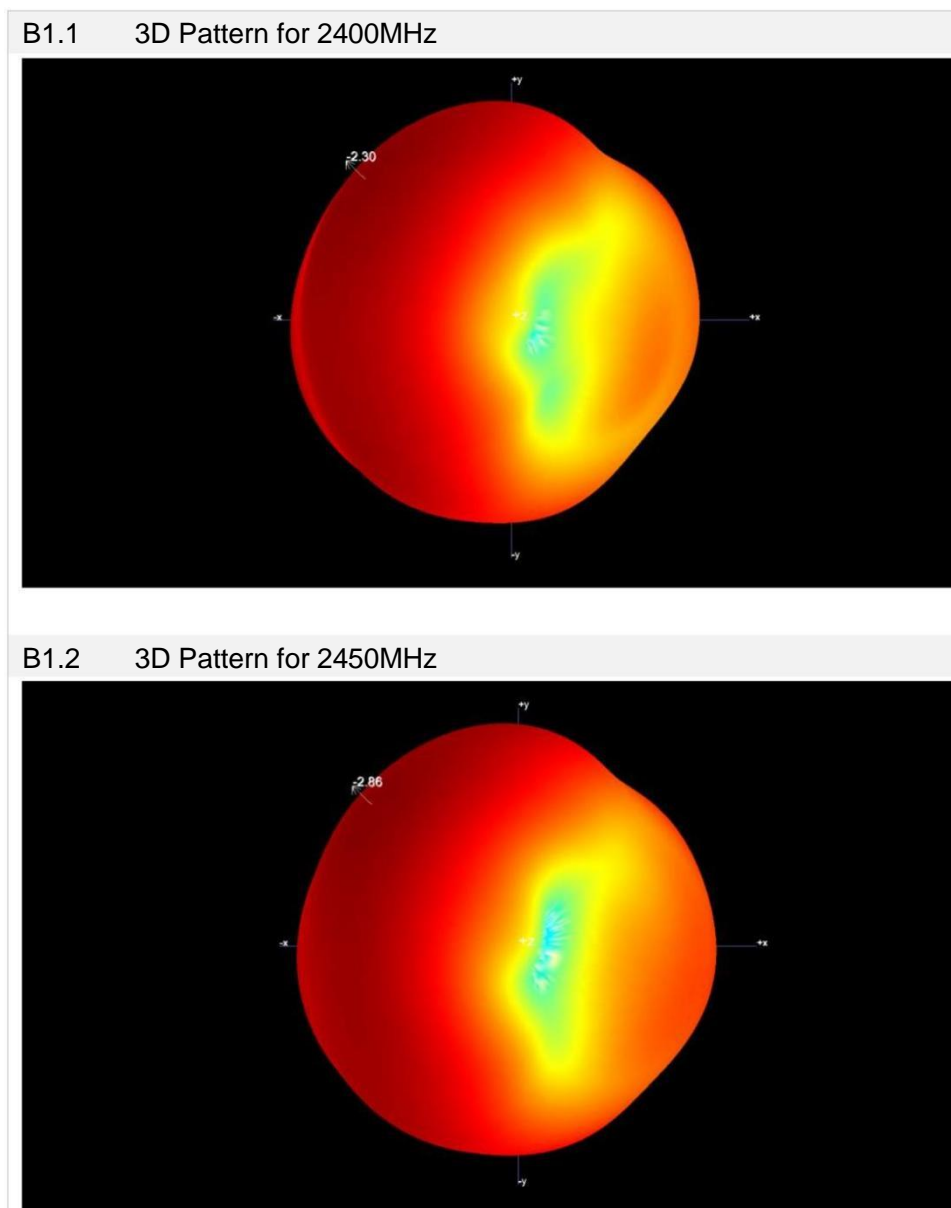
ANNEX A TEST RESULTS

A.1 Gain and Efficiency

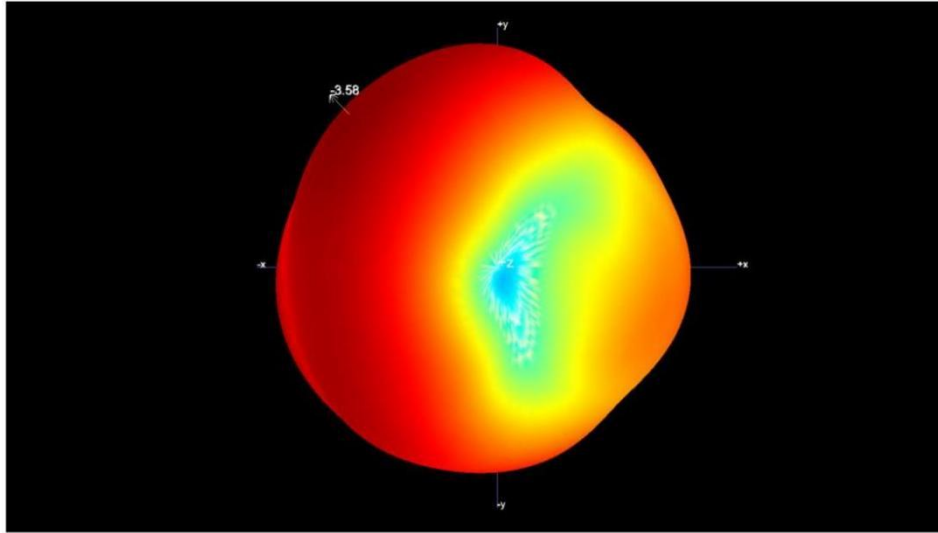
Frequency	Gain (dBi)	Efficiency (%)
2400MHz	-2.30	20
2410MHz	-2.40	20
2420MHz	-2.49	21
2430MHz	-2.57	20
2440MHz	-2.69	19
2450MHz	-2.86	19
2460MHz	-3.06	19
2470MHz	-3.23	19
2480MHz	-3.29	18
2490MHz	-3.22	18
2500MHz	-3.58	18

ANNEX B RADIATION PATTERN

B.1 3D Pattern

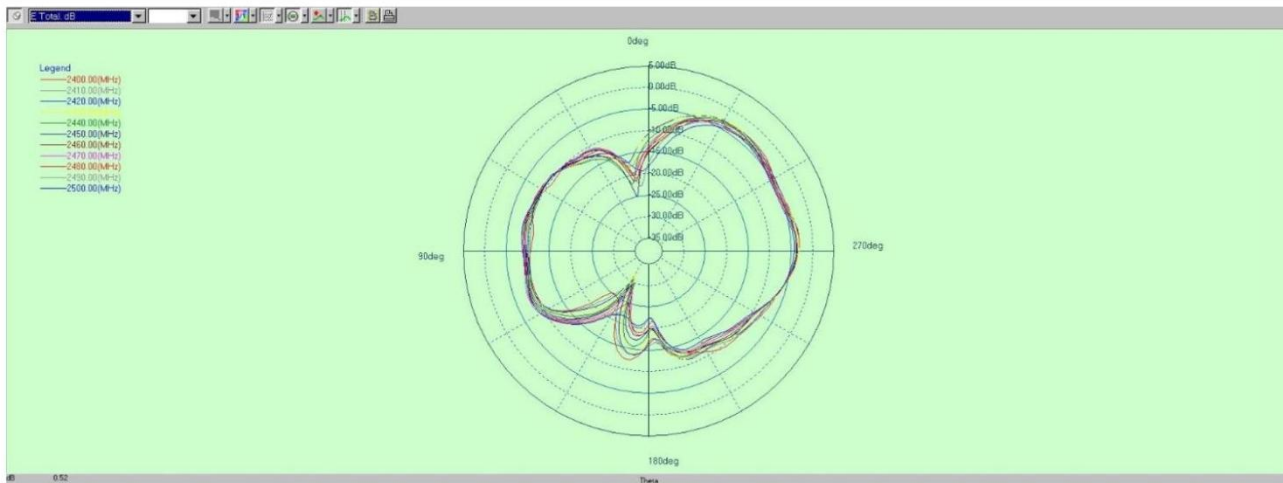


B1.3 3D Pattern for 2500MHz

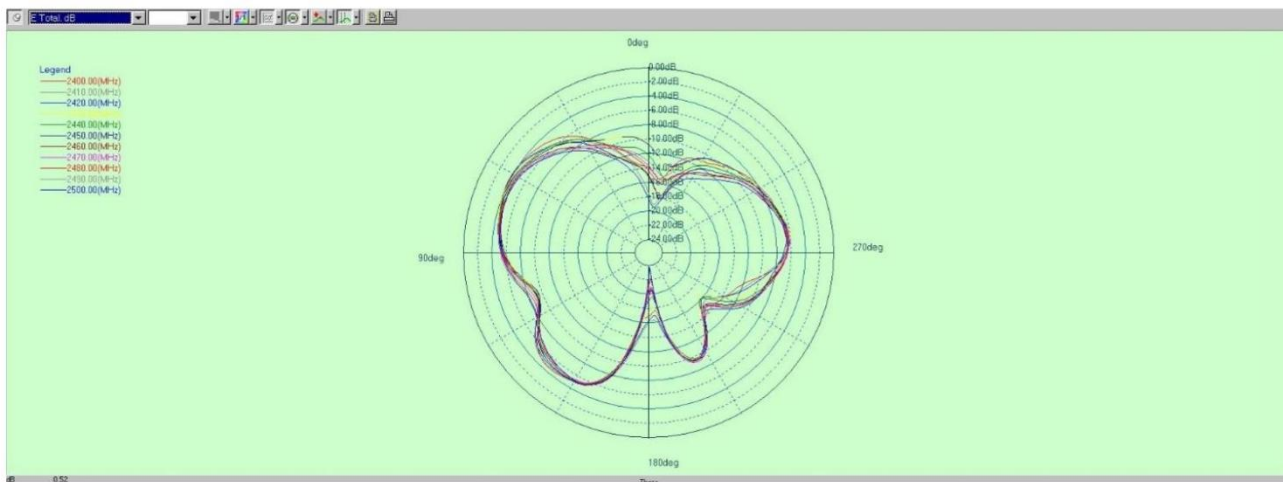


B.2 1D Radiation Pattern

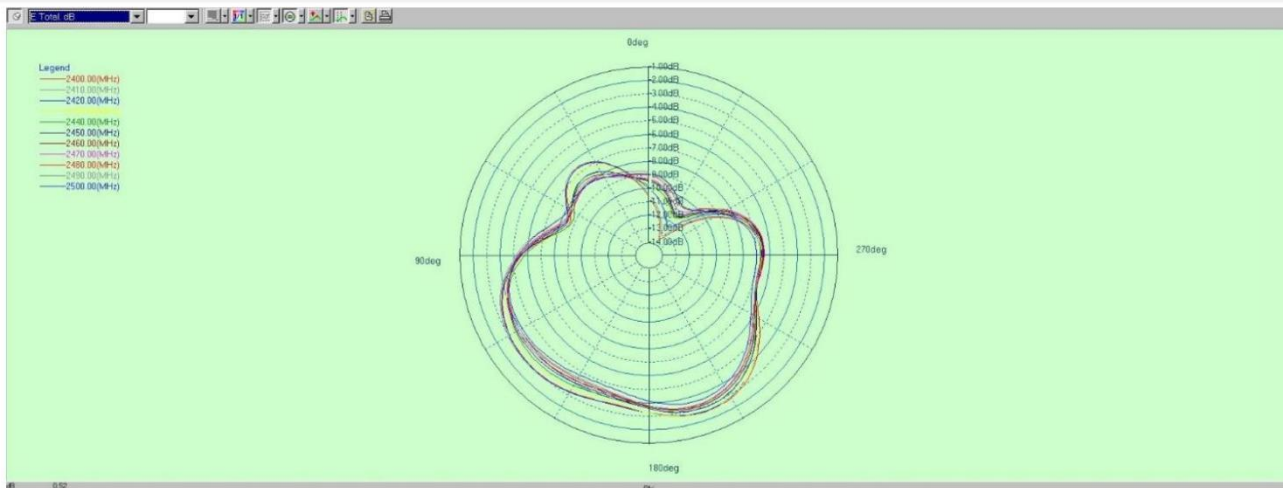
B2.1 PHI=0



B2.2 PHI=90



B2.3 THETA=90



Statement

1. The laboratory guarantees the scientificity, accuracy and impartiality of the test, and is responsible for all the information in the report, except the information provided by the customer. The customer is responsible for the impact of the information provided on the validity of the results.
2. The report without China inspection body and laboratory Mandatory Approval (CMA) mark has no effect of proving to the society.
3. For the report with CNAS mark or A2LA mark, the items marked with "☆" are not within the accredited scope.
4. This report is invalid if it is altered, without the signature of the testing and approval personnel, or without the "inspection and testing dedicated stamp" or test report stamp.
5. The test data and results are only valid for the tested samples provided by the customer.
6. This report shall not be partially reproduced without the written permission of the laboratory.
7. Any objection shall be raised to the laboratory within 30 days after receiving the report.

--END OF REPORT--