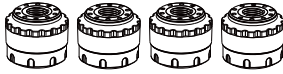


# WIRELESS TIRE PRESSURE MONITORING SYSTEM

## TS2 Sensor (On-valve) Instruction Manual



# TPMS



Implementation Standard:GB26149-2017

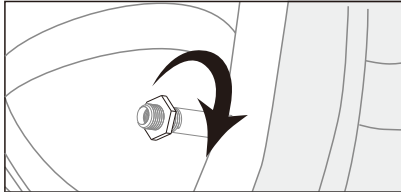
Sensors (4 sensors as standard) are already paired with monitor in package, fix sensors on tires then it's ready for use.

Be sure to fix sensor to right tire according to the tire position (LF, LR, RF, RR) marked on each sensor.

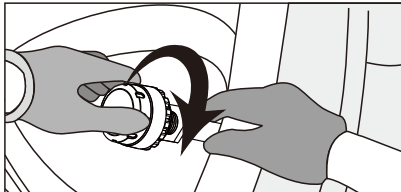
## SPECIFICATIONS

Detecting pressure range	0~6BAR (0~87PSI )
Operation temperature	-40°C~80°C
Storage temperature	-40°C~85°C
Frequency	433.92MHz
Transmission power	<10dBm
Pressure accuracy	±0.1 bar(±1.5 psi)
Temperature accuracy	±3°C
Dimension	21(dia.)x17.5(H)mm
Weight	9g

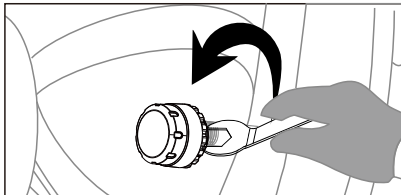
## INSTALLATION



1 Screw in the nut to valve.



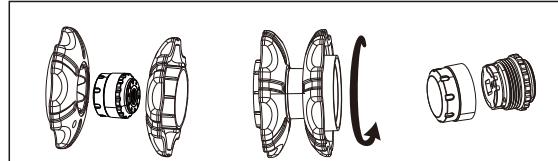
2 Screw the sensor onto valve and fasten.



3 Screw the nut counterclockwise with spanner, fasten it until it's in touch with sensor.

Sensor Installation <https://youtu.be/JEUdpMUcSBk>

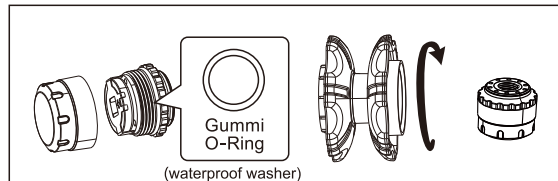
## REPLACE SENSOR BATTERY



1 With the provided tools to screw sensor counterclockwise to open its cover.



2 Fix in the new battery (positive+ side facing up).



3 Examine if the sealing rubber is in good condition, clockwise screw back the sensor cover by provided tools.

Sensor Battery Replacement <https://youtu.be/JXc0sVjN19Y>

### **FCC Caution:**

This device complies with part 15 of the FCC Rules. Operation is subject to the following two conditions: (1) This device may not cause harmful interference, and (2) this device must accept any interference received, including interference that may cause undesired operation.

Any changes or modifications not expressly approved by the party responsible for compliance could void the user's authority to operate the equipment.

NOTE: This equipment has been tested and found to comply with the limits for a Class B digital device, pursuant to Part 15 of the FCC Rules.

These limits are designed to provide reasonable protection against harmful interference in a residential installation. This equipment generates, uses and can radiate radio frequency energy and, if not installed and used in accordance with the instructions, may cause harmful interference to radio communications. However, there is no guarantee that interference will not occur in a particular installation.

If this equipment does cause harmful interference to radio or television reception, which can be determined by turning the equipment off and on, the user is encouraged to try to correct the interference by one or more of the following measures:

- Reorient or relocate the receiving antenna.
- Increase the separation between the equipment and receiver.
- Connect the equipment into an outlet on a circuit different from that to which the receiver is connected.
- Consult the dealer or an experienced radio/TV technician for help.

The device has been evaluated to meet general RF exposure requirement. The device can be used in portable exposure condition without restriction.