

# CKGO

Smart Meditation Massage eye  
mask

## User's manual

**CKGO-Y09** APP Cloud Control

## TABLE OF CONTENTS

<b>CKGO-Y09 APP Cloud Control.....</b>	<b>1</b>
<b>1. User must read .....</b>	<b>1</b>
Symbol Description .....	1
Taboo population .....	1
Precautions for use .....	2
Precautions for use in the workplace .....	2
Precautions for maintenance .....	2
<b>2. Product Function .....</b>	<b>3</b>
<b>3. Component Name .....</b>	<b>3</b>
<b>4. Local/APP mode .....</b>	<b>3</b>
Local mode selection: .....	3
APP mode selection: .....	4
Key functions: .....	5
<b>Shutdown method: .....</b>	<b>5</b>
Reminder tone: .....	5
(1) Switch on/off prompt .....	5
(6) Call reminder .....	6
Bluetooth link operation: .....	6
Charge: .....	6
<b>5. Maintenance .....</b>	<b>7</b>
Cleaning method: .....	7
(4) Place naturally dry. ....	7
<b>6. Fault diagnosis .....</b>	<b>7</b>
<b>7. Main technical parameters .....</b>	<b>8</b>
<b>8. Environmental instructions .....</b>	<b>8</b>
<b>9. Product Warranty Service Guide .....</b>	<b>9</b>
Warranty and Service .....	9
<b>10. Packing list .....</b>	<b>11</b>

## 1. User must read

Please carefully read and properly store this manual before using the product.

### Symbol Description

To avoid causing personal harm or property damage, please be sure to follow the following instructions.

- Use the following illustrations to illustrate the content you wish to comply



Denotes prohibition



Indicates the need to follow instructions

---

### Taboo population



The following groups should be used with caution.

For those undergoing treatment in medical institutions or under certain conditions, please consult with a doctor or physical therapist before using.

- Pregnant woman.
- People with a body temperature above 38 degrees Celsius.
- People with loss of skin temperature sensation.
- People who have experienced low-temperature burns.
- People with abnormal body sensations










The following groups/situations are prohibited from use.

Doctors suggest prohibiting people from exercising or stretching activities.




For example, thromboembolism, severe aneurysm, acute venous aneurysm, various skin inflammations, and various skin infections are prohibited because they can easily cause deterioration.

- People who are unable to express their will or who cannot operate machines themselves.
- When experiencing dizziness, vomiting, palpitations, and other abnormal reactions during use, please stop immediately.
- The device has a heating surface and must be used with caution by people who are not sensitive to heat.


## **Precautions for use**

- Before use, please ensure that the product is in good condition. If any damage is found, regardless of size, please stop using it immediately.
-  Before use, be sure to confirm the battery level and whether it is sufficient to use.
- When unable to use or feeling abnormal, please stop using immediately.
-  Please be sure to remove the battery case when not in use.
-  Never disassemble, transform, or repair the product yourself.
-  Do not forcefully pull on the product, nor use knives or sharp objects to stab the
-  product.
-  Before discarding the product, the battery must be removed from the product, and the removal steps are as follows:
  -  —Disassemble the product battery box;
  - Remove the relevant internal wires and then remove the battery to remove it;
  - When removing the battery, the appliance must be powered off;
  - Batteries should be disposed of safely.

## **Precautions for use in the workplace**

- Do not use it near the stove, inside the electric blanket, or on warm room appliances.
-  Do not use in damp environments.
- Do not use this product near bathtubs, showers, washbasins, or other high
-  humidity utensils that hold water.
- 

## **Precautions for maintenance**

- When not in use for a long time, be sure to separate the battery case from the eye mask body.
-  Do not spray or wash the product with water.

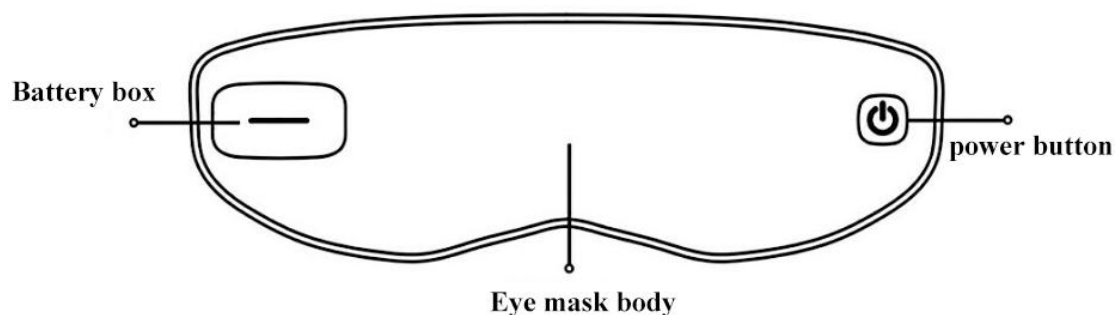
- Do not use in areas with a room temperature above 35 ° C or in direct sunlight.
- Do not use it for two people at the same time.
- ⊘ Do not use in bathrooms or places with high humidity.
- ⊘ When maintaining, please do not use volatile oil, diluents, alcohol, strong alkaline
- ⊘ cleaners, bleach, etc. for cleaning.
- ⊘ Do not drop the body or battery case.
- If it has not been used for a long time, be sure to confirm in advance whether the
- ⊘ switches and other devices are working properly when using it again.



## 2. Product Function

This product is heated by a heating plate at a constant temperature, combined with vibration massage to efficiently care for the eyes, which can accelerate blood circulation around the eyes and alleviate eye fatigue. Paired with ice packs, it can reduce eye swelling and quickly rejuvenate. Dual bone conduction speakers play music in a three-dimensional manner to relax the body and mind, relieve stress, and aid sleep. The microphone enables wireless communication, allowing for relaxation without missing out on all information. The body is small and lightweight, supporting wireless use, and comfortable to enjoy anytime, anywhere.

## 3. Component Name



## 4. Local/APP mode

### Local mode selection:

Without connecting to the mobile app, execute the local working mode. The four local

working modes are as follows:

- (1) Mode 1 (Mindfulness Mode): Massage and hot compress are not activated, and music can be played after connecting to the phone's Bluetooth. This mode defaults to when turned on;
- (2) Mode 2 (Massage Mode): Massage is activated, hot compress is not activated, pause for 1 minute every 2 minutes of massage, and the working time is 20 minutes;
- (3) Mode 3 (Hot compress mode): Massage does not start, hot compress starts, and the hot compress temperature will be slightly lower than Mode 4, with a working time of 20 minutes;
- (4) Mode 4 (massage hot compress mode): Massage and hot compress are activated simultaneously, and the output intensity will continuously change every 3 minutes. The working time is 20 minutes.

### **APP mode selection:**

- (1) Lunch break mode: In music mode, massage is activated. After running the massage function for 2 minutes, the massage stops and the sleep aid music starts playing. After 5 minutes, the music stops playing and enters standby mode. After 15 minutes, the device is turned off; In non music mode, the massage function starts and stops after running for 3 minutes. It enters standby mode and turns off after 15 minutes;
- (2) Travel mode: In music mode, massage is activated. After running the massage function for 2 minutes, the massage stops and light music begins to play. After 10 minutes, it stops playing and enters standby mode. After 15 minutes, it turns off; In non music mode, the massage function starts and stops after running for 3 minutes. It enters standby mode and turns off after 15 minutes;
- (3) Sleep mode: In music mode, play sleep aid music, stop playing after 10 minutes, enter standby mode, and turn off after 15 minutes; In non music mode, the massage function starts and stops after running for 1 minute. It enters standby mode and turns off after 15 minutes;
- (4) Relaxation mode: In music mode, massage is activated, and after 2 minutes of running the massage function, the massage stops and light music continues to play in a loop; In non music mode, the massage function starts and stops after running for 3 minutes. It enters standby mode and shuts down after 15 minutes
- (5) Cold compress mode: Physical cold compress, hot compress and massage stop running at the same time, and in cold compress mode, wait for 35 minutes before turning off;
- (6) Custom mode: Set the temperature level, massage level, and time on the APP

slider, and then click the start button. The eye mask will run according to the user's set parameters. After completing the set working time, it will enter standby mode and shut down after 15 minutes;

**Note: The massage time and hot compress time cannot be both 0.**

### Key functions :

mode	function	operate
<b>All modes</b>	Power on	Long press for 3 seconds
	Power off	Long press for 5 seconds
	Massage and fever cessation	Long press for 3 seconds
<b>local mode</b>	Mode switching	Long press for 1.5seconds
<b>Music Mode</b>	Switch to Next Song	double click
	Music playback/pause	click
<b>Phone call</b>	answer the phone	click
	Reject calls	Long press for 1.5seconds
	ring off	click
<b>wake up mode</b>	Turn off alarm reminder	click

### Shutdown method:

- (1) Remove the battery and force it to shut down;
- (2) Press and hold the button for 5 seconds to shut down;
- (3) After running the set working mode, if the user does not operate, play music, or answer or make calls within 15 minutes, the system will automatically shut down; If there is music playing or phone making, the system is still in standby mode.

### Reminder tone:

- (1) Switch on/off prompt
- (2) Audio Bluetooth and BLE connection and disconnection prompts

- (3) Local mode switching prompt
- (4) APP mode start/stop prompt
- (5) APP mode operation completion prompt
- (6) Call reminder

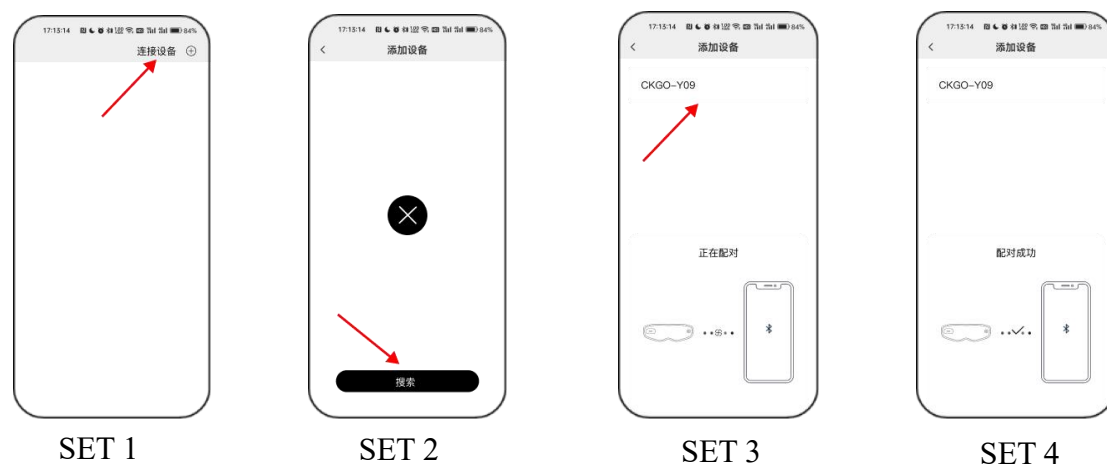
**Audio Bluetooth Name: CKGO-Y09 AUDIO**

**⚠ Device BLE Bluetooth Name: CKGO-Y09**

## Bluetooth link operation:

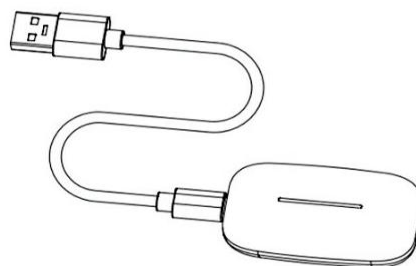
Attention: Two Bluetooth devices need to be connected simultaneously to experience both music and massage modes simultaneously;

Link device BLE Bluetooth: Enable mobile Bluetooth, open the app (Microhand life), click on link device, click search, select CKGO-Y09, and pairing is successful.



## Charge:

(1) The charging time of the battery box is about 40 minutes. After charging, please unplug the charging wire in a timely manner.



- When charging, please remove the battery case from the body.
- (2) The battery box light cable is divided into 4 compartments. When the battery is connected to the machine, the light comes on, and different segment states correspond



to different battery levels.

#### Battery range:



One paragraph:  
0-25%



Two paragraph:  
0-25%



Three paragraph:  
0-25%



Full paragraph:  
0-25%

- The battery level is low, and the battery box light flashes until the machine stops working.

## 5. Maintenance


- Take moisture-proof and pollution prevention measures;
- After use, please place the product in a safe place and do not place heavy objects on the product to prevent damage;
- When a malfunction occurs, please contact technical personnel for repair in a timely manner. Do not disassemble or disassemble the product at will;
- Please store in a well ventilated area to avoid strong sunlight and corrosive gases and liquids;
- The product is equipped with simple shockproof facilities, suitable for aviation, railway, highway, and ship transportation. During transportation, it is necessary to avoid rain and snow splashing, inversion, and collision;
- Please keep this product out of reach of children.

#### Cleaning method:

- (1) The surface dirt can be removed with a clean cloth;
  - (2) For deep dirt, wet a cloth with a neutral detergent and gently wipe it off;
  - (3) Do not allow water to enter the interior of the product;
  - (4) Place naturally dry.
- After use, do not place it in direct sunlight or in areas with high humidity. If not used for a long time, after removing the dirt, place it in a storage bag and avoid getting dirty.

## 6. Fault diagnosis

This chapter lists the most common questions about this product. If you are unable to find the answer to your question in it, please contact the service hotline or authorized service center in your region.

 Fault phenomenon	Inferred cause	Processing method
--	----------------	-------------------

The battery box light is not on	The battery pack's battery level is too low	Please charge and connect in a timely manner
	The battery box and eye socket are not in place	Remove the battery box and reinstall it
Eye mask cannot be heated	The product is not turned on The product has been used for a long time	Long press the switch to start up and restart
The battery pack cannot be charged	Damaged charging cable or adapter, dirty charging port	Replace the charging cable or adapter and clean the charging port
Bone conduction horn has no sound	Bluetooth not connected	Open the settings interface to connect audio Bluetooth CKGO-Y09AUDIO

**Attention:** If the malfunction cannot be eliminated or the product still cannot operate properly, contact after-sales service personnel and do not disassemble or attempt repair on your own.

## 7. Main technical parameters

<b>product name</b>	Intelligent Meditation Massage Eye Mask	Battery capacity	650mAh
<b>model</b>	CKGO-Y09	Hot compress temperature	45±5°C
<b>Working voltage</b>	5V=	Net weight/Gross weight	0.1kg/0.5kg
<b>Working power</b>	5W	Product size	320x85x70mm
<b>Charging Voltage</b>	5V=	Package size	301x121x87mm
<b>Charging current</b>	1A	Executive standards	GB4706.1-2005
<b>Date of manufacture</b>	See product qualification certificate		GB4706.10-2008

## 8. Environmental instructions

- (1) This product meets the requirements of the "Management Method for Restricting the Use of Hazardous Substances in Electrical and Electronic Products";

- (2) During the environmentally friendly usage period, consumers will not experience any issues that may affect their health such as leakage or precipitation of harmful substances during normal use, and can use them with confidence;
- (3) The environmental protection service life of our company's products is 10 years, and the "environmental protection service life" is only valid when using this product under normal circumstances as described in this manual.

	Name and content of harmful substances in the product					
Component Name	Pb	Hg	Cd	Cr(VI)	PBB	PBDE
Plastic components	○	○	○	○	○	○
leather sheath	○	○	○	○	○	○
Circuit board (electronic) components	X	○	○	○	○	○
power line	○	○	○	○	○	○
Hardware components	X	○	○	○	○	○
Motor components	X	○	○	○	○	○
<p>This table is prepared in accordance with the provisions of SJ/T 11364.</p> <p>○: Indicates that the content of the harmful substance in all homogeneous materials of the component is below the limit requirements specified in GB/T26572.</p> <p>X: Indicates that the content of the hazardous substance in at least one homogeneous material of the component exceeds the limit requirements specified in GB/T26572.</p> <p>(Note: Some components marked with "X" contain harmful substances that exceed the standard due to current industry technology limitations, and cannot be replaced or reduced temporarily.)</p>						

## 9. Product Warranty Service Guide

### Warranty and Service

This product is a well designed personal protective product made of high-quality

components, and should be able to perform its superior performance under normal use and maintenance. Within one year after the purchase date, if any damage occurs due to manufacturing processes or components, Mingyang Oushen China Repair Service Center will provide free repair services to certified users, and replace parts or the entire product as necessary.

Regardless of whether during or after the warranty period, any country where Mingyang Oushen officially sells the product can receive repair services.

If Mingyang Oushen does not sell this product locally, Mingyang Oushen also provides repair services. However, due to the lack of necessary parts in stock, the repair time may be longer. We apologize for any inconvenience caused. Please contact the local Mingyang Oushen or call the service hotline.

If you need to inquire about relevant information or encounter difficulties, please consult the Mingyang Oushen Service Hotline.

**website:**<http://www.ckgoo.com>

- Within one year after the purchase date, you will receive free warranty service for any damage caused by manufacturing processes or components that has been confirmed as normal use by our company's authorized maintenance station personnel.
- This free service does not include consumable parts and accessories that require frequent replacement (batteries, chargers, power cords, ice packs, storage bags, auxiliary devices, etc.), transportation fees.
- Please keep this copy for users.
- Please bring this certificate and the original invoice when repairing.

**Free services will not be available in the following situations**

- (1) Human damage caused by improper use, such as improper power supply, use of inappropriate accessories, improper installation, failure to follow instructions, incorrect use or negligence resulting in damage, etc. Damage caused by transportation and other accidents. Repairs and modifications not approved by our company. Other damages caused by force majeure (such as natural disasters, abnormal voltage, etc.);
- (2) Damage caused by non household use (such as industrial or commercial use);
- (3) Product aging, wear, etc. caused by normal use, but not affecting the normal use of the product;

**This certificate is only valid within China**

- The warranty certificate, as a guarantee for free maintenance within the specified period and conditions, does not limit consumers' legal rights.

## 10. Packing list

Host	1x	USB charging cable	1x
Battery box	1×	Pouch	1×
Ice pack	1x	Instructions	1x
USB magnetic charging cable	1x	Certificate of conformity	1x

This device complies with Part 15 of the FCC Rules. Operation is subject to the following two conditions: (1) this device may not cause harmful interference, and (2) this device must accept any interference received, including interference that may cause undesired operation.

Changes or modifications to this unit not expressly approved by the party responsible for compliance could void the user's authority to operate the equipment.

NOTE: This equipment has been tested and found to comply with the limits for a Class B digital device, pursuant to Part 15 of the FCC Rules. These limits are designed to provide reasonable protection against harmful interference in a residential installation. This equipment generates uses and can radiate radio frequency energy and, if not installed and used in accordance with the instructions, may cause harmful interference to radio communications. However, there is no guarantee that interference will not occur in a particular installation. If this equipment does cause harmful interference to radio or television reception, which can be determined by turning the equipment off and on, the user is encouraged to try to correct the interference by one or more of the following measures:

- Reorient or relocate the receiving antenna.
- Increase the separation between the equipment and receiver.
- Connect the equipment into an outlet on a circuit different from that to which the receiver is connected.
- Consult the dealer or an experienced radio/TV technician for help.

This device and its antenna(s) must not be co-located or operation in conjunction with any other antenna or transmitter.

### Radiation Exposure Statement

The device has been evaluated to meet general RF exposure requirement in portable exposure condition without restriction.



**APP**

# CKGO

Manufacturer: Shenzhen Mingyang Oushen Technology Co., Ltd

Address: Changhong Building, South District, Science and Technology  
Park, Nanshan District, Shenzhen, Guangdong Province, China

Manufacturer's phone number: 400-893-9880

Web: <https://www.ckgoo.com>