
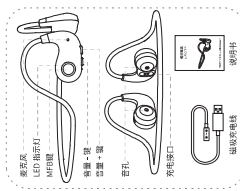



F850中英文说明书, 风琴折, 单黑, 折好后成品尺寸: 50*70mm
 材质: 80g双胶纸
 印刷的时候去掉成品线

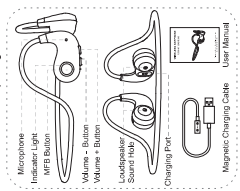
| | | | | | | | | | | | | | | | | | | |
|--|---|--|------|-----|------|--------|------|------|------|------|------|-----------|---|---|---|---|---|---|
|  <p>蓝牙耳机 使用说明书</p> <p>使用前请仔细阅读产品说明书并妥善保管</p> | <p>产品包装及配件清单</p>  <p>蓝牙耳机 充电线 用户手册</p> <p>包装清单包含蓝牙耳机、充电线、用户说明书。</p> | <p>规格参数</p> <table border="1"> <tr> <td>传输距离</td> <td>10米</td> </tr> <tr> <td>待机时间</td> <td>约 100h</td> </tr> <tr> <td>充电时间</td> <td>约 2h</td> </tr> <tr> <td>充电功率</td> <td>约 1W</td> </tr> <tr> <td>充电接口</td> <td>Micro USB</td> </tr> </table> <p>按键操作</p> <p>长按 2 秒: 开机/关机 长按 3 秒: 接听电话 长按 4 秒: 挂断电话 长按 5 秒: 接听电话 长按 6 秒: 挂断电话 长按 7 秒: 接听电话 长按 8 秒: 挂断电话 长按 9 秒: 接听电话 长按 10 秒: 挂断电话 长按 11 秒: 接听电话 长按 12 秒: 挂断电话 长按 13 秒: 接听电话 长按 14 秒: 挂断电话 长按 15 秒: 接听电话 长按 16 秒: 挂断电话 长按 17 秒: 接听电话 长按 18 秒: 挂断电话 长按 19 秒: 接听电话 长按 20 秒: 挂断电话</p> | 传输距离 | 10米 | 待机时间 | 约 100h | 充电时间 | 约 2h | 充电功率 | 约 1W | 充电接口 | Micro USB | <p>蓝牙配对</p> <p>1. 打开手机蓝牙功能。 2. 长按蓝牙耳机上的配对按钮。 3. 在手机屏幕上选择您的蓝牙耳机。 4. 按照手机屏幕上的提示完成配对。</p> <p>充电说明</p> <p>1. 将蓝牙耳机放入充电盒。 2. 将充电盒连接到电源。 3. 充电指示灯亮起，表示正在充电。 4. 充电完成后，指示灯熄灭。</p> | <p>蓝牙耳机与手机的连接</p> <p>1. 打开手机蓝牙。 2. 长按蓝牙耳机上的配对按钮。 3. 在手机屏幕上选择您的蓝牙耳机。 4. 按照手机屏幕上的提示完成配对。</p> <p>蓝牙耳机</p> <p>1. 蓝牙耳机支持蓝牙 4.2 版本。 2. 蓝牙耳机支持 AAC 音频编解码器。 3. 蓝牙耳机支持 HSP、HFP、HFI 协议。 4. 蓝牙耳机支持立体声模式。</p> | <p>蓝牙耳机</p> <p>1. 蓝牙耳机支持蓝牙 4.2 版本。 2. 蓝牙耳机支持 AAC 音频编解码器。 3. 蓝牙耳机支持 HSP、HFP、HFI 协议。 4. 蓝牙耳机支持立体声模式。</p> <p>蓝牙耳机与手机的连接</p> <p>1. 打开手机蓝牙。 2. 长按蓝牙耳机上的配对按钮。 3. 在手机屏幕上选择您的蓝牙耳机。 4. 按照手机屏幕上的提示完成配对。</p> | <p>蓝牙耳机</p> <p>1. 蓝牙耳机支持蓝牙 4.2 版本。 2. 蓝牙耳机支持 AAC 音频编解码器。 3. 蓝牙耳机支持 HSP、HFP、HFI 协议。 4. 蓝牙耳机支持立体声模式。</p> <p>蓝牙耳机与手机的连接</p> <p>1. 打开手机蓝牙。 2. 长按蓝牙耳机上的配对按钮。 3. 在手机屏幕上选择您的蓝牙耳机。 4. 按照手机屏幕上的提示完成配对。</p> | <p>产品中有警告符号的名称及位置</p> <p>本产品符合 CE、FCC、RoHS 等认证标准。 本产品符合 GB 4943.1-2011 安全标准。 本产品符合 GB 4943.2-2011 安全标准。 本产品符合 GB 4943.3-2011 安全标准。 本产品符合 GB 4943.4-2011 安全标准。 本产品符合 GB 4943.5-2011 安全标准。 本产品符合 GB 4943.6-2011 安全标准。 本产品符合 GB 4943.7-2011 安全标准。 本产品符合 GB 4943.8-2011 安全标准。 本产品符合 GB 4943.9-2011 安全标准。 本产品符合 GB 4943.10-2011 安全标准。 本产品符合 GB 4943.11-2011 安全标准。 本产品符合 GB 4943.12-2011 安全标准。 本产品符合 GB 4943.13-2011 安全标准。 本产品符合 GB 4943.14-2011 安全标准。 本产品符合 GB 4943.15-2011 安全标准。 本产品符合 GB 4943.16-2011 安全标准。 本产品符合 GB 4943.17-2011 安全标准。 本产品符合 GB 4943.18-2011 安全标准。 本产品符合 GB 4943.19-2011 安全标准。 本产品符合 GB 4943.20-2011 安全标准。</p> | <p>产品质量证书</p> <p>本产品符合 CE、FCC、RoHS 等认证标准。 本产品符合 GB 4943.1-2011 安全标准。 本产品符合 GB 4943.2-2011 安全标准。 本产品符合 GB 4943.3-2011 安全标准。 本产品符合 GB 4943.4-2011 安全标准。 本产品符合 GB 4943.5-2011 安全标准。 本产品符合 GB 4943.6-2011 安全标准。 本产品符合 GB 4943.7-2011 安全标准。 本产品符合 GB 4943.8-2011 安全标准。 本产品符合 GB 4943.9-2011 安全标准。 本产品符合 GB 4943.10-2011 安全标准。 本产品符合 GB 4943.11-2011 安全标准。 本产品符合 GB 4943.12-2011 安全标准。 本产品符合 GB 4943.13-2011 安全标准。 本产品符合 GB 4943.14-2011 安全标准。 本产品符合 GB 4943.15-2011 安全标准。 本产品符合 GB 4943.16-2011 安全标准。 本产品符合 GB 4943.17-2011 安全标准。 本产品符合 GB 4943.18-2011 安全标准。 本产品符合 GB 4943.19-2011 安全标准。 本产品符合 GB 4943.20-2011 安全标准。</p> |
| 传输距离 | 10米 | | | | | | | | | | | | | | | | | |
| 待机时间 | 约 100h | | | | | | | | | | | | | | | | | |
| 充电时间 | 约 2h | | | | | | | | | | | | | | | | | |
| 充电功率 | 约 1W | | | | | | | | | | | | | | | | | |
| 充电接口 | Micro USB | | | | | | | | | | | | | | | | | |

WIRELESS EARPHONE USER MANUAL



Please read this guide carefully before use and keep it for future use.

Product overview and package list



Microphone
LED Light
MFB Button
Volume + Button
Volume - Button
Loudspeaker
Smart Hub
Charging Port
Magnetic Charging Cable
User Manual

The packaging box contains wireless earphones, charging cables, and user manual.

Specifications

| | |
|-----------------------|-----------|
| Transmission distance | 10m |
| Battery capacity | 70mAh |
| Music time | 5.5h |
| Standby time | 120h |
| Charging port | Micro USB |

Function operation

- Power On: Long press the MFB button about 2 seconds to turn on the earphone.
- Answer / Hang up the call: click the MFB button to answer the call or click the MFB button to hang up the call.
- Reject calls: press the MFB button for 2 seconds to reject calls.
- Play / Pause Music Player: click the MFB button to play/pause music.
- Previous track: Long press the volume "+" for about 2 seconds.
- Next track: Long press the volume "-" for about 2 seconds.
- Volume: click the volume "+" to increase the volume, click the volume "-" to decrease the volume.
- Voice Assistant: Press the MFB button for 2 seconds to activate the voice assistant.
- Game mode: Press the MFB button for 2 seconds to enter game mode.
- Reset factory settings: Under the power off state, press the MFB button for 10 seconds to return to factory settings.

Pairing

1. Turn on Bluetooth on your phone.
 2. Press and hold the MFB button for 5 seconds until the LED light starts flashing.
 3. Select the earphone from the list of available devices.
 4. Confirm the pairing on your phone.

Connect two phones

1. Connect the first phone.
 2. Press and hold the MFB button for 5 seconds until the LED light starts flashing.
 3. Select the second phone from the list of available devices.
 4. Confirm the pairing on the second phone.

Disconnect

1. Press and hold the MFB button for 5 seconds until the LED light starts flashing.
 2. Select the earphone from the list of available devices.
 3. Confirm the disconnection on your phone.

Charging instructions

1. Connect the earphone to the charging cable.
 2. Plug the charging cable into a USB port.
 3. The LED light will turn on, indicating charging.
 4. The LED light will turn off when fully charged.

Low battery reminder: When the battery is low, there will be a voice prompt, which will sound every 3 seconds. Please charge the earphone in time.

Bluetooth connection: The earphone will automatically connect to the phone when the Bluetooth is turned on.

Bluetooth connection: The earphone will automatically connect to the phone when the Bluetooth is turned on.

Bluetooth connection: The earphone will automatically connect to the phone when the Bluetooth is turned on.

Warning

- Do not use the earphone in a vehicle or while driving.
- Do not use the earphone near fire or other heat sources.
- Do not use the earphone near water or other liquids.
- Do not use the earphone near children.
- Do not use the earphone near pregnant women.
- Do not use the earphone near medical equipment.
- Do not use the earphone near aircraft.
- Do not use the earphone near power lines.
- Do not use the earphone near high voltage power lines.
- Do not use the earphone near magnetic fields.
- Do not use the earphone near electromagnetic interference.
- Do not use the earphone near radio waves.
- Do not use the earphone near mobile phones.
- Do not use the earphone near other wireless devices.
- Do not use the earphone near any other electronic devices.

Warning

- Do not use the earphone in a vehicle or while driving.
- Do not use the earphone near fire or other heat sources.
- Do not use the earphone near water or other liquids.
- Do not use the earphone near children.
- Do not use the earphone near pregnant women.
- Do not use the earphone near medical equipment.
- Do not use the earphone near aircraft.
- Do not use the earphone near power lines.
- Do not use the earphone near high voltage power lines.
- Do not use the earphone near magnetic fields.
- Do not use the earphone near electromagnetic interference.
- Do not use the earphone near radio waves.
- Do not use the earphone near mobile phones.
- Do not use the earphone near other wireless devices.
- Do not use the earphone near any other electronic devices.

Warning

- Do not use the earphone in a vehicle or while driving.
- Do not use the earphone near fire or other heat sources.
- Do not use the earphone near water or other liquids.
- Do not use the earphone near children.
- Do not use the earphone near pregnant women.
- Do not use the earphone near medical equipment.
- Do not use the earphone near aircraft.
- Do not use the earphone near power lines.
- Do not use the earphone near high voltage power lines.
- Do not use the earphone near magnetic fields.
- Do not use the earphone near electromagnetic interference.
- Do not use the earphone near radio waves.
- Do not use the earphone near mobile phones.
- Do not use the earphone near other wireless devices.
- Do not use the earphone near any other electronic devices.

Product Quality Warranty Card

This warranty card must be provided when receiving the service, please keep it properly.

| | |
|-------------------------|--|
| Model | |
| Commonly Origin | |
| User Name | |
| Sale Location | |
| Sale Date | |
| Seller's Name | |
| Seller's contact number | |
| Repair Record | |