






EXHIBIT 2 - EUT EXTERNAL PHOTOGRAPHS


<p>EUT View 1</p>	 A photograph showing two small, rectangular, light-colored electronic components on a blue textured surface. A black L-shaped ruler is placed next to them for scale. The vertical ruler on the left is marked from 0 to 100 mm, and the horizontal ruler at the bottom is marked from 0 to 100 mm. The components are positioned between the 20 mm and 40 mm marks on both axes.
<p>EUT View 2</p>	 A photograph showing a single, larger, light-colored rectangular electronic component on a blue textured surface. A black L-shaped ruler is placed next to it for scale. The vertical ruler on the left is marked from 0 to 100 mm, and the horizontal ruler at the bottom is marked from 0 to 100 mm. The component is positioned between the 20 mm and 40 mm marks on both axes.

<p>EUT View 3</p>	
<p>EUT View 4</p>	

EUT View 5



EUT View 6



EUT View 7

