

---

## APPENDIX-PHOTOGRAPHS OF EUT CONSTRUCTIONAL DETAILS

Photo 1- charger base




Photo 2




Photo 3




Photo 4







Photo 5- Left earphone



Chip antenna

Photo 6




Photo 7




Photo 8






Photo 9





Photo 10 - Right earphone



Chip antenna

Photo 11




Photo 12






Photo 13




Photo 14

