

i39 User's Manual







Thank you for purchasing and using the wireless Bluetooth headset!
This manual will help you understand how to use this product. Before using this Bluetooth headset, please be sure to get familiar with your hands Use of Bluetooth functions of computers or other Bluetooth electronic devices.

Security rules

1. To ensure safety, please follow the rules mentioned in this manual. Before using this product, we strongly recommend that you read this manual first!
2. Please pay attention to the sharp edges and uneven surfaces that may appear in products, accessories and packaging to avoid any possible injuries.
3. Please do not dismantle or repair this product without permission. This may cause fire, electronic breakdown or even complete damage to this product. If the product is damaged due to private removal or maintenance, it will not be guaranteed!
4. Please do not wipe this product with oil and other liquid.
5. Please do not use this product in dangerous places.

Keys operations

	1.Long press (5 seconds), switch on/off 2.Press twice in a row to switch TF/Bluetooth mode
	1.Short press, music pause/play 2.Press twice in a row to redial the nearest phone number 3.Long press (1.5 seconds) to turn on the voice assistant 4.Short press to answer/hang up 5.Long press (2 seconds) to refuse to answer the phone.
	1.Short press to increase the volume 2.Long press (2 seconds) to play the next song
	1.Short press to reduce the volume 2.Long press (2 seconds) to play the previous song

LED indicator

Charging	Red light on
Charging complete	The blue light is always on.
Low battery reminder	Red light flashing
Power-on pairing	red and blue lights flash
Pairing successfully	The blue light flashes every few seconds

Product specifications

Product model:	i39
Bluetooth version:	5.1
Bluetooth connection range:	≤10M
Impedance:	32Ω
Frequency response:	20Hz-20KHz
Charging interface:	Type-c
Battery capacity:	500mAh
Input voltage/current:	DC5V-180MA
battery life:	100 hours

FCC Caution:

This device complies with part 15 of the FCC Rules. Operation is subject to the following two conditions: (1) This device may not cause harmful interference, and (2) this device must accept any interference received, including interference that may cause undesired operation.

Any Changes or modifications not expressly approved by the party responsible for compliance could void the user's authority to operate the equipment.

Note: This equipment has been tested and found to comply with the limits for a Class B digital device, pursuant to part 15 of the FCC Rules. These limits are designed to provide reasonable protection against harmful interference in a residential installation. This equipment generates uses and can radiate radio frequency energy and, if not installed and used in accordance with the instructions, may cause harmful interference to radio communications. However, there is no guarantee that interference will not occur in a particular installation. If this equipment does cause harmful interference to radio or television reception, which can be determined by turning the equipment off and on, the user is encouraged to try to correct the interference by one or more of the following measures:

- Reorient or relocate the receiving antenna.
- Increase the separation between the equipment and receiver.
- Connect the equipment into an outlet on a circuit different from that to which the receiver is connected.
- Consult the dealer or an experienced radio/TV technician for help.

The device has been evaluated to meet general RF exposure requirement. The device can be used in portable exposure condition without restriction.