

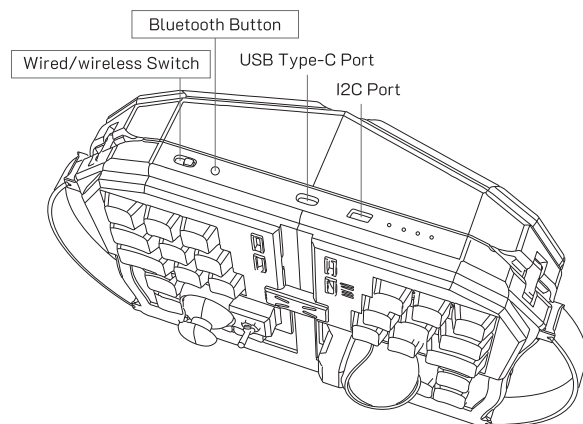
Grab
SHELL

<https://grabshell.io/>

Quick Guide

クイックガイド

CONNECTION

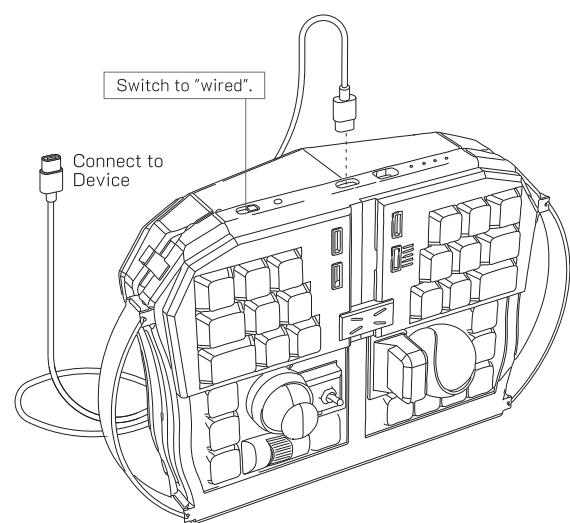


Set the switch to wireless mode and press and hold the Bluetooth button to pair. Bluetooth can be switched every time the button is pressed

スイッチをwirelessモードにして、Bluetoothボタンを長押しでペアリング。
ボタンを押すたびにBluetoothの切り替えが可能です。

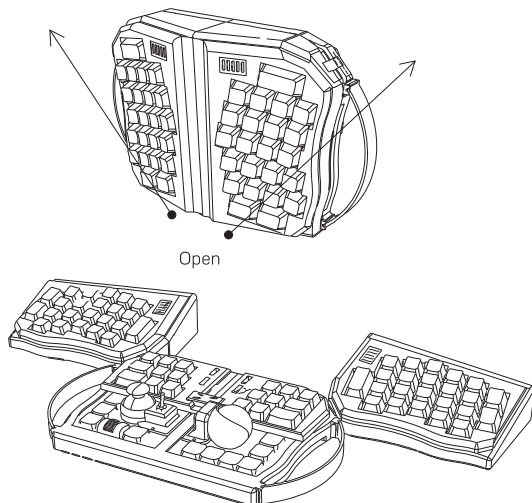
CONNECTION

Set the switch to wired mode and connect wired via USB cable (no driver required)



スイッチを wired モードにして、USB ケーブルで有線接続
(ドライバーは不要です)

TRANSFORM

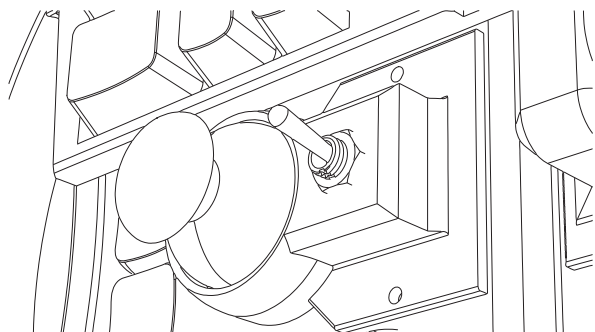


Transforms into Grab and Desk type

持つタイプと置くタイプに変形します。

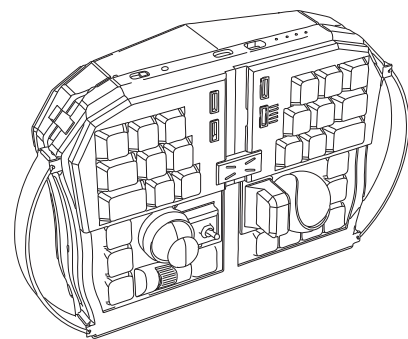
MODE SWITCHING

Toggle switch allows switching between input modes




トグルスイッチで入力モードの切り替えが可能

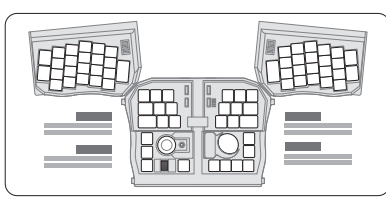
INCLUDED



GrabShell



USB Type-C cable



Default Key Map

- When using the keyboard with both hands, please put your hands through the belt.
- Please note that we do not guarantee against malfunctions caused by dropping or modifying the product.
- Do not remove the sticker on the back of the keyboard.
- Please refer to our web site for precautions and warranty policy.

- キーボードを両手で持っての使い方は、ベルトに手を通してお使いください。落下・改造などによる故障については保証いたしませんのでご了承ください。
- 製品本体の裏面に貼ってあるシールは剥がさないでください。
- 注意事項や保証規定については、WEB サイトをご覧ください。

<https://grabshell.io/>

dotBravo, Inc
<https://www.dotbravo.tech/>

FCC STATEMENT :

This device complies with Part 15 of the FCC Rules. Operation is subject to the following two conditions:

- (1) This device may not cause harmful interference, and
- (2) This device must accept any interference received, including interference that may cause undesired operation.

Warning: Changes or modifications not expressly approved by the party responsible for compliance could void the user's authority to operate the equipment.

NOTE: This equipment has been tested and found to comply with the limits for a Class B digital device, pursuant to Part 15 of the FCC Rules. These limits are designed to provide reasonable protection against harmful interference in a residential installation. This equipment generates uses and can radiate radio frequency energy and, if not installed and used in accordance with the instructions, may cause harmful interference to radio communications. However, there is no guarantee that interference will not occur in a particular installation. If this equipment does cause harmful interference to radio or television reception, which can be determined by turning the equipment off and on, the user is encouraged to try to correct the interference by one or more of the following measures:

Reorient or relocate the receiving antenna.
Increase the separation between the equipment and receiver.
Connect the equipment into an outlet on a circuit different from that to which the receiver is connected.
Consult the dealer or an experienced radio/TV technician for help.

RF warning statement:

This device has been evaluated to meet general RF exposure requirement. The device can be used in portable exposure condition without restriction.

190*90mm-小冊子