

Radiated Emissions Test Results above 1GHz

EUT Name	SIP Indoor Station	Model Name	i505W
Temperature	23.2°C	Relative Humidity	62.1%
Pressure	960hPa	Test Voltage	DC 12V
Test Mode	Mode 8	Antenna Polarity	Horizontal

Frequency (MHz)	Meter Reading (dBµV)	Factor (dB)	Emission Level (dBµV/m)	Limits (dBµV/m)	Margin (dB)	Value Type
4874.000	46.35	0.14	46.49	74	-27.51	peak
4874.000	37.52	0.14	37.66	54	-16.34	AVG
7311.000	40.21	2.36	42.57	74	-31.43	peak
7311.000	31.34	2.36	33.7	54	-20.3	AVG

Remark:
Factor = Antenna Factor + Cable Loss – Pre-amplifier.

EUT Name	SIP Indoor Station	Model Name	i505W
Temperature	23.2°C	Relative Humidity	62.1%
Pressure	960hPa	Test Voltage	DC 12V
Test Mode	Mode 8	Antenna Polarity	Vertical

Frequency (MHz)	Meter Reading (dBµV)	Factor (dB)	Emission Level (dBµV/m)	Limits (dBµV/m)	Margin (dB)	Value Type
4874.000	46.38	0.14	46.52	74	-27.48	peak
4874.000	37.52	0.14	37.66	54	-16.34	AVG
7311.000	41.05	2.36	43.41	74	-30.59	peak
7311.000	31.25	2.36	33.61	54	-20.39	AVG

Remark:
Factor = Antenna Factor + Cable Loss – Pre-amplifier.

RESULT: Pass

Any report having not been signed by authorized approver, or having been altered without authorization, or having not been stamped by the “Dedicated Testing/Inspection Stamp” is deemed to be invalid. Copying or excerpting portion of, or altering the content of the report is not permitted without the written authorization of AGC. The test results presented in the report apply only to the tested sample. Any objections to report issued by AGC should be submitted to AGC within 15days after the issuance of the test report. Further enquiry of validity or verification of the test report should be addressed to AGC by agc01@agccert.com.

Radiated Emissions Test Results above 1GHz

EUT Name	SIP Indoor Station	Model Name	i505W
Temperature	23.2°C	Relative Humidity	62.1%
Pressure	960hPa	Test Voltage	DC 12V
Test Mode	Mode 9	Antenna Polarity	Horizontal

Frequency (MHz)	Meter Reading (dBμV)	Factor (dB)	Emission Level (dBμV/m)	Limits (dBμV/m)	Margin (dB)	Value Type
4924.000	46.29	0.22	46.51	74	-27.49	peak
4924.000	36.24	0.22	36.46	54	-17.54	AVG
7386.000	42.05	2.64	44.69	74	-29.31	peak
7386.000	31.72	2.64	34.36	54	-19.64	AVG

Remark:
Factor = Antenna Factor + Cable Loss – Pre-amplifier.

EUT Name	SIP Indoor Station	Model Name	i505W
Temperature	23.2°C	Relative Humidity	62.1%
Pressure	960hPa	Test Voltage	DC 12V
Test Mode	Mode 9	Antenna Polarity	Vertical

Frequency (MHz)	Meter Reading (dBμV)	Factor (dB)	Emission Level (dBμV/m)	Limits (dBμV/m)	Margin (dB)	Value Type
4924.000	47.61	0.22	47.83	74	-26.17	peak
4924.000	38.61	0.22	38.83	54	-15.17	AVG
7386.000	42.05	2.64	44.69	74	-29.31	peak
7386.000	31.27	2.64	33.91	54	-20.09	AVG

Remark:
Factor = Antenna Factor + Cable Loss – Pre-amplifier.

RESULT: Pass

Any report having not been signed by authorized approver, or having been altered without authorization, or having not been stamped by the “Dedicated Testing/Inspection Stamp” is deemed to be invalid. Copying or excerpting portion of, or altering the content of the report is not permitted without the written authorization of AGC. The test results presented in the report apply only to the tested sample. Any objections to report issued by AGC should be submitted to AGC within 15days after the issuance of the test report. Further enquiry of validity or verification of the test report should be addressed to AGC by agc01@agccert.com.

Radiated Emissions Test Results above 1GHz

EUT Name	SIP Indoor Station	Model Name	i505W
Temperature	23.2°C	Relative Humidity	62.1%
Pressure	960hPa	Test Voltage	DC 12V
Test Mode	Mode 10	Antenna Polarity	Horizontal

Frequency (MHz)	Meter Reading (dBµV)	Factor (dB)	Emission Level (dBµV/m)	Limits (dBµV/m)	Margin (dB)	Value Type
4844.000	47.61	0.08	47.69	74	-26.31	peak
4844.000	37.52	0.08	37.6	54	-16.4	AVG
7266.000	42.05	2.21	44.26	74	-29.74	peak
7266.000	31.24	2.21	33.45	54	-20.55	AVG

Remark:
Factor = Antenna Factor + Cable Loss – Pre-amplifier.

EUT Name	SIP Indoor Station	Model Name	i505W
Temperature	23.2°C	Relative Humidity	62.1%
Pressure	960hPa	Test Voltage	DC 12V
Test Mode	Mode 10	Antenna Polarity	Vertical

Frequency (MHz)	Meter Reading (dBµV)	Factor (dB)	Emission Level (dBµV/m)	Limits (dBµV/m)	Margin (dB)	Value Type
4844.000	47.31	0.08	47.39	74	-26.61	peak
4844.000	38.52	0.08	38.6	54	-15.4	AVG
7266.000	42.05	2.21	44.26	74	-29.74	peak
7266.000	31.38	2.21	33.59	54	-20.41	AVG

Remark:
Factor = Antenna Factor + Cable Loss – Pre-amplifier.

RESULT: Pass

Any report having not been signed by authorized approver, or having been altered without authorization, or having not been stamped by the “Dedicated Testing/Inspection Stamp” is deemed to be invalid. Copying or excerpting portion of, or altering the content of the report is not permitted without the written authorization of AGC. The test results presented in the report apply only to the tested sample. Any objections to report issued by AGC should be submitted to AGC within 15days after the issuance of the test report. Further enquiry of validity or verification of the test report should be addressed to AGC by agc01@agccert.com.

Radiated Emissions Test Results above 1GHz

EUT Name	SIP Indoor Station	Model Name	i505W
Temperature	23.2°C	Relative Humidity	62.1%
Pressure	960hPa	Test Voltage	DC 12V
Test Mode	Mode 11	Antenna Polarity	Horizontal

Frequency (MHz)	Meter Reading (dBµV)	Factor (dB)	Emission Level (dBµV/m)	Limits (dBµV/m)	Margin (dB)	Value Type
4874.000	48.64	0.14	48.78	74	-25.22	peak
4874.000	37.61	0.14	37.75	54	-16.25	AVG
7311.000	42.05	2.36	44.41	74	-29.59	peak
7311.000	31.37	2.36	33.73	54	-20.27	AVG

Remark:
Factor = Antenna Factor + Cable Loss – Pre-amplifier.

EUT Name	SIP Indoor Station	Model Name	i505W
Temperature	23.2°C	Relative Humidity	62.1%
Pressure	960hPa	Test Voltage	DC 12V
Test Mode	Mode 11	Antenna Polarity	Vertical

Frequency (MHz)	Meter Reading (dBµV)	Factor (dB)	Emission Level (dBµV/m)	Limits (dBµV/m)	Margin (dB)	Value Type
4874.000	47.61	0.14	47.75	74	-26.25	peak
4874.000	38.25	0.14	38.39	54	-15.61	AVG
7311.000	42.05	2.36	44.41	74	-29.59	peak
7311.000	31.34	2.36	33.7	54	-20.3	AVG

Remark:
Factor = Antenna Factor + Cable Loss – Pre-amplifier.

RESULT: Pass

Any report having not been signed by authorized approver, or having been altered without authorization, or having not been stamped by the “Dedicated Testing/Inspection Stamp” is deemed to be invalid. Copying or excerpting portion of, or altering the content of the report is not permitted without the written authorization of AGC. The test results presented in the report apply only to the tested sample. Any objections to report issued by AGC should be submitted to AGC within 15days after the issuance of the test report. Further enquiry of validity or verification of the test report should be addressed to AGC by agc01@agccert.com.

Radiated Emissions Test Results above 1GHz

EUT Name	SIP Indoor Station	Model Name	i505W
Temperature	23.2°C	Relative Humidity	62.1%
Pressure	960hPa	Test Voltage	DC 12V
Test Mode	Mode 12	Antenna Polarity	Horizontal

Frequency (MHz)	Meter Reading (dBµV)	Factor (dB)	Emission Level (dBµV/m)	Limits (dBµV/m)	Margin (dB)	Value Type
4904.000	47.62	0.22	47.84	74	-26.16	peak
4904.000	38.34	0.22	38.56	54	-15.44	AVG
7356.000	42.05	2.64	44.69	74	-29.31	peak
7356.000	31.35	2.64	33.99	54	-20.01	AVG

Remark:

Factor = Antenna Factor + Cable Loss – Pre-amplifier.

EUT Name	SIP Indoor Station	Model Name	i505W
Temperature	23.2°C	Relative Humidity	62.1%
Pressure	960hPa	Test Voltage	DC 12V
Test Mode	Mode 12	Antenna Polarity	Vertical

Frequency (MHz)	Meter Reading (dBµV)	Factor (dB)	Emission Level (dBµV/m)	Limits (dBµV/m)	Margin (dB)	Value Type
4904.000	47.61	0.22	47.83	74	-26.17	peak
4904.000	38.52	0.22	38.74	54	-15.26	AVG
7356.000	41.05	2.64	43.69	74	-30.31	peak
7356.000	32.43	2.64	35.07	54	-18.93	AVG

Remark:

Factor = Antenna Factor + Cable Loss – Pre-amplifier.

RESULT: Pass

Note:

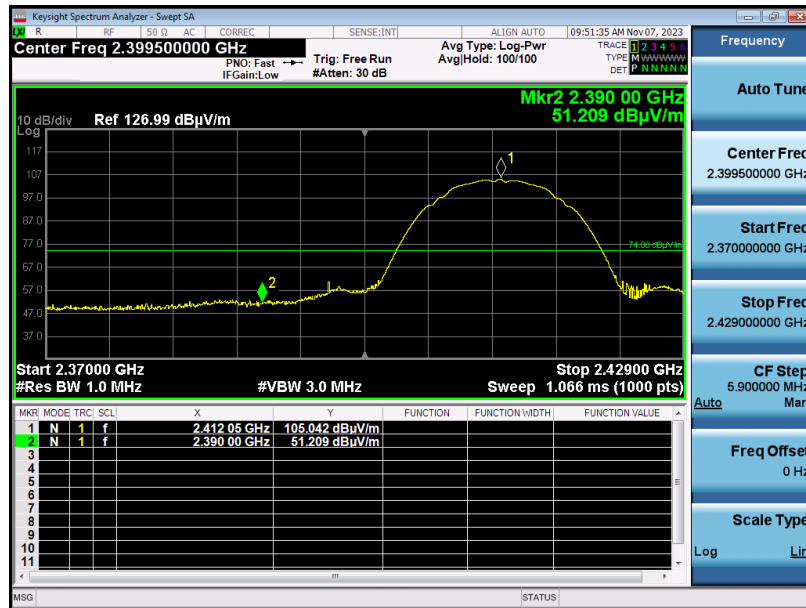
1. The amplitude of other spurious emissions from 1G to 25 GHz which are attenuated more than 20 dB below the permissible value need not be reported.
2. Factor = Antenna Factor + Cable loss – Pre-amplifier gain, Margin =Emission Level-Limit.
3. The “Factor” value can be calculated automatically by software of measurement system.

Any report having not been signed by authorized approver, or having been altered without authorization, or having not been stamped by the “Dedicated Testing/Inspection Stamp” is deemed to be invalid. Copying or excerpting portion of, or altering the content of the report is not permitted without the written authorization of AGC. The test results presented in the report apply only to the tested sample. Any objections to report issued by AGC should be submitted to AGC within 15days after the issuance of the test report. Further enquiry of validity or verification of the test report should be addressed to AGC by agc01@agccert.com.

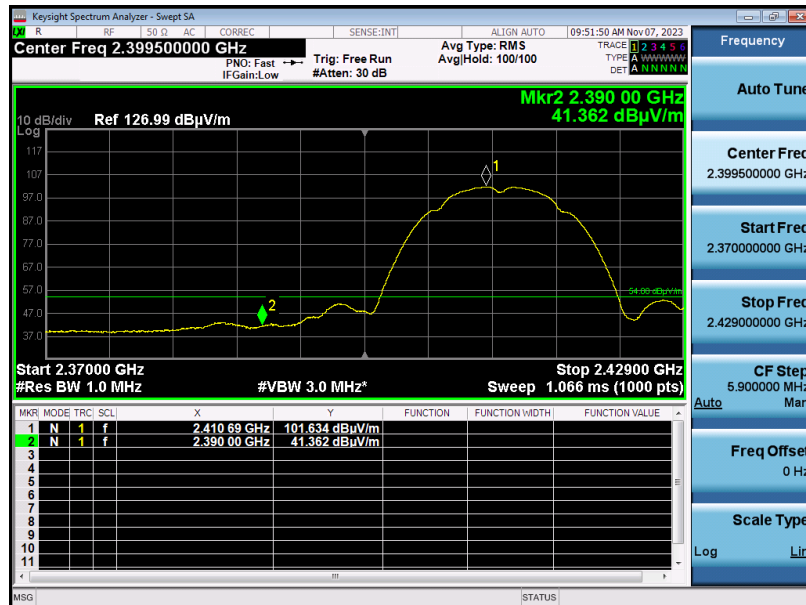
Band Edge Emission Test Results for Restricted Bands

EUT Name	SIP Indoor Station	Model Name	i505W
Temperature	25°C	Relative Humidity	55.4%
Pressure	960hPa	Test Voltage	DC 12V
Test Mode	Mode 1	Antenna Polarity	Horizontal

Test Graph for Peak Measurement



Test Graph for Average Measurement



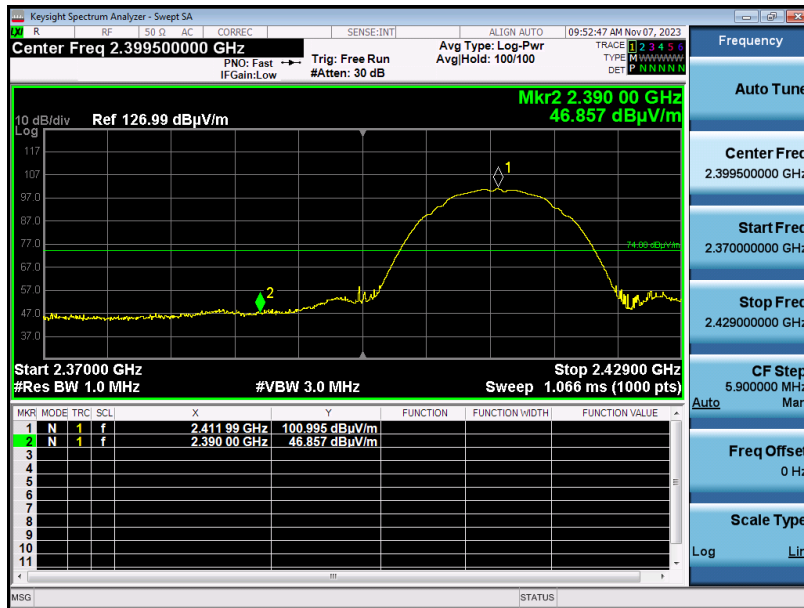
RESULT: Pass

Any report having not been signed by authorized approver, or having been altered without authorization, or having not been stamped by the "Dedicated Testing/Inspection Stamp" is deemed to be invalid. Copying or excerpting portion of, or altering the content of the report is not permitted without the written authorization of AGC. The test results presented in the report apply only to the tested sample. Any objections to report issued by AGC should be submitted to AGC within 15days after the issuance of the test report. Further enquiry of validity or verification of the test report should be addressed to AGC by agc01@agccert.com.

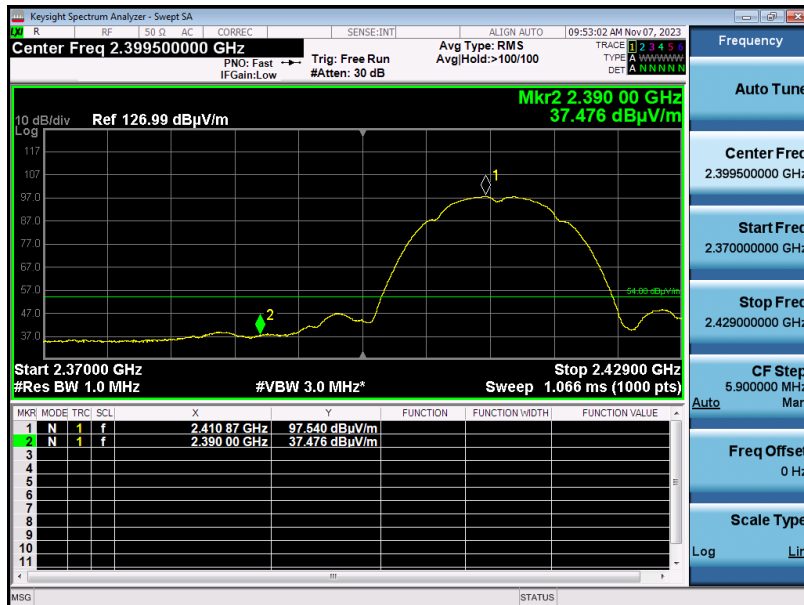
Band Edge Emission Test Results for Restricted Bands

EUT Name	SIP Indoor Station	Model Name	i505W
Temperature	25°C	Relative Humidity	55.4%
Pressure	960hPa	Test Voltage	DC 12V
Test Mode	Mode 1	Antenna Polarity	Vertical

Test Graph for Peak Measurement



Test Graph for Average Measurement



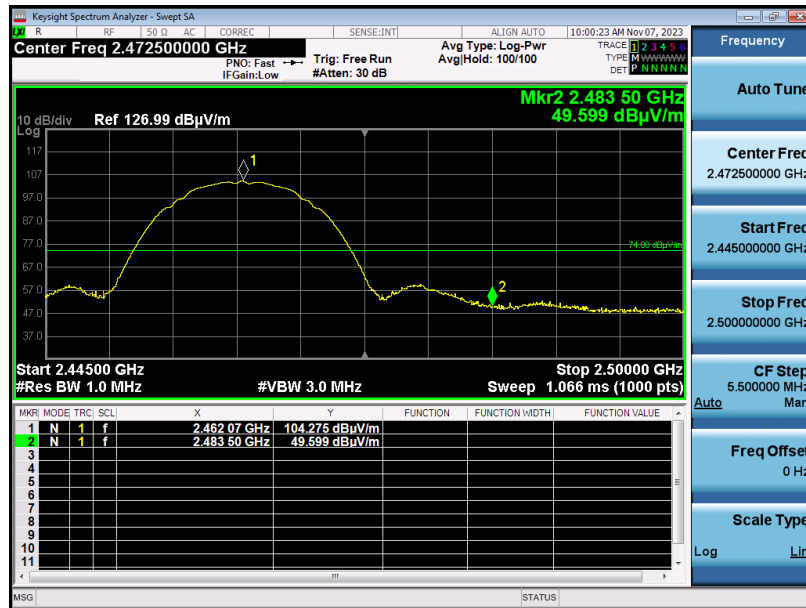
RESULT: Pass

Any report having not been signed by authorized approver, or having been altered without authorization, or having not been stamped by the "Dedicated Testing/Inspection Stamp" is deemed to be invalid. Copying or excerpting portion of, or altering the content of the report is not permitted without the written authorization of AGC. The test results presented in the report apply only to the tested sample. Any objections to report issued by AGC should be submitted to AGC within 15days after the issuance of the test report. Further enquiry of validity or verification of the test report should be addressed to AGC by agc01@agccert.com.

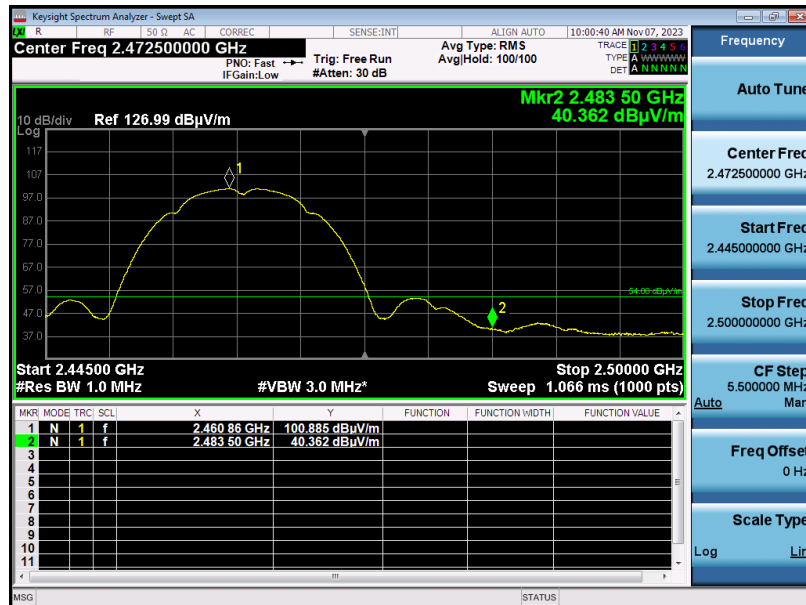
Band Edge Emission Test Results for Restricted Bands

EUT Name	SIP Indoor Station	Model Name	i505W
Temperature	25°C	Relative Humidity	55.4%
Pressure	960hPa	Test Voltage	DC 12V
Test Mode	Mode 3	Antenna Polarity	Horizontal

Test Graph for Peak Measurement



Test Graph for Average Measurement



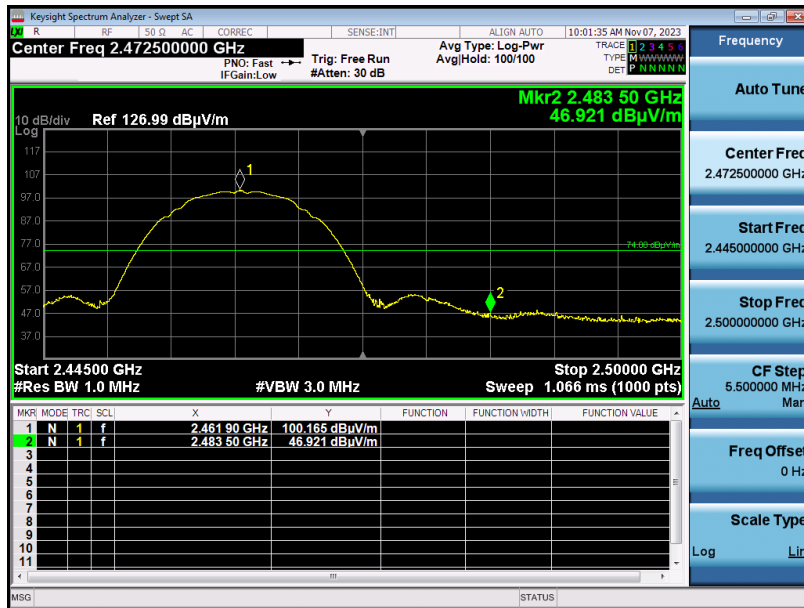
RESULT: Pass

Any report having not been signed by authorized approver, or having been altered without authorization, or having not been stamped by the "Dedicated Testing/Inspection Stamp" is deemed to be invalid. Copying or excerpting portion of, or altering the content of the report is not permitted without the written authorization of AGC. The test results presented in the report apply only to the tested sample. Any objections to report issued by AGC should be submitted to AGC within 15days after the issuance of the test report. Further enquiry of validity or verification of the test report should be addressed to AGC by agc01@agccert.com.

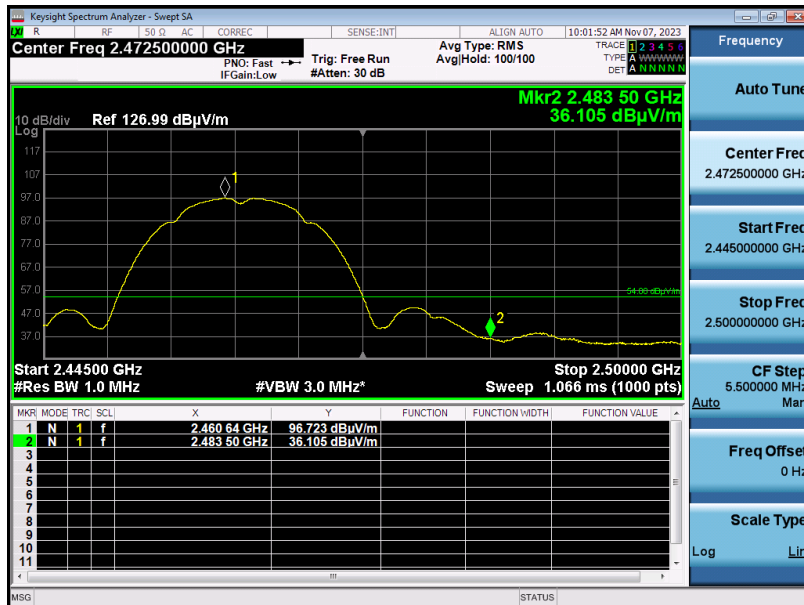
Band Edge Emission Test Results for Restricted Bands

EUT Name	SIP Indoor Station	Model Name	i505W
Temperature	25°C	Relative Humidity	55.4%
Pressure	960hPa	Test Voltage	DC 12V
Test Mode	Mode 3	Antenna Polarity	Vertical

Test Graph for Peak Measurement



Test Graph for Average Measurement



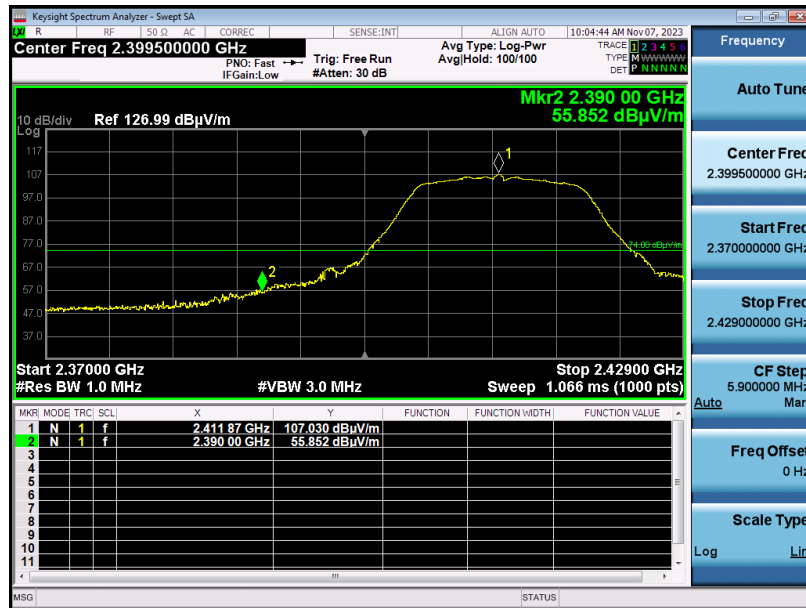
RESULT: Pass

Any report having not been signed by authorized approver, or having been altered without authorization, or having not been stamped by the "Dedicated Testing/Inspection Stamp" is deemed to be invalid. Copying or excerpting portion of, or altering the content of the report is not permitted without the written authorization of AGC. The test results presented in the report apply only to the tested sample. Any objections to report issued by AGC should be submitted to AGC within 15days after the issuance of the test report. Further enquiry of validity or verification of the test report should be addressed to AGC by agc01@agccert.com.

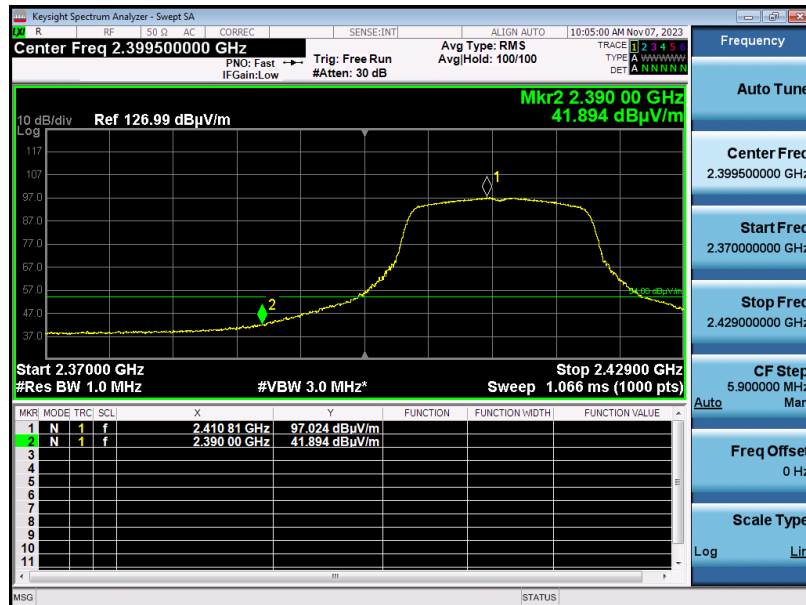
Band Edge Emission Test Results for Restricted Bands

EUT Name	SIP Indoor Station	Model Name	i505W
Temperature	25°C	Relative Humidity	55.4%
Pressure	960hPa	Test Voltage	DC 12V
Test Mode	Mode 4	Antenna Polarity	Horizontal

Test Graph for Peak Measurement



Test Graph for Average Measurement



RESULT: Pass

Any report having not been signed by authorized approver, or having been altered without authorization, or having not been stamped by the "Dedicated Testing/Inspection Stamp" is deemed to be invalid. Copying or excerpting portion of, or altering the content of the report is not permitted without the written authorization of AGC. The test results presented in the report apply only to the tested sample. Any objections to report issued by AGC should be submitted to AGC within 15days after the issuance of the test report. Further enquiry of validity or verification of the test report should be addressed to AGC by agc01@agccert.com.

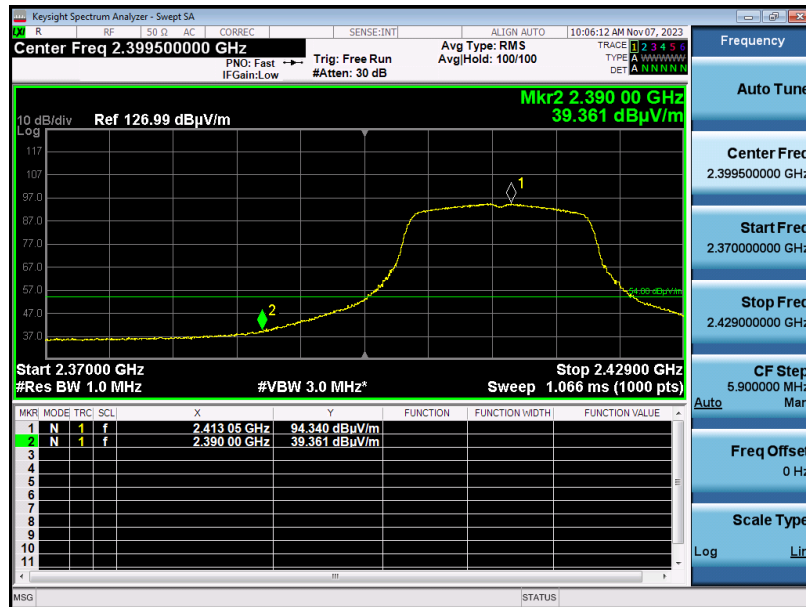
Band Edge Emission Test Results for Restricted Bands

EUT Name	SIP Indoor Station	Model Name	i505W
Temperature	25°C	Relative Humidity	55.4%
Pressure	960hPa	Test Voltage	DC 12V
Test Mode	Mode 4	Antenna Polarity	Vertical

Test Graph for Peak Measurement



Test Graph for Average Measurement



RESULT: Pass

Any report having not been signed by authorized approver, or having been altered without authorization, or having not been stamped by the "Dedicated Testing/Inspection Stamp" is deemed to be invalid. Copying or excerpting portion of, or altering the content of the report is not permitted without the written authorization of AGC. The test results presented in the report apply only to the tested sample. Any objections to report issued by AGC should be submitted to AGC within 15days after the issuance of the test report. Further enquiry of validity or verification of the test report should be addressed to AGC by agc01@agccert.com.

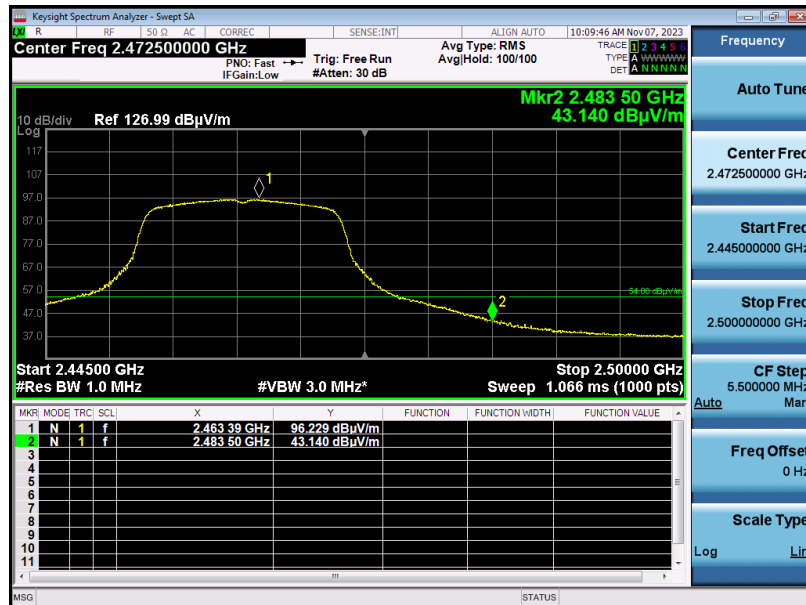
Band Edge Emission Test Results for Restricted Bands

EUT Name	SIP Indoor Station	Model Name	i505W
Temperature	25°C	Relative Humidity	55.4%
Pressure	960hPa	Test Voltage	DC 12V
Test Mode	Mode 6	Antenna Polarity	Horizontal

Test Graph for Peak Measurement



Test Graph for Average Measurement



RESULT: Pass

Any report having not been signed by authorized approver, or having been altered without authorization, or having not been stamped by the "Dedicated Testing/Inspection Stamp" is deemed to be invalid. Copying or excerpting portion of, or altering the content of the report is not permitted without the written authorization of AGC. The test results presented in the report apply only to the tested sample. Any objections to report issued by AGC should be submitted to AGC within 15days after the issuance of the test report. Further enquiry of validity or verification of the test report should be addressed to AGC by agc01@agccert.com.

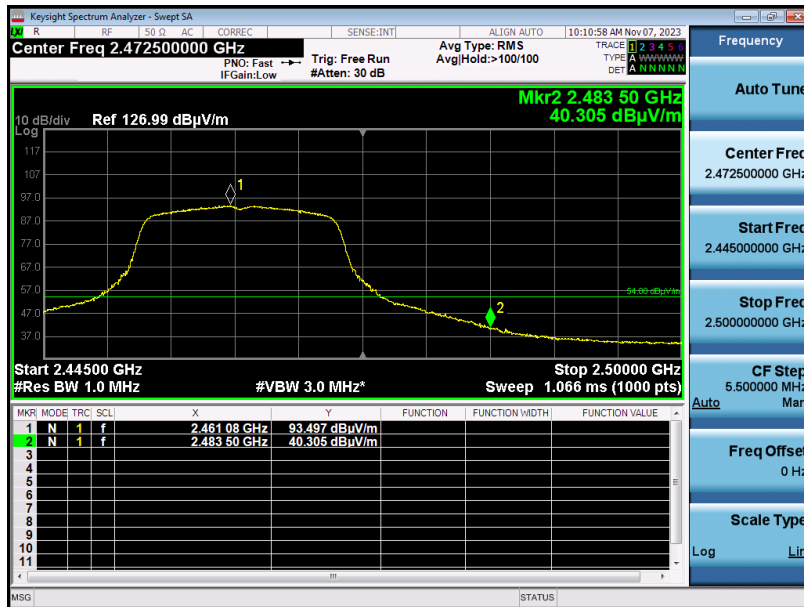
Band Edge Emission Test Results for Restricted Bands

EUT Name	SIP Indoor Station	Model Name	i505W
Temperature	25°C	Relative Humidity	55.4%
Pressure	960hPa	Test Voltage	DC 12V
Test Mode	Mode 6	Antenna Polarity	Vertical

Test Graph for Peak Measurement



Test Graph for Average Measurement



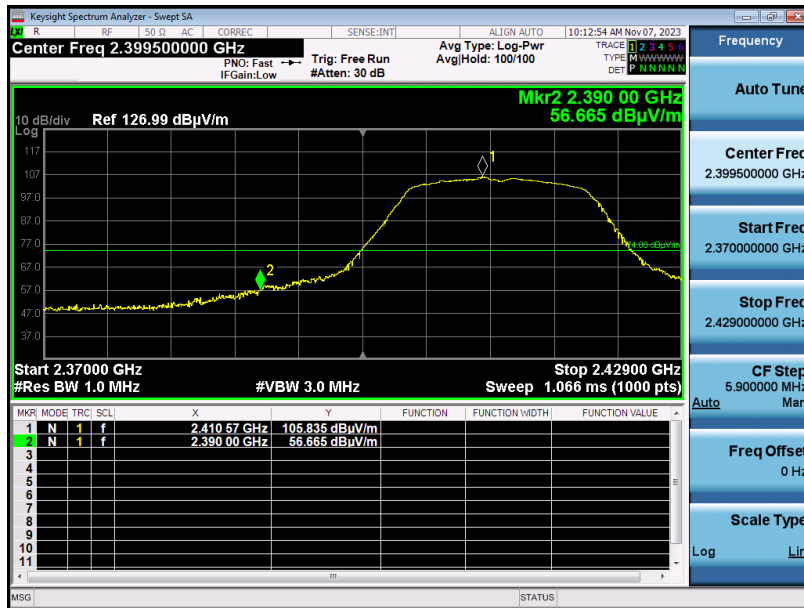
RESULT: Pass

Any report having not been signed by authorized approver, or having been altered without authorization, or having not been stamped by the "Dedicated Testing/Inspection Stamp" is deemed to be invalid. Copying or excerpting portion of, or altering the content of the report is not permitted without the written authorization of AGC. The test results presented in the report apply only to the tested sample. Any objections to report issued by AGC should be submitted to AGC within 15days after the issuance of the test report. Further enquiry of validity or verification of the test report should be addressed to AGC by agc01@agccert.com.

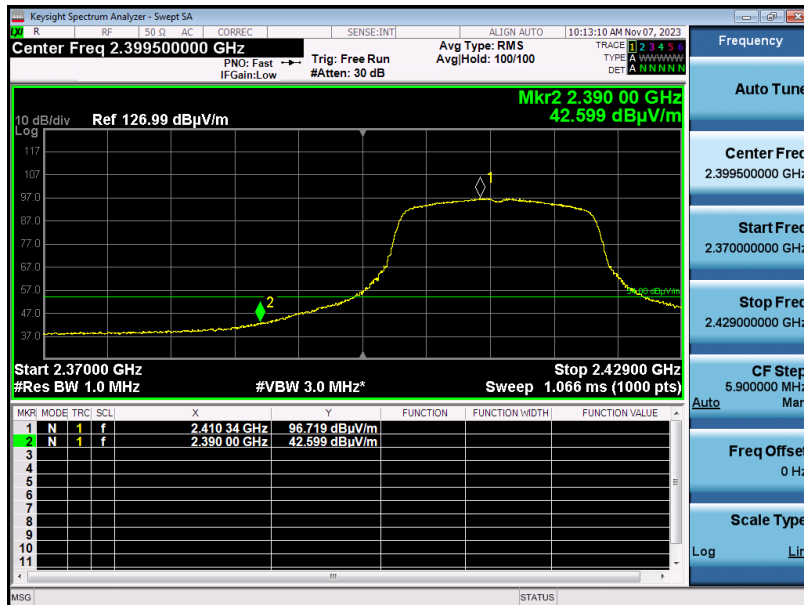
Band Edge Emission Test Results for Restricted Bands

EUT Name	SIP Indoor Station	Model Name	i505W
Temperature	25°C	Relative Humidity	55.4%
Pressure	960hPa	Test Voltage	DC 12V
Test Mode	Mode 7	Antenna Polarity	Horizontal

Test Graph for Peak Measurement



Test Graph for Average Measurement



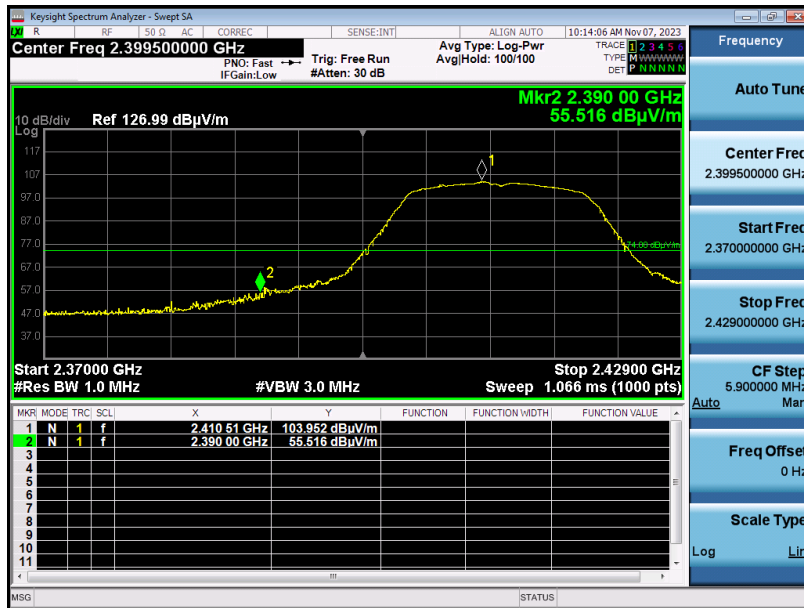
RESULT: Pass

Any report having not been signed by authorized approver, or having been altered without authorization, or having not been stamped by the "Dedicated Testing/Inspection Stamp" is deemed to be invalid. Copying or excerpting portion of, or altering the content of the report is not permitted without the written authorization of AGC. The test results presented in the report apply only to the tested sample. Any objections to report issued by AGC should be submitted to AGC within 15days after the issuance of the test report. Further enquiry of validity or verification of the test report should be addressed to AGC by agc01@agccert.com.

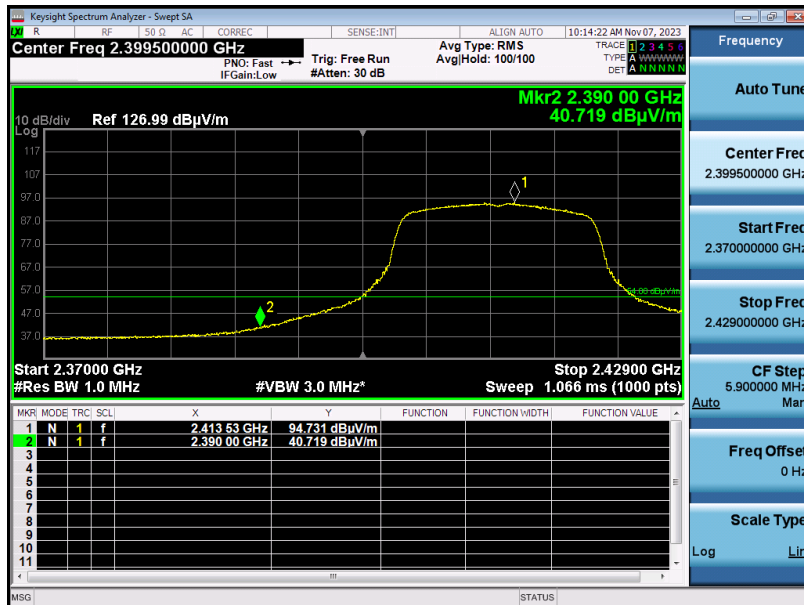
Band Edge Emission Test Results for Restricted Bands

EUT Name	SIP Indoor Station	Model Name	i505W
Temperature	25°C	Relative Humidity	55.4%
Pressure	960hPa	Test Voltage	DC 12V
Test Mode	Mode 7	Antenna Polarity	Vertical

Test Graph for Peak Measurement



Test Graph for Average Measurement



RESULT: Pass

Any report having not been signed by authorized approver, or having been altered without authorization, or having not been stamped by the "Dedicated Testing/Inspection Stamp" is deemed to be invalid. Copying or excerpting portion of, or altering the content of the report is not permitted without the written authorization of AGC. The test results presented in the report apply only to the tested sample. Any objections to report issued by AGC should be submitted to AGC within 15days after the issuance of the test report. Further enquiry of validity or verification of the test report should be addressed to AGC by agc01@agccert.com.

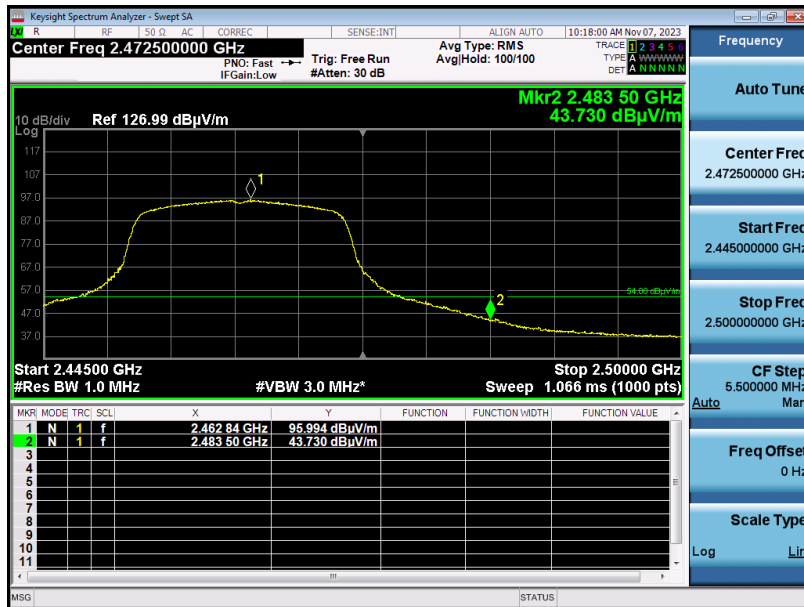
Band Edge Emission Test Results for Restricted Bands

EUT Name	SIP Indoor Station	Model Name	i505W
Temperature	25°C	Relative Humidity	55.4%
Pressure	960hPa	Test Voltage	DC 12V
Test Mode	Mode 9	Antenna Polarity	Horizontal

Test Graph for Peak Measurement



Test Graph for Average Measurement



RESULT: Pass

Any report having not been signed by authorized approver, or having been altered without authorization, or having not been stamped by the "Dedicated Testing/Inspection Stamp" is deemed to be invalid. Copying or excerpting portion of, or altering the content of the report is not permitted without the written authorization of AGC. The test results presented in the report apply only to the tested sample. Any objections to report issued by AGC should be submitted to AGC within 15days after the issuance of the test report. Further enquiry of validity or verification of the test report should be addressed to AGC by agc01@agccert.com.

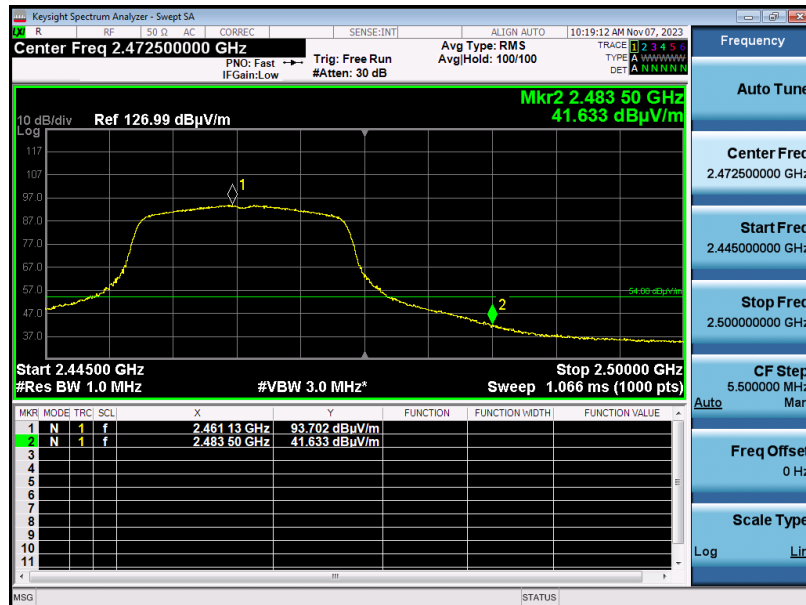
Band Edge Emission Test Results for Restricted Bands

EUT Name	SIP Indoor Station	Model Name	i505W
Temperature	25°C	Relative Humidity	55.4%
Pressure	960hPa	Test Voltage	DC 12V
Test Mode	Mode 9	Antenna Polarity	Vertical

Test Graph for Peak Measurement



Test Graph for Average Measurement



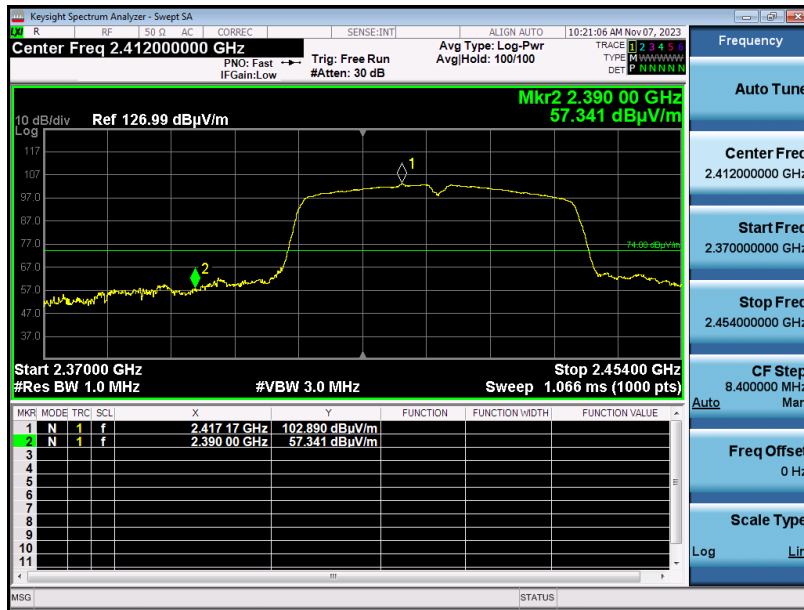
RESULT: Pass

Any report having not been signed by authorized approver, or having been altered without authorization, or having not been stamped by the "Dedicated Testing/Inspection Stamp" is deemed to be invalid. Copying or excerpting portion of, or altering the content of the report is not permitted without the written authorization of AGC. The test results presented in the report apply only to the tested sample. Any objections to report issued by AGC should be submitted to AGC within 15days after the issuance of the test report. Further enquiry of validity or verification of the test report should be addressed to AGC by agc01@agccert.com.

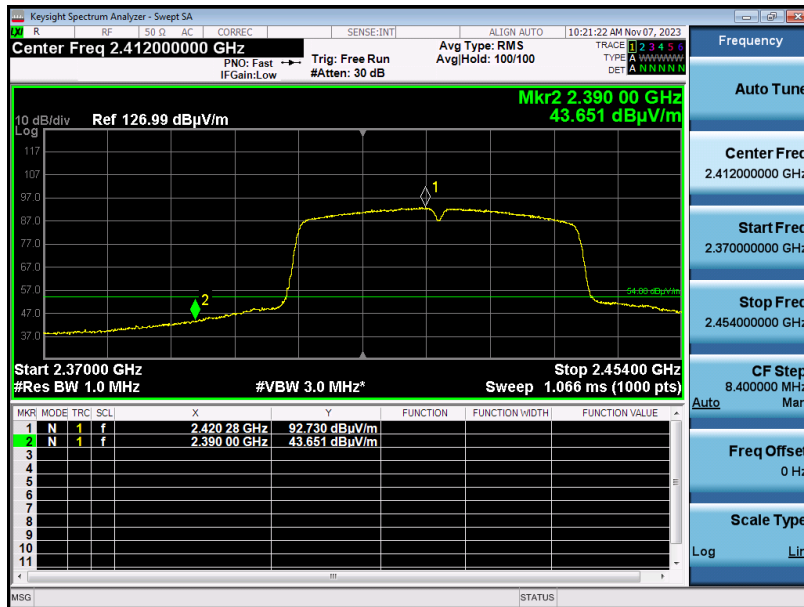
Band Edge Emission Test Results for Restricted Bands

EUT Name	SIP Indoor Station	Model Name	i505W
Temperature	25°C	Relative Humidity	55.4%
Pressure	960hPa	Test Voltage	DC 12V
Test Mode	Mode 10	Antenna Polarity	Horizontal

Test Graph for Peak Measurement



Test Graph for Average Measurement



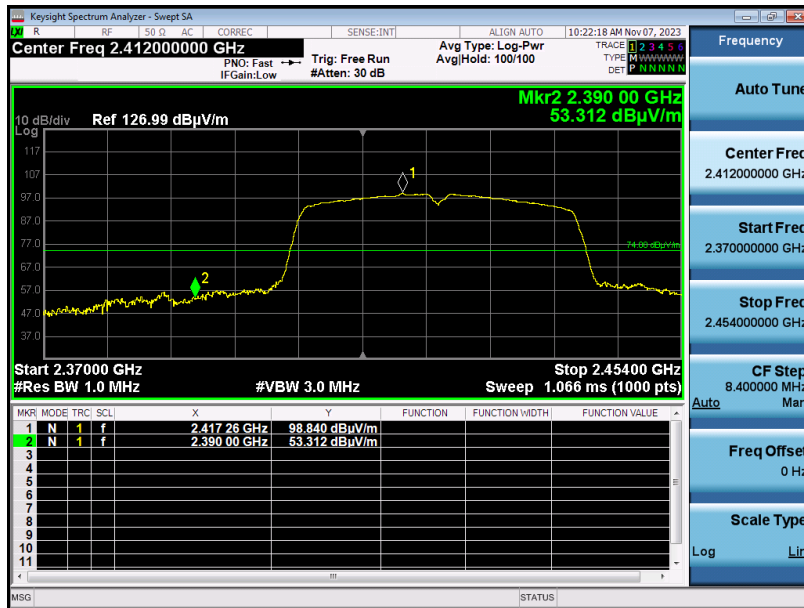
RESULT: Pass

Any report having not been signed by authorized approver, or having been altered without authorization, or having not been stamped by the "Dedicated Testing/Inspection Stamp" is deemed to be invalid. Copying or excerpting portion of, or altering the content of the report is not permitted without the written authorization of AGC. The test results presented in the report apply only to the tested sample. Any objections to report issued by AGC should be submitted to AGC within 15days after the issuance of the test report. Further enquiry of validity or verification of the test report should be addressed to AGC by agc01@agccert.com.

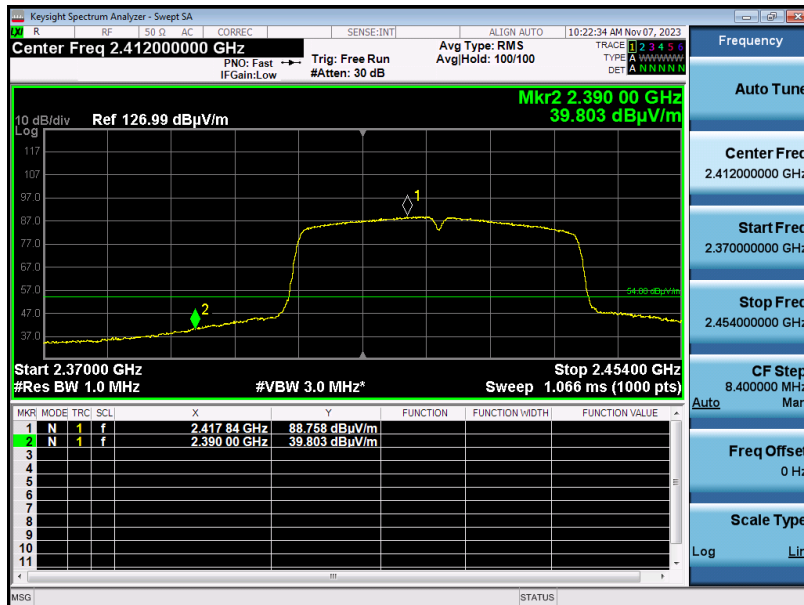
Band Edge Emission Test Results for Restricted Bands

EUT Name	SIP Indoor Station	Model Name	i505W
Temperature	25°C	Relative Humidity	55.4%
Pressure	960hPa	Test Voltage	DC 12V
Test Mode	Mode 10	Antenna Polarity	Vertical

Test Graph for Peak Measurement



Test Graph for Average Measurement



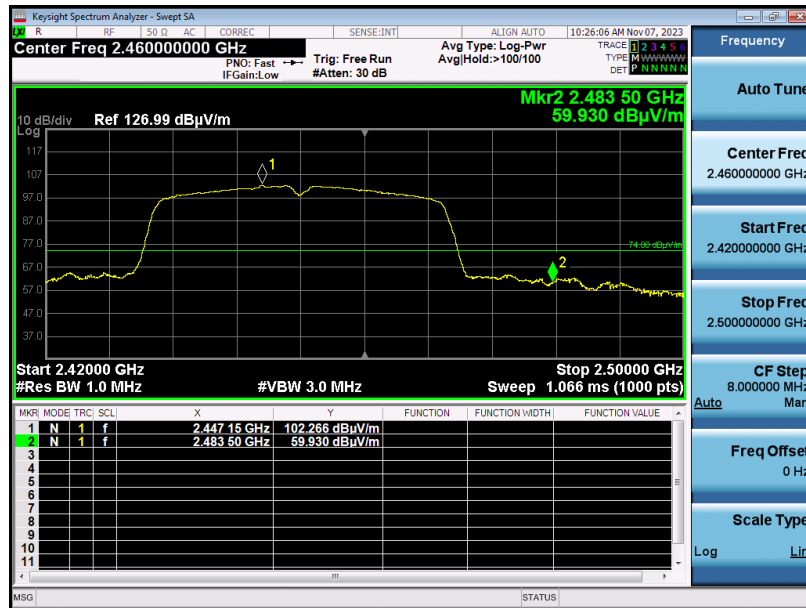
RESULT: Pass

Any report having not been signed by authorized approver, or having been altered without authorization, or having not been stamped by the "Dedicated Testing/Inspection Stamp" is deemed to be invalid. Copying or excerpting portion of, or altering the content of the report is not permitted without the written authorization of AGC. The test results presented in the report apply only to the tested sample. Any objections to report issued by AGC should be submitted to AGC within 15days after the issuance of the test report. Further enquiry of validity or verification of the test report should be addressed to AGC by agc01@agccert.com.

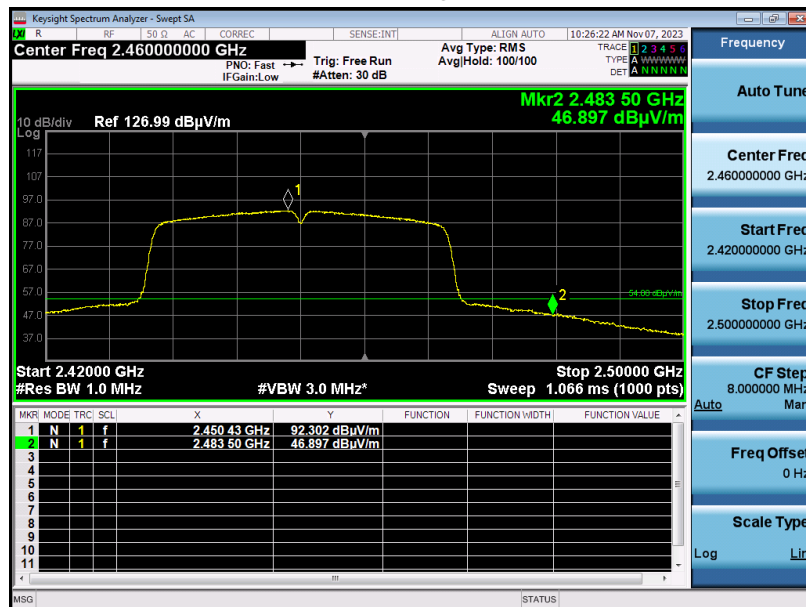
Band Edge Emission Test Results for Restricted Bands

EUT Name	SIP Indoor Station	Model Name	i505W
Temperature	25°C	Relative Humidity	55.4%
Pressure	960hPa	Test Voltage	DC 12V
Test Mode	Mode 12	Antenna Polarity	Horizontal

Test Graph for Peak Measurement



Test Graph for Average Measurement



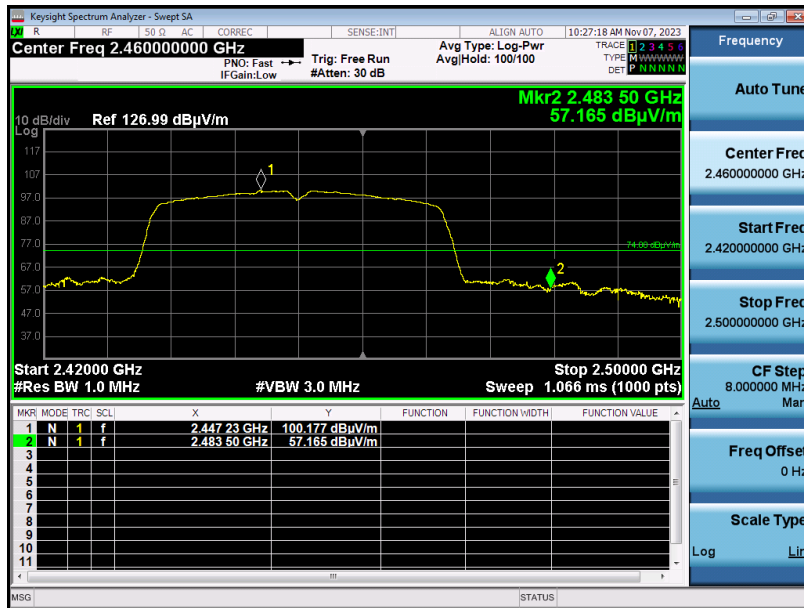
RESULT: Pass

Any report having not been signed by authorized approver, or having been altered without authorization, or having not been stamped by the "Dedicated Testing/Inspection Stamp" is deemed to be invalid. Copying or excerpting portion of, or altering the content of the report is not permitted without the written authorization of AGC. The test results presented in the report apply only to the tested sample. Any objections to report issued by AGC should be submitted to AGC within 15days after the issuance of the test report. Further enquiry of validity or verification of the test report should be addressed to AGC by agc01@agccert.com.

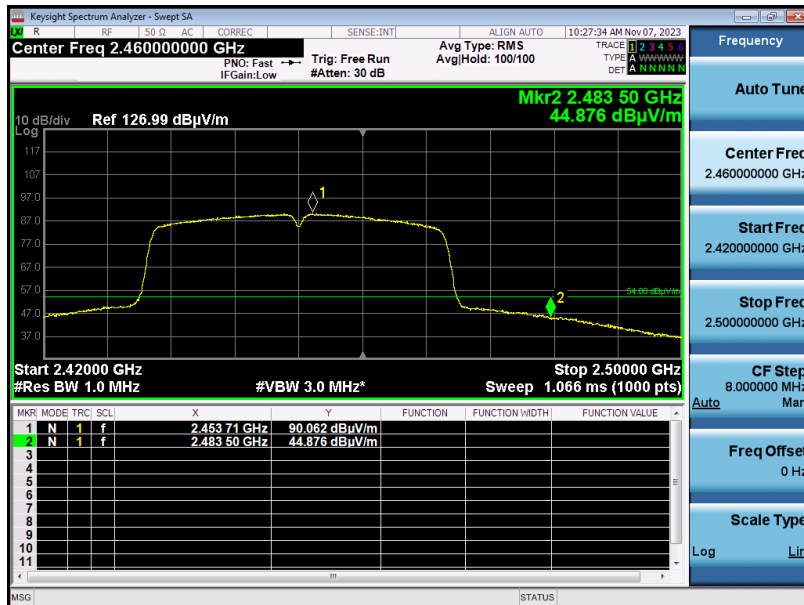
Band Edge Emission Test Results for Restricted Bands

EUT Name	SIP Indoor Station	Model Name	i505W
Temperature	25°C	Relative Humidity	55.4%
Pressure	960hPa	Test Voltage	DC 12V
Test Mode	Mode 12	Antenna Polarity	Vertical

Test Graph for Peak Measurement



Test Graph for Average Measurement



RESULT: Pass

Note: The factor had been edited in the “Input Correction” of the Spectrum Analyzer.

Any report having not been signed by authorized approver, or having been altered without authorization, or having not been stamped by the “Dedicated Testing/Inspection Stamp” is deemed to be invalid. Copying or excerpting portion of, or altering the content of the report is not permitted without the written authorization of AGC. The test results presented in the report apply only to the tested sample. Any objections to report issued by AGC should be submitted to AGC within 15days after the issuance of the test report. Further enquiry of validity or verification of the test report should be addressed to AGC by agc01@agccert.com.

12. AC Power Line Conducted Emission

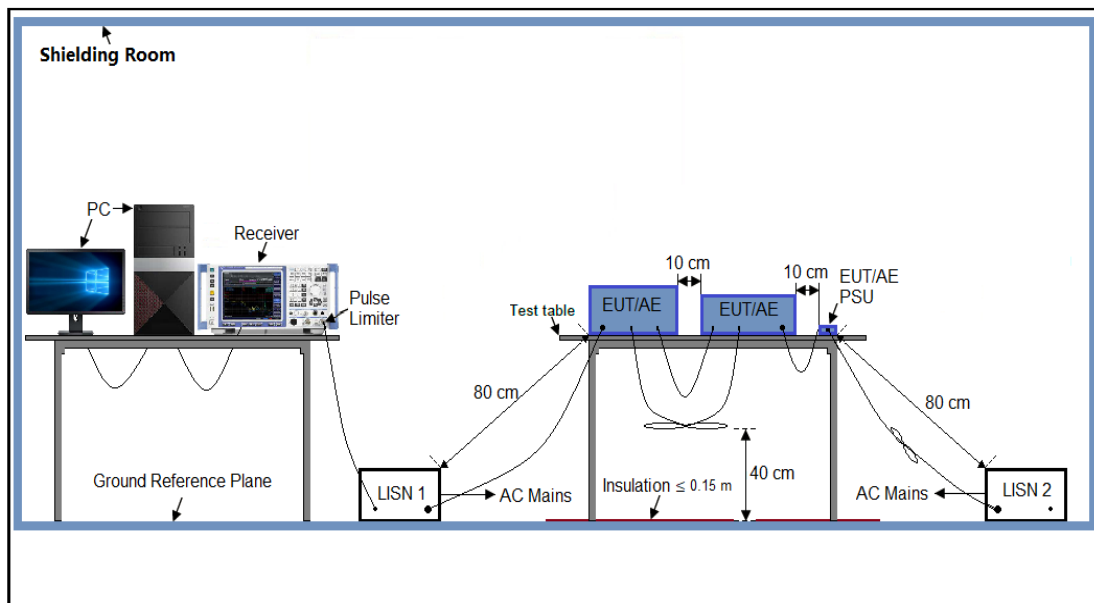
12.1 Measurement Limits

Frequency	Maximum RF Line Voltage	
	Q.P (dB μ V)	Average (dB μ V)
150kHz~500kHz	66-56	56-46
500kHz~5MHz	56	46
5MHz~30MHz	60	50

Note:

1. The lower limit shall apply at the transition frequency.
2. The limit decreases linearly with the logarithm of the frequency in the range 0.15 MHz to 0.50 MHz.

12.2 Block Diagram of Line Conducted Emission Test



Any report having not been signed by authorized approver, or having been altered without authorization, or having not been stamped by the "Dedicated Testing/Inspection Stamp" is deemed to be invalid. Copying or excerpting portion of, or altering the content of the report is not permitted without the written authorization of AGC. The test results presented in the report apply only to the tested sample. Any objections to report issued by AGC should be submitted to AGC within 15days after the issuance of the test report. Further enquiry of validity or verification of the test report should be addressed to AGC by agc01@agccert.com.

12.3 Preliminary Procedure of Line Conducted Emission Test

1. The equipment was set up as per the test configuration to simulate typical actual usage per the user's manual. When the EUT is a tabletop system, a wooden table with a height of 0.8 meters is used and is placed on the ground plane as per ANSI C63.10 (see Test Facility for the dimensions of the ground plane used). When the EUT is a floor-standing equipment, it is placed on the ground plane which has a 3-12 mm non-conductive covering to insulate the EUT from the ground plane.
2. Support equipment, if needed, was placed as per ANSI C63.10.
3. All I/O cables were positioned to simulate typical actual usage as per ANSI C63.10.
4. All support equipment received AC120V/60Hz power from a LISN, if any.
5. The EUT received DC 5V power from adapter which received AC120V/60Hz power from a LISN.
6. The test program was started. Emissions were measured on each current carrying line of the EUT using a spectrum Analyzer / Receiver connected to the LISN powering the EUT. The LISN has two monitoring points: Line 1 (Hot Side) and Line 2 (Neutral Side). Two scans were taken: one with Line 1 connected to Analyzer / Receiver and Line 2 connected to a 50 Ohm load; the second scan had Line 1 connected to a 50 Ohm load and Line 2 connected to the Analyzer / Receiver.
7. Analyzer / Receiver scanned from 150 kHz to 30MHz for emissions in each of the test modes.
8. During the above scans, the emissions were maximized by cable manipulation.
9. The test mode(s) were scanned during the preliminary test.

Then, the EUT configuration and cable configuration of the above highest emission level were recorded for reference of final testing.

12.4 Final Procedure of Line Conducted Emission Test

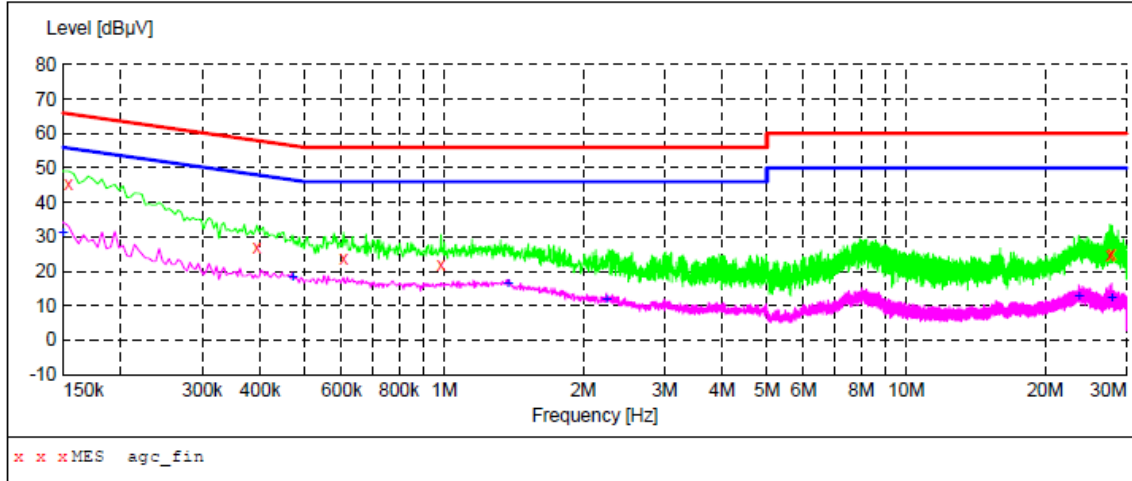
1. EUT and support equipment was set up on the test bench as per step 2 of the preliminary test.
2. A scan was taken on both power lines, Line 1 and Line 2, recording at least the six highest emissions. Emission frequency and amplitude were recorded into a computer in which correction factors were used to calculate the emission level and compare reading to the applicable limit. If EUT emission level was less – 2dB to the A.V. limit in Peak mode, then the emission signal was re-checked using Q.P and Average detector.
3. The test data of the worst case was reported on the Summary Data page.

12.5 Test Result of Line Conducted Emission Test

Any report having not been signed by authorized approver, or having been altered without authorization, or having not been stamped by the "Dedicated Testing/Inspection Stamp" is deemed to be invalid. Copying or excerpting portion of, or altering the content of the report is not permitted without the written authorization of AGC. The test results presented in the report apply only to the tested sample. Any objections to report issued by AGC should be submitted to AGC within 15days after the issuance of the test report. Further enquiry of validity or verification of the test report should be addressed to AGC by agc01@agccert.com.

AC Power Line Conducted Emission Test

Test Mode	Mode 1	LISN Line	Hot Side
-----------	--------	-----------	----------



MEASUREMENT RESULT: "agc_fin"

2023/10/24 14:22

Frequency MHz	Level dBµV	Transd dB	Limit dBµV	Margin dB	Detector	Line
0.154000	45.40	6.1	66	20.4	QP	L1
0.394000	26.70	6.1	58	31.3	QP	L1
0.606000	23.50	6.2	56	32.5	QP	L1
0.986000	22.00	6.2	56	34.0	QP	L1
27.574000	24.80	8.2	60	35.2	QP	L1
27.794000	25.20	8.2	60	34.8	QP	L1

MEASUREMENT RESULT: "agc_fin2"

2023/10/24 14:22

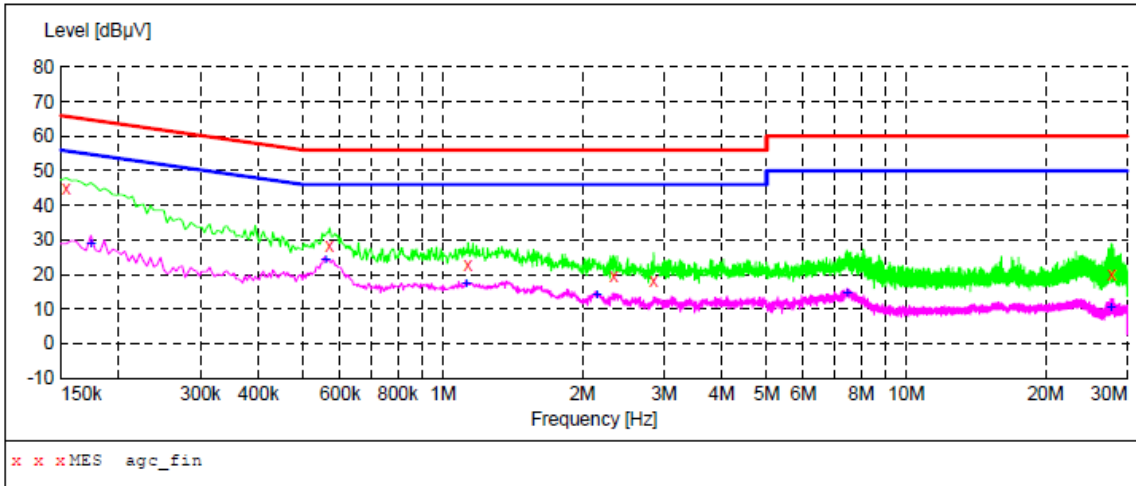
Frequency MHz	Level dBµV	Transd dB	Limit dBµV	Margin dB	Detector	Line
0.150000	30.90	6.1	56	25.1	AV	L1
0.470000	18.00	6.1	47	28.5	AV	L1
1.374000	16.20	6.2	46	29.8	AV	L1
2.246000	11.70	6.3	46	34.3	AV	L1
23.662000	12.60	7.8	50	37.4	AV	L1
27.850000	12.30	8.2	50	37.7	AV	L1

RESULT: Pass

Any report having not been signed by authorized approver, or having been altered without authorization, or having not been stamped by the "Dedicated Testing/Inspection Stamp" is deemed to be invalid. Copying or excerpting portion of, or altering the content of the report is not permitted without the written authorization of AGC. The test results presented in the report apply only to the tested sample. Any objections to report issued by AGC should be submitted to AGC within 15days after the issuance of the test report. Further enquiry of validity or verification of the test report should be addressed to AGC by agc01@agccert.com.

AC Power Line Conducted Emission Test

Test Mode	Mode 1	LISN Line	Neutral Side
-----------	--------	-----------	--------------



MEASUREMENT RESULT: "agc_fin"

2023/10/24 14:25

Frequency MHz	Level dBµV	Transd dB	Limit dBµV	Margin dB	Detector	Line
0.154000	44.70	6.1	66	21.1	QP	N
0.570000	28.40	6.2	56	27.6	QP	N
1.134000	22.70	6.2	56	33.3	QP	N
2.338000	19.50	6.3	56	36.5	QP	N
2.854000	18.10	6.3	56	37.9	QP	N
27.718000	20.20	8.2	60	39.8	QP	N

MEASUREMENT RESULT: "agc_fin2"

2023/10/24 14:25

Frequency MHz	Level dBµV	Transd dB	Limit dBµV	Margin dB	Detector	Line
0.174000	28.60	6.1	55	26.2	AV	N
0.558000	24.30	6.2	46	21.7	AV	N
1.122000	17.00	6.2	46	29.0	AV	N
2.150000	14.10	6.2	46	31.9	AV	N
7.450000	14.50	6.5	50	35.5	AV	N
27.622000	10.20	8.2	50	39.8	AV	N

RESULT: Pass

Any report having not been signed by authorized approver, or having been altered without authorization, or having not been stamped by the "Dedicated Testing/Inspection Stamp" is deemed to be invalid. Copying or excerpting portion of, or altering the content of the report is not permitted without the written authorization of AGC. The test results presented in the report apply only to the tested sample. Any objections to report issued by AGC should be submitted to AGC within 15days after the issuance of the test report. Further enquiry of validity or verification of the test report should be addressed to AGC by agc01@agccert.com.

Appendix I: Photographs of Test Setup

Refer to the Report No.: AGC14499231001AP02

Appendix II: Photographs of EUT

Refer to the Report No.: AGC14499231001AP03

----End of Report----

Any report having not been signed by authorized approver, or having been altered without authorization, or having not been stamped by the "Dedicated Testing/Inspection Stamp" is deemed to be invalid. Copying or excerpting portion of, or altering the content of the report is not permitted without the written authorization of AGC. The test results presented in the report apply only to the tested sample. Any objections to report issued by AGC should be submitted to AGC within 15days after the issuance of the test report. Further enquiry of validity or verification of the test report should be addressed to AGC by agc01@agccert.com.

Attestation of Global Compliance(Shenzhen)Co., Ltd
Attestation of Global Compliance(Shenzhen)Std & Tech Co., Ltd
Tel: +86-755 2523 4088 E-mail: agc@agccert.com Web: <http://www.agccert.com/>



Conditions of Issuance of Test Reports

1. All samples and goods are accepted by the Attestation of Global Compliance (Shenzhen) Co., Ltd (the “Company”) solely for testing and reporting in accordance with the following terms and conditions. The company provides its services on the basis that such terms and conditions constitute express agreement between the company and any person, firm or company requesting its services (the “Clients”).
2. Any report issued by Company as a result of this application for testing services (the “Report”) shall be issued in confidence to the Clients and the Report will be strictly treated as such by the Company. It may not be reproduced either in its entirety or in part and it may not be used for advertising or other unauthorized purposes without the written consent of the Company. The Clients to whom the Report is issued may, however, show or send it, or a certified copy thereof prepared by the Company to its customer, supplier or other persons directly concerned. The Company will not, without the consent of the Clients, enter into any discussion or correspondence with any third party concerning the contents of the Report, unless required by the relevant governmental authorities, laws or court orders.
3. The Company shall not be called or be liable to be called to give evidence or testimony on the Report in a court of law without its prior written consent, unless required by the relevant governmental authorities, laws or court orders.
4. In the event of the improper use of the report as determined by the Company, the Company reserves the right to withdraw it, and to adopt any other additional remedies which may be appropriate.
5. Samples submitted for testing are accepted on the understanding that the Report issued cannot form the basis of, or be the instrument for, any legal action against the Company.
6. The Company will not be liable for or accept responsibility for any loss or damage however arising from the use of information contained in any of its Reports or in any communication whatsoever about its said tests or investigations.
7. Clients wishing to use the Report in court proceedings or arbitration shall inform the Company to that effect prior to submitting the sample for testing.
8. The Company is not responsible for recalling the electronic version of the original report when any revision is made to them. The Client assumes the responsibility to providing the revised version to any interested party who uses them.
9. Subject to the variable length of retention time for test data and report stored hereinto as otherwise specifically required by individual accreditation authorities, the Company will only keep the supporting test data and information of the test report for a period of six years. The data and information will be disposed of after the aforementioned retention period has elapsed. Under no circumstances shall we provide any data and information which has been disposed of after retention period. Under no circumstances shall we be liable for damage of any kind, including (but not limited to) compensatory damages, lost profits, lost data, or any form of special, incidental, indirect, consequential or punitive damages of any kind, whether based on breach of contract of warranty, tort (including negligence), product liability or otherwise, even if we are informed in advance of the possibility of such damages.

Any report having not been signed by authorized approver, or having been altered without authorization, or having not been stamped by the “Dedicated Testing/Inspection Stamp” is deemed to be invalid. Copying or excerpting portion of, or altering the content of the report is not permitted without the written authorization of AGC. The test results presented in the report apply only to the tested sample. Any objections to report issued by AGC should be submitted to AGC within 15days after the issuance of the test report. Further enquiry of validity or verification of the test report should be addressed to AGC by agc01@agccert.com.