

TEST SETUP PHOTOGRAPHS


Conducted Emissions Front View-Adapter (Model: i506W)



Conducted Emissions Side View-Adapter (Model: i506W)



Radiated Emission Below 1GHz View-Adapter (Model: i506W)



Conducted Emissions Front View-PoE (Model: i506W)



Conducted Emissions Side View-PoE (Model: i506W)




Radiated Emission Below 1GHz View-PoE (Model: i506W)



Conducted Emissions Front View-Adapter (Model: i504W)



Conducted Emissions Side View-Adapter (Model: i504W)



Radiated Emission Below 1GHz View-Adapter (Model: i504W)




Conducted Emissions Front View-PoE (Model: i504W)



Conducted Emissions Side View-PoE (Model: i504W)




Radiated Emission Below 1GHz View-PoE (Model: i504W)




Conducted Emissions Front View-Adapter (Model: Y504W-Y)



Conducted Emissions Side View-Adapter (Model: Y504W-Y)




Radiated Emission Below 1GHz View-Adapter (Model: Y504W-Y)




Conducted Emissions Front View-PoE (Model: Y504W-Y)



Conducted Emissions Side View-PoE (Model: Y504W-Y)



Radiated Emission Below 1GHz View-PoE (Model: Y504W-Y)



Radiated Emission Above 1GHz View (Model: i506W)



Radiated Emission Above 1GHz View (Model: i504W)

