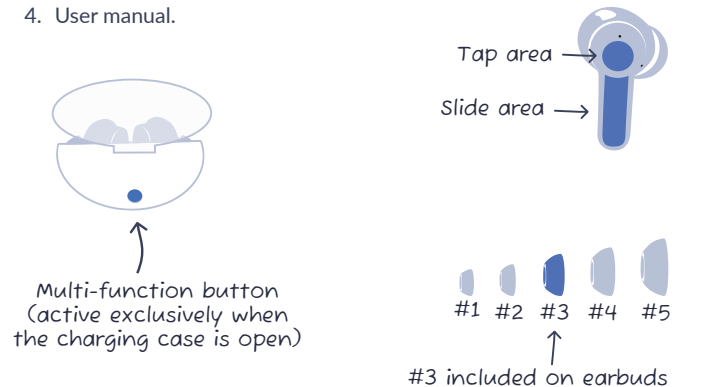


Inside the box

1. Infrasonic Earbuds and wireless charging case.
2. Ear tips of varying sizes (5 pairs).
3. USB Type-C cable.
4. User manual.



2

Downloading mobile app and pairing Infrasonic Earbuds

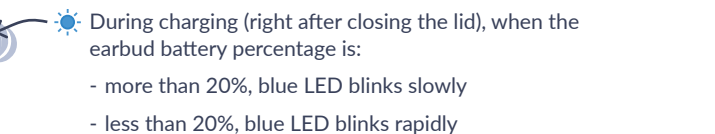
1. Go to the App Store.
2. Download the “Heart Health by MindMics” App.
3. Follow the prompts on the app to pair earbuds and create account.



Charging

Infrasonic Earbuds

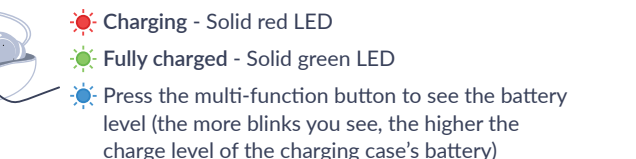
Place your earbuds inside the charging case.



3

Charging case

Charge the case alone or with the earbuds using a USB Type-C charging cable or wireless charging pad.



Adjusting Infrasonic Earbuds for accurate readings

1. **Find the proper orientation:** Make sure you wear the correct earbud in each ear. The earbud marked "L" is for your left ear and the earbud marked "R" is for your right ear
2. **Clean your ears:** Ensure your ears are clean before inserting the earbuds to improve fit and sound quality. Clean out excess

4

earwax and hair to prevent interference.

3. **Choose the ideal ear tip size:** Select that ear tip size that fits comfortably and creates a good seal in your ear. Remember to keep the extra ear tip sizes, as your preferences may change over time, and a different size might provide a better experience in the future.



4. **Insert the earbuds properly:** Gently insert the earbuds into your ear canal, making sure they sit securely without causing discomfort.
5. **Twist and rotate:** Gently twisting and rotating each earbud can help achieve a secure fit and optimal positioning for improved comfort and audio quality. After making adjustments, please wait

5

for up to 30 seconds for the signal to stabilize before further fine-tuning.



6. **Pay attention to comfort:** While adjusting, it's important to prioritize comfort. If you feel any discomfort or pressure in your ears, try a different angle or position. Avoid twisting or rotating the earbuds forcefully or excessively, as this may cause discomfort or pain.

6

Functions

Pairing mode

1. If the device has not been paired before, it will enter pairing mode automatically once the charging case lid is open.
2. You can re-pair the device by:



Once the charging case lid is open, press the multi-function button for more than 2s and less than 10s then release
Enter pairing mode



Touch and hold for at least 5s then release
Enter pairing mode

Left or Right

7

ON and OFF

Power on: When powered off, open the charging case lid. The blue LED blinks 3x.

Power off: If in any mode, place the earbuds inside the case and close the charging case. The blue LED blinks 3x.

Music control



- Tap 1x
Play / Pause track
- • Double tap 2x
Play next track
- • • Triple tap 3x
Play previous track

8

Volume control



- ↑ Slide upwards on the earbuds stem
Volume up
- ↓ Slide downwards on the earbuds stem
Volume down

Call control



- Tap 1x
Answer a call / End a call
- • Touch and hold for 2s
Decline an incoming call

9

Factory reset



Press button for more than 10s and release

Factory reset

Disconnect the charging case from the power outlet before initiating the factory reset process. Place the earbuds inside the case and close the charging case.

Voice assistant



Left or Right

Touch and hold for 2s

Trigger voice assistant

Specifications

Bluetooth version: V5.2

Bluetooth profiles: A2DP, AVRCP, HFP

Operating range: 30 ft

Noise cancellation: Hybrid ANC, Qualcomm cVc

Frequency: 20Hz~20000Hz

Driver size: 8mm

Earbud battery: 35mAh

Charging case battery: 250mAh

Charging port: Type-C and wireless charging

Water & dust resistance: IPX4

Requirement

iOS 16 and above

Safety Cautions

Please don't dismantle the product in any way or remove the product's battery yourself, as this can lead to a fire or electrical breakdown. Any maintenance or servicing of the earbuds or charging case should be done through a qualified service provider or manufacturer.

Please clean the earbuds with the utmost care with only a damp soft cloth, if cleaning is required. Please do not use any oily, volatile liquid.

Ensure that the earbuds are kept away from extremely hot or cold substances.

Do not use the earbuds when it is unsafe to be wearing them, such as while operating a vehicle, crossing a street or during any activity where full awareness of your surroundings is required.

To avoid damaging your hearing, make sure that the volume of your music player is at an appropriate level when you are putting on your earbuds. Exposure to any high-volume music can lead to gradual loss of hearing.

Avoid exposing your product to rain, moisture or other liquids to protect against damage to the product or injury to you.

Do not wear the earbuds while showering or bathing, or when participating in water sports (e.g., swimming, waterskiing, surfing, etc.).

Leaving the product in hot or cold places, such as in a closed car in summer and winter conditions, will reduce the capacity and lifetime of the earbuds.

Dispose of the product according to local standards and regulations.

This product contains magnetic material. Talk with your doctor about whether this might affect your implanted medical device.



Contains small parts which may be a choking hazard. Not suitable for children under age 3.

For more information, visit our website: www.mindmics.com.

Warranty

The services and content are provided on an "as is" and "as available" basis without any express or implied warranties or conditions of any kind. MindMics disclaims all implied warranties and conditions, including, but not limited to, the warranty of title, merchantability, non-infringement of third parties' rights, and fitness for a particular purpose.

MindMics, its affiliates, partners, and officers, directors, employees, agents, suppliers, or licensors, make no warranties or representations about the services or content, including but not limited to accuracy, reliability, completeness, timeliness, or reliability.

Neither MindMics nor its affiliates or partners shall be liable for truth, accuracy, or completeness of information conveyed to users of the services or for errors, mistakes or omissions therein or for any delays or interruptions of the data or information stream from whatever cause. MindMics makes no warranty that the services will be available error-free or that the services or content are free of computer viruses or similar contamination or destructive features. If your use of the services or content results in the need for servicing or replacing equipment or data, MindMics shall not be responsible for those costs. You agree that your use the services and content is at your own risk.

MindMics warrants to the original end user purchaser that the product is free from defects in material and workmanship for one (1) year from the date of purchase. If your local law requires a warranty period longer than one (1) year, this warranty shall be extended to the

extent required by such law. Within the warranty period, MindMics shall repair or replace at no charge any components of the Product that fail the limited warranty provided.

Replacement products may be new or refurbished at our discretion. This limited warranty does not apply to (i) normal wear and tear, including scratches and dents; (ii) consumable parts included in the Product, such as batteries, unless product damage has occurred due to a defect in materials or workmanship; (iii) damage resulting from your failure to use the Product in accordance with the instructions accompanying the MindMics Product; (iv) damage resulting from an accident, flood, fire, misuse, or abuse; (v) damage resulting from service performed, or damage resulting from tampering with or alterations to the Product, by anyone not authorized by MindMics; or (vi) use of the Product with any application or software other than the one specified by MindMics.

MindMics retains the exclusive right to repair or replace the Product, or offer a full refund, at its sole discretion. Such remedy shall be your sole and exclusive remedy for any breach of this limited warranty. Warranty repairs and replacements have a new warranty period equal to the remaining period of the original warranty or for ninety (90) days from the date of the repair or replacement, whichever is longer.

Federal Communication Commission Interference Statement

This equipment has been tested and found to comply with the limits for a Class B digital device, pursuant to Part 15 of the FCC Rules. These limits are designed to provide reasonable protection against harmful interference in a residential installation.

This equipment generates, uses and can radiate radio frequency energy and, if not installed and used in accordance with the instructions, may cause harmful interference to radio

communications. However, there is no guarantee that interference will not occur in a particular installation. If this equipment does cause harmful interference to radio or television reception, which can be determined by turning the equipment off and on, the user is encouraged to try to correct the interference by one of the following measures:

- . Reorient or relocate the receiving antenna.
- . Increase the separation between the equipment and receiver.
- . Connect the equipment into an outlet on a circuit different from that to which the receiver is connected.
- . Consult the dealer or an experienced radio/TV technician for help.

FCC Caution: To assure continued compliance, any changes or modifications not expressly approved by the party responsible for compliance could void the user's authority to operate this equipment. (Example - use only shielded interface cables when connecting to computer or peripheral devices).

FCC Radiation Exposure Statement: This equipment complies with FCC RF radiation exposure limits set forth for an uncontrolled environment. This equipment should be installed and operated with a minimum distance of 1 centimeters between the radiator and your body.

This transmitter must not be co-located or operating in conjunction with any other antenna or transmitter. The antennas used for this transmitter must be installed to provide a separation distance of at least 1 cm from all persons and must not be co-located or operating in conjunction with any other antenna or transmitter. This device complies with Part 15 of the FCC Rules. Operation is subject to the following two conditions: (1) This device may not cause harmful interference, and (2) This device must accept any interference received, including interference that may cause undesired operation.

Disclaimers

To enjoy the full functionality offered by our earbuds, it is necessary to purchase the appropriate subscription. Without an active license, certain features may be limited or unavailable.

Before using the headphones, please review and accept our Terms of Service and Privacy Policy. These documents contain important information regarding product usage and your rights.

We reserve the right to make changes to the aforementioned documents at any time. Some changes may include the scope of headphone features or compatibility with various devices. Such changes will not result in the right to return the product.

We would like to emphasize that our headphones are not medical devices and are not capable of providing medical diagnoses. In case of any doubts or concerning health signals, we recommend consulting a medical specialist.



Please note that the information in this user manual is subject to change without notice. The company reserves the right to change the button configuration, gestures, or any other aspect of the product at any time. For the latest version of the user manual, please visit our product webpage www.mindmics.com/user-manual.



MindMics
HEART HEALTH SYSTEM

User Manual