

Model No.: W1

FRONT VIEW OF SAMPLE



BACK VIEW OF SAMPLE



Model No.: W1

LEFT VIEW OF SAMPLE



RIGHT VIEW OF SAMPLE



Model No.: W1

TOP VIEW OF SAMPLE



BOTTOM VIEW OF SAMPLE

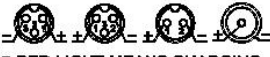


Model No.: W1





SWITCHING POWER SUPPLY


MODEL: FY-4202000
INPUT: 100-240V~
50/60Hz 2.5A
OUTPUT: 42.0V= 2.0A
IP20 ta=40°C


● RED LIGHT MEANS CHARGING
● GREEN LIGHT MEANS CHARGE FULL OR DISCONNECT

I.T.E POWER SUPPLY







WARNING:
RISK ELECTRIC SHOCK
PLEASE DO NOT OPEN
FOR INDOOR USE ONLY

Manufactured By: Shenzhen Fuyuanlian Power Co., Ltd.
MADE IN CHINA