

## Appendix II EUT External Photographs

Model: YRS-1000  
Photo 1 Appearance of EUT





Photo 2 Appearance of EUT






**Photo 3 Appearance of EUT**




**Photo 4 Appearance of EUT**






**Photo 5 Appearance of EUT**




**Photo 6 Appearance of EUT**






**Photo 7 Appearance of EUT**




**Photo 8 Appearance of EUT**






**Photo 9 Appearance of EUT**




**Photo 10 Appearance of EUT**






**Photo 11 Appearance of EUT**




**Photo 12 Appearance of EUT**






**Photo 13 Appearance of EUT**






**Model:YRS-1002**  
**Photo 1 Appearance of EUT**




**Photo 2 Appearance of EUT**






**Photo 3 Appearance of EUT**




**Photo 4 Appearance of EUT**





**Photo 5 Appearance of EUT**




**Photo 6 Appearance of EUT**






**Photo 7 Appearance of EUT**



**Photo 8 Appearance of EUT**






**Photo 9 Appearance of EUT**




**Photo 10 Appearance of EUT**





**Photo 11 Appearance of EUT**



**Photo 12 Appearance of EUT**








Photo 13 Appearance of EUT






**HVIN/Model:YRS-1000**  
**Photo 1 Appearance of EUT**



**Photo 2 Appearance of EUT**






**Photo 3 Appearance of EUT**




**Photo 4 Appearance of EUT**






**Photo 5 Appearance of EUT**




**Photo 6 Appearance of EUT**






**Photo 7 Appearance of EUT**




**Photo 8 Appearance of EUT**





**Photo 9 Appearance of EUT**



**Photo 10 Appearance of EUT**

