


# ANTENNA SPECIFICATON

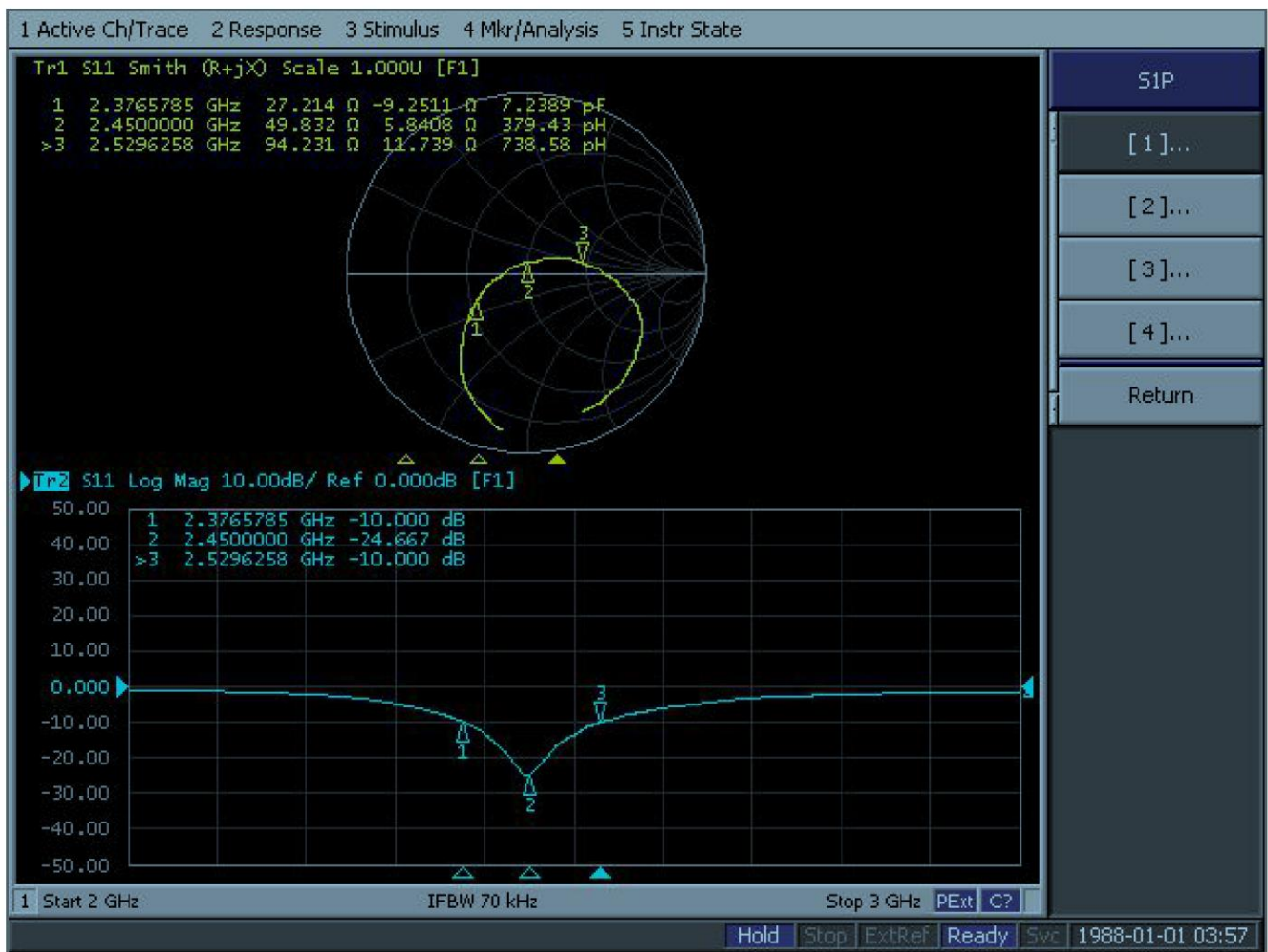
## 1.Summary

ITEM	ANT SPEC
Model Name	2.4G ANT
Antenna plate	PCB antenna
Frequency range	2400-2500MHz
MAX.Gain	1.0dBi
Polarization	Vertical
Impedance	50 Ohm
Manufacture	Shenzhen Ai-Thinker Technology co., LTD Address: 410, Building C, Huafeng Smart Innovation Port, Gushu Second Road, Gushu Community, Xixiang Street, Bao'an District, Shenzhen

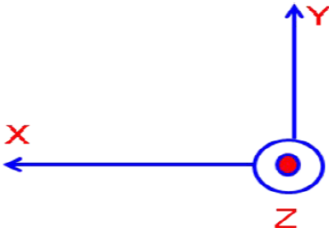
## 2.Antenna Photo &Length (mm)



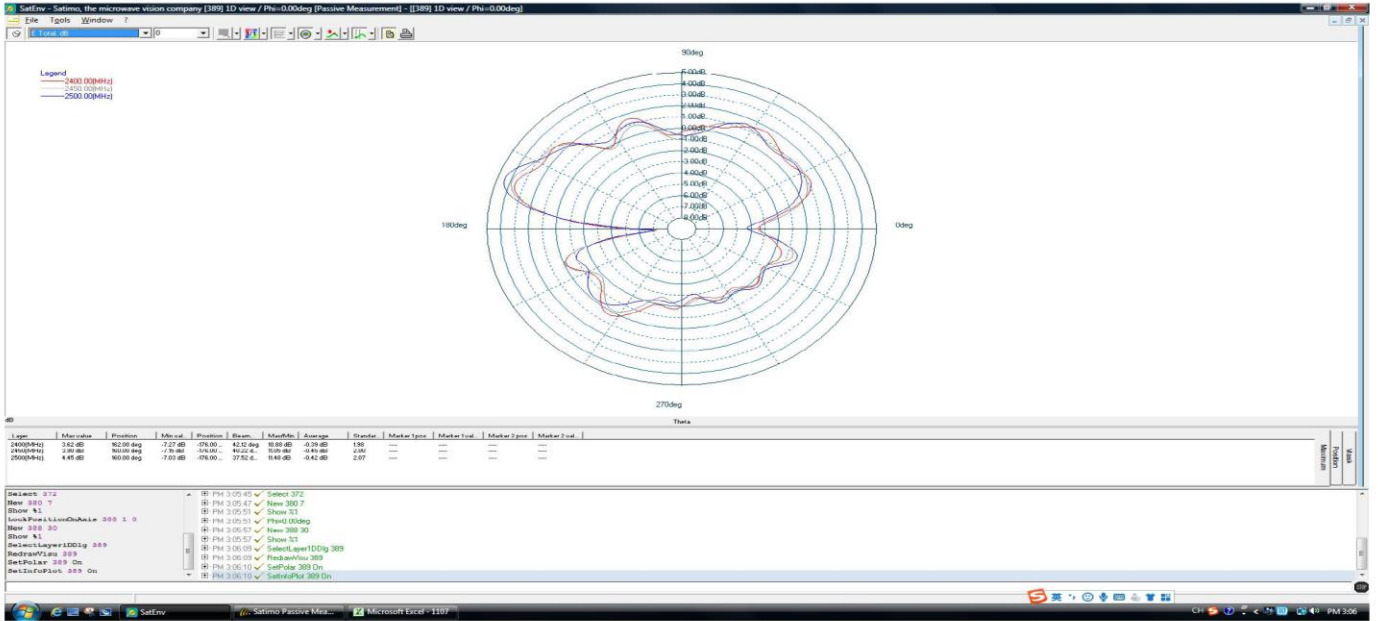
### 3.Characteristic curve



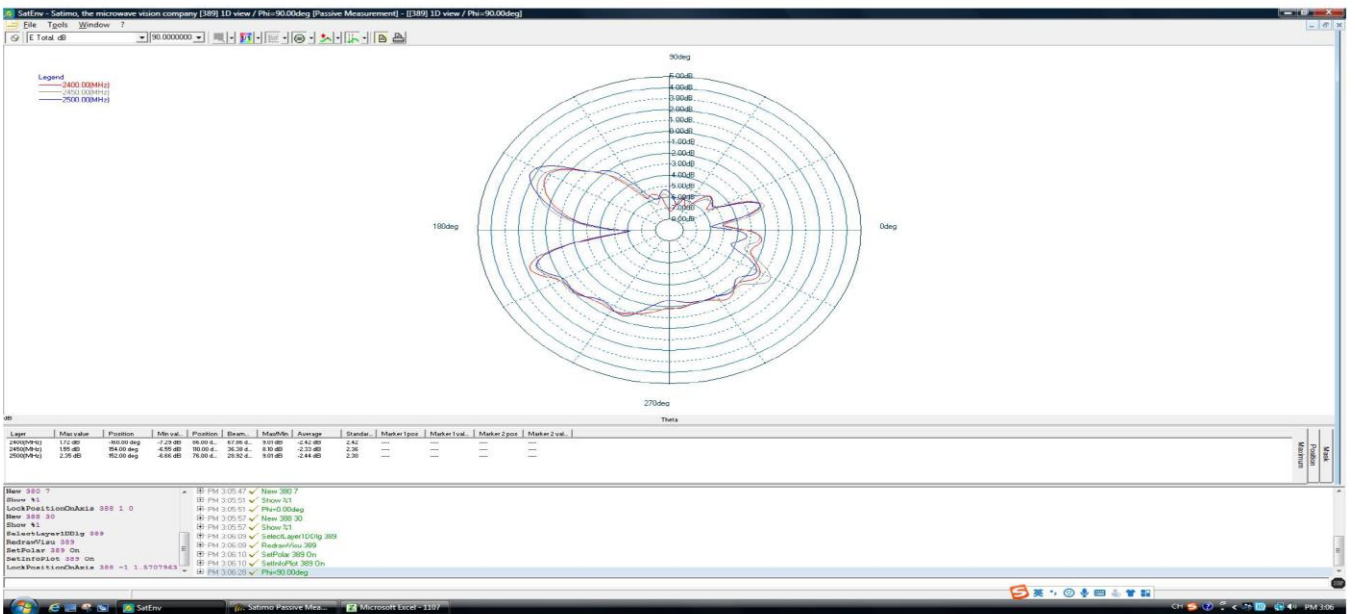
### 4.Radiation Pattern



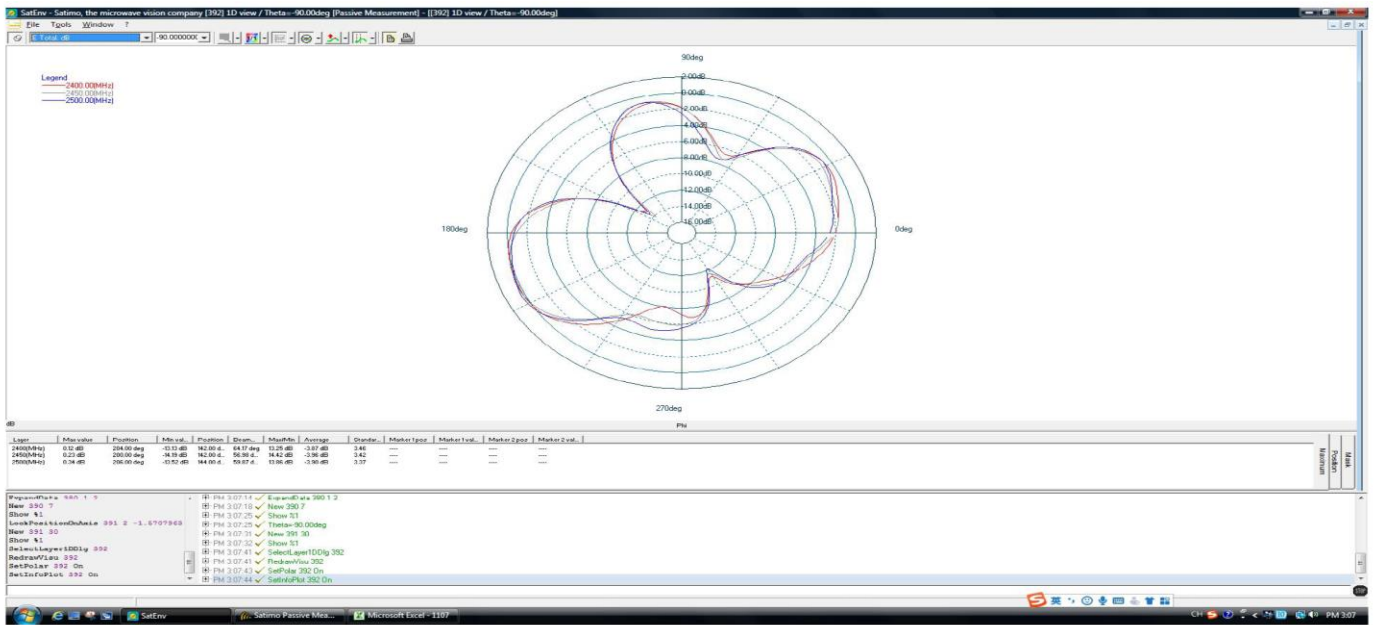
## X-Z Plane



## Y-Z Plane



## X-Y Plane



## 5. Gain efficiency test data

Freq (MHz)	Effi (%)	Effi (dB)	Gain (dBi)	Gain (dBd)	UHS (%)	DHS (%)	Max (dB)	Min (dB)
2400	65.91	-1.81	0.81	-0.34	31.673	34.24	0.81	-21.58
2405	66.53	-1.77	0.8	-0.35	31.876	34.655	0.8	-22.58
2410	67.6	-1.7	0.9	-0.25	32.594	35.009	0.9	-21.25
2415	67.25	-1.72	0.8	-0.35	32.192	35.056	0.8	-20.84
2420	64.54	-1.9	0.86	-0.29	31.477	33.063	0.86	-21.63
2425	66.05	-1.8	0.77	-0.38	32.155	33.892	0.77	-22.08
2430	69.14	-1.6	1.00	-0.14	34.198	34.946	1.0	-19.04
2435	68.29	-1.66	0.93	-0.22	33.822	34.465	0.93	-21.4
2440	70.62	-1.51	0.07	-0.08	34.99	35.633	0.07	-19.24
2445	73.14	-1.36	0.04	-0.11	36.346	36.792	0.04	-20.07
2450	72.34	-1.41	0.98	-0.17	36.295	36.043	0.98	-25.98
2455	71.13	-1.48	0.02	-0.13	35.415	35.714	0.02	-21.6
2460	70.65	-1.51	0.03	-0.12	35.111	35.54	0.03	-22.63
2465	70.33	-1.53	0.02	-0.13	34.882	35.448	0.02	-22.86
2470	69.1	-1.6	0.91	-0.24	34.192	34.913	0.91	-20.17
2475	71.22	-1.47	0.22	0.07	35.093	36.131	0.22	-22.78
2480	74.52	-1.28	0.25	0.1	36.998	37.523	0.25	-20.66
2485	73.58	-1.33	0.33	0.18	36.267	37.309	0.33	-20.29
2490	71.73	-1.44	0.32	0.17	35.317	36.416	0.32	-21
2495	74.16	-1.3	0.4	0.25	36.703	37.461	0.4	-22.68
2500	69.45	-1.58	0.11	-0.04	34.652	34.794	0.11	-19.78