

PHOTOGRAPHS OF TEST SET UP

Figure 1 – Radiated Disturbance - 30 MHz to 1 GHz




Figure 2– Radiated Disturbance - 1 GHz to 8 GHz




Figure 3 – Radiated Disturbance - 8 GHz to 13 GHz




Figure 4 – Radiated Disturbance - 18 GHz to 30 GHz






Figure 5 – Conducted Emissions Lab Testing

