

SGS-CSTC Standards Technical Services Co., Ltd. Shenzhen Branch

SZEMC-TRF-01 Rev. A/0 Aug01,2022

Report No.: SZCR230900303005

Page: 1 of 446

TEST REPORT

Application No.: SZCR2309003030AT
Applicant: COGITO TECH COMPANY LIMITED
Address of Applicant: 21/F Tai Yau Building, 181 Johnston Road, Wanchai, Hong Kong
Manufacturer: COGITO TECH COMPANY LIMITED
Address of Manufacturer: 21/F Tai Yau Building, 181 Johnston Road, Wanchai, Hong Kong
Equipment Under Test (EUT):
EUT Name: SPECTA
Model No.: TQFDUB2
Trade Mark: SPECTA
FCC ID: 2BCHV-TQFDUB2
Standard(s): 47 CFR Part 15, Subpart C 15.247
Date of Receipt: 2023-09-18
Date of Test: 2023-09-26 to 2023-10-16
Date of Issue: 2023-10-18

Test Result:	Pass*
---------------------	--------------

* In the configuration tested, the EUT complied with the standards specified above.



Keny Xu
EMC Laboratory Manager



SGS-CSTC Standards Technical Services Co., Ltd.
Shenzhen Branch EMC Laboratory

Unless otherwise agreed in writing, this document is issued by the Company subject to its General Conditions of Service printed overleaf, available on request or accessible at <https://www.sgs.com/en/Terms-and-Conditions>. Attention is drawn to the limitation of liability, indemnification and jurisdiction issues defined therein. Any holder of this document is advised that information contained hereon reflects the Company's findings at the time of its intervention only and within the limits of Client's instructions, if any. The Company's sole responsibility is to its Client and this document does not exonerate parties to a transaction from exercising all their rights and obligations under the transaction documents. This document cannot be reproduced except in full, without prior written approval of the Company. Any unauthorized alteration, forgery or falsification of the content or appearance of this document is unlawful and offenders may be prosecuted to the fullest extent of the law. Unless otherwise stated the results shown in this test report refer only to the sample(s) tested and such sample(s) are retained for 30 days only.

Attention: To check the authenticity of testing / inspection report & certificate, please contact us at telephone: (86-755) 8307 1443, or email: CN.Doccheck@sgs.com

No. 1 Workshop, M-10, Middle Section, Science & Technology Park, Nanshan District, Shenzhen, Guangdong, China 518057 t (86-755) 26012053 f (86-755) 26710594 www.ssgroup.com.cn
中国·广东·深圳市南山区科技园中区M-10栋1号厂房 邮编: 518057 t (86-755) 26012053 f (86-755) 26710594 sgs.china@sgs.com



SGS-CSTC Standards Technical Services Co., Ltd. Shenzhen Branch

SZEMC-TRF-01 Rev. A/0 Aug01,2022

Report No.: SZCR230900303005
Page: 2 of 446

Revision Record				
Version	Chapter	Date	Modifier	Remark
01		2023-10-18		Original

Authorized for issue by:				
		Darren Yuan		
		Darren Yuan/Project Engineer		
		Eric Fu		
		Eric Fu/Reviewer		



Unless otherwise agreed in writing, this document is issued by the Company subject to its General Conditions of Service printed overleaf, available on request or accessible at <https://www.sgs.com/en/Terms-and-Conditions>. Attention is drawn to the limitation of liability, indemnification and jurisdiction issues defined therein. Any holder of this document is advised that information contained hereon reflects the Company's findings at the time of its intervention only and within the limits of Client's instructions, if any. The Company's sole responsibility is to its Client and this document does not exonerate parties to a transaction from exercising all their rights and obligations under the transaction documents. This document cannot be reproduced except in full, without prior written approval of the Company. Any unauthorized alteration, forgery or falsification of the content or appearance of this document is unlawful and offenders may be prosecuted to the fullest extent of the law. Unless otherwise stated the results shown in this test report refer only to the sample(s) tested and such sample(s) are retained for 30 days only.

Attention: To check the authenticity of testing /inspection report & certificate, please contact us at telephone: (86-755) 8307 1443, or email: CN.Doccheck@sgs.com

No.1 Workshop, M-10, Middle Section, Science & Technology Park, Nanshan District, Shenzhen, Guangdong, China 518057 t (86-755) 26012053 f (86-755) 26710594 www.sgs.com.cn
中国·广东·深圳市南山区科技园中区M-10栋1号厂房 邮编: 518057 t (86-755) 26012053 f (86-755) 26710594 sgs.china@sgs.com

2 Test Summary

Radio Spectrum Technical Requirement				
Item	Standard	Method	Requirement	Result
Antenna Requirement	47 CFR Part 15, Subpart C 15.247	N/A	47 CFR Part 15, Subpart C 15.203 & 15.247(b)(4)	Pass

Radio Spectrum Matter Part				
Item	Standard	Method	Requirement	Result
Conducted Emissions at AC Power Line (150kHz-30MHz)	47 CFR Part 15, Subpart C 15.247	ANSI C63.10 (2013) Section 6.2	47 CFR Part 15, Subpart C 15.207	Pass
Conducted Peak Output Power		ANSI C63.10 (2013) Section 11.9.1	47 CFR Part 15, Subpart C 15.247(b)(3)	Pass
Minimum 6dB Bandwidth		ANSI C63.10 (2013) Section 11.8.1	47 CFR Part 15, Subpart C 15.247a(2)	Pass
Power Spectrum Density		ANSI C63.10 (2013) Section 11.10.2	47 CFR Part 15, Subpart C 15.247(e)	Pass
Conducted Band Edges Measurement		ANSI C63.10 (2013) Section 11.13.3.2	47 CFR Part 15, Subpart C 15.247(d)	Pass
Conducted Spurious Emissions		ANSI C63.10 (2013) Section 11.11	47 CFR Part 15, Subpart C 15.247(d)	Pass
Radiated Emissions which fall in the restricted bands		ANSI C63.10 (2013) Section 6.10.5	47 CFR Part 15, Subpart C 15.205 & 15.209	Pass
Radiated Spurious Emissions Below 1GHz		ANSI C63.10 (2013) Section 6.4,6.5	47 CFR Part 15, Subpart C 15.205 & 15.209	Pass
Radiated Spurious Emissions Above 1GHz		ANSI C63.10 (2013) Section 6.6	47 CFR Part 15, Subpart C 15.205 & 15.209	Pass



3 Contents

	Page
1 Cover Page	1
2 Test Summary	3
3 Contents	4
4 General Information.....	6
4.1 Details of E.U.T.	6
4.2 Description of Support Units	7
4.3 Measurement Uncertainty	7
4.4 Test Location	8
4.5 Test Facility.....	8
4.6 Deviation from Standards	8
4.7 Abnormalities from Standard Conditions	8
5 Equipment List	9
6 Radio Spectrum Technical Requirement.....	12
6.1 Antenna Requirement	12
6.1.1 Test Requirement:	12
6.1.2 Conclusion	12
7 Radio Spectrum Matter Test Results	13
7.1 Conducted Emissions at AC Power Line (150kHz-30MHz)	13
7.1.1 E.U.T. Operation	13
7.1.2 Test Mode Description	13
7.1.3 Test Setup Diagram	14
7.1.4 Measurement Procedure and Data.....	14
7.2 Conducted Peak Output Power	17
7.2.1 E.U.T. Operation	17
7.2.2 Test Mode Description	17
7.2.3 Test Setup Diagram	18
7.2.4 Measurement Procedure and Data.....	18
7.3 Minimum 6dB Bandwidth.....	19
7.3.1 E.U.T. Operation	19
7.3.2 Test Mode Description	19
7.3.3 Test Setup Diagram	19
7.3.4 Measurement Procedure and Data.....	19
7.4 Power Spectrum Density	20
7.4.1 E.U.T. Operation	20
7.4.2 Test Mode Description	20
7.4.3 Test Setup Diagram	20
7.4.4 Measurement Procedure and Data.....	20
7.5 Conducted Band Edges Measurement	21
7.5.1 E.U.T. Operation	21



SGS-CSTC Standards Technical Services Co., Ltd. Shenzhen Branch

SZEMC-TRF-01 Rev. A/0 Aug01,2022

Report No.: SZCR230900303005

Page: 5 of 446

7.5.2	Test Mode Description	21
7.5.3	Test Setup Diagram	22
7.5.4	Measurement Procedure and Data	22
7.6	Conducted Spurious Emissions	23
7.6.1	E.U.T. Operation	23
7.6.2	Test Mode Description	23
7.6.3	Test Setup Diagram	24
7.6.4	Measurement Procedure and Data	24
7.7	Radiated Emissions which fall in the restricted bands	25
7.7.1	E.U.T. Operation	25
7.7.2	Test Mode Description	25
7.7.3	Test Setup Diagram	26
7.7.4	Measurement Procedure and Data	27
7.8	Radiated Spurious Emissions Below 1GHz	76
7.8.1	E.U.T. Operation	76
7.8.2	Test Mode Description	76
7.8.3	Test Setup Diagram	77
7.8.4	Measurement Procedure and Data	78
7.9	Radiated Spurious Emissions Above 1GHz	81
7.9.1	E.U.T. Operation	81
7.9.2	Test Mode Description	81
7.9.3	Test Setup Diagram	82
7.9.4	Measurement Procedure and Data	83
8	Test Setup Photo	96
9	EUT Constructional Details (EUT Photos)	96
10	Appendix	97



SGS-CSTC Standards Technical Services Co., Ltd.
Shenzhen Branch Testing & Calibration Laboratory

Unless otherwise agreed in writing, this document is issued by the Company subject to its General Conditions of Service printed overleaf, available on request or accessible at <https://www.sgs.com/en/Terms-and-Conditions>. Attention is drawn to the limitation of liability, indemnification and jurisdiction issues defined therein. Any holder of this document is advised that information contained hereon reflects the Company's findings at the time of its intervention only and within the limits of Client's instructions, if any. The Company's sole responsibility is to its Client and this document does not exonerate parties to a transaction from exercising all their rights and obligations under the transaction documents. This document cannot be reproduced except in full, without prior written approval of the Company. Any unauthorized alteration, forgery or falsification of the content or appearance of this document is unlawful and offenders may be prosecuted to the fullest extent of the law. Unless otherwise stated the results shown in this test report refer only to the sample(s) tested and such sample(s) are retained for 30 days only.

Attention: To check the authenticity of testing /inspection report & certificate, please contact us at telephone: (86-755) 8307 1443, or email: CN.Doccheck@sgs.com

No.1 Workshop, M-10, Middle Section, Science & Technology Park, Nanshan District, Shenzhen, Guangdong, China 518057 t (86-755) 26012053 f (86-755) 26710594 www.sgs.com.cn
中国·广东·深圳市南山区科技园中区M-10栋1号厂房 邮编: 518057 t (86-755) 26012053 f (86-755) 26710594 sgs.china@sgs.com

4 General Information

4.1 Details of E.U.T.

Power supply:	Powered by Lithium-ion Polymer rechargeable battery Battery information Model: BSPE-4241-4S Nominal Voltage: 14.76V Rated Capacity: 4241mAh, 62.6Wh
Cable:	USB Type-C to Type-C cable: 50cm unshielded USB Type-A to Type-C cable: 50cm unshielded
Operation Frequency:	1.4MHz mode: 2403.5MHz-2467.5MHz 1.4MHz CA mode: 2405.12MHz-2469.12MHz 3MHz mode: 2405.5MHz-2465.5MHz 3MHz CA mode: 2408.2MHz-2468.2MHz 5MHz mode: 2404.5MHz-2469.5MHz 10MHz mode: 2407.5MHz-2467.5MHz 20MHz mode: 2412.5MHz-2462.5MHz 40MHz mode: 2422.5MHz-2452.5MHz
Modulation Type:	OFDM
Channel Spacing:	1.4MHz mode: 2MHz 1.4MHz CA mode: 2MHz 3MHz mode: 3MHz 3MHz CA mode: 3MHz 5MHz mode: 5MHz 10MHz mode: 1MHz 20MHz mode: 1MHz 40MHz mode: 1MHz
Number of Channels:	1.4MHz mode: 33 1.4MHz CA mode: 33 3MHz mode: 21 3MHz CA mode: 21 5MHz mode: 14 10MHz mode: 61 20MHz mode: 51 40MHz mode: 31
Antenna Type:	PCB Antenna
Antenna Gain:	Antenna 0&1&2&3: 1.5dBi; Antenna 4&5: 1dBi

Remark: The information in this section is provided by the applicant or manufacturer, SGS is not liable to the accuracy, suitability, reliability or/and integrity of the information.



SGS-CSTC Standards Technical Services Co., Ltd. Shenzhen Branch

SZEMC-TRF-01 Rev. A/0 Aug01,2022

Report No.: SZCR230900303005

Page: 7 of 446

4.2 Description of Support Units

Description	Manufacturer	Model No.	Serial No.
Adapter	ZMI	HA726	N/A

4.3 Measurement Uncertainty

Test Item	Measurement Uncertainty
Conducted Emissions at AC Power Line (150kHz-30MHz)	$\pm 3.1\text{dB}$
Conducted Peak Output Power	$\pm 0.75\text{dB}$
Minimum 6dB Bandwidth	$\pm 3\%$
Power Spectrum Density	$\pm 2.84\text{dB}$
Conducted Band Edges Measurement	$\pm 0.75\text{dB}$
Conducted Spurious Emissions	$\pm 0.75\text{dB}$
Radiated Emissions which fall in the restricted bands	$\pm 6.0\text{dB}$ (Below 1GHz); $\pm 4.6\text{dB}$ (Above 1GHz)
Radiated Spurious Emissions Below 1GHz	$\pm 6.0\text{dB}$ for 3m; $\pm 5.0\text{dB}$ for 10m
Radiated Spurious Emissions Above 1GHz	$\pm 4.6\text{dB}$ (1-18GHz); $\pm 4.8\text{dB}$ (18-40GHz)

Remark:

The U_{lab} (lab Uncertainty) is less than $U_{\text{CISPR/ETSI}}$ (CISPR/ETSI Uncertainty), so the test results

- compliance is deemed to occur if no measured disturbance level exceeds the disturbance limit;
- non-compliance is deemed to occur if any measured disturbance level exceeds the disturbance limit.

SGS-CSTC Standards Technical Services Co., Ltd. Shenzhen Branch

SZEMC-TRF-01 Rev. A/0 Aug01,2022

Report No.: SZCR230900303005

Page: 8 of 446

4.4 Test Location

All tests were performed at:

SGS-CSTC Standards Technical Services Co., Ltd., Shenzhen Branch

No. 1 Workshop, M-10, Middle Section, Science & Technology Park, Nanshan District, Shenzhen, Guangdong, China. 518057.

Tel: +86 755 2601 2053 Fax: +86 755 2671 0594

No tests were sub-contracted.

4.5 Test Facility

The test facility is recognized, certified, or accredited by the following organizations:

• A2LA (Certificate No. 3816.01)

SGS-CSTC Standards Technical Services Co., Ltd., Shenzhen EMC Laboratory is accredited by the American Association for Laboratory Accreditation(A2LA). Certificate No. 3816.01.

• VCCI (Member No. 1937)

The 3m Fully-anechoic chamber for above 1GHz, 10m Semi-anechoic chamber for below 1GHz, Shielded Room for Mains Port Conducted Interference Measurement and Telecommunication Port Conducted Interference Measurement of SGS-CSTC Standards Technical Services Co., Ltd. Shenzhen EMC laboratory have been registered in accordance with the Regulations for Voluntary Control Measures with Registration No.: G-20026, R-14188, C-12383 and T-11153 respectively.

• FCC –Designation Number: CN1336

SGS-CSTC Standards Technical Services Co., Ltd., Shenzhen EMC Laboratory has been recognized as an accredited testing laboratory.

Designation Number: CN1336. Test Firm Registration Number: 787754.

• Innovation, Science and Economic Development Canada

SGS-CSTC Standards Technical Services Co., Ltd., Shenzhen EMC Laboratory has been recognized by ISED as an accredited testing laboratory.

CAB identifier: CN0006.

IC#: 4620C.

4.6 Deviation from Standards

None

4.7 Abnormalities from Standard Conditions

None



SGS-CSTC Standards Technical Services Co., Ltd.
Shenzhen Branch EMC Laboratory

Unless otherwise agreed in writing, this document is issued by the Company subject to its General Conditions of Service printed overleaf, available on request or accessible at <https://www.sgs.com/en/Terms-and-Conditions>. Attention is drawn to the limitation of liability, indemnification and jurisdiction issues defined therein. Any holder of this document is advised that information contained hereon reflects the Company's findings at the time of its intervention only and within the limits of Client's instructions, if any. The Company's sole responsibility is to its Client and this document does not exonerate parties to a transaction from exercising all their rights and obligations under the transaction documents. This document cannot be reproduced except in full, without prior written approval of the Company. Any unauthorized alteration, forgery or falsification of the content or appearance of this document is unlawful and offenders may be prosecuted to the fullest extent of the law. Unless otherwise stated the results shown in this test report refer only to the sample(s) tested and such sample(s) are retained for 30 days only.

Attention: To check the authenticity of testing /inspection report & certificate, please contact us at telephone: (86-755) 8307 1443, or email: CN.Doccheck@sgs.com

No.1 Workshop, M-10, Middle Section, Science & Technology Park, Nanshan District, Shenzhen, Guangdong, China 518057 t (86-755) 26012053 f (86-755) 26710594 www.ssgroup.com.cn
中国·广东·深圳市南山区科技园中区M-10栋1号厂房 邮编: 518057 t (86-755) 26012053 f (86-755) 26710594 sgs.china@sgs.com

5 Equipment List

Conducted Emissions at AC Power Line (150kHz-30MHz)					
Equipment	Manufacturer	Model No.	Inventory No.	Cal Date	Cal Due Date
Shielding Room	ZhongYu Electron	GB-88	SEM001-06	2022-05-14	2025-05-13
EMI Test Receiver	Rohde&Schwarz	ESCI	SEM004-02	2023-03-20	2024-03-19
Measurement Software	AUDIX	e3 V8.2014-6-27a	N/A	N/A	N/A
Coaxial Cable	SGS	N/A	SEM024-01	2023-07-07	2024-07-06
LISN	Rohde&Schwarz	ENV216	SEM007-01	2023-09-19	2024-09-18
LISN	ETS-LINDGREN	3816/2	SEM007-02	2023-03-20	2024-03-19

Conducted Peak Output Power					
Equipment	Manufacturer	Model No.	Inventory No.	Cal Date	Cal Due Date
Power Sensor	TST PASS	TSPS2023R	SEM009-26	2023-04-01	2024-03-31
Power Sensor	KEYSIGHT	U2021XA	SEM009-16	2023-03-21	2024-03-20
DC Power Supply	Chroma	62012P-80-60	SEM011-11	2022-10-20	2023-10-19
MXA Signal Analyzer	KEYSIGHT	N9020A	SEM004-19	2023-03-21	2024-03-20
Measurement Software	TST PASS	TST PASS V2.0	N/A	N/A	N/A
Coaxial Cable	SGS	N/A	SEM031-01	2023-07-07	2024-07-06
Attenuator	Huber+Suhner	6620_SMA-50-1	SEM021-09	2023-03-31	2024-03-30

Minimum 6dB Bandwidth					
Equipment	Manufacturer	Model No.	Inventory No.	Cal Date	Cal Due Date
DC Power Supply	Chroma	62012P-80-60	SEM011-11	2022-10-20	2023-10-19
MXA Signal Analyzer	KEYSIGHT	N9020A	SEM004-19	2023-03-21	2024-03-20
Measurement Software	TST PASS	TST PASS V2.0	N/A	N/A	N/A
Coaxial Cable	SGS	N/A	SEM031-01	2023-07-07	2024-07-06
Attenuator	Huber+Suhner	6620_SMA-50-1	SEM021-09	2023-03-31	2024-03-30

Power Spectrum Density					
Equipment	Manufacturer	Model No.	Inventory No.	Cal Date	Cal Due Date
DC Power Supply	Chroma	62012P-80-60	SEM011-11	2022-10-20	2023-10-19
MXA Signal Analyzer	KEYSIGHT	N9020A	SEM004-19	2023-03-21	2024-03-20
Measurement Software	TST PASS	TST PASS V2.0	N/A	N/A	N/A
Coaxial Cable	SGS	N/A	SEM031-01	2023-07-07	2024-07-06



Unless otherwise agreed in writing, this document is issued by the Company subject to its General Conditions of Service printed overleaf, available on request or accessible at <https://www.sgs.com/en/Terms-and-Conditions>. Attention is drawn to the limitation of liability, indemnification and jurisdiction issues defined therein. Any holder of this document is advised that information contained hereon reflects the Company's findings at the time of its intervention only and within the limits of Client's instructions, if any. The Company's sole responsibility is to its Client and this document does not exonerate parties to a transaction from exercising all their rights and obligations under the transaction documents. This document cannot be reproduced except in full, without prior written approval of the Company. Any unauthorized alteration, forgery or falsification of the content or appearance of this document is unlawful and offenders may be prosecuted to the fullest extent of the law. Unless otherwise stated the results shown in this test report refer only to the sample(s) tested and such sample(s) are retained for 30 days only.

Attention: To check the authenticity of testing /inspection report & certificate, please contact us at telephone: (86-755) 8307 1443, or email: CN.Doccheck@sgs.com

No.1 Workshop, M-10, Middle Section, Science & Technology Park, Nanshan District, Shenzhen, Guangdong, China 518057 t (86-755) 26012053 f (86-755) 26710594 www.sgs.com.cn
中国·广东·深圳市南山区科技园中区M-10栋1号厂房 邮编: 518057 t (86-755) 26012053 f (86-755) 26710594 sgs.china@sgs.com

SGS-CSTC Standards Technical Services Co., Ltd. Shenzhen Branch

SZEMC-TRF-01 Rev. A/0 Aug01,2022

Report No.: SZCR230900303005

Page: 10 of 446

Attenuator	Huber+Suhner	6620_SMA-50-1	SEM021-09	2023-03-31	2024-03-30
------------	--------------	---------------	-----------	------------	------------

Conducted Band Edges Measurement

Equipment	Manufacturer	Model No.	Inventory No.	Cal Date	Cal Due Date
DC Power Supply	Chroma	62012P-80-60	SEM011-11	2022-10-20	2023-10-19
MXA Signal Analyzer	KEYSIGHT	N9020A	SEM004-19	2023-03-21	2024-03-20
Measurement Software	TST PASS	TST PASS V2.0	N/A	N/A	N/A
Coaxial Cable	SGS	N/A	SEM031-01	2023-07-07	2024-07-06
Attenuator	Huber+Suhner	6620_SMA-50-1	SEM021-09	2023-03-31	2024-03-30

Conducted Spurious Emissions

Equipment	Manufacturer	Model No.	Inventory No.	Cal Date	Cal Due Date
DC Power Supply	Chroma	62012P-80-60	SEM011-11	2022-10-20	2023-10-19
MXA Signal Analyzer	KEYSIGHT	N9020A	SEM004-19	2023-03-21	2024-03-20
Measurement Software	TST PASS	TST PASS V2.0	N/A	N/A	N/A
Coaxial Cable	SGS	N/A	SEM031-01	2023-07-07	2024-07-06
Attenuator	Huber+Suhner	6620_SMA-50-1	SEM021-09	2023-03-31	2024-03-30

Radiated Emissions which fall in the restricted bands

Equipment	Manufacturer	Model No.	Inventory No.	Cal Date	Cal Due Date
3m Fully-Anechoic Chamber	AUDIX	N/A	SEM001-02	2023-04-01	2026-03-31
Signal Analyzer	Rohde & Schwarz	FSV40	SEM008-04	2023-03-20	2024-03-19
Horn Antenna	Rohde&Schwarz	HF907	SEM003-07	2023-07-23	2025-07-22
Microwave system amplifier	Agilent	83017A	SEM005-25	2023-09-19	2024-09-18
Measurement Software	AUDIX	e3 V8.2014-6-27	N/A	N/A	N/A
Coaxial Cable	SGS	N/A	SEM026-01	2023-07-07	2024-07-06
Broad-Band Horn Antenna	Schwarzbeck	BBHA 9170	SEM003-15	2022-08-10	2024-08-09
Pre-Amplifier	Compliance Directions Systems Inc.	PAP-2640-50	SEM005-08	2023-03-20	2024-03-19



Unless otherwise agreed in writing, this document is issued by the Company subject to its General Conditions of Service printed overleaf, available on request or accessible at <https://www.sgs.com/en/Terms-and-Conditions>. Attention is drawn to the limitation of liability, indemnification and jurisdiction issues defined therein. Any holder of this document is advised that information contained hereon reflects the Company's findings at the time of its intervention only and within the limits of Client's instructions, if any. The Company's sole responsibility is to its Client and this document does not exonerate parties to a transaction from exercising all their rights and obligations under the transaction documents. This document cannot be reproduced except in full, without prior written approval of the Company. Any unauthorized alteration, forgery or falsification of the content or appearance of this document is unlawful and offenders may be prosecuted to the fullest extent of the law. Unless otherwise stated the results shown in this test report refer only to the sample(s) tested and such sample(s) are retained for 30 days only.

Attention: To check the authenticity of testing /inspection report & certificate, please contact us at telephone: (86-755) 8307 1443, or email: CN.Doccheck@sgs.com

SGS-CSTC Standards Technical Services Co., Ltd.
Shenzhen Branch (SGS-CSTC) Laboratory

No.1 Workshop, M-10, Middle Section, Science & Technology Park, Nanshan District, Shenzhen, Guangdong, China 518057 t (86-755) 26012053 f (86-755) 26710594 www.sgs.com.cn
中国·广东·深圳市南山区科技园中区M-10栋1号厂房 邮编: 518057 t (86-755) 26012053 f (86-755) 26710594 sgs.china@sgs.com

SGS-CSTC Standards Technical Services Co., Ltd. Shenzhen Branch

SZEMC-TRF-01 Rev. A/0 Aug01,2022

Report No.: SZCR230900303005

Page: 11 of 446

Radiated Spurious Emissions Below 1GHz					
Equipment	Manufacturer	Model No.	Inventory No.	Cal Date	Cal Due Date
Loop Antenna	ETS-Lindgren	6502	SEM003-08	2021-11-30	2023-11-29
3m Semi-Anechoic Chamber	ETS-LINDGREN	N/A	SEM001-01	2023-06-19	2026-06-18
MXE EMI Receiver	Agilent Technologies	N9038A	SEM004-15	2022-10-20	2023-10-19
BiConiLog Antenna	ETS-LINDGREN	3142C	SEM003-01	2023-09-16	2025-09-15
Pre-Amplifier	Agilent Technologies	8447D	SEM005-01	2023-03-20	2024-03-19
Measurement Software	AUDIX	e3 V8.2014-6-27	N/A	N/A	N/A
Coaxial Cable	SGS	N/A	SEM025-01	2023-07-07	2024-07-06

Radiated Spurious Emissions Above 1GHz					
Equipment	Manufacturer	Model No.	Inventory No.	Cal Date	Cal Due Date
3m Fully-Anechoic Chamber	AUDIX	N/A	SEM001-02	2023-04-01	2026-03-31
Signal Analyzer	Rohde & Schwarz	FSV40	SEM008-04	2023-03-20	2024-03-19
Horn Antenna	Rohde&Schwarz	HF907	SEM003-07	2023-07-23	2025-07-22
Microwave system amplifier	Agilent	83017A	SEM005-25	2023-09-19	2024-09-18
Measurement Software	AUDIX	e3 V8.2014-6-27	N/A	N/A	N/A
Coaxial Cable	SGS	N/A	SEM026-01	2023-07-07	2024-07-06
Broad-Band Horn Antenna	Schwarzbeck	BBHA 9170	SEM003-15	2022-08-10	2024-08-09
Pre-Amplifier	Compliance Directions Systems Inc.	PAP-2640-50	SEM005-08	2023-03-20	2024-03-19

General used equipment					
Equipment	Manufacturer	Model No.	Inventory No.	Cal Date	Cal Due Date
Humidity/ Temperature Indicator	deli	8838	SEM002-32	2023-07-28	2024-07-27
Humidity/ Temperature Indicator	deli	8838	SEM002-33	2023-07-28	2024-07-27
Barometer	Changchun Meteorological Industry Factory	DYM3	SEM002-01	2023-03-23	2024-03-22



Unless otherwise agreed in writing, this document is issued by the Company subject to its General Conditions of Service printed overleaf, available on request or accessible at <https://www.sgs.com/en/Terms-and-Conditions>. Attention is drawn to the limitation of liability, indemnification and jurisdiction issues defined therein. Any holder of this document is advised that information contained hereon reflects the Company's findings at the time of its intervention only and within the limits of Client's instructions, if any. The Company's sole responsibility is to its Client and this document does not exonerate parties to a transaction from exercising all their rights and obligations under the transaction documents. This document cannot be reproduced except in full, without prior written approval of the Company. Any unauthorized alteration, forgery or falsification of the content or appearance of this document is unlawful and offenders may be prosecuted to the fullest extent of the law. Unless otherwise stated the results shown in this test report refer only to the sample(s) tested and such sample(s) are retained for 30 days only.

Attention: To check the authenticity of testing /inspection report & certificate, please contact us at telephone: (86-755) 8307 1443, or email: CN.Doccheck@sgs.com

SGS-CSTC Standards Technical Services Co., Ltd.
Shenzhen Branch (SGS-CSTC) Laboratory

No.1 Workshop, M-10, Middle Section, Science & Technology Park, Nanshan District, Shenzhen, Guangdong, China 518057 t (86-755) 26012053 f (86-755) 26710594 www.sgs.com.cn
中国·广东·深圳市南山区科技园中区M-10栋1号厂房 邮编: 518057 t (86-755) 26012053 f (86-755) 26710594 sgs.china@sgs.com

6 Radio Spectrum Technical Requirement

6.1 Antenna Requirement

6.1.1 Test Requirement:

47 CFR Part 15, Subpart C 15.203 & 15.247(b)(4)

6.1.2 Conclusion

Standard Requirement:

An intentional radiator shall be designed to ensure that no antenna other than that furnished by the responsible party shall be used with the device. The use of a permanently attached antenna or of an antenna that uses a unique coupling to the intentional radiator, the manufacturer may design the unit so that a broken antenna can be replaced by the user, but the use of a standard antenna jack or electrical connector is prohibited.

15.247(b) (4) requirement:

The conducted output power limit specified in paragraph (b) of this section is based on the use of antennas with directional gains that do not exceed 6 dBi. Except as shown in paragraph (c) of this section, if transmitting antennas of directional gain greater than 6 dBi are used, the conducted output power from the intentional radiator shall be reduced below the stated values in paragraphs (b)(1), (b)(2), and (b)(3) of this section, as appropriate, by the amount in dB that the directional gain of the antenna exceeds 6 dBi.

EUT Antenna:

The antenna is integrated on the main PCB and no consideration of replacement. The best case gain of the antenna are follows:

Antenna 0&1&2&3: 1.5dBi; Antenna 4&5: 1dBi, the directional gain is 4.51dBi

Antenna location: Refer to internal photo.



7 Radio Spectrum Matter Test Results

7.1 Conducted Emissions at AC Power Line (150kHz-30MHz)

Test Requirement 47 CFR Part 15, Subpart C 15.207

Test Method: ANSI C63.10 (2013) Section 6.2

Limit:

Frequency of emission(MHz)	Conducted limit(dBμV)	
	Quasi-peak	Average
0.15-0.5	66 to 56*	56 to 46*
0.5-5	56	46
5-30	60	50
*Decreases with the logarithm of the frequency.		
Detector: Peak for pre-scan (9kHz resolution bandwidth) 0.15M to 30MHz		

7.1.1 E.U.T. Operation

Operating Environment:

Temperature: 23.4 °C

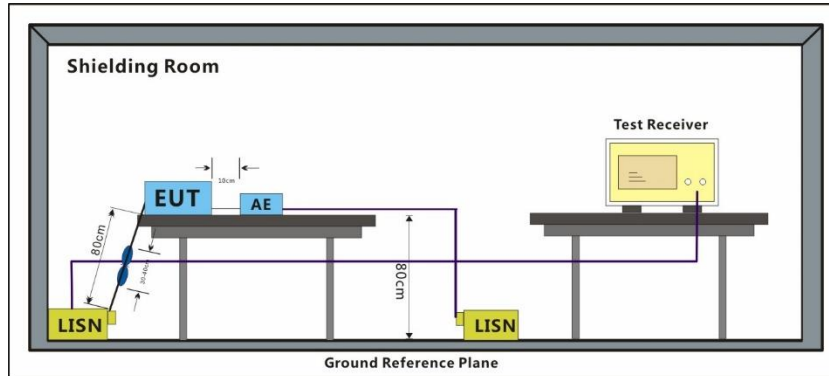
Humidity: 47.3 % RH

Atmospheric Pressure: 1000 mbar

7.1.2 Test Mode Description

Pre-scan / Final test	Mode Code	Description
Final test	09	TX mode (2.4G SDR_1.4MHz) + Charging_Keep the EUT in transmitting mode and charged by adapter
Pre-scan	11	TX mode (2.4G SDR_3MHz) + Charging_Keep the EUT in transmitting mode and charged by adapter
Pre-scan	13	TX mode (2.4G SDR_5MHz) + Charging_Keep the EUT in transmitting mode and charged by adapter
Pre-scan	15	TX mode (2.4G SDR_10MHz) + Charging_Keep the EUT in transmitting mode and charged by adapter
Pre-scan	17	TX mode (2.4G SDR_20MHz) + Charging_Keep the EUT in transmitting mode and charged by adapter
Pre-scan	19	TX mode (2.4G SDR_40MHz) + Charging_Keep the EUT in transmitting mode and charged by adapter

7.1.3 Test Setup Diagram



7.1.4 Measurement Procedure and Data

- 1) The mains terminal disturbance voltage test was conducted in a shielded room.
- 2) The EUT was connected to AC power source through a LISN 1 (Line Impedance Stabilization Network) which provides a 50ohm/50μH + 5ohm linear impedance. The power cables of all other units of the EUT were connected to a second LISN 2, which was bonded to the ground reference plane in the same way as the LISN 1 for the unit being measured. A multiple socket outlet strip was used to connect multiple power cables to a single LISN provided the rating of the LISN was not exceeded.
- 3) The tabletop EUT was placed upon a non-metallic table 0.8m above the ground reference plane. And for floor-standing arrangement, the EUT was placed on the horizontal ground reference plane.
- 4) The test was performed with a vertical ground reference plane. The rear of the EUT shall be 0.4 m from the vertical ground reference plane. The vertical ground reference plane was bonded to the horizontal ground reference plane. The LISN 1 was placed 0.8 m from the boundary of the unit under test and bonded to a ground reference plane for LISNs mounted on top of the ground reference plane. This distance was between the closest points of the LISN 1 and the EUT. All other units of the EUT and associated equipment was at least 0.8 m from the LISN 2.
- 5) In order to find the maximum emission, the relative positions of equipment and all of the interface cables must be changed according to ANSI C63.10 on conducted measurement.

Remark: Level=Read Level+ Cable Loss+ LISN Factor

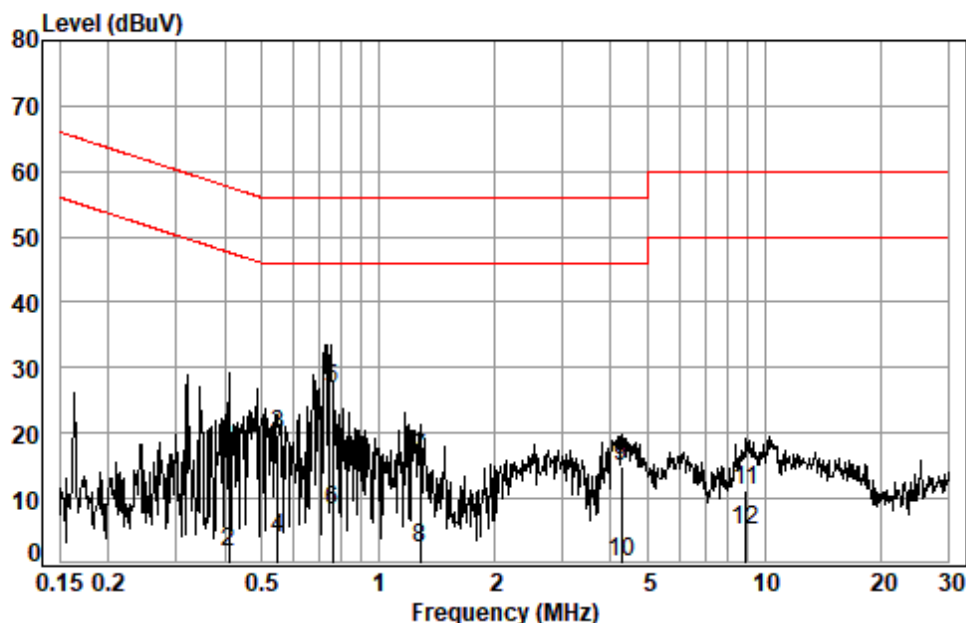
SGS-CSTC Standards Technical Services Co., Ltd. Shenzhen Branch

SZEMC-TRF-01 Rev. A/0 Aug01,2022

Report No.: SZCR230900303005

Page: 15 of 446

Test Mode: 09; Line: Live line



Site : Shielding Room

Condition: Line

Job No. : 03030AT

Test mode: 09

	Freq	Cable Loss	LISN Factor	Read Level	Level	Limit Line	Over Limit	Remark
	MHz	dB	dB	dBuV	dBuV	dBuV	dB	
1	0.4105	0.03	9.62	7.80	17.45	57.64	-40.19	QP
2	0.4105	0.03	9.62	-7.88	1.77	47.64	-45.87	Average
3	0.5493	0.04	9.62	10.01	19.67	56.00	-36.33	QP
4	0.5493	0.04	9.62	-5.85	3.81	46.00	-42.19	Average
5 *	0.7630	0.05	9.62	17.19	26.86	56.00	-29.14	QP
6 *	0.7630	0.05	9.62	-1.47	8.20	46.00	-37.80	Average
7	1.2824	0.06	9.63	6.55	16.24	56.00	-39.76	QP
8	1.2824	0.06	9.63	-7.34	2.35	46.00	-43.65	Average
9	4.2692	0.08	9.66	5.30	15.04	56.00	-40.96	QP
10	4.2692	0.08	9.66	-9.37	0.37	46.00	-45.63	Average
11	8.9637	0.15	9.74	1.31	11.20	60.00	-48.80	QP
12	8.9637	0.15	9.74	-4.66	5.23	50.00	-44.77	Average



SGS-CSTC Standards Technical Services Co., Ltd.
Shenzhen Branch (Shenzhen) Laboratory

Unless otherwise agreed in writing, this document is issued by the Company subject to its General Conditions of Service printed overleaf, available on request or accessible at <https://www.sgs.com/en/Terms-and-Conditions>. Attention is drawn to the limitation of liability, indemnification and jurisdiction issues defined therein. Any holder of this document is advised that information contained hereon reflects the Company's findings at the time of its intervention only and within the limits of Client's instructions, if any. The Company's sole responsibility is to its Client and this document does not exonerate parties to a transaction from exercising all their rights and obligations under the transaction documents. This document cannot be reproduced except in full, without prior written approval of the Company. Any unauthorized alteration, forgery or falsification of the content or appearance of this document is unlawful and offenders may be prosecuted to the fullest extent of the law. Unless otherwise stated the results shown in this test report refer only to the sample(s) tested and such sample(s) are retained for 30 days only.

Attention: To check the authenticity of testing /inspection report & certificate, please contact us at telephone: (86-755) 8307 1443, or email: CN.Doccheck@sgs.com

No.1 Workshop, M-10, Middle Section, Science & Technology Park, Nanshan District, Shenzhen, Guangdong, China 518057 t (86-755) 26012053 f (86-755) 26710594 www.sgs.com.cn
中国·广东·深圳市南山区科技园中区M-10栋1号厂房 邮编: 518057 t (86-755) 26012053 f (86-755) 26710594 sgs.china@sgs.com

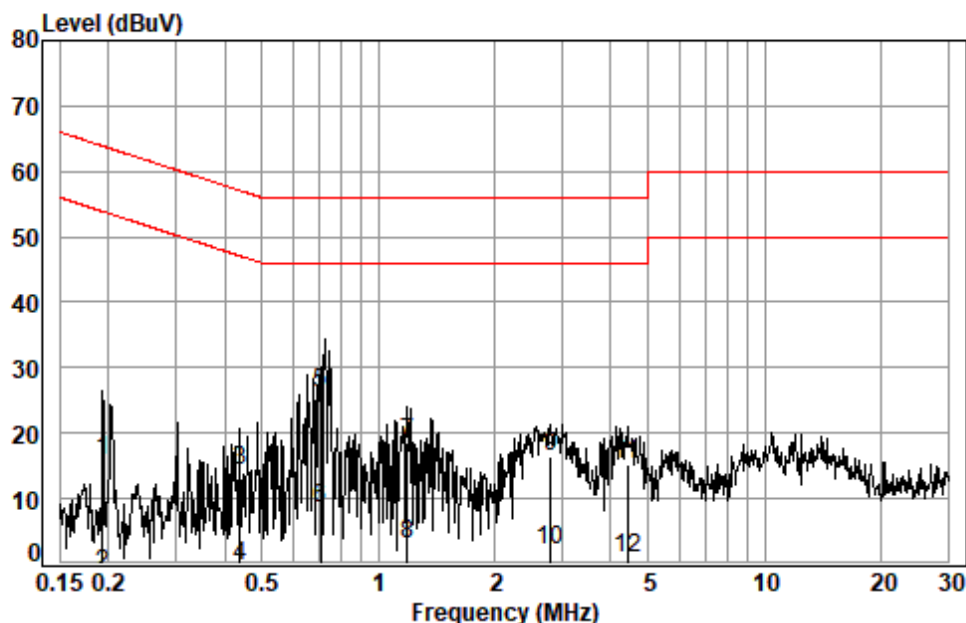
SGS-CSTC Standards Technical Services Co., Ltd. Shenzhen Branch

SZEMC-TRF-01 Rev. A/0 Aug01,2022

Report No.: SZCR230900303005

Page: 16 of 446

Test Mode: 09; Line: Neutral Line



Site : Shielding Room

Condition: Neutral

Job No. : 03030AT

Test mode: 09

	Freq	Cable Loss	LISN Factor	Read Level	Level	Limit Line	Over Limit	Remark
	MHz	dB	dB	dBuV	dBuV	dBuV	dB	
1	0.1934	0.02	9.62	6.30	15.94	63.89	-47.95	QP
2	0.1934	0.02	9.62	-11.03	-1.39	53.89	-55.28	Average
3	0.4374	0.03	9.62	4.65	14.30	57.11	-42.81	QP
4	0.4374	0.03	9.62	-9.88	-0.23	47.11	-47.34	Average
5 *	0.7084	0.05	9.62	16.40	26.07	56.00	-29.93	QP
6 *	0.7084	0.05	9.62	-1.03	8.64	46.00	-37.36	Average
7	1.1907	0.06	9.63	8.97	18.66	56.00	-37.34	QP
8	1.1907	0.06	9.63	-6.74	2.95	46.00	-43.05	Average
9	2.7942	0.07	9.65	6.70	16.42	56.00	-39.58	QP
10	2.7942	0.07	9.65	-7.65	2.07	46.00	-43.93	Average
11	4.4071	0.09	9.67	5.56	15.32	56.00	-40.68	QP
12	4.4071	0.09	9.67	-8.84	0.92	46.00	-45.08	Average



SGS-CSTC Standards Technical Services Co., Ltd.
Shenzhen Branch (Shenzhen) Laboratory

Unless otherwise agreed in writing, this document is issued by the Company subject to its General Conditions of Service printed overleaf, available on request or accessible at <https://www.sgs.com/en/Terms-and-Conditions>. Attention is drawn to the limitation of liability, indemnification and jurisdiction issues defined therein. Any holder of this document is advised that information contained hereon reflects the Company's findings at the time of its intervention only and within the limits of Client's instructions, if any. The Company's sole responsibility is to its Client and this document does not exonerate parties to a transaction from exercising all their rights and obligations under the transaction documents. This document cannot be reproduced except in full, without prior written approval of the Company. Any unauthorized alteration, forgery or falsification of the content or appearance of this document is unlawful and offenders may be prosecuted to the fullest extent of the law. Unless otherwise stated the results shown in this test report refer only to the sample(s) tested and such sample(s) are retained for 30 days only.

Attention: To check the authenticity of testing /inspection report & certificate, please contact us at telephone: (86-755) 8307 1443, or email: CN.Doccheck@sgs.com

No.1 Workshop, M-10, Middle Section, Science & Technology Park, Nanshan District, Shenzhen, Guangdong, China 518057 t (86-755) 26012053 f (86-755) 26710594 www.sgsgroup.com.cn
中国·广东·深圳市南山区科技园中区M-10栋1号厂房 邮编: 518057 t (86-755) 26012053 f (86-755) 26710594 sgs.china@sgs.com

7.2 Conducted Peak Output Power

Test Requirement 47 CFR Part 15, Subpart C 15.247(b)(3)

Test Method: ANSI C63.10 (2013) Section 11.9.1

Limit:

Frequency range(MHz)	Output power of the intentional radiator(watt)
902-928	1 for ≥ 50 hopping channels
	0.25 for $25 \leq$ hopping channels < 50
	1 for digital modulation
2400-2483.5	1 for ≥ 75 non-overlapping hopping channels
	0.125 for all other frequency hopping systems
	1 for digital modulation
5725-5850	1 for frequency hopping systems and digital modulation

7.2.1 E.U.T. Operation

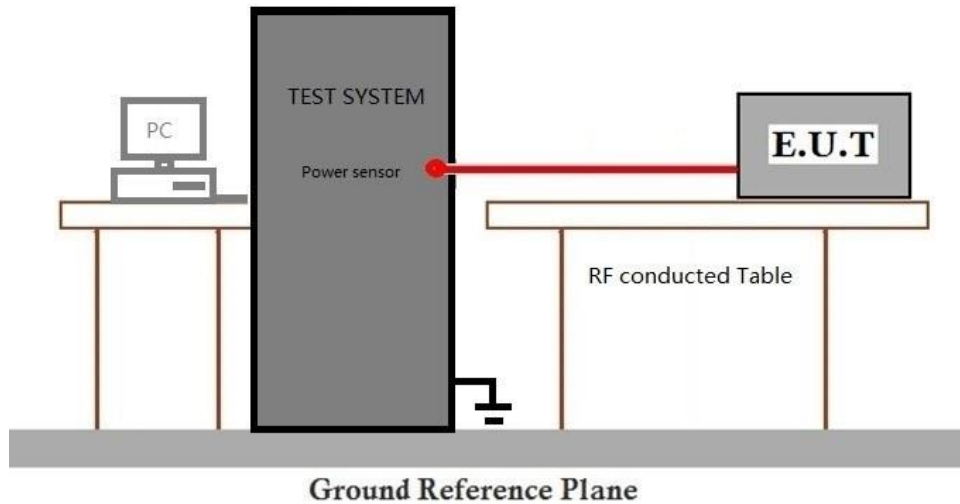
Operating Environment:

Temperature: 24.7 °C Humidity: 42.3 % RH Atmospheric Pressure: 1000 mbar

7.2.2 Test Mode Description

Pre-scan / Final test	Mode Code	Description
Final test	08	TX mode (2.4G SDR_1.4MHz)_Keep the EUT in transmitting mode
Final test	10	TX mode (2.4G SDR_3MHz)_Keep the EUT in transmitting mode
Final test	12	TX mode (2.4G SDR_5MHz)_Keep the EUT in transmitting mode
Final test	14	TX mode (2.4G SDR_10MHz)_Keep the EUT in transmitting mode
Final test	16	TX mode (2.4G SDR_20MHz)_Keep the EUT in transmitting mode
Final test	18	TX mode (2.4G SDR_40MHz)_Keep the EUT in transmitting mode

7.2.3 Test Setup Diagram



7.2.4 Measurement Procedure and Data

Note: Since the verify power the same operating range bandwidth and smaller power can be covered by the higher power.

Please Refer to Appendix for Details



7.3 Minimum 6dB Bandwidth

Test Requirement 47 CFR Part 15, Subpart C 15.247a(2)
Test Method: ANSI C63.10 (2013) Section 11.8.1

Limit:

≥500 kHz

7.3.1 E.U.T. Operation

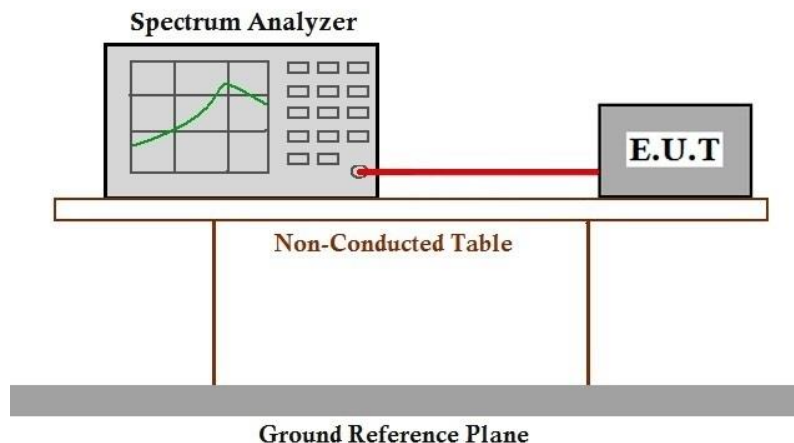
Operating Environment:

Temperature: 24.7 °C Humidity: 42.3 % RH Atmospheric Pressure: 1000 mbar

7.3.2 Test Mode Description

Pre-scan / Final test	Mode Code	Description
Final test	08	TX mode (2.4G SDR_1.4MHz)_Keep the EUT in transmitting mode
Final test	10	TX mode (2.4G SDR_3MHz)_Keep the EUT in transmitting mode
Final test	12	TX mode (2.4G SDR_5MHz)_Keep the EUT in transmitting mode
Final test	14	TX mode (2.4G SDR_10MHz)_Keep the EUT in transmitting mode
Final test	16	TX mode (2.4G SDR_20MHz)_Keep the EUT in transmitting mode
Final test	18	TX mode (2.4G SDR_40MHz)_Keep the EUT in transmitting mode

7.3.3 Test Setup Diagram



7.3.4 Measurement Procedure and Data

Please Refer to Appendix for Details

7.4 Power Spectrum Density

Test Requirement 47 CFR Part 15, Subpart C 15.247(e)

Test Method: ANSI C63.10 (2013) Section 11.10.2

Limit:

≤8dBm in any 3 kHz band during any time interval of continuous transmission

7.4.1 E.U.T. Operation

Operating Environment:

Temperature: 24.7 °C

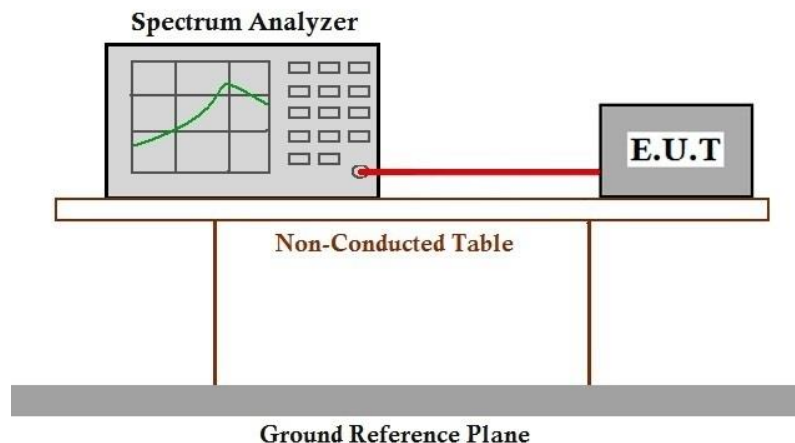
Humidity: 42.3 % RH

Atmospheric Pressure: 1000 mbar

7.4.2 Test Mode Description

Pre-scan / Final test	Mode Code	Description
Final test	08	TX mode (2.4G SDR_1.4MHz)_Keep the EUT in transmitting mode
Final test	10	TX mode (2.4G SDR_3MHz)_Keep the EUT in transmitting mode
Final test	12	TX mode (2.4G SDR_5MHz)_Keep the EUT in transmitting mode
Final test	14	TX mode (2.4G SDR_10MHz)_Keep the EUT in transmitting mode
Final test	16	TX mode (2.4G SDR_20MHz)_Keep the EUT in transmitting mode
Final test	18	TX mode (2.4G SDR_40MHz)_Keep the EUT in transmitting mode

7.4.3 Test Setup Diagram



7.4.4 Measurement Procedure and Data

Please Refer to Appendix for Details

7.5 Conducted Band Edges Measurement

Test Requirement 47 CFR Part 15, Subpart C 15.247(d)

Test Method: ANSI C63.10 (2013) Section 11.13.3.2

Limit:

In any 100 kHz bandwidth outside the frequency band in which the spread spectrum or digitally modulated intentional radiator is operating, the radio frequency power that is produced by the intentional radiator shall be at least 20 dB below that in the 100 kHz bandwidth within the band that contains the highest level of the desired power, based on either an RF conducted or a radiated measurement, provided the transmitter demonstrates compliance with the peak conducted power limits. If the transmitter complies with the conducted power limits based on the use of RMS averaging over a time interval, as permitted under paragraph (b)(3) of this section, the attenuation required under this paragraph shall be 30 dB instead of 20 dB. Attenuation below the general limits specified in §15.209(a) is not required. In addition, radiated emissions which fall in the restricted bands, as defined in §15.205(a), must also comply with the radiated emission limits specified in §15.209(a) (see §15.205(c)).

7.5.1 E.U.T. Operation

Operating Environment:

Temperature: 24.7 °C

Humidity: 42.3 % RH

Atmospheric Pressure: 1000 mbar

7.5.2 Test Mode Description

Pre-scan / Final test	Mode Code	Description
Final test	08	TX mode (2.4G SDR_1.4MHz)_Keep the EUT in transmitting mode
Final test	10	TX mode (2.4G SDR_3MHz)_Keep the EUT in transmitting mode
Final test	12	TX mode (2.4G SDR_5MHz)_Keep the EUT in transmitting mode
Final test	14	TX mode (2.4G SDR_10MHz)_Keep the EUT in transmitting mode
Final test	16	TX mode (2.4G SDR_20MHz)_Keep the EUT in transmitting mode
Final test	18	TX mode (2.4G SDR_40MHz)_Keep the EUT in transmitting mode



7.5.3 Test Setup Diagram



7.5.4 Measurement Procedure and Data

Please Refer to Appendix for Details

SGS-CSTC Standards Technical Services Co., Ltd. Shenzhen Branch

SZEMC-TRF-01 Rev. A/0 Aug01,2022

Report No.: SZCR230900303005

Page: 23 of 446

7.6 Conducted Spurious Emissions

Test Requirement 47 CFR Part 15, Subpart C 15.247(d)

Test Method: ANSI C63.10 (2013) Section 11.11

Limit:

In any 100 kHz bandwidth outside the frequency band in which the spread spectrum or digitally modulated intentional radiator is operating, the radio frequency power that is produced by the intentional radiator shall be at least 20 dB below that in the 100 kHz bandwidth within the band that contains the highest level of the desired power, based on either an RF conducted or a radiated measurement, provided the transmitter demonstrates compliance with the peak conducted power limits. If the transmitter complies with the conducted power limits based on the use of RMS averaging over a time interval, as permitted under paragraph (b)(3) of this section, the attenuation required under this paragraph shall be 30 dB instead of 20 dB. Attenuation below the general limits specified in §15.209(a) is not required. In addition, radiated emissions which fall in the restricted bands, as defined in §15.205(a), must also comply with the radiated emission limits specified in §15.209(a) (see §15.205(c)).

7.6.1 E.U.T. Operation

Operating Environment:

Temperature: 24.7 °C

Humidity: 42.3 % RH

Atmospheric Pressure: 1000 mbar

7.6.2 Test Mode Description

Pre-scan / Final test	Mode Code	Description
Final test	08	TX mode (2.4G SDR_1.4MHz)_Keep the EUT in transmitting mode
Final test	10	TX mode (2.4G SDR_3MHz)_Keep the EUT in transmitting mode
Final test	12	TX mode (2.4G SDR_5MHz)_Keep the EUT in transmitting mode
Final test	14	TX mode (2.4G SDR_10MHz)_Keep the EUT in transmitting mode
Final test	16	TX mode (2.4G SDR_20MHz)_Keep the EUT in transmitting mode
Final test	18	TX mode (2.4G SDR_40MHz)_Keep the EUT in transmitting mode



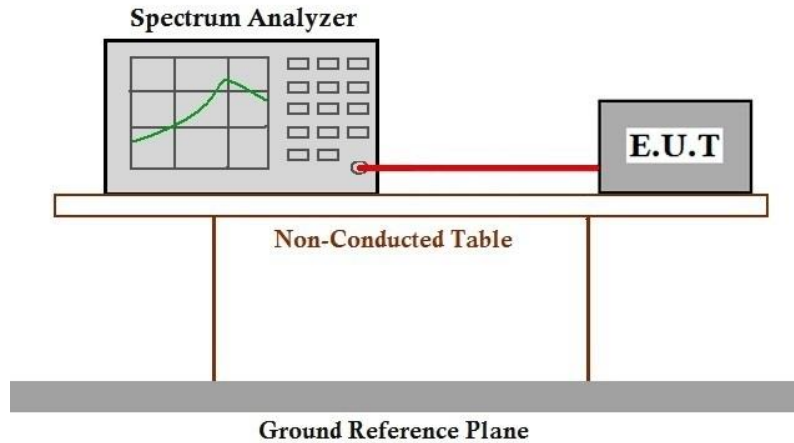
SGS-CSTC Standards Technical Services Co., Ltd.
Shenzhen Branch Testing Service Laboratory

Unless otherwise agreed in writing, this document is issued by the Company subject to its General Conditions of Service printed overleaf, available on request or accessible at <https://www.sgs.com/en/Terms-and-Conditions>. Attention is drawn to the limitation of liability, indemnification and jurisdiction issues defined therein. Any holder of this document is advised that information contained hereon reflects the Company's findings at the time of its intervention only and within the limits of Client's instructions, if any. The Company's sole responsibility is to its Client and this document does not exonerate parties to a transaction from exercising all their rights and obligations under the transaction documents. This document cannot be reproduced except in full, without prior written approval of the Company. Any unauthorized alteration, forgery or falsification of the content or appearance of this document is unlawful and offenders may be prosecuted to the fullest extent of the law. Unless otherwise stated the results shown in this test report refer only to the sample(s) tested and such sample(s) are retained for 30 days only.

Attention: To check the authenticity of testing / inspection report & certificate, please contact us at telephone: (86-755) 8307 1443, or email: CN.Doccheck@sgs.com

No.1 Workshop, M-10, Middle Section, Science & Technology Park, Nanshan District, Shenzhen, Guangdong, China 518057 t (86-755) 26012053 f (86-755) 26710594 www.sgsgroup.com.cn
中国·广东·深圳市南山区科技园中区M-10栋1号厂房 邮编: 518057 t (86-755) 26012053 f (86-755) 26710594 sgs.china@sgs.com

7.6.3 Test Setup Diagram



7.6.4 Measurement Procedure and Data

Please Refer to Appendix for Details

SGS-CSTC Standards Technical Services Co., Ltd. Shenzhen Branch

SZEMC-TRF-01 Rev. A/0 Aug01,2022

Report No.: SZCR230900303005

Page: 25 of 446

7.7 Radiated Emissions which fall in the restricted bands

Test Requirement 47 CFR Part 15, Subpart C 15.205 & 15.209

Test Method: ANSI C63.10 (2013) Section 6.10.5

Measurement Distance: 3m

Limit:

Frequency(MHz)	Field strength(microvolts/meter)	Measurement distance(meters)
0.009-0.490	2400/F(kHz)	300
0.490-1.705	24000/F(kHz)	30
1.705-30.0	30	30
30-88	100	3
88-216	150	3
216-960	200	3
Above 960	500	3

Remark: The emission limits shown in the above table are based on measurements employing a CISPR quasi-peak detector except for the frequency bands 9-90kHz, 110-490kHz and above 1000 MHz. Radiated emission limits in these three bands are based on measurements employing an average detector, the peak field strength of any emission shall not exceed the maximum permitted average limits specified above by more than 20 dB under any condition of modulation.

7.7.1 E.U.T. Operation

Operating Environment:

Temperature: 22.4 °C

Humidity: 51.3 % RH

Atmospheric Pressure: 1000 mbar

7.7.2 Test Mode Description

Pre-scan / Final test	Mode Code	Description
Pre-scan	08	TX mode (2.4G SDR_1.4MHz)_Keep the EUT in transmitting mode
Final test	09	TX mode (2.4G SDR_1.4MHz) + Charging_Keep the EUT in transmitting mode and charged by adapter
Pre-scan	10	TX mode (2.4G SDR_3MHz)_Keep the EUT in transmitting mode
Final test	11	TX mode (2.4G SDR_3MHz) + Charging_Keep the EUT in transmitting mode and charged by adapter
Pre-scan	12	TX mode (2.4G SDR_5MHz)_Keep the EUT in transmitting mode
Final test	13	TX mode (2.4G SDR_5MHz) + Charging_Keep the EUT in transmitting mode and charged by adapter
Pre-scan	14	TX mode (2.4G SDR_10MHz)_Keep the EUT in transmitting mode
Final test	15	TX mode (2.4G SDR_10MHz) + Charging_Keep the EUT in transmitting mode and



Unless otherwise agreed in writing, this document is issued by the Company subject to its General Conditions of Service printed overleaf, available on request or accessible at <https://www.sgs.com/en/Terms-and-Conditions>. Attention is drawn to the limitation of liability, indemnification and jurisdiction issues defined therein. Any holder of this document is advised that information contained hereon reflects the Company's findings at the time of its intervention only and within the limits of Client's instructions, if any. The Company's sole responsibility is to its Client and this document does not exonerate parties to a transaction from exercising all their rights and obligations under the transaction documents. This document cannot be reproduced except in full, without prior written approval of the Company. Any unauthorized alteration, forgery or falsification of the content or appearance of this document is unlawful and offenders may be prosecuted to the fullest extent of the law. Unless otherwise stated the results shown in this test report refer only to the sample(s) tested and such sample(s) are retained for 30 days only.

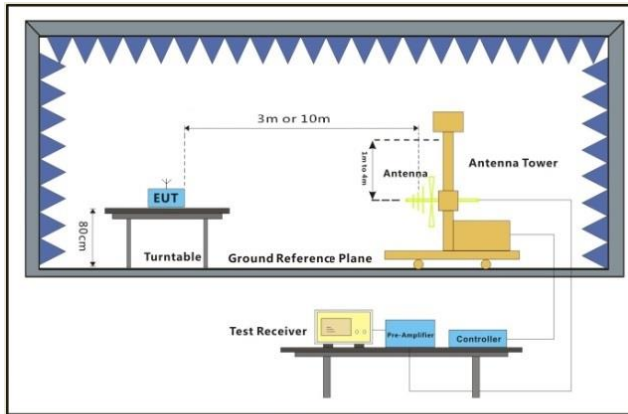
Attention: To check the authenticity of testing /inspection report & certificate, please contact us at telephone: (86-755) 8307 1443, or email: CN.Doccheck@sgs.com

SGS-CSTC Standards Technical Services Co., Ltd.
Shenzhen Branch Testing & Calibration Laboratory

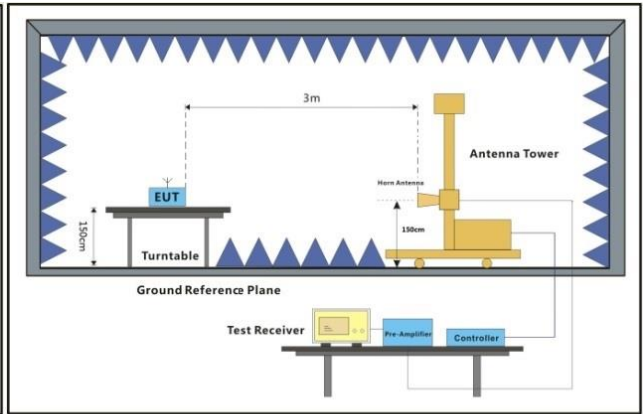
No.1 Workshop, M-10, Middle Section, Science & Technology Park, Nanshan District, Shenzhen, Guangdong, China 518057 t (86-755) 26012053 f (86-755) 26710594 www.sgs.com.cn
中国·广东·深圳市南山区科技园中区M-10栋1号厂房 邮编: 518057 t (86-755) 26012053 f (86-755) 26710594 sgs.china@sgs.com

		charged by adapter
Pre-scan	16	TX mode (2.4G SDR_20MHz)_Keep the EUT in transmitting mode
Final test	17	TX mode (2.4G SDR_20MHz) + Charging_Keep the EUT in transmitting mode and charged by adapter
Pre-scan	18	TX mode (2.4G SDR_40MHz)_Keep the EUT in transmitting mode
Final test	19	TX mode (2.4G SDR_40MHz) + Charging_Keep the EUT in transmitting mode and charged by adapter

7.7.3 Test Setup Diagram



30MHz-1GHz



Above 1GHz



7.7.4 Measurement Procedure and Data

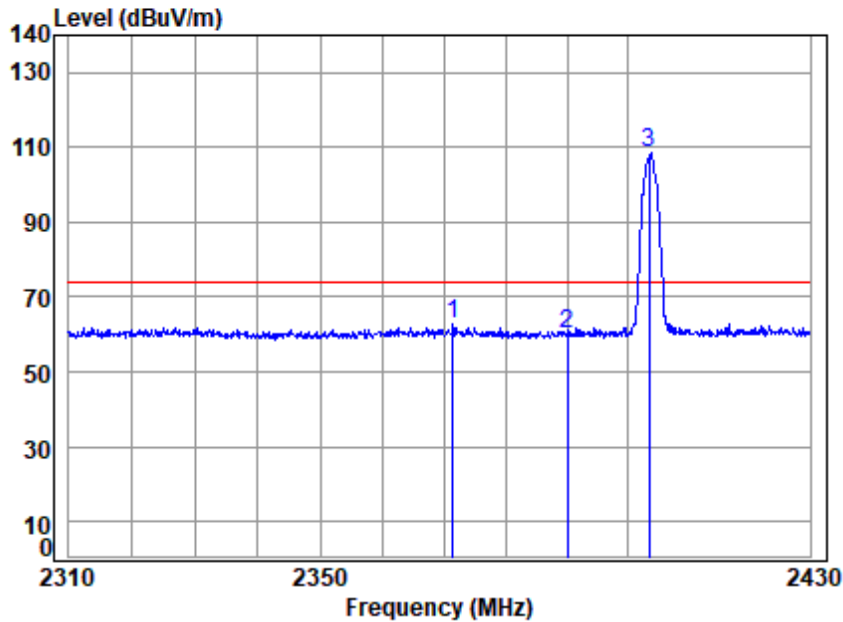
- a. For below 1GHz, the EUT was placed on the top of a rotating table 0.8 meters above the ground at a 3 or 10 meter semi-anechoic chamber. The table was rotated 360 degrees to determine the position of the highest radiation.
- b. For above 1GHz, the EUT was placed on the top of a rotating table 1.5 meters above the ground at a 3 meter fully-anechoic chamber. The table was rotated 360 degrees to determine the position of the highest radiation.
- c. The EUT was set 3 or 10 meters away from the interference-receiving antenna, which was mounted on the top of a variable-height antenna tower.
- d. The antenna height is varied from one meter to four meters above the ground to determine the maximum value of the field strength. Both horizontal and vertical polarizations of the antenna are set to make the measurement.
- e. For each suspected emission, the EUT was arranged to its worst case and then the antenna was tuned to heights from 1 meter to 4 meters (for the test frequency of below 30MHz, the antenna was tuned to heights 1 meter) and the rotatable table was turned from 0 degrees to 360 degrees to find the maximum reading.
- f. The test-receiver system was set to Peak Detect Function and Specified Bandwidth with Maximum Hold Mode.
- g. If the emission level of the EUT in peak mode was 10dB lower than the limit specified, then testing could be stopped and the peak values of the EUT would be reported. Otherwise the emissions that did not have 10dB margin would be re-tested one by one using peak, quasi-peak or average method as specified and then reported in a data sheet.
- h. Test the EUT in the lowest channel, the middle channel, the Highest channel.
- i. The radiation measurements are performed in X, Y, Z axis positioning for Transmitting mode, and found the X axis positioning which it is the worst case.
- j. Repeat above procedures until all frequencies measured was complete.

Remark 1: Level= Read Level+ Cable Loss+ Antenna Factor- Preamp Factor

Remark 2: For frequencies above 1GHz, the field strength limits are based on average limits. However, the peak field strength of any emission shall not exceed the maximum permitted average limits specified above by more than 20 dB under any condition of modulation. For the emissions whose peak level is lower than the average limit, only the peak measurement is shown in the report.



Test Mode: 09; Polarity: Horizontal; Modulation: OFDM; Channel: Low



Site : chamber
Condition: 3m HORIZONTAL
Job No : 03030AT
Mode : 2403.5 Band edge
Note : 2.4G SDR 1.4M

		Cable	Ant	Preamp	Read	Limit	Over	
	Freq	Loss	Factor	Factor	Level	Line	Limit	Remark
	MHz	dB	dB/m	dB	dBuV	dBuV/m	dB	
1	2371.40	5.06	29.10	37.48	66.04	62.72	74.00	-11.28 peak
2	2390.00	5.08	29.10	37.44	63.21	59.95	74.00	-14.05 peak
3	2403.50	5.09	29.09	37.40	112.03	108.81	74.00	34.81 peak



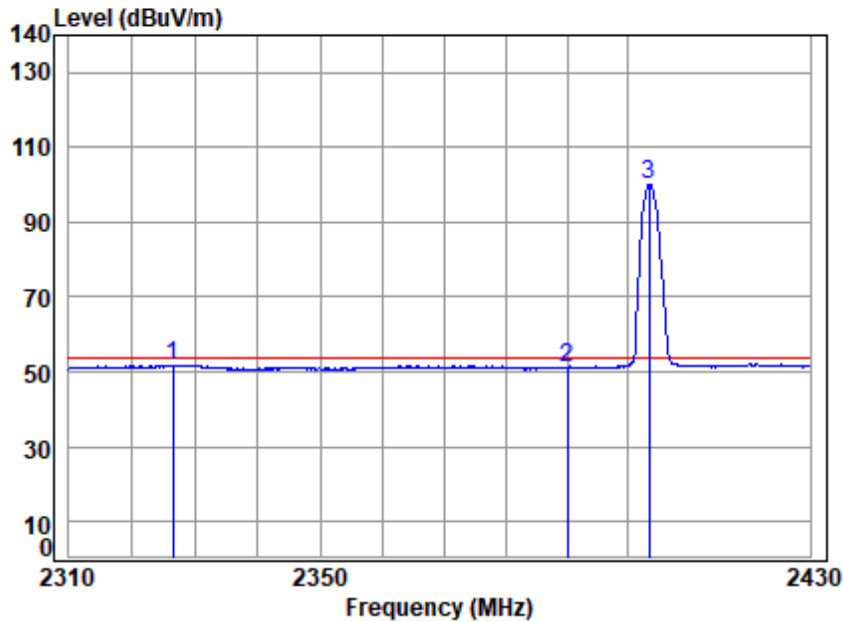
SGS-CSTC Standards Technical Services Co., Ltd. Shenzhen Branch

SZEMC-TRF-01 Rev. A/0 Aug01,2022

Report No.: SZCR230900303005

Page: 29 of 446

Test Mode: 09; Polarity: Horizontal; Modulation: OFDM; Channel: Low



Site : chamber
Condition: 3m HORIZONTAL
Job No : 03030AT
Mode : 2403.5 Band edge
Note : 2.4G SDR 1.4M

		Cable	Ant	Preamp	Read	Limit	Over	
	Freq	Loss	Factor	Factor	Level	Level	Line	Limit Remark
	MHz	dB	dB/m	dB	dBuV	dBuV/m	dBuV/m	dB
1	2326.44	5.02	28.77	37.59	55.44	51.64	54.00	-2.36 Average
2	2390.00	5.08	29.10	37.44	54.36	51.10	54.00	-2.90 Average
3	2403.50	5.09	29.09	37.40	103.54	100.32	54.00	46.32 Average



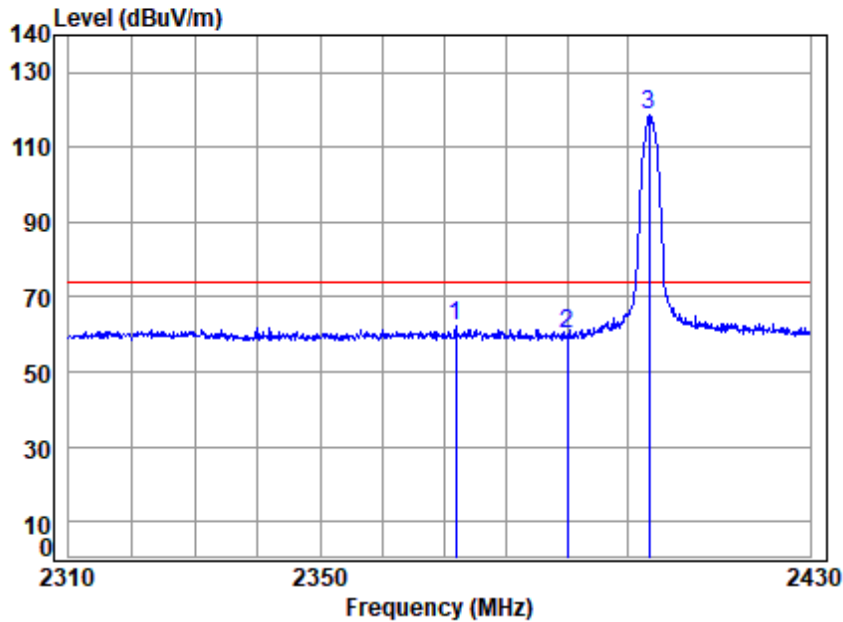
SGS-CSTC Standards Technical Services Co., Ltd.
Shenzhen Branch Testing & Calibration Laboratory

Unless otherwise agreed in writing, this document is issued by the Company subject to its General Conditions of Service printed overleaf, available on request or accessible at <https://www.sgs.com/en/Terms-and-Conditions>. Attention is drawn to the limitation of liability, indemnification and jurisdiction issues defined therein. Any holder of this document is advised that information contained hereon reflects the Company's findings at the time of its intervention only and within the limits of Client's instructions, if any. The Company's sole responsibility is to its Client and this document does not exonerate parties to a transaction from exercising all their rights and obligations under the transaction documents. This document cannot be reproduced except in full, without prior written approval of the Company. Any unauthorized alteration, forgery or falsification of the content or appearance of this document is unlawful and offenders may be prosecuted to the fullest extent of the law. Unless otherwise stated the results shown in this test report refer only to the sample(s) tested and such sample(s) are retained for 30 days only.

Attention: To check the authenticity of testing /inspection report & certificate, please contact us at telephone: (86-755) 8307 1443, or email: CN.Doccheck@sgs.com

No.1 Workshop, M-10, Middle Section, Science & Technology Park, Nanshan District, Shenzhen, Guangdong, China 518057 t (86-755) 26012053 f (86-755) 26710594 www.sgs.com.cn
中国·广东·深圳市南山区科技园中区M-10栋1号厂房 邮编: 518057 t (86-755) 26012053 f (86-755) 26710594 sgs.china@sgs.com

Test Mode: 09; Polarity: Vertical; Modulation: OFDM; Channel: Low

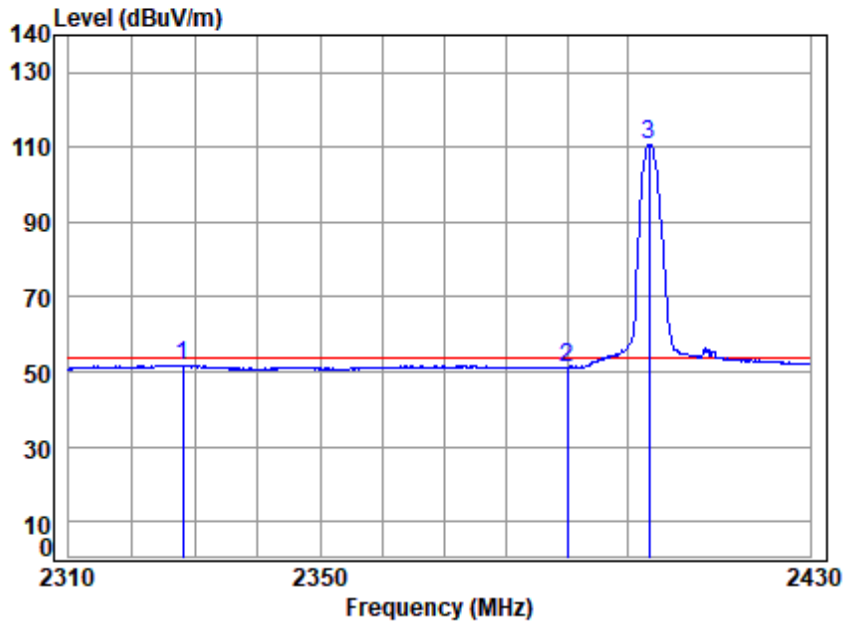


Site : chamber
Condition: 3m VERTICAL
Job No : 03030AT
Mode : 2403.5 Band edge
Note : 2.4G SDR 1.4M

		Cable	Ant	Preamp	Read	Limit	Over	
	Freq	Loss	Factor	Factor	Level	Line	Limit	Remark
	MHz	dB	dB/m	dB	dBuV	dBuV/m	dBuV/m	dB
1	2371.88	5.06	29.10	37.48	65.56	62.24	74.00	-11.76 Peak
2	2390.00	5.08	29.10	37.44	63.31	60.05	74.00	-13.95 Peak
3	2403.50	5.09	29.09	37.40	121.78	118.56	74.00	44.56 Peak



Test Mode: 09; Polarity: Vertical; Modulation: OFDM; Channel: Low

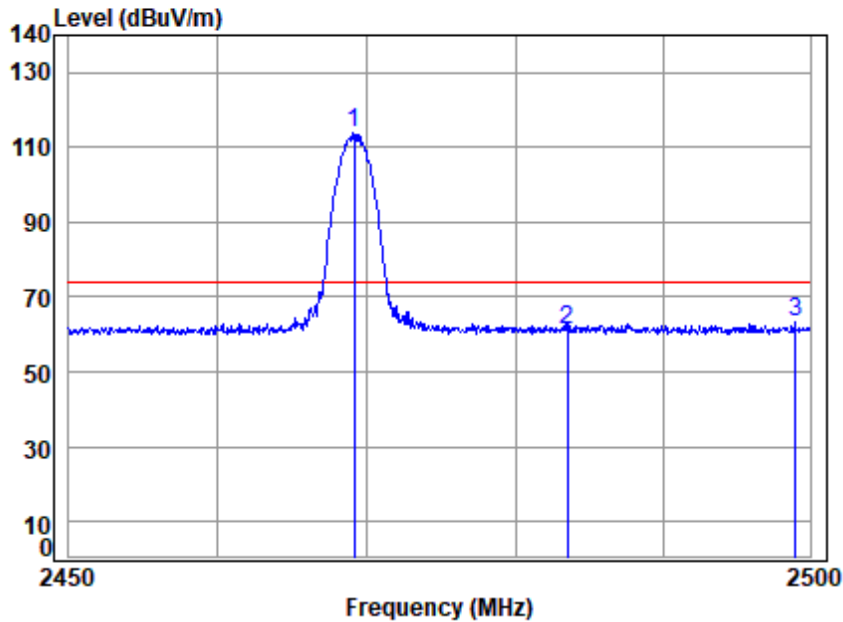


Site : chamber
Condition: 3m VERTICAL
Job No : 03030AT
Mode : 2403.5 Band edge
Note : 2.4G SDR 1.4M

		Cable	Ant	Preamp	Read	Limit	Over	
	Freq	Loss	Factor	Factor	Level	Level	Line	Limit Remark
	MHz	dB	dB/m	dB	dBuV	dBuV/m	dBuV/m	dB
1	2328.09	5.02	28.80	37.58	55.64	51.88	54.00	-2.12 Average
2	2390.00	5.08	29.10	37.44	54.45	51.19	54.00	-2.81 Average
3	2403.50	5.09	29.09	37.40	114.11	110.89	54.00	56.89 Average



Test Mode: 09; Polarity: Horizontal; Modulation: OFDM; Channel: High



Site : chamber

Condition: 3m HORIZONTAL

Job No : 03030AT

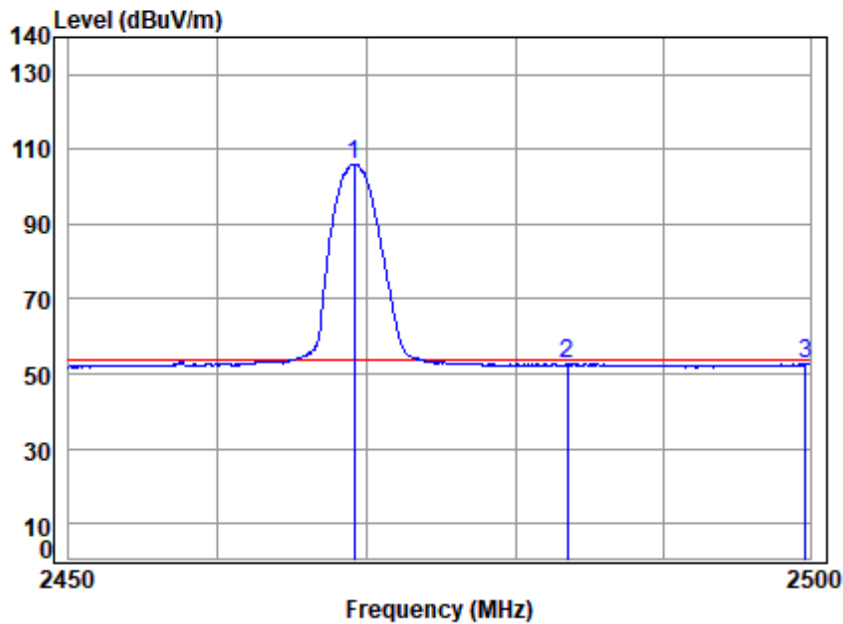
Mode : 2469.12 Band edge

Note : 2.4G SDR 1.4M

		Cable	Ant	Preamp	Read	Limit	Over	
	Freq	Loss	Factor	Factor	Level	Level	Line	Limit Remark
	MHz	dB	dB/m	dB	dBuV	dBuV/m	dBuV/m	dB
1	2469.12	5.15	28.90	37.25	116.90	113.70	74.00	39.70 peak
2	2483.50	5.16	28.90	37.22	64.43	61.27	74.00	-12.73 peak
3	2498.99	5.17	28.90	37.18	66.30	63.19	74.00	-10.81 peak



Test Mode: 09; Polarity: Horizontal; Modulation: OFDM; Channel: High



Site : chamber

Condition: 3m HORIZONTAL

Job No : 03030AT

Mode : 2469.12 Band edge

Note : 2.4G SDR 1.4M

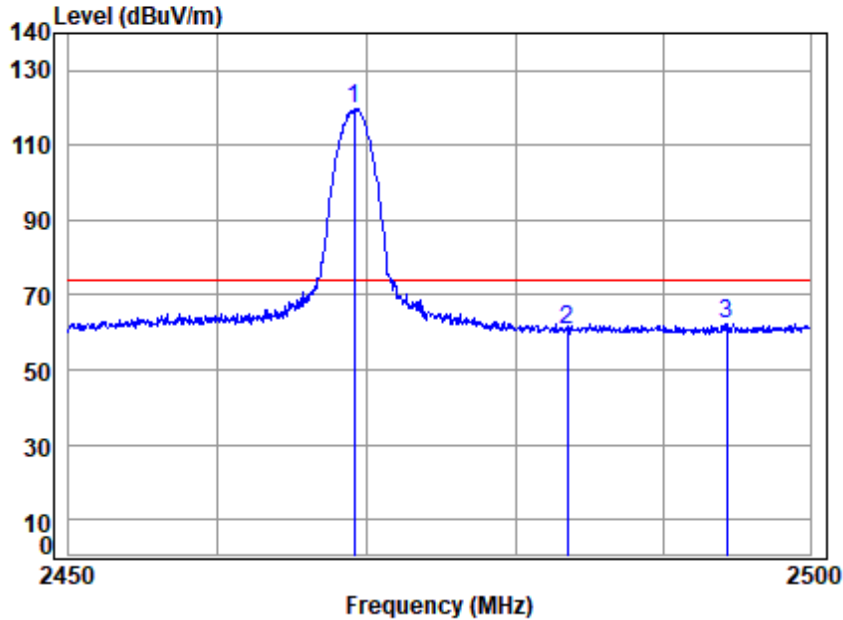
		Cable	Ant	Preamp	Read	Limit	Over	
	Freq	Loss	Factor	Factor	Level	Level	Line	Limit Remark
	MHz	dB	dB/m	dB	dBuV	dBuV/m	dBuV/m	dB
1	2469.12	5.15	28.90	37.25	109.39	106.19	54.00	52.19 Average
2	2483.50	5.16	28.90	37.22	55.76	52.60	54.00	-1.40 Average
3	2499.70	5.18	28.90	37.18	55.89	52.79	54.00	-1.21 Average



Unless otherwise agreed in writing, this document is issued by the Company subject to its General Conditions of Service printed overleaf, available on request or accessible at <https://www.sgs.com/en/Terms-and-Conditions>. Attention is drawn to the limitation of liability, indemnification and jurisdiction issues defined therein. Any holder of this document is advised that information contained hereon reflects the Company's findings at the time of its intervention only and within the limits of Client's instructions, if any. The Company's sole responsibility is to its Client and this document does not exonerate parties to a transaction from exercising all their rights and obligations under the transaction documents. This document cannot be reproduced except in full, without prior written approval of the Company. Any unauthorized alteration, forgery or falsification of the content or appearance of this document is unlawful and offenders may be prosecuted to the fullest extent of the law. Unless otherwise stated the results shown in this test report refer only to the sample(s) tested and such sample(s) are retained for 30 days only.

Attention: To check the authenticity of testing /inspection report & certificate, please contact us at telephone: (86-755) 8307 1443, or email: CN.Doccheck@sgs.com

Test Mode: 09; Polarity: Vertical; Modulation: OFDM; Channel: High

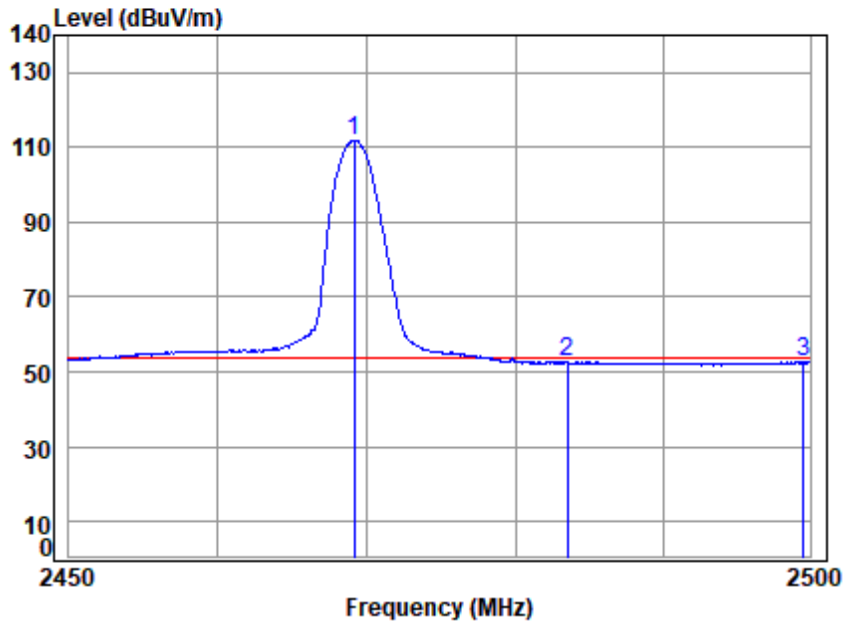


Site : chamber
Condition: 3m VERTICAL
Job No : 03030AT
Mode : 2469.12 Band edge
Note : 2.4G SDR 1.4M

		Cable	Ant	Preamp	Read	Limit	Over	
	Freq	Loss	Factor	Factor	Level	Line	Limit	Remark
	MHz	dB	dB/m	dB	dBuV	dBuV/m	dBuV/m	dB
1	2469.12	5.15	28.90	37.25	123.14	119.94	74.00	45.94 Peak
2	2483.50	5.16	28.90	37.22	64.09	60.93	74.00	-13.07 Peak
3	2494.30	5.17	28.90	37.19	65.54	62.42	74.00	-11.58 Peak



Test Mode: 09; Polarity: Vertical; Modulation: OFDM; Channel: High



Site : chamber
Condition: 3m VERTICAL
Job No : 03030AT
Mode : 2469.12 Band edge
Note : 2.4G SDR 1.4M

		Cable	Ant	Preamp	Read	Limit	Over	
	Freq	Loss	Factor	Factor	Level	Level	Line	Limit Remark
	MHz	dB	dB/m	dB	dBuV	dBuV/m	dBuV/m	dB
1	2469.12	5.15	28.90	37.25	115.10	111.90	54.00	57.90 Average
2	2483.50	5.16	28.90	37.22	55.67	52.51	54.00	-1.49 Average
3	2499.55	5.17	28.90	37.18	55.82	52.71	54.00	-1.29 Average



Unless otherwise agreed in writing, this document is issued by the Company subject to its General Conditions of Service printed overleaf, available on request or accessible at <https://www.sgs.com/en/Terms-and-Conditions>. Attention is drawn to the limitation of liability, indemnification and jurisdiction issues defined therein. Any holder of this document is advised that information contained hereon reflects the Company's findings at the time of its intervention only and within the limits of Client's instructions, if any. The Company's sole responsibility is to its Client and this document does not exonerate parties to a transaction from exercising all their rights and obligations under the transaction documents. This document cannot be reproduced except in full, without prior written approval of the Company. Any unauthorized alteration, forgery or falsification of the content or appearance of this document is unlawful and offenders may be prosecuted to the fullest extent of the law. Unless otherwise stated the results shown in this test report refer only to the sample(s) tested and such sample(s) are retained for 30 days only.

Attention: To check the authenticity of testing /inspection report & certificate, please contact us at telephone: (86-755) 8307 1443, or email: CN.Doccheck@sgs.com

SGS-CSTC Standards Technical Services Co., Ltd.
Shenzhen Branch Testing & Calibration Laboratory

No.1 Workshop, M-10, Middle Section, Science & Technology Park, Nanshan District, Shenzhen, Guangdong, China 518057 t (86-755) 26012053 f (86-755) 26710594 www.sgs.com.cn
中国·广东·深圳市南山区科技园中区M-10栋1号厂房 邮编: 518057 t (86-755) 26012053 f (86-755) 26710594 sgs.china@sgs.com

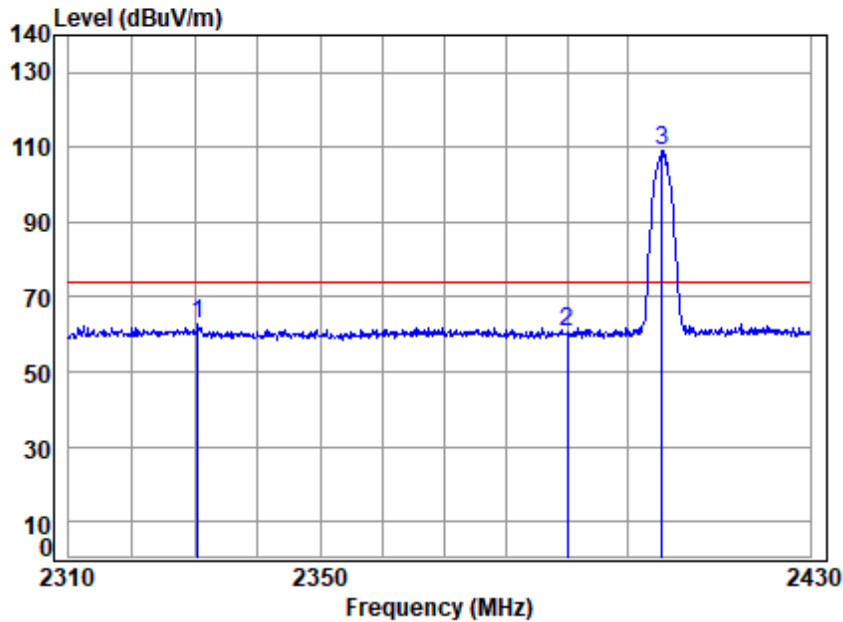
SGS-CSTC Standards Technical Services Co., Ltd. Shenzhen Branch

SZEMC-TRF-01 Rev. A/0 Aug01,2022

Report No.: SZCR230900303005

Page: 36 of 446

Test Mode: 11; Polarity: Horizontal; Modulation: OFDM; Channel: Low



Site : chamber
Condition: 3m HORIZONTAL
Job No : 03030AT
Mode : 2405.5 Band edge
Note : 2.4G SDR 3M

		Cable	Ant	Preamp	Read	Limit	Over	
	Freq	Loss	Factor	Factor	Level	Line	Limit	Remark
	MHz	dB	dB/m	dB	dBuV	dBuV/m	dB	
1	2330.45	5.02	28.83	37.58	66.38	62.65	74.00	-11.35 peak
2	2390.00	5.08	29.10	37.44	63.70	60.44	74.00	-13.56 peak
3	2405.50	5.09	29.08	37.40	112.46	109.23	74.00	35.23 Peak



SGS-CSTC Standards Technical Services Co., Ltd.
Shenzhen Branch

Unless otherwise agreed in writing, this document is issued by the Company subject to its General Conditions of Service printed overleaf, available on request or accessible at <https://www.sgs.com/en/Terms-and-Conditions>. Attention is drawn to the limitation of liability, indemnification and jurisdiction issues defined therein. Any holder of this document is advised that information contained hereon reflects the Company's findings at the time of its intervention only and within the limits of Client's instructions, if any. The Company's sole responsibility is to its Client and this document does not exonerate parties to a transaction from exercising all their rights and obligations under the transaction documents. This document cannot be reproduced except in full, without prior written approval of the Company. Any unauthorized alteration, forgery or falsification of the content or appearance of this document is unlawful and offenders may be prosecuted to the fullest extent of the law. Unless otherwise stated the results shown in this test report refer only to the sample(s) tested and such sample(s) are retained for 30 days only.

Attention: To check the authenticity of testing /inspection report & certificate, please contact us at telephone: (86-755) 8307 1443, or email: CN.Doccheck@sgs.com

No.1 Workshop, M-10, Middle Section, Science & Technology Park, Nanshan District, Shenzhen, Guangdong, China 518057 t (86-755) 26012053 f (86-755) 26710594 www.sgsgroup.com.cn
中国·广东·深圳市南山区科技园中区M-10栋1号厂房 邮编: 518057 t (86-755) 26012053 f (86-755) 26710594 sgs.china@sgs.com

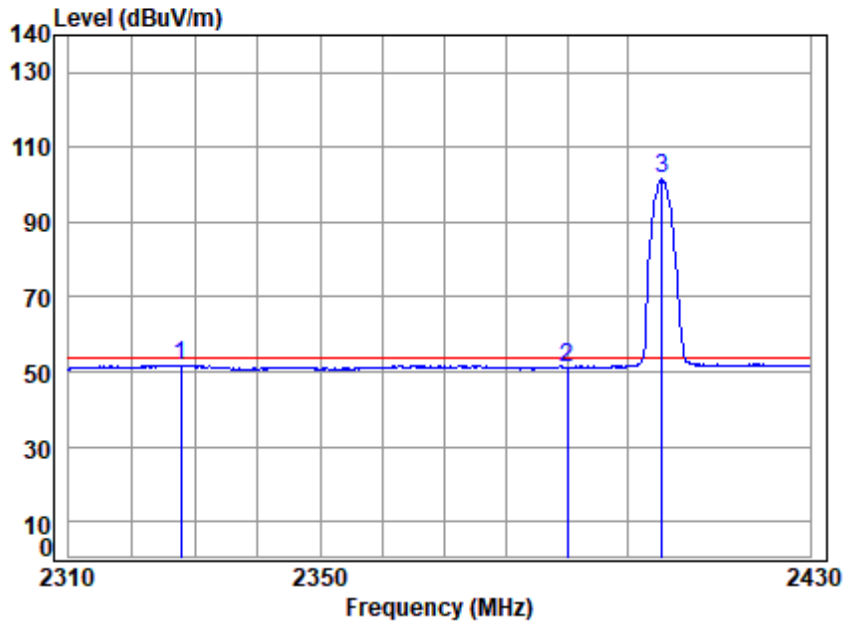
SGS-CSTC Standards Technical Services Co., Ltd. Shenzhen Branch

SZEMC-TRF-01 Rev. A/0 Aug01,2022

Report No.: SZCR230900303005

Page: 37 of 446

Test Mode: 11; Polarity: Horizontal; Modulation: OFDM; Channel: Low



Site : chamber
Condition: 3m HORIZONTAL
Job No : 03030AT
Mode : 2405.5 Band edge
Note : 2.4G SDR 3M

		Cable	Ant	Preamp	Read	Limit	Over	
	Freq	Loss	Factor	Factor	Level	Line	Limit	Remark
	MHz	dB	dB/m	dB	dBuV	dBuV/m	dB	
1	2327.73	5.02	28.79	37.59	55.48	51.70	54.00	-2.30 Average
2	2390.00	5.08	29.10	37.44	54.46	51.20	54.00	-2.80 Average
3	2405.50	5.09	29.08	37.40	104.64	101.41	54.00	47.41 Average



SGS-CSTC Standards Technical Services Co., Ltd.
Shenzhen Branch Testing & Calibration Laboratory

Unless otherwise agreed in writing, this document is issued by the Company subject to its General Conditions of Service printed overleaf, available on request or accessible at <https://www.sgs.com/en/Terms-and-Conditions>. Attention is drawn to the limitation of liability, indemnification and jurisdiction issues defined therein. Any holder of this document is advised that information contained hereon reflects the Company's findings at the time of its intervention only and within the limits of Client's instructions, if any. The Company's sole responsibility is to its Client and this document does not exonerate parties to a transaction from exercising all their rights and obligations under the transaction documents. This document cannot be reproduced except in full, without prior written approval of the Company. Any unauthorized alteration, forgery or falsification of the content or appearance of this document is unlawful and offenders may be prosecuted to the fullest extent of the law. Unless otherwise stated the results shown in this test report refer only to the sample(s) tested and such sample(s) are retained for 30 days only.

Attention: To check the authenticity of testing /inspection report & certificate, please contact us at telephone: (86-755) 8307 1443, or email: CN.Doccheck@sgs.com

No.1 Workshop, M-10, Middle Section, Science & Technology Park, Nanshan District, Shenzhen, Guangdong, China 518057 t (86-755) 26012053 f (86-755) 26710594 www.sgs.com.cn
中国·广东·深圳市南山区科技园中区M-10栋1号厂房 邮编: 518057 t (86-755) 26012053 f (86-755) 26710594 sgs.china@sgs.com

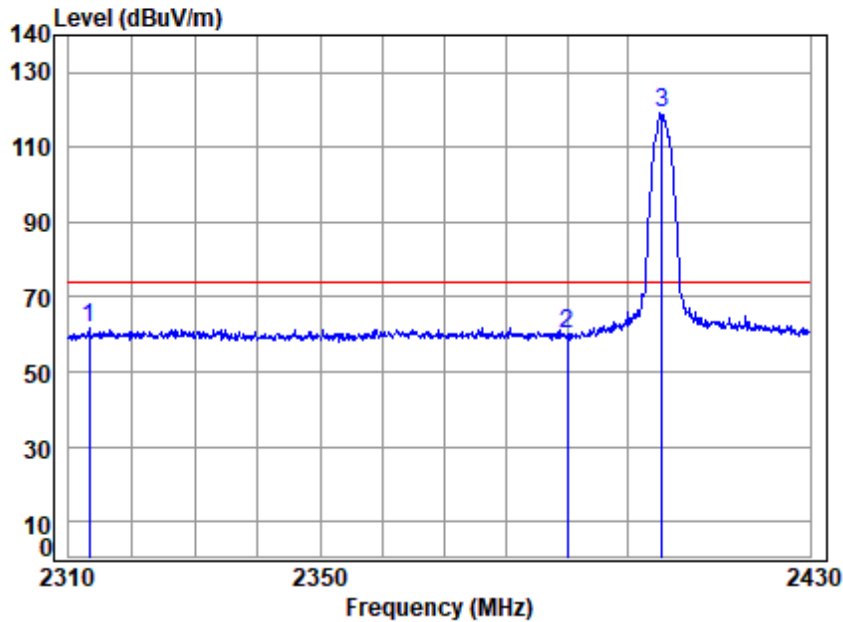
SGS-CSTC Standards Technical Services Co., Ltd. Shenzhen Branch

SZEMC-TRF-01 Rev. A/0 Aug01,2022

Report No.: SZCR230900303005

Page: 38 of 446

Test Mode: 11; Polarity: Vertical; Modulation: OFDM; Channel: Low



Site : chamber
Condition: 3m VERTICAL
Job No : 03030AT
Mode : 2405.5 Band edge
Note : 2.4G SDR 3M

		Cable	Ant	Preamp	Read	Limit	Over	
	Freq	Loss	Factor	Factor	Level	Line	Limit	Remark
	MHz	dB	dB/m	dB	dBuV	dBuV/m	dB	
1	2313.28	5.00	28.59	37.62	65.76	61.73	74.00	-12.27 Peak
2	2390.00	5.08	29.10	37.44	63.26	60.00	74.00	-14.00 Peak
3	2405.50	5.09	29.08	37.40	122.29	119.06	74.00	45.06 Peak



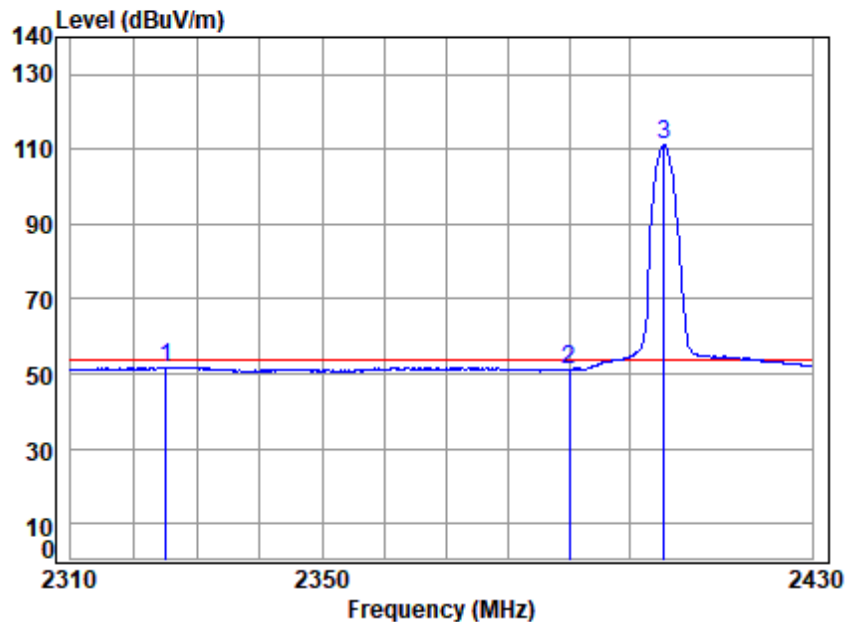
SGS-CSTC Standards Technical Services Co., Ltd.
Shenzhen Branch

Unless otherwise agreed in writing, this document is issued by the Company subject to its General Conditions of Service printed overleaf, available on request or accessible at <https://www.sgs.com/en/Terms-and-Conditions>. Attention is drawn to the limitation of liability, indemnification and jurisdiction issues defined therein. Any holder of this document is advised that information contained hereon reflects the Company's findings at the time of its intervention only and within the limits of Client's instructions, if any. The Company's sole responsibility is to its Client and this document does not exonerate parties to a transaction from exercising all their rights and obligations under the transaction documents. This document cannot be reproduced except in full, without prior written approval of the Company. Any unauthorized alteration, forgery or falsification of the content or appearance of this document is unlawful and offenders may be prosecuted to the fullest extent of the law. Unless otherwise stated the results shown in this test report refer only to the sample(s) tested and such sample(s) are retained for 30 days only.

Attention: To check the authenticity of testing /inspection report & certificate, please contact us at telephone: (86-755) 8307 1443, or email: CN.Doccheck@sgs.com

No.1 Workshop, M-10, Middle Section, Science & Technology Park, Nanshan District, Shenzhen, Guangdong, China 518057 t (86-755) 26012053 f (86-755) 26710594 www.sgs.com.cn
中国·广东·深圳市南山区科技园中区M-10栋1号厂房 邮编: 518057 t (86-755) 26012053 f (86-755) 26710594 sgs.china@sgs.com

Test Mode: 11; Polarity: Vertical; Modulation: OFDM; Channel: Low

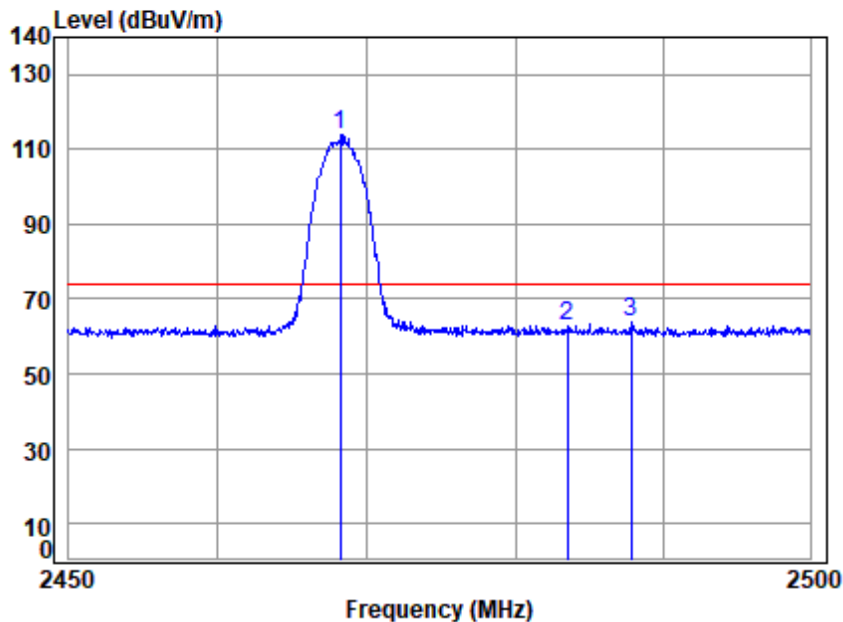


Site : chamber
Condition: 3m VERTICAL
Job No : 03030AT
Mode : 2405.5 Band edge
Note : 2.4G SDR 3M

		Cable	Ant	Preamp	Read	Limit	Over	
	Freq	Loss	Factor	Factor	Level	Line	Limit	Remark
	MHz	dB	dB/m	dB	dBuV	dBuV/m	dB	
1	2325.14	5.01	28.75	37.59	55.55	51.72	54.00	-2.28 Average
2	2390.00	5.08	29.10	37.44	54.46	51.20	54.00	-2.80 Average
3	2405.50	5.09	29.08	37.40	114.50	111.27	54.00	57.27 Average



Test Mode: 11; Polarity: Horizontal; Modulation: OFDM; Channel: High



Site : chamber

Condition: 3m HORIZONTAL

Job No : 03030AT

Mode : 2468.2 Band edge

Note : 2.4G SDR 3M

		Cable	Ant	Preamp	Read	Limit	Over	
	Freq	Loss	Factor	Factor	Level	Level	Line	Limit Remark
	MHz	dB	dB/m	dB	dBuV	dBuV/m	dBuV/m	dB
1	2468.20	5.15	28.90	37.25	117.26	114.06	74.00	40.06 peak
2	2483.50	5.16	28.90	37.22	65.89	62.73	74.00	-11.27 peak
3	2487.81	5.16	28.90	37.21	66.81	63.66	74.00	-10.34 peak



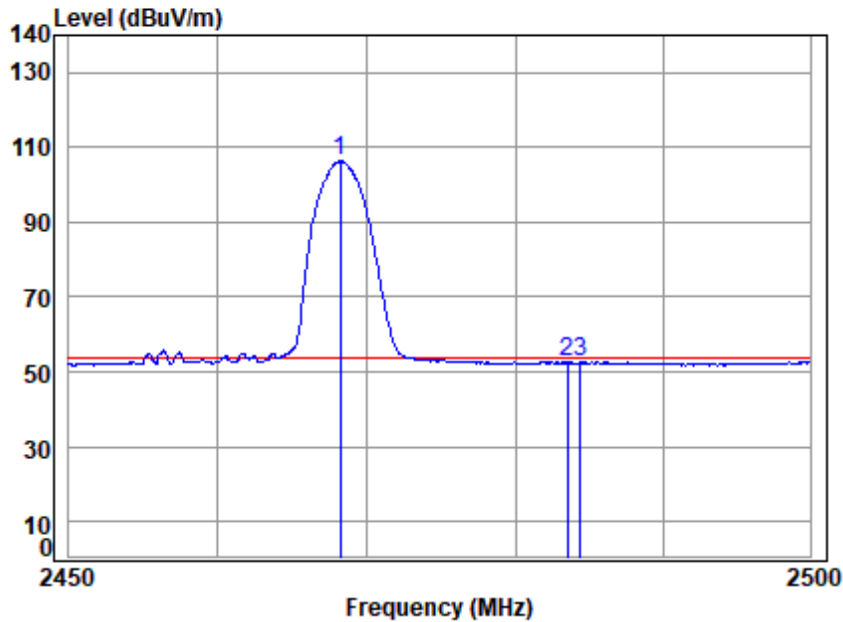
Unless otherwise agreed in writing, this document is issued by the Company subject to its General Conditions of Service printed overleaf, available on request or accessible at <https://www.sgs.com/en/Terms-and-Conditions>. Attention is drawn to the limitation of liability, indemnification and jurisdiction issues defined therein. Any holder of this document is advised that information contained hereon reflects the Company's findings at the time of its intervention only and within the limits of Client's instructions, if any. The Company's sole responsibility is to its Client and this document does not exonerate parties to a transaction from exercising all their rights and obligations under the transaction documents. This document cannot be reproduced except in full, without prior written approval of the Company. Any unauthorized alteration, forgery or falsification of the content or appearance of this document is unlawful and offenders may be prosecuted to the fullest extent of the law. Unless otherwise stated the results shown in this test report refer only to the sample(s) tested and such sample(s) are retained for 30 days only.

Attention: To check the authenticity of testing /inspection report & certificate, please contact us at telephone: (86-755) 8307 1443, or email: CN.Doccheck@sgs.com

SGS-CSTC Standards Technical Services Co., Ltd.
Shenzhen Branch Testing & Calibration Laboratory

No.1 Workshop, M-10, Middle Section, Science & Technology Park, Nanshan District, Shenzhen, Guangdong, China 518057 t (86-755) 26012053 f (86-755) 26710594 www.sgs.com.cn
中国·广东·深圳市南山区科技园中区M-10栋1号厂房 邮编: 518057 t (86-755) 26012053 f (86-755) 26710594 sgs.china@sgs.com

Test Mode: 11; Polarity: Horizontal; Modulation: OFDM; Channel: High



Site : chamber

Condition: 3m HORIZONTAL

Job No : 03030AT

Mode : 2468.2 Band edge

Note : 2.4G SDR 3M

		Cable	Ant	Preamp	Read	Limit	Over	
	Freq	Loss	Factor	Factor	Level	Level	Line	Limit Remark
	MHz	dB	dB/m	dB	dBuV	dBuV/m	dBuV/m	dB
1	2468.20	5.15	28.90	37.25	109.62	106.42	54.00	52.42 Average
2	2483.50	5.16	28.90	37.22	55.64	52.48	54.00	-1.52 Average
3	2484.39	5.16	28.90	37.21	55.76	52.61	54.00	-1.39 Average



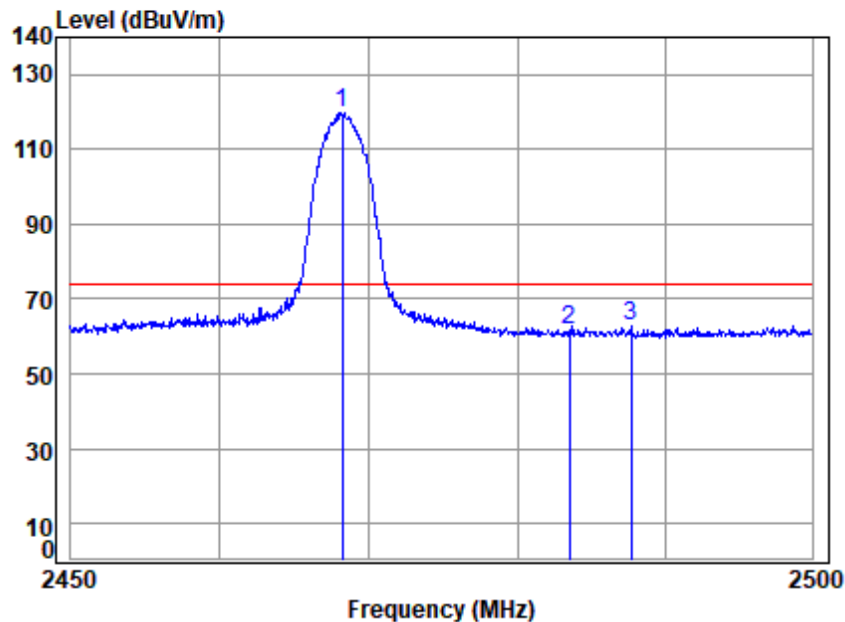
Unless otherwise agreed in writing, this document is issued by the Company subject to its General Conditions of Service printed overleaf, available on request or accessible at <https://www.sgs.com/en/Terms-and-Conditions>. Attention is drawn to the limitation of liability, indemnification and jurisdiction issues defined therein. Any holder of this document is advised that information contained hereon reflects the Company's findings at the time of its intervention only and within the limits of Client's instructions, if any. The Company's sole responsibility is to its Client and this document does not exonerate parties to a transaction from exercising all their rights and obligations under the transaction documents. This document cannot be reproduced except in full, without prior written approval of the Company. Any unauthorized alteration, forgery or falsification of the content or appearance of this document is unlawful and offenders may be prosecuted to the fullest extent of the law. Unless otherwise stated the results shown in this test report refer only to the sample(s) tested and such sample(s) are retained for 30 days only.

Attention: To check the authenticity of testing /inspection report & certificate, please contact us at telephone: (86-755) 8307 1443, or email: CN.Doccheck@sgs.com

SGS-CSTC Standards Technical Services Co., Ltd.
Shenzhen Branch Testing & Calibration Laboratory

No.1 Workshop, M-10, Middle Section, Science & Technology Park, Nanshan District, Shenzhen, Guangdong, China 518057 t (86-755) 26012053 f (86-755) 26710594 www.sgs.com.cn
中国·广东·深圳市南山区科技园中区M-10栋1号厂房 邮编: 518057 t (86-755) 26012053 f (86-755) 26710594 sgs.china@sgs.com

Test Mode: 11; Polarity: Vertical; Modulation: OFDM; Channel: High



Site : chamber

Condition: 3m VERTICAL

Job No : 03030AT

Mode : 2468.2 Band edge

Note : 2.4G SDR 3M

		Cable	Ant	Preamp	Read	Limit	Over	
	Freq	Loss	Factor	Factor	Level	Level	Line	Limit Remark
	MHz	dB	dB/m	dB	dBuV	dBuV/m	dBuV/m	dB
1	2468.20	5.15	28.90	37.25	123.14	119.94	74.00	45.94 Peak
2	2483.50	5.16	28.90	37.22	64.78	61.62	74.00	-12.38 Peak
3	2487.71	5.16	28.90	37.21	66.20	63.05	74.00	-10.95 Peak



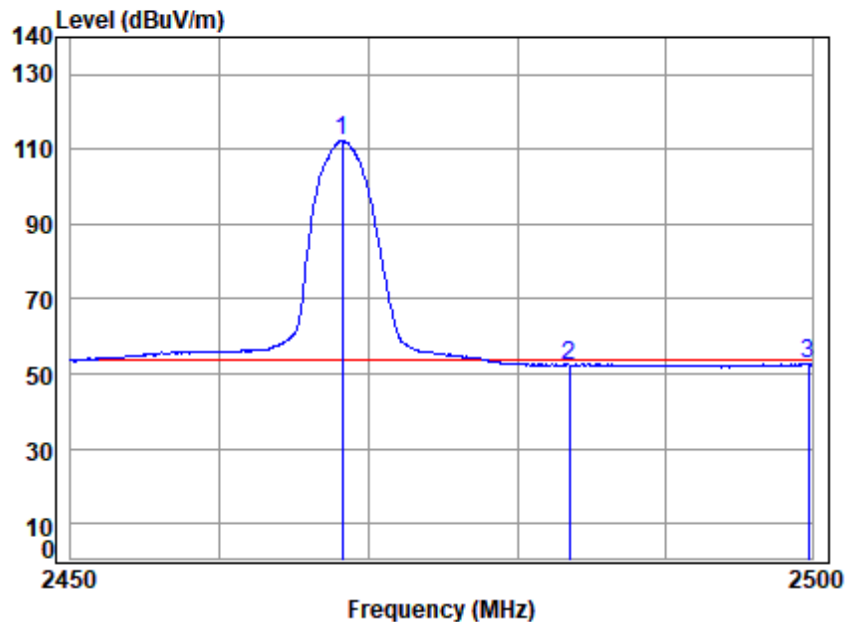
Unless otherwise agreed in writing, this document is issued by the Company subject to its General Conditions of Service printed overleaf, available on request or accessible at <https://www.sgs.com/en/Terms-and-Conditions>. Attention is drawn to the limitation of liability, indemnification and jurisdiction issues defined therein. Any holder of this document is advised that information contained hereon reflects the Company's findings at the time of its intervention only and within the limits of Client's instructions, if any. The Company's sole responsibility is to its Client and this document does not exonerate parties to a transaction from exercising all their rights and obligations under the transaction documents. This document cannot be reproduced except in full, without prior written approval of the Company. Any unauthorized alteration, forgery or falsification of the content or appearance of this document is unlawful and offenders may be prosecuted to the fullest extent of the law. Unless otherwise stated the results shown in this test report refer only to the sample(s) tested and such sample(s) are retained for 30 days only.

Attention: To check the authenticity of testing /inspection report & certificate, please contact us at telephone: (86-755) 8307 1443, or email: CN.Doccheck@sgs.com

SGS-CSTC Standards Technical Services Co., Ltd.
Shenzhen Branch Testing & Calibration Laboratory

No.1 Workshop, M-10, Middle Section, Science & Technology Park, Nanshan District, Shenzhen, Guangdong, China 518057 t (86-755) 26012053 f (86-755) 26710594 www.sgs.com.cn
中国·广东·深圳市南山区科技园中区M-10栋1号厂房 邮编: 518057 t (86-755) 26012053 f (86-755) 26710594 sgs.china@sgs.com

Test Mode: 11; Polarity: Vertical; Modulation: OFDM; Channel: High



Site : chamber

Condition: 3m VERTICAL

Job No : 03030AT

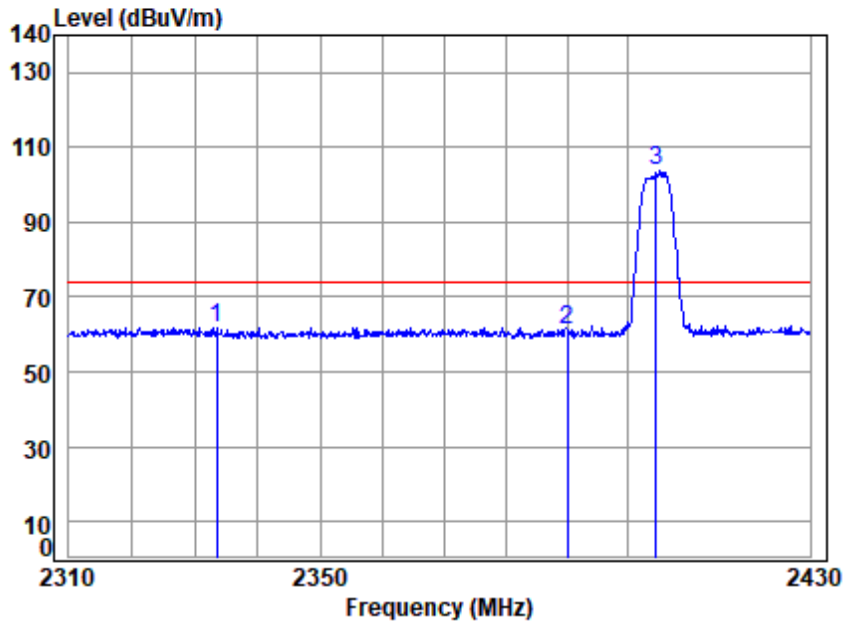
Mode : 2468.2 Band edge

Note : 2.4G SDR 3M

		Cable	Ant	Preamp	Read	Limit	Over	
	Freq	Loss	Factor	Factor	Level	Line	Limit	Remark
	MHz	dB	dB/m	dB	dBuV	dBuV/m	dBuV/m	dB
1	2468.20	5.15	28.90	37.25	115.47	112.27	54.00	58.27 Average
2	2483.50	5.16	28.90	37.22	55.55	52.39	54.00	-1.61 Average
3	2499.75	5.18	28.90	37.18	55.72	52.62	54.00	-1.38 Average



Test Mode: 13; Polarity: Horizontal; Modulation: OFDM; Channel: Low



Site : chamber

Condition: 3m HORIZONTAL

Job No : 03030AT

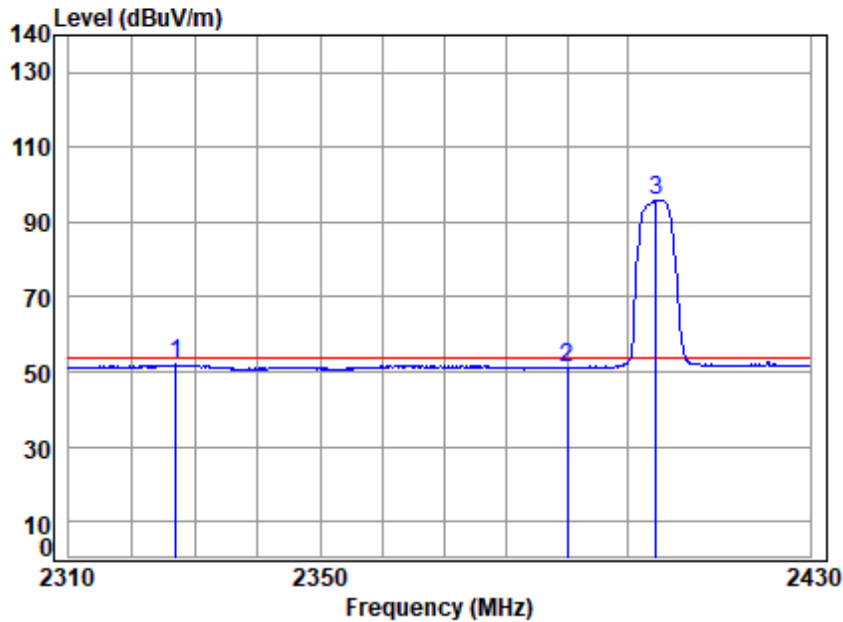
Mode : 2404.5 Band edge

Note : 2.4G SDR 5M

		Cable	Ant	Preamp	Read	Limit	Over	
	Freq	Loss	Factor	Factor	Level	Line	Limit	Remark
	MHz	dB	dB/m	dB	dBuV	dBuV/m	dB	
1	2333.52	5.02	28.87	37.57	65.64	61.96	74.00	-12.04 peak
2	2390.00	5.08	29.10	37.44	64.43	61.17	74.00	-12.83 peak
3	2404.50	5.09	29.08	37.40	107.07	103.84	74.00	29.84 peak



Test Mode: 13; Polarity: Horizontal; Modulation: OFDM; Channel: Low



Site : chamber
Condition: 3m HORIZONTAL
Job No : 03030AT
Mode : 2404.5 Band edge
Note : 2.4G SDR 5M

		Cable	Ant	Preamp	Read	Limit	Over	
	Freq	Loss	Factor	Factor	Level	Line	Limit	Remark
	MHz	dB	dB/m	dB	dBuV	dBuV/m	dB	
1	2327.03	5.02	28.78	37.59	55.70	51.91	54.00	-2.09 Average
2	2390.00	5.08	29.10	37.44	54.57	51.31	54.00	-2.69 Average
3	2404.50	5.09	29.08	37.40	98.91	95.68	54.00	41.68 Average



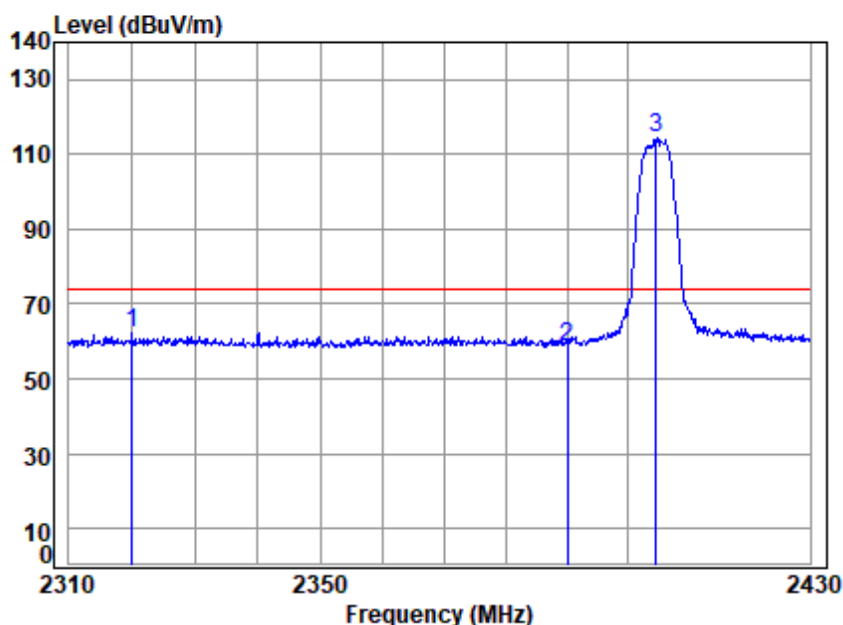
SGS-CSTC Standards Technical Services Co., Ltd. Shenzhen Branch

SZEMC-TRF-01 Rev. A/0 Aug01,2022

Report No.: SZCR230900303005

Page: 46 of 446

Test Mode: 13; Polarity: Vertical; Modulation: OFDM; Channel: Low



Site : chamber
Condition: 3m VERTICAL
Job No : 03030AT
Mode : 2404.5 Band edge
Note : 2.4G SDR 5M

		Cable	Ant	Preamp	Read	Limit	Over	
	Freq	Loss	Factor	Factor	Level	Line	Limit	Remark
	MHz	dB	dB/m	dB	dBuV	dBuV/m	dB	
1	2319.97	5.01	28.68	37.60	66.37	62.46	74.00	-11.54 Peak
2	2390.00	5.08	29.10	37.44	61.97	58.71	74.00	-15.29 Peak
3	2404.50	5.09	29.08	37.40	117.47	114.24	74.00	40.24 Peak



SGS-CSTC Standards Technical Services Co., Ltd.
Shenzhen Branch

Unless otherwise agreed in writing, this document is issued by the Company subject to its General Conditions of Service printed overleaf, available on request or accessible at <https://www.sgs.com/en/Terms-and-Conditions>. Attention is drawn to the limitation of liability, indemnification and jurisdiction issues defined therein. Any holder of this document is advised that information contained hereon reflects the Company's findings at the time of its intervention only and within the limits of Client's instructions, if any. The Company's sole responsibility is to its Client and this document does not exonerate parties to a transaction from exercising all their rights and obligations under the transaction documents. This document cannot be reproduced except in full, without prior written approval of the Company. Any unauthorized alteration, forgery or falsification of the content or appearance of this document is unlawful and offenders may be prosecuted to the fullest extent of the law. Unless otherwise stated the results shown in this test report refer only to the sample(s) tested and such sample(s) are retained for 30 days only.

Attention: To check the authenticity of testing /inspection report & certificate, please contact us at telephone: (86-755) 8307 1443, or email: CN.Doccheck@sgs.com

No.1 Workshop, M-10, Middle Section, Science & Technology Park, Nanshan District, Shenzhen, Guangdong, China 518057 t (86-755) 26012053 f (86-755) 26710594 www.sgsgroup.com.cn
中国·广东·深圳市南山区科技园中区M-10栋1号厂房 邮编: 518057 t (86-755) 26012053 f (86-755) 26710594 sgs.china@sgs.com

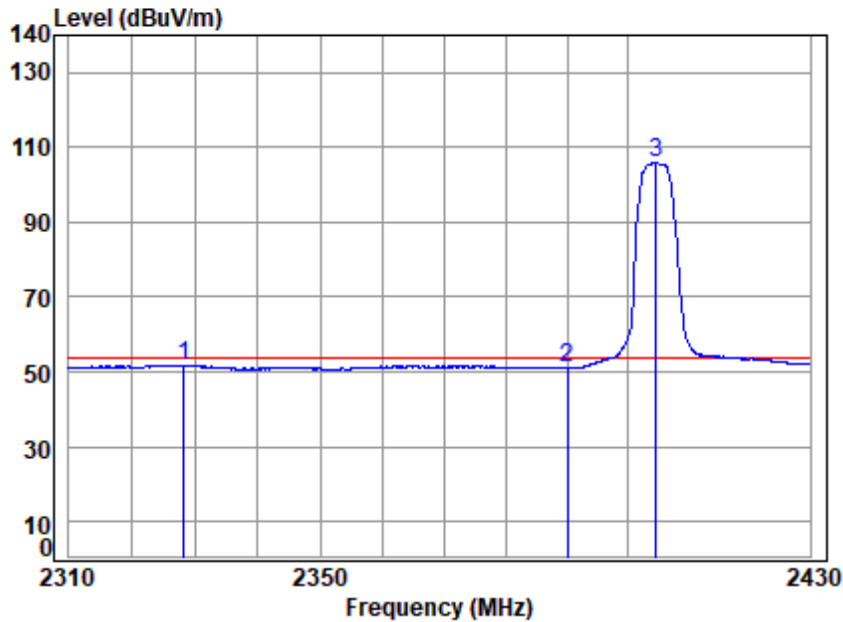
SGS-CSTC Standards Technical Services Co., Ltd. Shenzhen Branch

SZEMC-TRF-01 Rev. A/0 Aug01,2022

Report No.: SZCR230900303005

Page: 47 of 446

Test Mode: 13; Polarity: Vertical; Modulation: OFDM; Channel: Low



Site : chamber
Condition: 3m VERTICAL
Job No : 03030AT
Mode : 2404.5 Band edge
Note : 2.4G SDR 5M

		Cable	Ant	Preamp	Read	Limit	Over	
	Freq	Loss	Factor	Factor	Level	Line	Limit	Remark
	MHz	dB	dB/m	dB	dBuV	dBuV/m	dB	
1	2328.32	5.02	28.80	37.58	55.44	51.68	54.00	-2.32 Average
2	2390.00	5.08	29.10	37.44	54.47	51.21	54.00	-2.79 Average
3	2404.50	5.09	29.08	37.40	109.10	105.87	54.00	51.87 Average



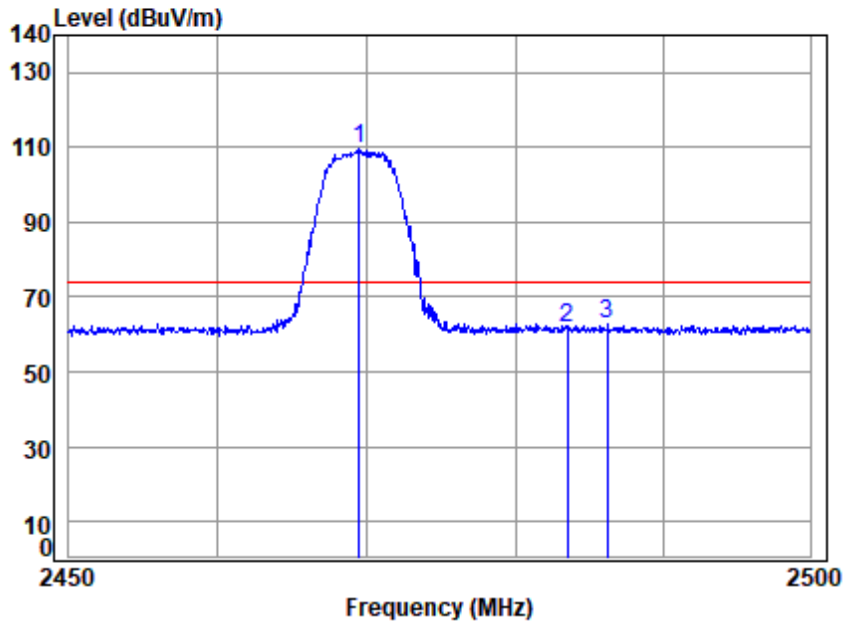
SGS-CSTC Standards Technical Services Co., Ltd.
Shenzhen Branch Testing & Calibration Laboratory

Unless otherwise agreed in writing, this document is issued by the Company subject to its General Conditions of Service printed overleaf, available on request or accessible at <https://www.sgs.com/en/Terms-and-Conditions>. Attention is drawn to the limitation of liability, indemnification and jurisdiction issues defined therein. Any holder of this document is advised that information contained hereon reflects the Company's findings at the time of its intervention only and within the limits of Client's instructions, if any. The Company's sole responsibility is to its Client and this document does not exonerate parties to a transaction from exercising all their rights and obligations under the transaction documents. This document cannot be reproduced except in full, without prior written approval of the Company. Any unauthorized alteration, forgery or falsification of the content or appearance of this document is unlawful and offenders may be prosecuted to the fullest extent of the law. Unless otherwise stated the results shown in this test report refer only to the sample(s) tested and such sample(s) are retained for 30 days only.

Attention: To check the authenticity of testing /inspection report & certificate, please contact us at telephone: (86-755) 8307 1443, or email: CN.Doccheck@sgs.com

No.1 Workshop, M-10, Middle Section, Science & Technology Park, Nanshan District, Shenzhen, Guangdong, China 518057 t (86-755) 26012053 f (86-755) 26710594 www.sgs.com.cn
中国·广东·深圳市南山区科技园中区M-10栋1号厂房 邮编: 518057 t (86-755) 26012053 f (86-755) 26710594 sgs.china@sgs.com

Test Mode: 13; Polarity: Horizontal; Modulation: OFDM; Channel: High



Site : chamber

Condition: 3m HORIZONTAL

Job No : 03030AT

Mode : 2469.5 Band edge

Note : 2.4G SDR 5M

		Cable	Ant	Preamp	Read	Limit	Over	
	Freq	Loss	Factor	Factor	Level	Level	Line	Limit Remark
	MHz	dB	dB/m	dB	dBuV	dBuV/m	dBuV/m	dB
1	2469.50	5.15	28.90	37.25	112.66	109.46	74.00	35.46 peak
2	2483.50	5.16	28.90	37.22	64.70	61.54	74.00	-12.46 peak
3	2486.25	5.16	28.90	37.21	65.77	62.62	74.00	-11.38 peak



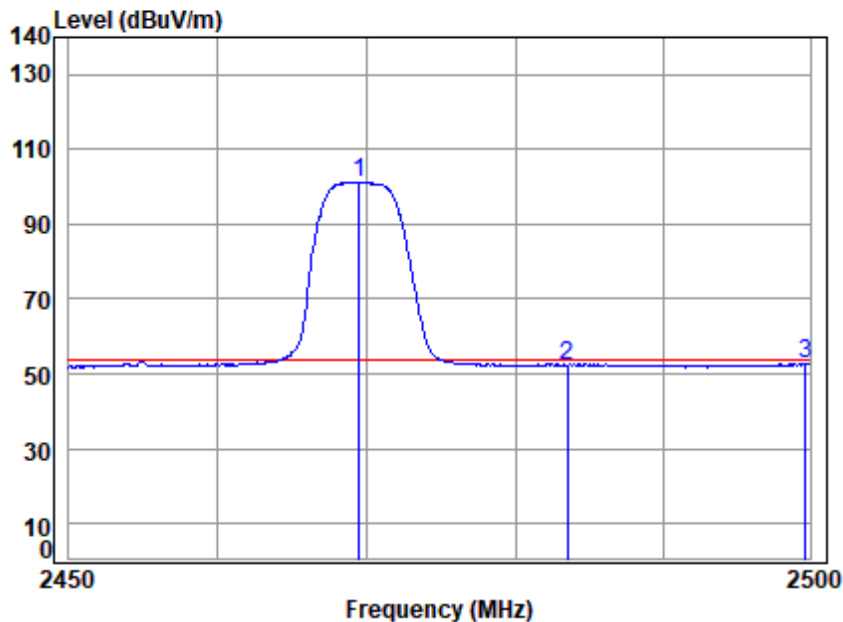
Unless otherwise agreed in writing, this document is issued by the Company subject to its General Conditions of Service printed overleaf, available on request or accessible at <https://www.sgs.com/en/Terms-and-Conditions>. Attention is drawn to the limitation of liability, indemnification and jurisdiction issues defined therein. Any holder of this document is advised that information contained hereon reflects the Company's findings at the time of its intervention only and within the limits of Client's instructions, if any. The Company's sole responsibility is to its Client and this document does not exonerate parties to a transaction from exercising all their rights and obligations under the transaction documents. This document cannot be reproduced except in full, without prior written approval of the Company. Any unauthorized alteration, forgery or falsification of the content or appearance of this document is unlawful and offenders may be prosecuted to the fullest extent of the law. Unless otherwise stated the results shown in this test report refer only to the sample(s) tested and such sample(s) are retained for 30 days only.

Attention: To check the authenticity of testing /inspection report & certificate, please contact us at telephone: (86-755) 8307 1443, or email: CN.Doccheck@sgs.com

SGS-CSTC Standards Technical Services Co., Ltd.
Shenzhen Branch Testing & Calibration Laboratory

No.1 Workshop, M-10, Middle Section, Science & Technology Park, Nanshan District, Shenzhen, Guangdong, China 518057 t (86-755) 26012053 f (86-755) 26710594 www.sgs.com.cn
中国·广东·深圳市南山区科技园中区M-10栋1号厂房 邮编: 518057 t (86-755) 26012053 f (86-755) 26710594 sgs.china@sgs.com

Test Mode: 13; Polarity: Horizontal; Modulation: OFDM; Channel: High



Site : chamber

Condition: 3m HORIZONTAL

Job No : 03030AT

Mode : 2469.5 Band edge

Note : 2.4G SDR 5M

		Cable	Ant	Preamp	Read	Limit	Over	
	Freq	Loss	Factor	Factor	Level	Level	Line	Limit Remark
	MHz	dB	dB/m	dB	dBuV	dBuV/m	dBuV/m	dB
1	2469.50	5.15	28.90	37.25	104.60	101.40	54.00	47.40 Average
2	2483.50	5.16	28.90	37.22	55.56	52.40	54.00	-1.60 Average
3	2499.70	5.18	28.90	37.18	55.80	52.70	54.00	-1.30 Average



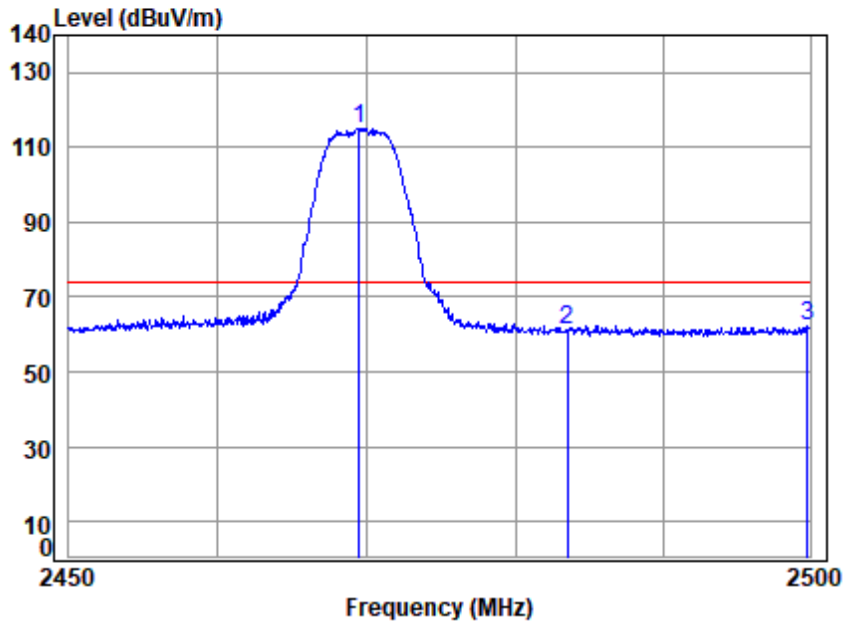
Unless otherwise agreed in writing, this document is issued by the Company subject to its General Conditions of Service printed overleaf, available on request or accessible at <https://www.sgs.com/en/Terms-and-Conditions>. Attention is drawn to the limitation of liability, indemnification and jurisdiction issues defined therein. Any holder of this document is advised that information contained hereon reflects the Company's findings at the time of its intervention only and within the limits of Client's instructions, if any. The Company's sole responsibility is to its Client and this document does not exonerate parties to a transaction from exercising all their rights and obligations under the transaction documents. This document cannot be reproduced except in full, without prior written approval of the Company. Any unauthorized alteration, forgery or falsification of the content or appearance of this document is unlawful and offenders may be prosecuted to the fullest extent of the law. Unless otherwise stated the results shown in this test report refer only to the sample(s) tested and such sample(s) are retained for 30 days only.

Attention: To check the authenticity of testing /inspection report & certificate, please contact us at telephone: (86-755) 8307 1443, or email: CN.Doccheck@sgs.com

SGS-CSTC Standards Technical Services Co., Ltd.
Shenzhen Branch Testing & Calibration Laboratory

No.1 Workshop, M-10, Middle Section, Science & Technology Park, Nanshan District, Shenzhen, Guangdong, China 518057 t (86-755) 26012053 f (86-755) 26710594 www.sgs.com.cn
中国·广东·深圳市南山区科技园中区M-10栋1号厂房 邮编: 518057 t (86-755) 26012053 f (86-755) 26710594 sgs.china@sgs.com

Test Mode: 13; Polarity: Vertical; Modulation: OFDM; Channel: High



Site : chamber

Condition: 3m VERTICAL

Job No : 03030AT

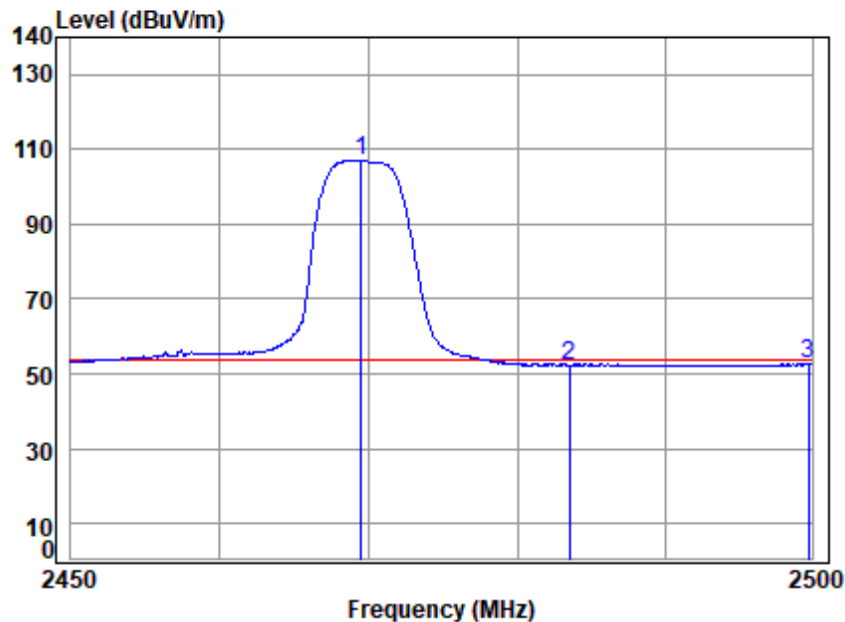
Mode : 2469.5 Band edge

Note : 2.4G SDR 5M

		Cable	Ant	Preamp	Read	Limit	Over	
	Freq	Loss	Factor	Factor	Level	Line	Limit	Remark
	MHz	dB	dB/m	dB	dBuV	dBuV/m	dBuV/m	dB
1	2469.50	5.15	28.90	37.25	118.30	115.10	74.00	41.10 Peak
2	2483.50	5.16	28.90	37.22	64.42	61.26	74.00	-12.74 Peak
3	2499.85	5.18	28.90	37.18	65.65	62.55	74.00	-11.45 Peak



Test Mode: 13; Polarity: Vertical; Modulation: OFDM; Channel: High



Site : chamber

Condition: 3m VERTICAL

Job No : 03030AT

Mode : 2469.5 Band edge

Note : 2.4G SDR 5M

		Cable	Ant	Preamp	Read	Limit	Over	
	Freq	Loss	Factor	Factor	Level	Level	Line	Limit Remark
	MHz	dB	dB/m	dB	dBuV	dBuV/m	dBuV/m	dB
1	2469.50	5.15	28.90	37.25	110.25	107.05	54.00	53.05 Average
2	2483.50	5.16	28.90	37.22	55.50	52.34	54.00	-1.66 Average
3	2499.75	5.18	28.90	37.18	55.75	52.65	54.00	-1.35 Average



Unless otherwise agreed in writing, this document is issued by the Company subject to its General Conditions of Service printed overleaf, available on request or accessible at <https://www.sgs.com/en/Terms-and-Conditions>. Attention is drawn to the limitation of liability, indemnification and jurisdiction issues defined therein. Any holder of this document is advised that information contained hereon reflects the Company's findings at the time of its intervention only and within the limits of Client's instructions, if any. The Company's sole responsibility is to its Client and this document does not exonerate parties to a transaction from exercising all their rights and obligations under the transaction documents. This document cannot be reproduced except in full, without prior written approval of the Company. Any unauthorized alteration, forgery or falsification of the content or appearance of this document is unlawful and offenders may be prosecuted to the fullest extent of the law. Unless otherwise stated the results shown in this test report refer only to the sample(s) tested and such sample(s) are retained for 30 days only.

Attention: To check the authenticity of testing /inspection report & certificate, please contact us at telephone: (86-755) 8307 1443, or email: CN.Doccheck@sgs.com

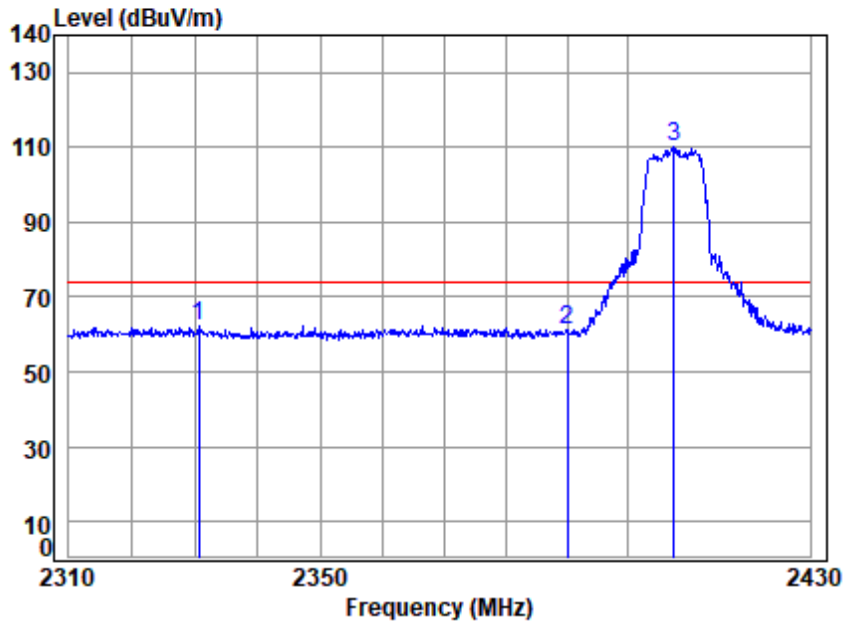
SGS-CSTC Standards Technical Services Co., Ltd. Shenzhen Branch

SZEMC-TRF-01 Rev. A/0 Aug01,2022

Report No.: SZCR230900303005

Page: 52 of 446

Test Mode: 15; Polarity: Horizontal; Modulation: OFDM; Channel: Low



Site : chamber
Condition: 3m HORIZONTAL
Job No : 03030AT
Mode : 2407.5 Band edge
Note : 2.4G SDR 10M

		Cable	Ant	Preamp	Read	Limit	Over	
	Freq	Loss	Factor	Factor	Level	Line	Limit	Remark
	MHz	dB	dB/m	dB	dBuV	dBuV/m	dBuV/m	dB
1	2330.56	4.19	28.52	39.19	68.96	62.48	74.00	-11.52 peak
2	2390.00	4.25	28.76	39.22	67.58	61.37	74.00	-12.63 peak
3	2407.50	4.27	28.85	39.23	116.33	110.22	74.00	36.22 peak



SGS-CSTC Standards Technical Services Co., Ltd.
Shenzhen Branch Inspection & Testing Laboratory

Unless otherwise agreed in writing, this document is issued by the Company subject to its General Conditions of Service printed overleaf, available on request or accessible at <https://www.sgs.com/en/Terms-and-Conditions>. Attention is drawn to the limitation of liability, indemnification and jurisdiction issues defined therein. Any holder of this document is advised that information contained hereon reflects the Company's findings at the time of its intervention only and within the limits of Client's instructions, if any. The Company's sole responsibility is to its Client and this document does not exonerate parties to a transaction from exercising all their rights and obligations under the transaction documents. This document cannot be reproduced except in full, without prior written approval of the Company. Any unauthorized alteration, forgery or falsification of the content or appearance of this document is unlawful and offenders may be prosecuted to the fullest extent of the law. Unless otherwise stated the results shown in this test report refer only to the sample(s) tested and such sample(s) are retained for 30 days only.

Attention: To check the authenticity of testing /inspection report & certificate, please contact us at telephone: (86-755) 8307 1443, or email: CN.Doccheck@sgs.com

No.1 Workshop, M-10, Middle Section, Science & Technology Park, Nanshan District, Shenzhen, Guangdong, China 518057 t (86-755) 26012053 f (86-755) 26710594 www.sgs.com.cn
中国·广东·深圳市南山区科技园中区M-10栋1号厂房 邮编: 518057 t (86-755) 26012053 f (86-755) 26710594 sgs.china@sgs.com

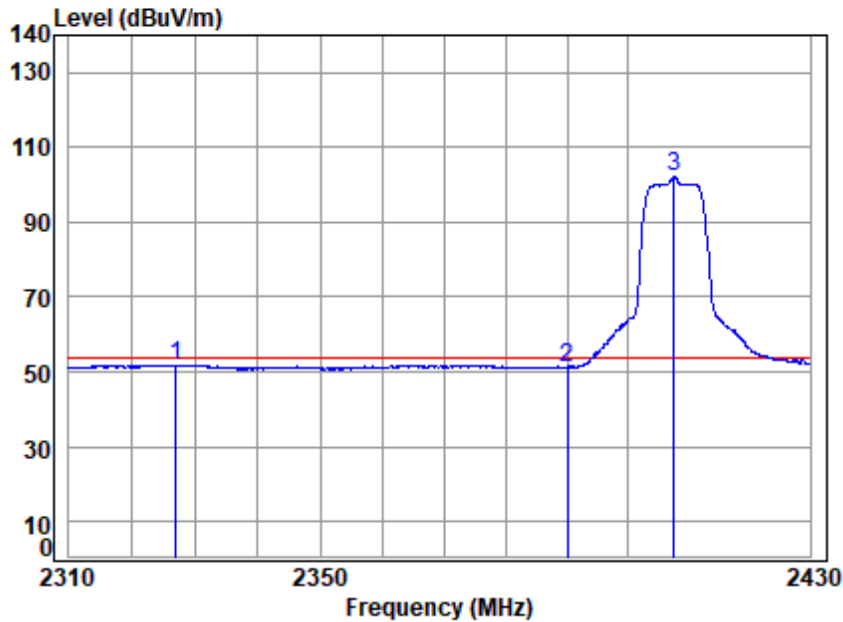
SGS-CSTC Standards Technical Services Co., Ltd. Shenzhen Branch

SZEMC-TRF-01 Rev. A/0 Aug01,2022

Report No.: SZCR230900303005

Page: 53 of 446

Test Mode: 15; Polarity: Horizontal; Modulation: OFDM; Channel: Low



Site : chamber
Condition: 3m HORIZONTAL
Job No : 03030AT
Mode : 2407.5 Band edge
Note : 2.4G SDR 10M

		Cable	Ant	Preamp	Read	Limit	Over	
	Freq	Loss	Factor	Factor	Level	Line	Limit	Remark
	MHz	dB	dB/m	dB	dBuV	dBuV/m	dB	
1	2327.03	4.18	28.51	39.19	58.26	51.76	54.00	-2.24 Average
2	2390.00	4.25	28.76	39.22	57.46	51.25	54.00	-2.75 Average
3	2407.50	4.27	28.85	39.23	108.34	102.23	54.00	48.23 Average



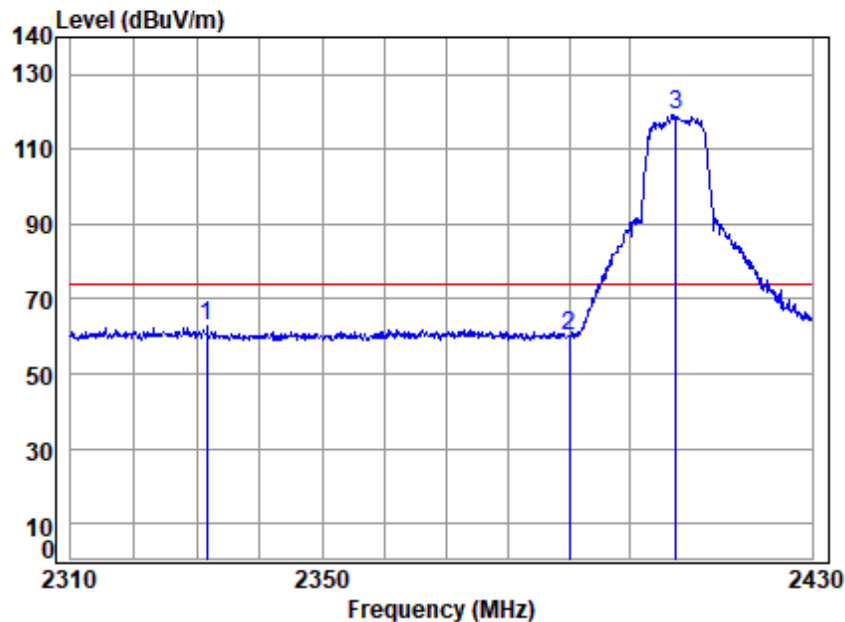
SGS-CSTC Standards Technical Services Co., Ltd.
Shenzhen Branch Testing & Calibration Laboratory

Unless otherwise agreed in writing, this document is issued by the Company subject to its General Conditions of Service printed overleaf, available on request or accessible at <https://www.sgs.com/en/Terms-and-Conditions>. Attention is drawn to the limitation of liability, indemnification and jurisdiction issues defined therein. Any holder of this document is advised that information contained hereon reflects the Company's findings at the time of its intervention only and within the limits of Client's instructions, if any. The Company's sole responsibility is to its Client and this document does not exonerate parties to a transaction from exercising all their rights and obligations under the transaction documents. This document cannot be reproduced except in full, without prior written approval of the Company. Any unauthorized alteration, forgery or falsification of the content or appearance of this document is unlawful and offenders may be prosecuted to the fullest extent of the law. Unless otherwise stated the results shown in this test report refer only to the sample(s) tested and such sample(s) are retained for 30 days only.

Attention: To check the authenticity of testing /inspection report & certificate, please contact us at telephone: (86-755) 8307 1443, or email: CN.Doccheck@sgs.com

No.1 Workshop, M-10, Middle Section, Science & Technology Park, Nanshan District, Shenzhen, Guangdong, China 518057 t (86-755) 26012053 f (86-755) 26710594 www.sgs.com.cn
中国·广东·深圳市南山区科技园中区M-10栋1号厂房 邮编: 518057 t (86-755) 26012053 f (86-755) 26710594 sgs.china@sgs.com

Test Mode: 15; Polarity: Vertical; Modulation: OFDM; Channel: Low

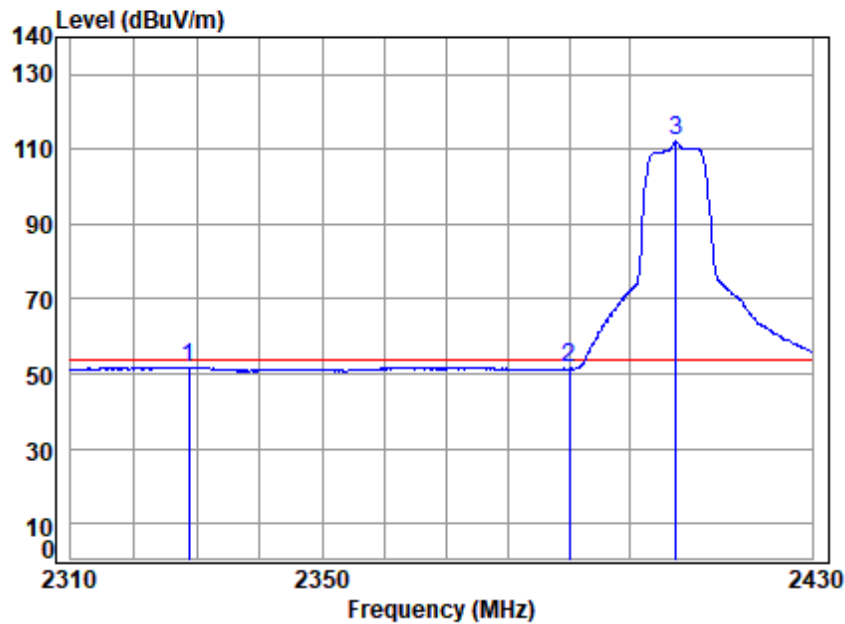


Site : chamber
 Condition: 3m VERTICAL
 Job No : 03030AT
 Mode : 2407.5 Band edge
 Note : 2.4G SDR 10M

		Cable	Ant	Preamp	Read	Limit	Over	
	Freq	Loss	Factor	Factor	Level	Line	Limit	Remark
	MHz	dB	dB/m	dB	dBuV	dBuV/m	dBuV/m	dB
1	2331.63	4.19	28.53	39.19	69.12	62.65	74.00	-11.35 Peak
2	2390.00	4.25	28.76	39.22	66.40	60.19	74.00	-13.81 Peak
3	2407.50	4.27	28.85	39.23	125.40	119.29	74.00	45.29 Peak



Test Mode: 15; Polarity: Vertical; Modulation: OFDM; Channel: Low

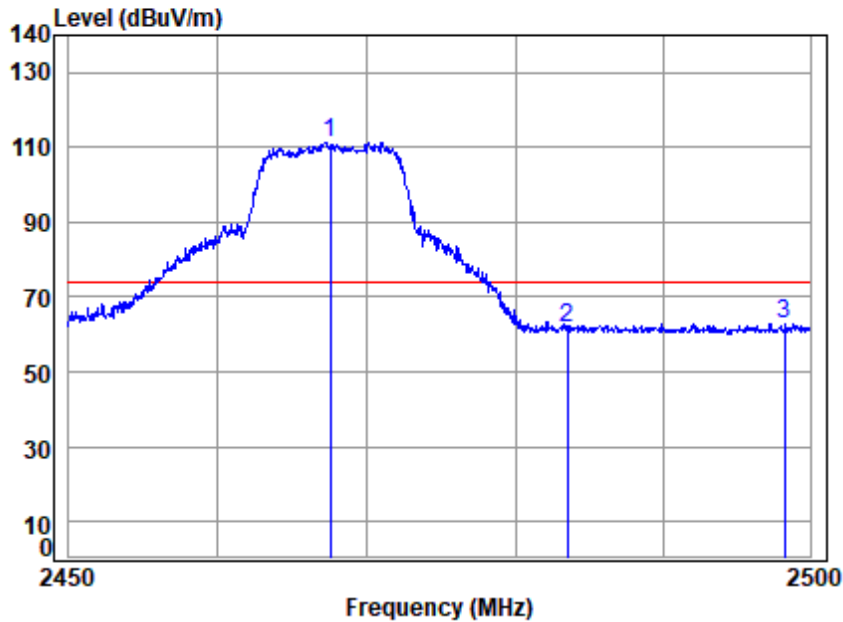


Site : chamber
Condition: 3m VERTICAL
Job No : 03030AT
Mode : 2407.5 Band edge
Note : 2.4G SDR 10M

		Cable	Ant	Preamp	Read	Limit	Over	
	Freq	Loss	Factor	Factor	Level	Line	Limit	Remark
	MHz	dB	dB/m	dB	dBuV	dBuV/m	dB	
1	2328.79	4.19	28.52	39.19	58.21	51.73	54.00	-2.27 Average
2	2390.00	4.25	28.76	39.22	57.59	51.38	54.00	-2.62 Average
3	2407.50	4.27	28.85	39.23	118.29	112.18	54.00	58.18 Average



Test Mode: 15; Polarity: Horizontal; Modulation: OFDM; Channel: High

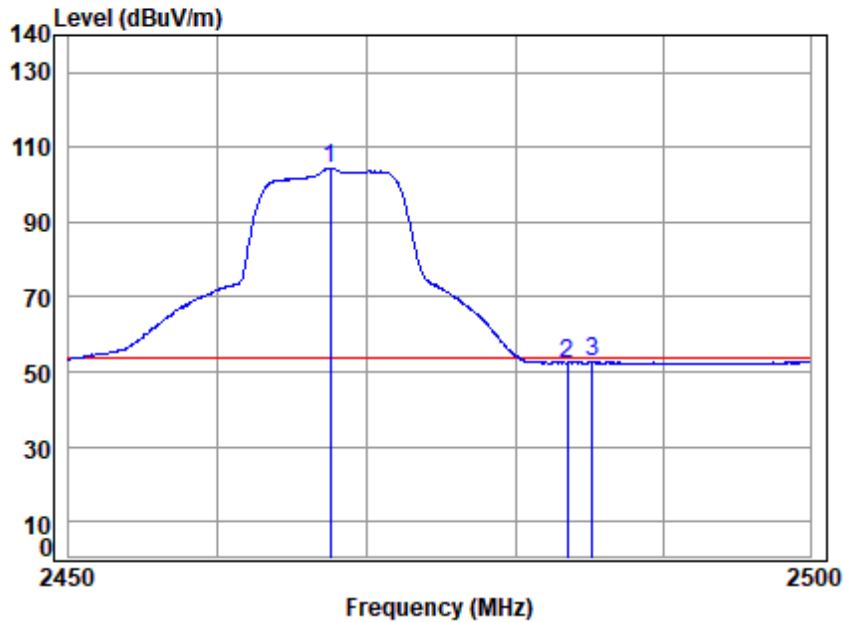


Site : chamber
Condition: 3m HORIZONTAL
Job No : 03030AT
Mode : 2467.5 Band edge
Note : 2.4G SDR 10M

		Cable	Ant	Preamp	Read	Limit	Over	
	Freq	Loss	Factor	Factor	Level	Level	Line	Limit Remark
	MHz	dB	dB/m	dB	dBuV	dBuV/m	dBuV/m	dB
1	2467.50	4.33	29.21	39.26	117.02	111.30	74.00	37.30 peak
2	2483.50	4.34	29.30	39.27	67.22	61.59	74.00	-12.41 peak
3	2498.28	4.36	29.39	39.27	68.43	62.91	74.00	-11.09 peak



Test Mode: 15; Polarity: Horizontal; Modulation: OFDM; Channel: High

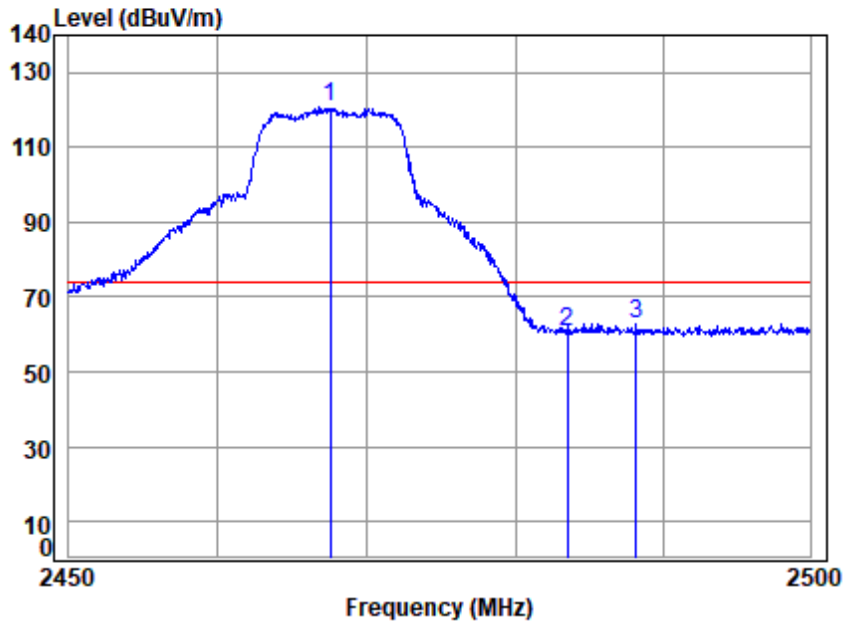


Site : chamber
Condition: 3m HORIZONTAL
Job No : 03030AT
Mode : 2467.5 Band edge
Note : 2.4G SDR 10M

		Cable	Ant	Preamp	Read	Limit	Over	
	Freq	Loss	Factor	Factor	Level	Level	Line	Limit Remark
	MHz	dB	dB/m	dB	dBuV	dBuV/m	dBuV/m	dB
1	2467.50	4.33	29.21	39.26	110.27	104.55	54.00	50.55 Average
2	2483.50	4.34	29.30	39.27	58.05	52.42	54.00	-1.58 Average
3	2485.20	4.35	29.31	39.27	58.30	52.69	54.00	-1.31 Average



Test Mode: 15; Polarity: Vertical; Modulation: OFDM; Channel: High



Site : chamber
Condition: 3m VERTICAL
Job No : 03030AT
Mode : 2467.5 Band edge
Note : 2.4G SDR 10M

		Cable	Ant	Preamp	Read	Limit	Over	
	Freq	Loss	Factor	Factor	Level	Level	Line	Limit Remark
	MHz	dB	dB/m	dB	dBuV	dBuV/m	dBuV/m	dB
1	2467.50	4.33	29.21	39.26	126.34	120.62	74.00	46.62 Peak
2	2483.50	4.34	29.30	39.27	66.27	60.64	74.00	-13.36 Peak
3	2488.16	4.35	29.33	39.27	68.61	63.02	74.00	-10.98 Peak



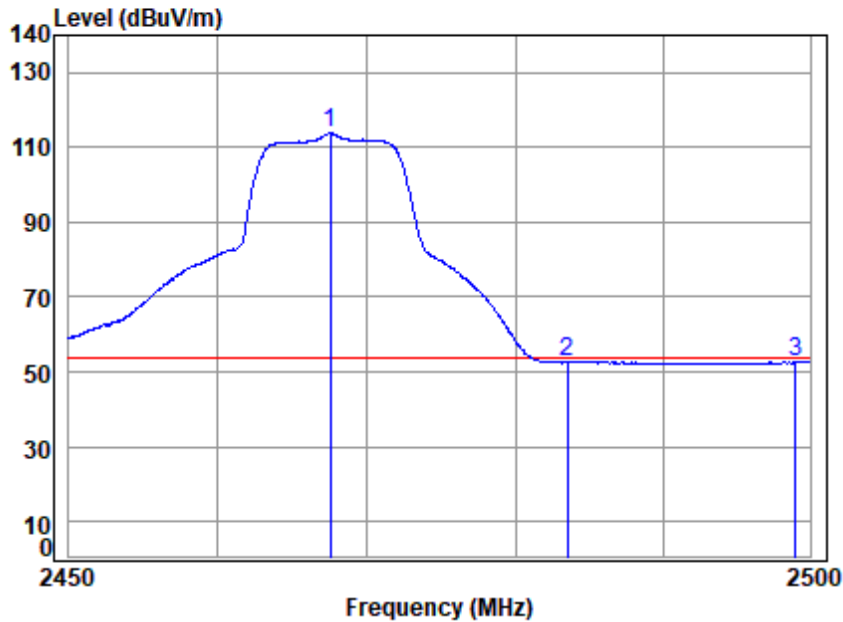
SGS-CSTC Standards Technical Services Co., Ltd. Shenzhen Branch

SZEMC-TRF-01 Rev. A/0 Aug01,2022

Report No.: SZCR230900303005

Page: 59 of 446

Test Mode: 15; Polarity: Vertical; Modulation: OFDM; Channel: High



Site : chamber
Condition: 3m VERTICAL
Job No : 03030AT
Mode : 2467.5 Band edge
Note : 2.4G SDR 10M

		Cable	Ant	Preamp	Read	Limit	Over	
	Freq	Loss	Factor	Factor	Level	Level	Line	Limit Remark
	MHz	dB	dB/m	dB	dBuV	dBuV/m	dBuV/m	dB
1	2467.50	4.33	29.21	39.26	119.47	113.75	54.00	59.75 Average
2	2483.50	4.34	29.30	39.27	58.19	52.56	54.00	-1.44 Average
3	2499.04	4.36	29.39	39.27	58.18	52.66	54.00	-1.34 Average



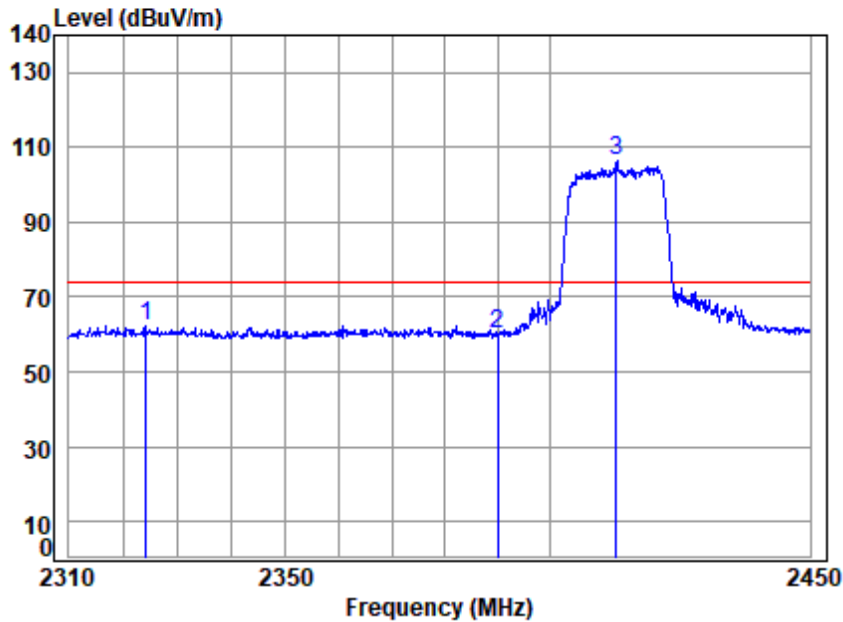
Unless otherwise agreed in writing, this document is issued by the Company subject to its General Conditions of Service printed overleaf, available on request or accessible at <https://www.sgs.com/en/Terms-and-Conditions>. Attention is drawn to the limitation of liability, indemnification and jurisdiction issues defined therein. Any holder of this document is advised that information contained hereon reflects the Company's findings at the time of its intervention only and within the limits of Client's instructions, if any. The Company's sole responsibility is to its Client and this document does not exonerate parties to a transaction from exercising all their rights and obligations under the transaction documents. This document cannot be reproduced except in full, without prior written approval of the Company. Any unauthorized alteration, forgery or falsification of the content or appearance of this document is unlawful and offenders may be prosecuted to the fullest extent of the law. Unless otherwise stated the results shown in this test report refer only to the sample(s) tested and such sample(s) are retained for 30 days only.

Attention: To check the authenticity of testing /inspection report & certificate, please contact us at telephone: (86-755) 8307 1443, or email: CN.Doccheck@sgs.com

SGS-CSTC Standards Technical Services Co., Ltd.
Shenzhen Branch Inspection & Testing Laboratory

No.1 Workshop, M-10, Middle Section, Science & Technology Park, Nanshan District, Shenzhen, Guangdong, China 518057 t (86-755) 26012053 f (86-755) 26710594 www.sgs.com.cn
中国·广东·深圳市南山区科技园中区M-10栋1号厂房 邮编: 518057 t (86-755) 26012053 f (86-755) 26710594 sgs.china@sgs.com

Test Mode: 17; Polarity: Horizontal; Modulation: OFDM; Channel: Low



Site : chamber
Condition: 3m HORIZONTAL
Job No : 03030AT
Mode : 2412.5 Band edge
Note : 2.4G SDR 20M

		Cable	Ant	Preamp	Read	Limit	Over	
	Freq	Loss	Factor	Factor	Level	Line	Limit	Remark
	MHz	dB	dB/m	dB	dBuV	dBuV/m	dBuV/m	dB
1	2324.18	4.18	28.50	39.19	68.81	62.30	74.00	-11.70 peak
2	2390.00	4.25	28.76	39.22	66.15	59.94	74.00	-14.06 peak
3	2412.50	4.27	28.88	39.23	112.39	106.31	74.00	32.31 peak



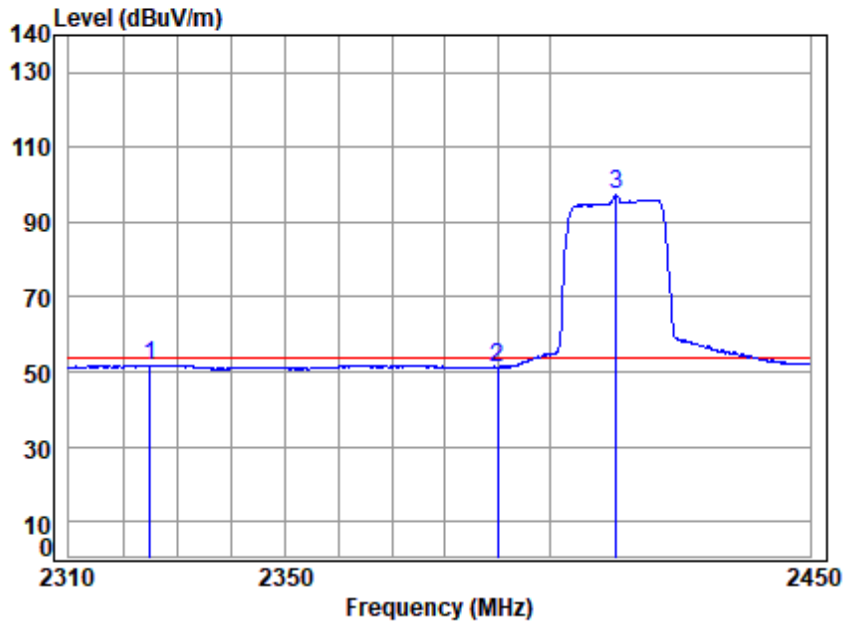
SGS-CSTC Standards Technical Services Co., Ltd. Shenzhen Branch

SZEMC-TRF-01 Rev. A/0 Aug01,2022

Report No.: SZCR230900303005

Page: 61 of 446

Test Mode: 17; Polarity: Horizontal; Modulation: OFDM; Channel: Low



Site : chamber
Condition: 3m HORIZONTAL
Job No : 03030AT
Mode : 2412.5 Band edge
Note : 2.4G SDR 20M

		Cable	Ant	Preamp	Read	Limit	Over	
	Freq	Loss	Factor	Factor	Level	Level	Line	Limit Remark
	MHz	dB	dB/m	dB	dBuV	dBuV/m	dBuV/m	dB
1	2325.00	4.18	28.50	39.19	58.39	51.88	54.00	-2.12 Average
2	2390.00	4.25	28.76	39.22	57.52	51.31	54.00	-2.69 Average
3	2412.50	4.27	28.88	39.23	103.36	97.28	54.00	43.28 Average



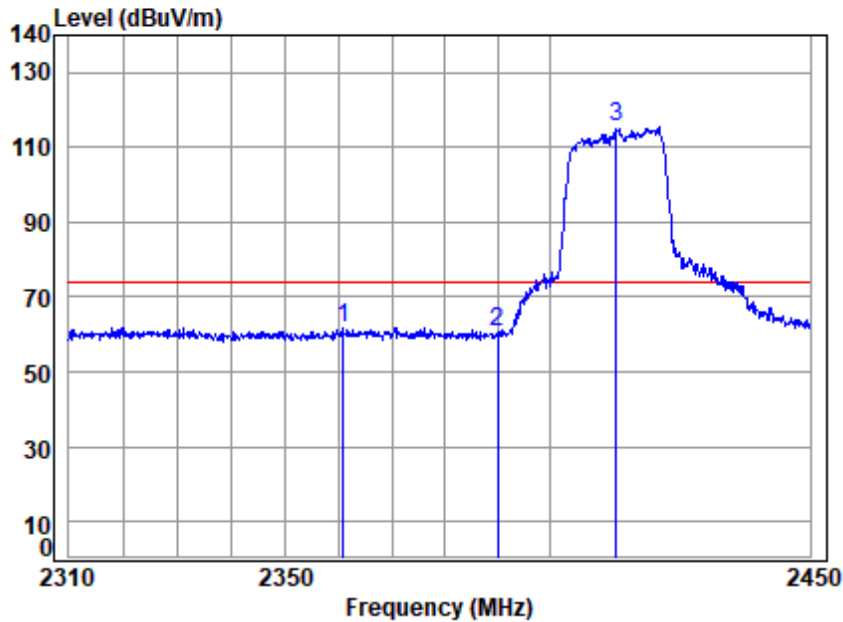
Unless otherwise agreed in writing, this document is issued by the Company subject to its General Conditions of Service printed overleaf, available on request or accessible at <https://www.sgs.com/en/Terms-and-Conditions>. Attention is drawn to the limitation of liability, indemnification and jurisdiction issues defined therein. Any holder of this document is advised that information contained hereon reflects the Company's findings at the time of its intervention only and within the limits of Client's instructions, if any. The Company's sole responsibility is to its Client and this document does not exonerate parties to a transaction from exercising all their rights and obligations under the transaction documents. This document cannot be reproduced except in full, without prior written approval of the Company. Any unauthorized alteration, forgery or falsification of the content or appearance of this document is unlawful and offenders may be prosecuted to the fullest extent of the law. Unless otherwise stated the results shown in this test report refer only to the sample(s) tested and such sample(s) are retained for 30 days only.

Attention: To check the authenticity of testing /inspection report & certificate, please contact us at telephone: (86-755) 8307 1443, or email: CN.Doccheck@sgs.com

SGS-CSTC Standards Technical Services Co., Ltd.
Shenzhen Branch Inspection & Testing Laboratory

No.1 Workshop, M-10, Middle Section, Science & Technology Park, Nanshan District, Shenzhen, Guangdong, China 518057 t (86-755) 26012053 f (86-755) 26710594 www.sgs.com.cn
中国·广东·深圳市南山区科技园中区M-10栋1号厂房 邮编: 518057 t (86-755) 26012053 f (86-755) 26710594 sgs.china@sgs.com

Test Mode: 17; Polarity: Vertical; Modulation: OFDM; Channel: Low



Site : chamber

Condition: 3m VERTICAL

Job No : 03030AT

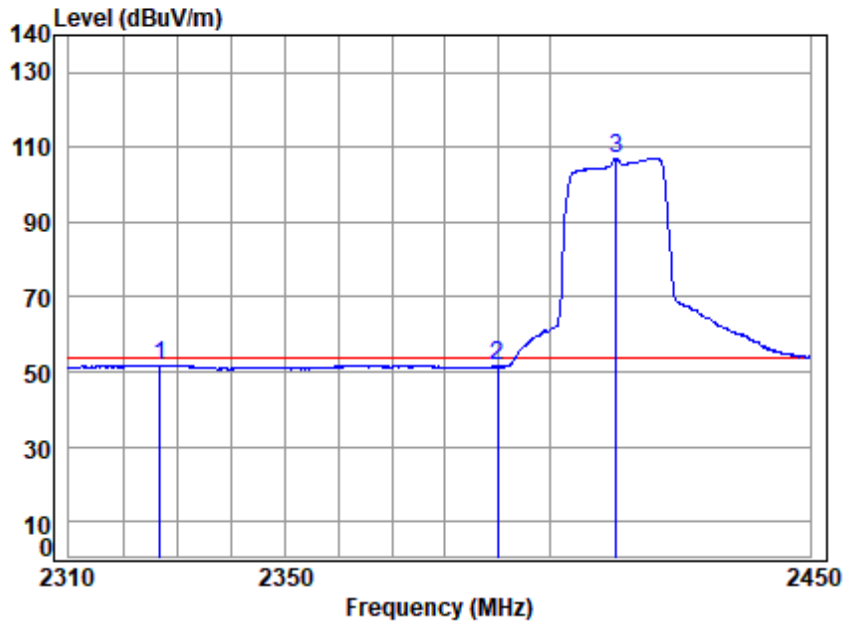
Mode : 2412.5 Band edge

Note : 2.4G SDR 20M

		Cable	Ant	Preamp	Read	Limit	Over	
	Freq	Loss	Factor	Factor	Level	Line	Limit	Remark
	MHz	dB	dB/m	dB	dBuV	dBuV/m	dB	
1	2360.84	4.22	28.64	39.20	68.25	61.91	74.00	-12.09 Peak
2	2390.00	4.25	28.76	39.22	67.05	60.84	74.00	-13.16 Peak
3	2412.50	4.27	28.88	39.23	121.75	115.67	74.00	41.67 Peak



Test Mode: 17; Polarity: Vertical; Modulation: OFDM; Channel: Low

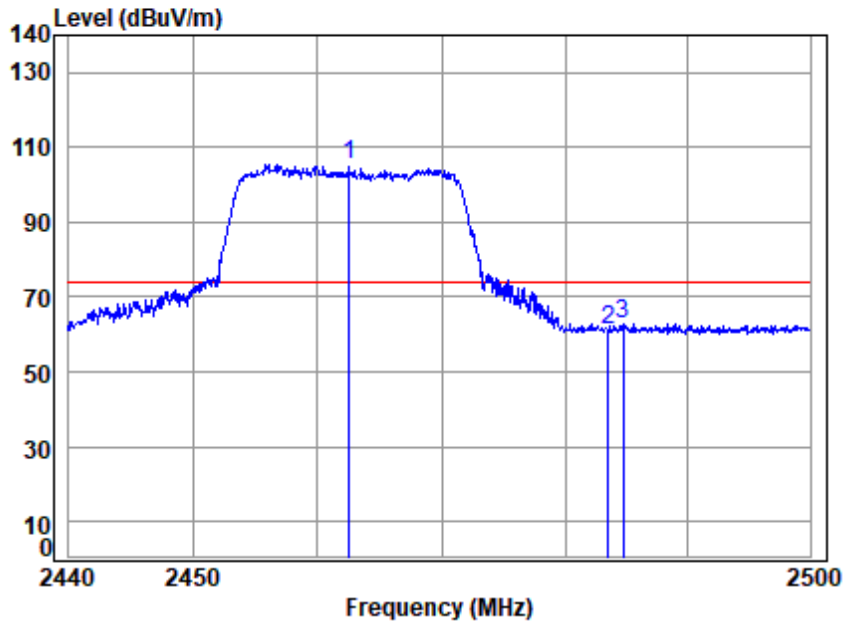


Site : chamber
Condition: 3m VERTICAL
Job No : 03030AT
Mode : 2412.5 Band edge
Note : 2.4G SDR 20M

		Cable	Ant	Preamp	Read	Limit	Over	
	Freq	Loss	Factor	Factor	Level	Line	Limit	Remark
	MHz	dB	dB/m	dB	dBuV	dBuV/m	dB	
1	2326.78	4.18	28.51	39.19	58.23	51.73	54.00	-2.27 Average
2	2390.00	4.25	28.76	39.22	57.62	51.41	54.00	-2.59 Average
3	2412.50	4.27	28.88	39.23	113.30	107.22	54.00	53.22 Average



Test Mode: 17; Polarity: Horizontal; Modulation: OFDM; Channel: High

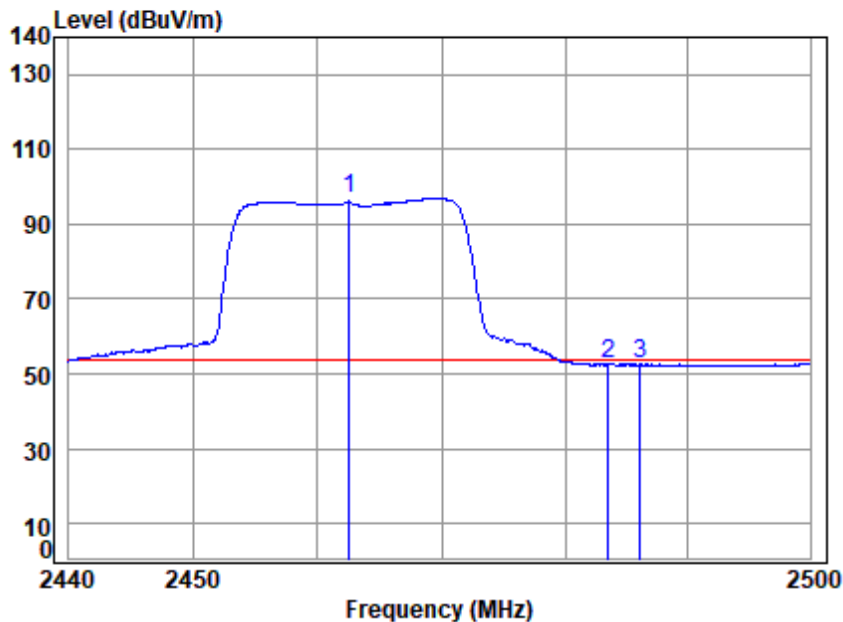


Site : chamber
Condition: 3m HORIZONTAL
Job No : 03030AT
Mode : 2462.5 Band edge
Note : 2.4G SDR 20M

		Cable	Ant	Preamp	Read	Limit	Over	
	Freq	Loss	Factor	Factor	Level	Line	Limit	Remark
	MHz	dB	dB/m	dB	dBuV	dBuV/m	dB	
1	2462.50	4.32	29.18	39.26	111.12	105.36	74.00	31.36 peak
2	2483.50	4.34	29.30	39.27	66.71	61.08	74.00	-12.92 peak
3	2484.74	4.35	29.31	39.27	68.37	62.76	74.00	-11.24 peak



Test Mode: 17; Polarity: Horizontal; Modulation: OFDM; Channel: High

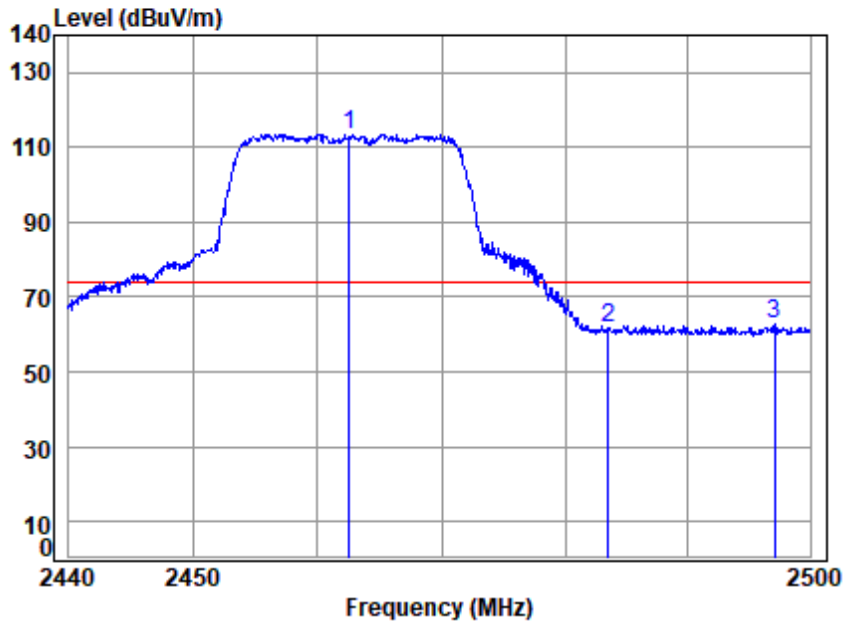


Site : chamber
Condition: 3m HORIZONTAL
Job No : 03030AT
Mode : 2462.5 Band edge
Note : 2.4G SDR 20M

		Cable	Ant	Preamp	Read	Limit	Over	
	Freq	Loss	Factor	Factor	Level	Level	Line	Limit Remark
	MHz	dB	dB/m	dB	dBuV	dBuV/m	dBuV/m	dB
1	2462.50	4.32	29.18	39.26	102.54	96.78	54.00	42.78 Average
2	2483.50	4.34	29.30	39.27	58.16	52.53	54.00	-1.47 Average
3	2486.13	4.35	29.32	39.27	58.25	52.65	54.00	-1.35 Average



Test Mode: 17; Polarity: Vertical; Modulation: OFDM; Channel: High

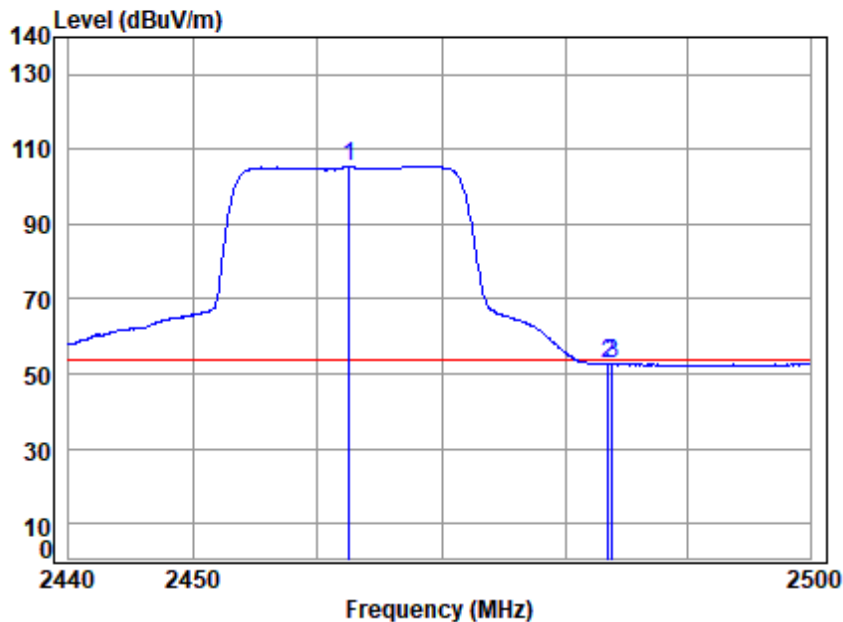


Site : chamber
Condition: 3m VERTICAL
Job No : 03030AT
Mode : 2462.5 Band edge
Note : 2.4G SDR 20M

		Cable	Ant	Preamp	Read	Limit	Over	
	Freq	Loss	Factor	Factor	Level	Line	Limit	Remark
	MHz	dB	dB/m	dB	dBuV	dBuV/m	dBuV/m	dB
1	2462.50	4.32	29.18	39.26	119.40	113.64	74.00	39.64 Peak
2	2483.50	4.34	29.30	39.27	67.22	61.59	74.00	-12.41 Peak
3	2497.09	4.36	29.38	39.27	68.54	63.01	74.00	-10.99 Peak



Test Mode: 17; Polarity: Vertical; Modulation: OFDM; Channel: High



Site : chamber

Condition: 3m VERTICAL

Job No : 03030AT

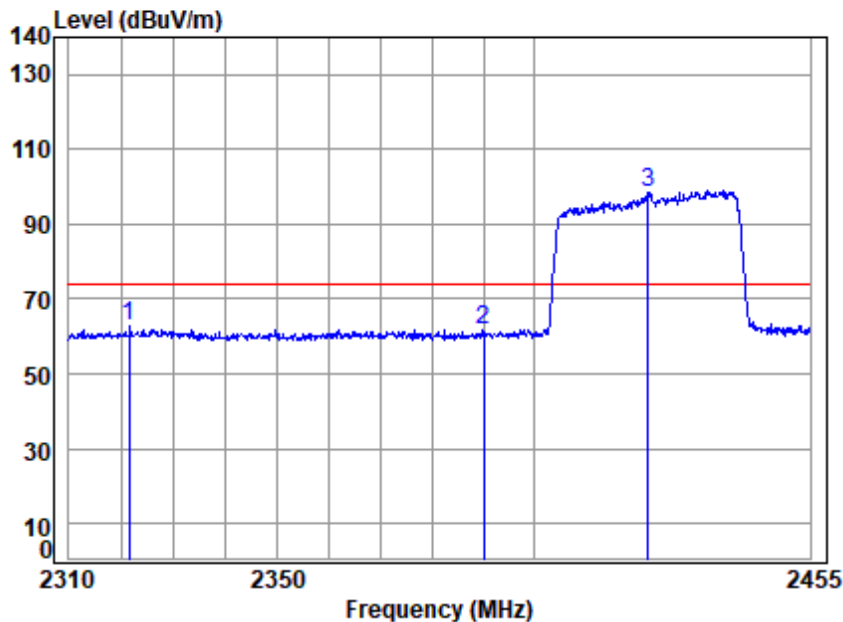
Mode : 2462.5 Band edge

Note : 2.4G SDR 20M

		Cable	Ant	Preamp	Read	Limit	Over	
	Freq	Loss	Factor	Factor	Level	Line	Limit	Remark
	MHz	dB	dB/m	dB	dBuV	dBuV/m	dB	
1	2462.50	4.32	29.18	39.26	111.28	105.52	54.00	51.52 Average
2	2483.50	4.34	29.30	39.27	58.27	52.64	54.00	-1.36 Average
3	2483.84	4.34	29.30	39.27	58.41	52.78	54.00	-1.22 Average



Test Mode: 17; Polarity: Horizontal; Modulation: OFDM; Channel: Low



Site : chamber
Condition: 3m HORIZONTAL
Job No : 03030AT
Mode : 2422.5 Band edge
Note : 2.4G SDR 40M

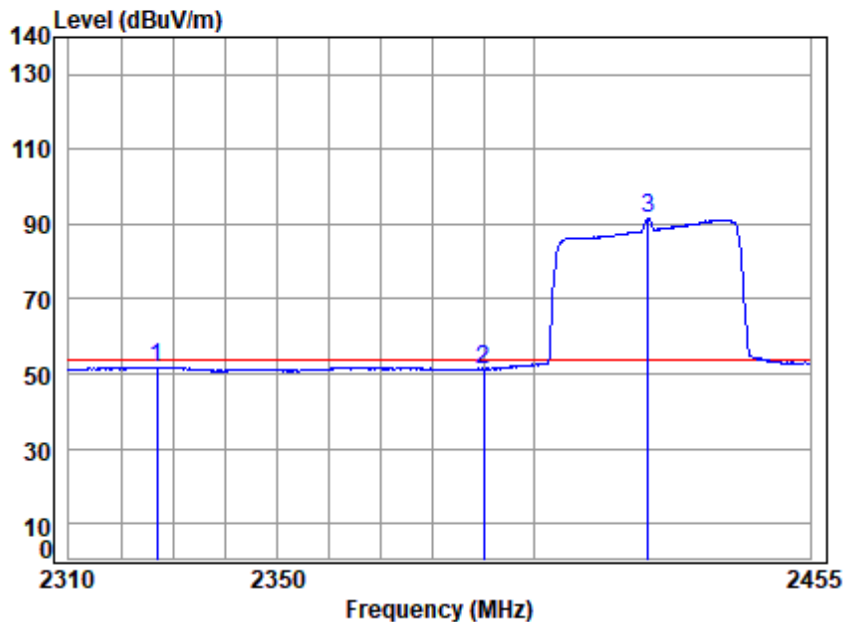
		Cable	Ant	Preamp	Read	Limit	Over	
	Freq	Loss	Factor	Factor	Level	Level	Line	Limit Remark
	MHz	dB	dB/m	dB	dBuV	dBuV/m	dBuV/m	dB
1	2321.56	4.18	28.49	39.18	69.57	63.06	74.00	-10.94 peak
2	2390.00	4.25	28.76	39.22	67.96	61.75	74.00	-12.25 peak
3	2422.50	4.28	28.94	39.24	104.63	98.61	74.00	24.61 peak



Unless otherwise agreed in writing, this document is issued by the Company subject to its General Conditions of Service printed overleaf, available on request or accessible at <https://www.sgs.com/en/Terms-and-Conditions>. Attention is drawn to the limitation of liability, indemnification and jurisdiction issues defined therein. Any holder of this document is advised that information contained hereon reflects the Company's findings at the time of its intervention only and within the limits of Client's instructions, if any. The Company's sole responsibility is to its Client and this document does not exonerate parties to a transaction from exercising all their rights and obligations under the transaction documents. This document cannot be reproduced except in full, without prior written approval of the Company. Any unauthorized alteration, forgery or falsification of the content or appearance of this document is unlawful and offenders may be prosecuted to the fullest extent of the law. Unless otherwise stated the results shown in this test report refer only to the sample(s) tested and such sample(s) are retained for 30 days only.

Attention: To check the authenticity of testing /inspection report & certificate, please contact us at telephone: (86-755) 8307 1443, or email: CN.Doccheck@sgs.com

Test Mode: 17; Polarity: Horizontal; Modulation: OFDM; Channel: Low

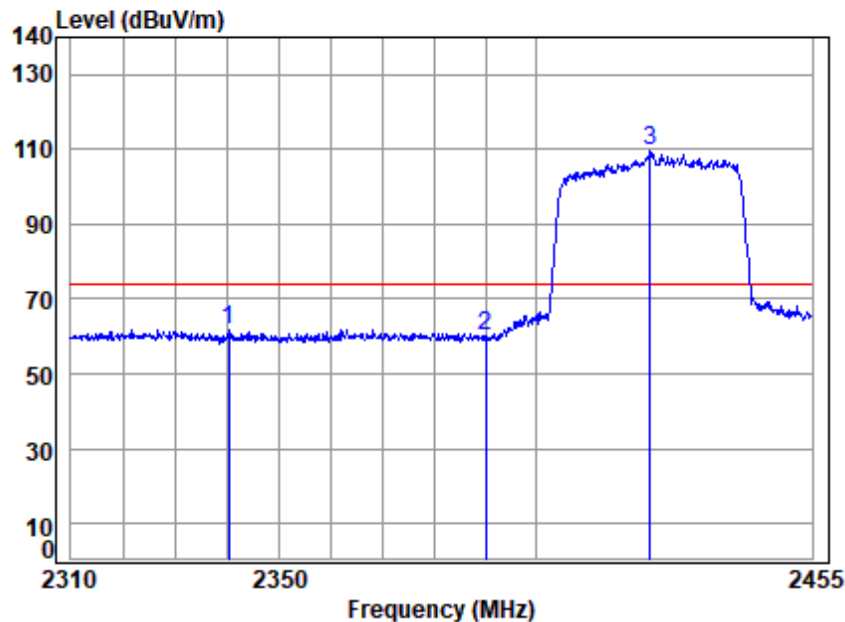


Site : chamber
Condition: 3m HORIZONTAL
Job No : 03030AT
Mode : 2422.5 Band edge
Note : 2.4G SDR 40M

		Cable	Ant	Preamp	Read	Limit	Over	
	Freq	Loss	Factor	Factor	Level	Line	Limit	Remark
	MHz	dB	dB/m	dB	dBuV	dBuV/m	dBuV/m	dB
1	2326.80	4.18	28.51	39.19	58.32	51.82	54.00	-2.18 Average
2	2390.00	4.25	28.76	39.22	57.45	51.24	54.00	-2.76 Average
3	2422.50	4.28	28.94	39.24	97.77	91.75	54.00	37.75 Average



Test Mode: 19; Polarity: Vertical; Modulation: OFDM; Channel: Low



Site : chamber
Condition: 3m VERTICAL
Job No : 03030AT
Mode : 2422.5 Band edge
Note : 2.4G SDR 40M

		Cable	Ant	Preamp	Read	Limit	Over	
	Freq	Loss	Factor	Factor	Level	Line	Limit	Remark
	MHz	dB	dB/m	dB	dBuV	dBuV/m	dBuV/m	dB
1	2340.15	4.20	28.56	39.19	68.25	61.82	74.00	-12.18 Peak
2	2390.00	4.25	28.76	39.22	66.20	59.99	74.00	-14.01 Peak
3	2422.50	4.28	28.94	39.24	115.81	109.79	74.00	35.79 Peak



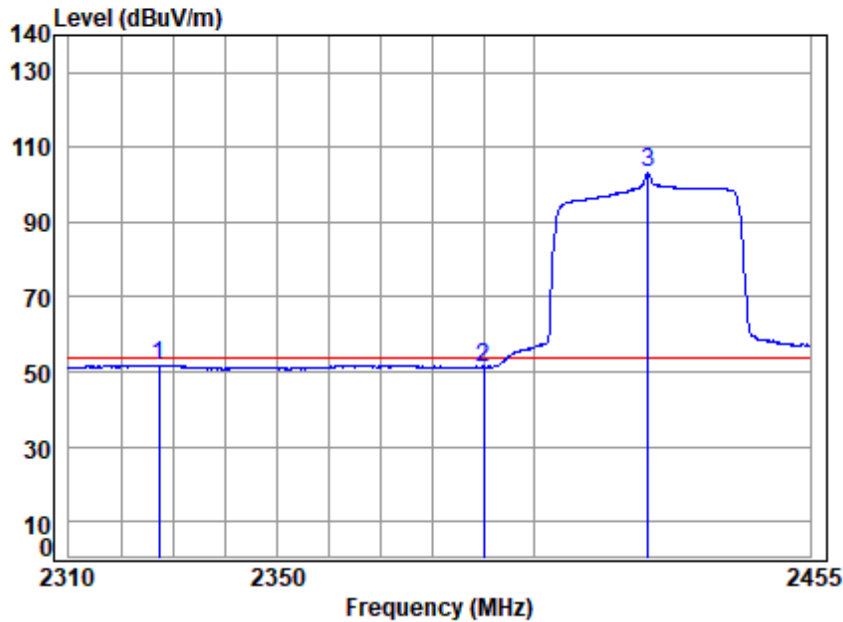
SGS-CSTC Standards Technical Services Co., Ltd. Shenzhen Branch

SZEMC-TRF-01 Rev. A/0 Aug01,2022

Report No.: SZCR230900303005

Page: 71 of 446

Test Mode: 19; Polarity: Vertical; Modulation: OFDM; Channel: Low



Site : chamber
Condition: 3m VERTICAL
Job No : 03030AT
Mode : 2422.5 Band edge
Note : 2.4G SDR 40M

		Cable	Ant	Preamp	Read	Limit	Over	
	Freq	Loss	Factor	Factor	Level	Line	Limit	Remark
	MHz	dB	dB/m	dB	dBuV	dBuV/m	dB	
1	2327.22	4.18	28.51	39.19	58.25	51.75	54.00	-2.25 Average
2	2390.00	4.25	28.76	39.22	57.53	51.32	54.00	-2.68 Average
3	2422.50	4.28	28.94	39.24	109.17	103.15	54.00	49.15 Average



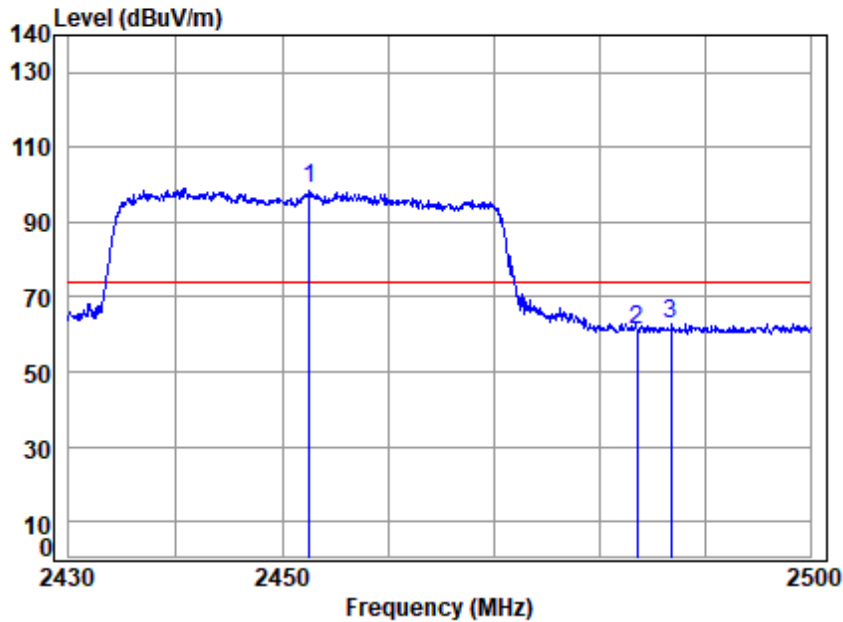
SGS-CSTC Standards Technical Services Co., Ltd.
Shenzhen Branch Inspection & Testing Laboratory

Unless otherwise agreed in writing, this document is issued by the Company subject to its General Conditions of Service printed overleaf, available on request or accessible at <https://www.sgs.com/en/Terms-and-Conditions>. Attention is drawn to the limitation of liability, indemnification and jurisdiction issues defined therein. Any holder of this document is advised that information contained hereon reflects the Company's findings at the time of its intervention only and within the limits of Client's instructions, if any. The Company's sole responsibility is to its Client and this document does not exonerate parties to a transaction from exercising all their rights and obligations under the transaction documents. This document cannot be reproduced except in full, without prior written approval of the Company. Any unauthorized alteration, forgery or falsification of the content or appearance of this document is unlawful and offenders may be prosecuted to the fullest extent of the law. Unless otherwise stated the results shown in this test report refer only to the sample(s) tested and such sample(s) are retained for 30 days only.

Attention: To check the authenticity of testing /inspection report & certificate, please contact us at telephone: (86-755) 8307 1443, or email: CN.Doccheck@sgs.com

No.1 Workshop, M-10, Middle Section, Science & Technology Park, Nanshan District, Shenzhen, Guangdong, China 518057 t (86-755) 26012053 f (86-755) 26710594 www.sgs.com.cn
中国·广东·深圳市南山区科技园中区M-10栋1号厂房 邮编: 518057 t (86-755) 26012053 f (86-755) 26710594 sgs.china@sgs.com

Test Mode: 19; Polarity: Horizontal; Modulation: OFDM; Channel: High



Site : chamber

Condition: 3m HORIZONTAL

Job No : 03030AT

Mode : 2452.5 Band edge

Note : 2.4G SDR 40M

		Cable	Ant	Preamp	Read	Limit	Over	
	Freq	Loss	Factor	Factor	Level	Level	Line	Limit Remark
	MHz	dB	dB/m	dB	dBuV	dBuV/m	dBuV/m	dB
1	2452.50	4.31	29.12	39.25	105.06	99.24	74.00	25.24 peak
2	2483.50	4.34	29.30	39.27	66.82	61.19	74.00	-12.81 peak
3	2486.76	4.35	29.32	39.27	68.67	63.07	74.00	-10.93 peak



Unless otherwise agreed in writing, this document is issued by the Company subject to its General Conditions of Service printed overleaf, available on request or accessible at <https://www.sgs.com/en/Terms-and-Conditions>. Attention is drawn to the limitation of liability, indemnification and jurisdiction issues defined therein. Any holder of this document is advised that information contained hereon reflects the Company's findings at the time of its intervention only and within the limits of Client's instructions, if any. The Company's sole responsibility is to its Client and this document does not exonerate parties to a transaction from exercising all their rights and obligations under the transaction documents. This document cannot be reproduced except in full, without prior written approval of the Company. Any unauthorized alteration, forgery or falsification of the content or appearance of this document is unlawful and offenders may be prosecuted to the fullest extent of the law. Unless otherwise stated the results shown in this test report refer only to the sample(s) tested and such sample(s) are retained for 30 days only.

Attention: To check the authenticity of testing /inspection report & certificate, please contact us at telephone: (86-755) 8307 1443, or email: CN.Doccheck@sgs.com

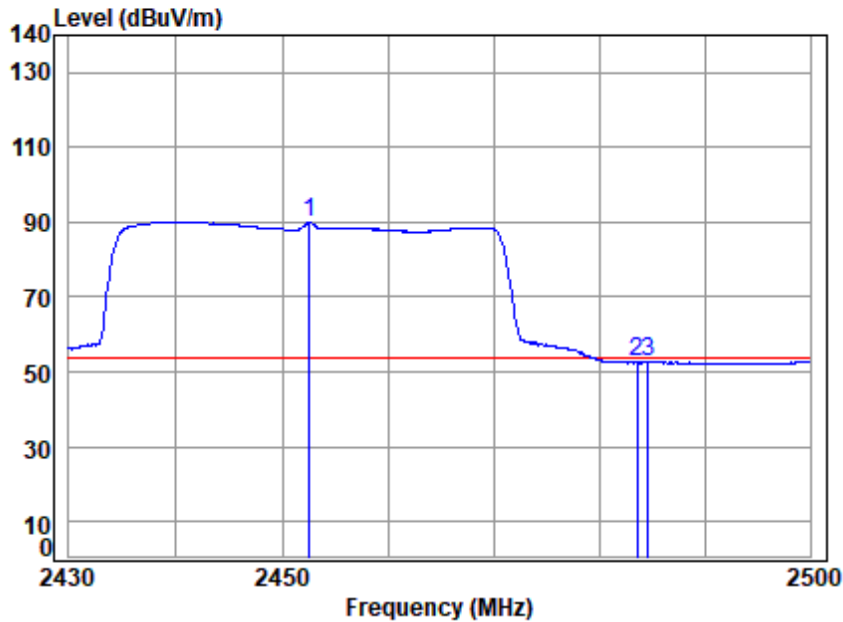
SGS-CSTC Standards Technical Services Co., Ltd. Shenzhen Branch

SZEMC-TRF-01 Rev. A/0 Aug01,2022

Report No.: SZCR230900303005

Page: 73 of 446

Test Mode: 19; Polarity: Horizontal; Modulation: OFDM; Channel: High



Site : chamber

Condition: 3m HORIZONTAL

Job No : 03030AT

Mode : 2452.5 Band edge

Note : 2.4G SDR 40M

		Cable	Ant	Preamp	Read	Limit	Over	
	Freq	Loss	Factor	Factor	Level	Level	Limit	Remark
	MHz	dB	dB/m	dB	dBuV	dBuV/m	dBuV/m	dB
1	2452.50	4.31	29.12	39.25	95.91	90.09	54.00	36.09 Average
2	2483.50	4.34	29.30	39.27	58.16	52.53	54.00	-1.47 Average
3	2484.50	4.35	29.31	39.27	58.39	52.78	54.00	-1.22 Average



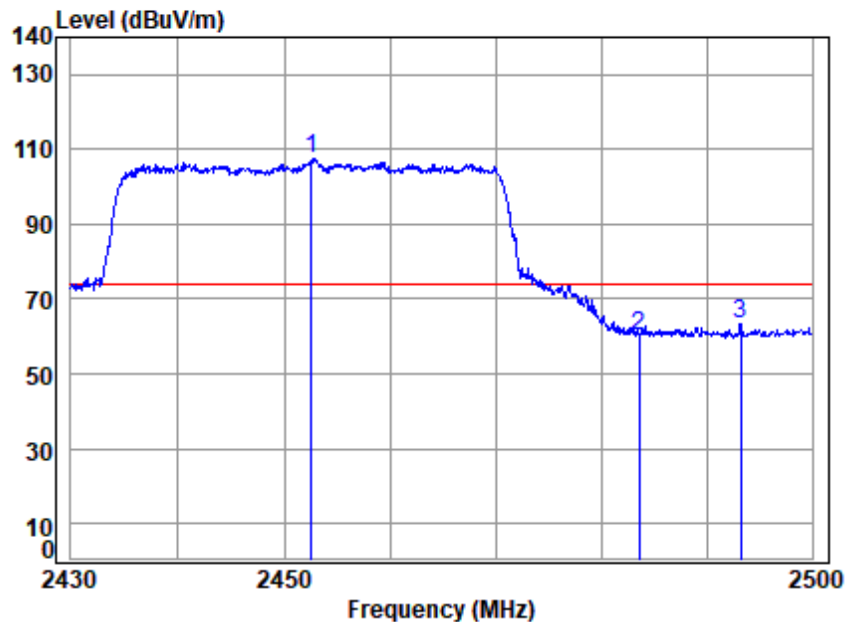
SGS-CSTC Standards Technical Services Co., Ltd.
Shenzhen Branch

Unless otherwise agreed in writing, this document is issued by the Company subject to its General Conditions of Service printed overleaf, available on request or accessible at <https://www.sgs.com/en/Terms-and-Conditions>. Attention is drawn to the limitation of liability, indemnification and jurisdiction issues defined therein. Any holder of this document is advised that information contained hereon reflects the Company's findings at the time of its intervention only and within the limits of Client's instructions, if any. The Company's sole responsibility is to its Client and this document does not exonerate parties to a transaction from exercising all their rights and obligations under the transaction documents. This document cannot be reproduced except in full, without prior written approval of the Company. Any unauthorized alteration, forgery or falsification of the content or appearance of this document is unlawful and offenders may be prosecuted to the fullest extent of the law. Unless otherwise stated the results shown in this test report refer only to the sample(s) tested and such sample(s) are retained for 30 days only.

Attention: To check the authenticity of testing /inspection report & certificate, please contact us at telephone: (86-755) 8307 1443, or email: CN.Doccheck@sgs.com

No.1 Workshop, M-10, Middle Section, Science & Technology Park, Nanshan District, Shenzhen, Guangdong, China 518057 t (86-755) 26012053 f (86-755) 26710594 www.sgs.com.cn
中国·广东·深圳市南山区科技园中区M-10栋1号厂房 邮编: 518057 t (86-755) 26012053 f (86-755) 26710594 sgs.china@sgs.com

Test Mode: 19; Polarity: Vertical; Modulation: OFDM; Channel: High



Site : chamber

Condition: 3m VERTICAL

Job No : 03030AT

Mode : 2452.5 Band edge

Note : 2.4G SDR 40M

		Cable	Ant	Preamp	Read	Limit	Over	
	Freq	Loss	Factor	Factor	Level	Line	Limit	Remark
	MHz	dB	dB/m	dB	dBuV	dBuV/m	dBuV/m	dB
1	2452.50	4.31	29.12	39.25	113.50	107.68	74.00	33.68 Peak
2	2483.50	4.34	29.30	39.27	66.01	60.38	74.00	-13.62 Peak
3	2493.19	4.35	29.36	39.27	68.87	63.31	74.00	-10.69 Peak



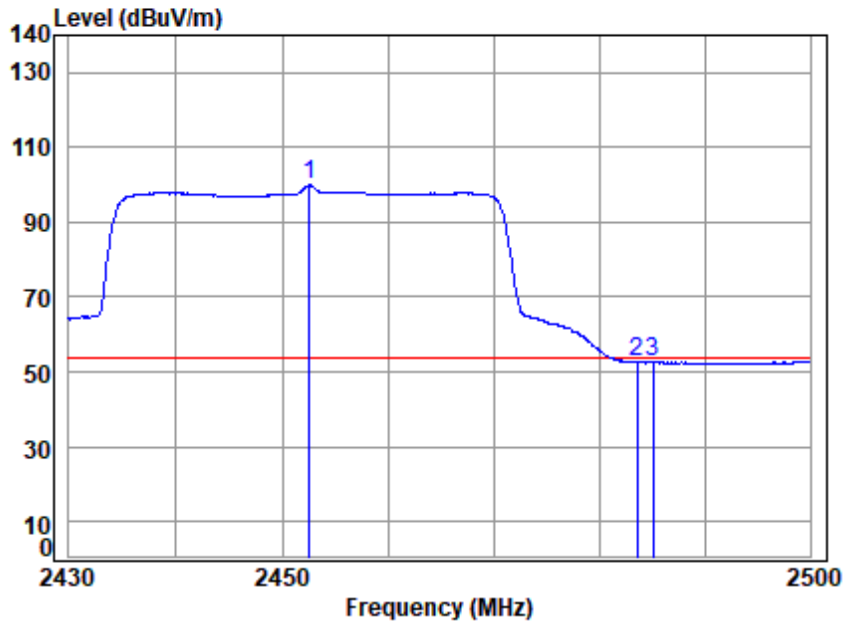
SGS-CSTC Standards Technical Services Co., Ltd. Shenzhen Branch

SZEMC-TRF-01 Rev. A/0 Aug01,2022

Report No.: SZCR230900303005

Page: 75 of 446

Test Mode: 19; Polarity: Vertical; Modulation: OFDM; Channel: High



Site : chamber
Condition: 3m VERTICAL
Job No : 03030AT
Mode : 2452.5 Band edge
Note : 2.4G SDR 40M

		Cable	Ant	Preamp	Read	Limit	Over	
	Freq	Loss	Factor	Factor	Level	Level	Line	Limit Remark
	MHz	dB	dB/m	dB	dBuV	dBuV/m	dBuV/m	dB
1	2452.50	4.31	29.12	39.25	105.79	99.97	54.00	45.97 Average
2	2483.50	4.34	29.30	39.27	58.19	52.56	54.00	-1.44 Average
3	2484.99	4.35	29.31	39.27	58.37	52.76	54.00	-1.24 Average



SGS-CSTC Standards Technical Services Co., Ltd.
Shenzhen Branch Inspection & Testing Laboratory

Unless otherwise agreed in writing, this document is issued by the Company subject to its General Conditions of Service printed overleaf, available on request or accessible at <https://www.sgs.com/en/Terms-and-Conditions>. Attention is drawn to the limitation of liability, indemnification and jurisdiction issues defined therein. Any holder of this document is advised that information contained hereon reflects the Company's findings at the time of its intervention only and within the limits of Client's instructions, if any. The Company's sole responsibility is to its Client and this document does not exonerate parties to a transaction from exercising all their rights and obligations under the transaction documents. This document cannot be reproduced except in full, without prior written approval of the Company. Any unauthorized alteration, forgery or falsification of the content or appearance of this document is unlawful and offenders may be prosecuted to the fullest extent of the law. Unless otherwise stated the results shown in this test report refer only to the sample(s) tested and such sample(s) are retained for 30 days only.

Attention: To check the authenticity of testing /inspection report & certificate, please contact us at telephone: (86-755) 8307 1443, or email: CN.Doccheck@sgs.com

No.1 Workshop, M-10, Middle Section, Science & Technology Park, Nanshan District, Shenzhen, Guangdong, China 518057 t (86-755) 26012053 f (86-755) 26710594 www.sgsgroup.com.cn
中国·广东·深圳市南山区科技园中区M-10栋1号厂房 邮编: 518057 t (86-755) 26012053 f (86-755) 26710594 sgs.china@sgs.com

SGS-CSTC Standards Technical Services Co., Ltd. Shenzhen Branch

SZEMC-TRF-01 Rev. A/0 Aug01,2022

Report No.: SZCR230900303005

Page: 76 of 446

7.8 Radiated Spurious Emissions Below 1GHz

Test Requirement 47 CFR Part 15, Subpart C 15.205 & 15.209

Test Method: ANSI C63.10 (2013) Section 6.4,6.5

Measurement Distance: 3m

Limit:

Frequency(MHz)	Field strength(microvolts/meter)	Measurement distance(meters)
0.009-0.490	2400/F(kHz)	300
0.490-1.705	24000/F(kHz)	30
1.705-30.0	30	30
30-88	100	3
88-216	150	3
216-960	200	3
960-1000	500	3

7.8.1 E.U.T. Operation

Operating Environment:

Temperature: 23.2 °C

Humidity: 45.8 % RH

Atmospheric Pressure: 1000 mbar

7.8.2 Test Mode Description

Pre-scan / Final test	Mode Code	Description
Pre-scan	08	TX mode (2.4G SDR_1.4MHz)_Keep the EUT in transmitting mode
Final test	09	TX mode (2.4G SDR_1.4MHz) + Charging_Keep the EUT in transmitting mode and charged by adapter
Pre-scan	10	TX mode (2.4G SDR_3MHz)_Keep the EUT in transmitting mode
Pre-scan	11	TX mode (2.4G SDR_3MHz) + Charging_Keep the EUT in transmitting mode and charged by adapter
Pre-scan	12	TX mode (2.4G SDR_5MHz)_Keep the EUT in transmitting mode
Pre-scan	13	TX mode (2.4G SDR_5MHz) + Charging_Keep the EUT in transmitting mode and charged by adapter
Pre-scan	14	TX mode (2.4G SDR_10MHz)_Keep the EUT in transmitting mode
Pre-scan	15	TX mode (2.4G SDR_10MHz) + Charging_Keep the EUT in transmitting mode and charged by adapter
Pre-scan	16	TX mode (2.4G SDR_20MHz)_Keep the EUT in transmitting mode
Pre-scan	17	TX mode (2.4G SDR_20MHz) + Charging_Keep the EUT in transmitting mode and charged by adapter
Pre-scan	18	TX mode (2.4G SDR_40MHz)_Keep the EUT in transmitting mode



Unless otherwise agreed in writing, this document is issued by the Company subject to its General Conditions of Service printed overleaf, available on request or accessible at <https://www.sgs.com/en/Terms-and-Conditions>. Attention is drawn to the limitation of liability, indemnification and jurisdiction issues defined therein. Any holder of this document is advised that information contained hereon reflects the Company's findings at the time of its intervention only and within the limits of Client's instructions, if any. The Company's sole responsibility is to its Client and this document does not exonerate parties to a transaction from exercising all their rights and obligations under the transaction documents. This document cannot be reproduced except in full, without prior written approval of the Company. Any unauthorized alteration, forgery or falsification of the content or appearance of this document is unlawful and offenders may be prosecuted to the fullest extent of the law. Unless otherwise stated the results shown in this test report refer only to the sample(s) tested and such sample(s) are retained for 30 days only.

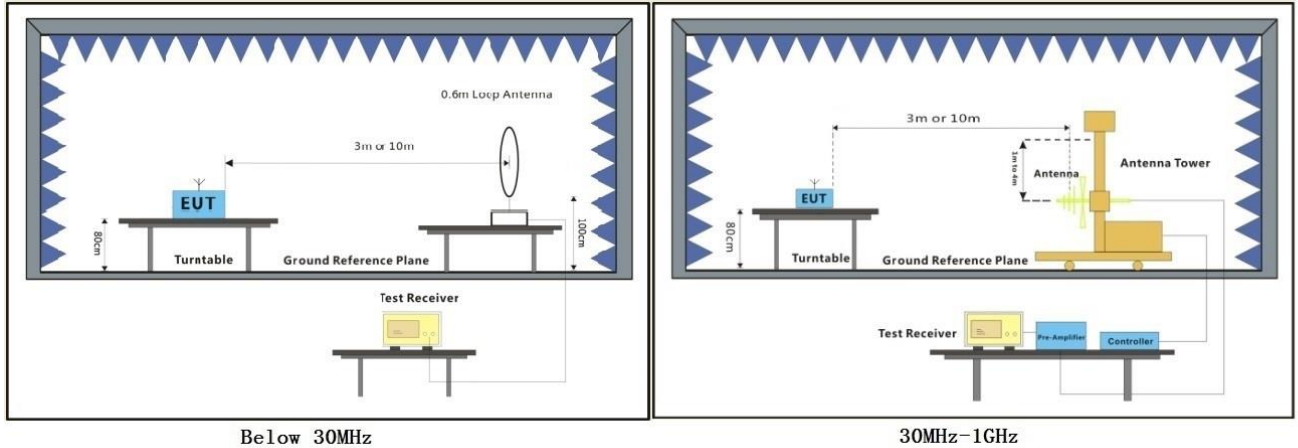
Attention: To check the authenticity of testing /inspection report & certificate, please contact us at telephone: (86-755) 8307 1443, or email: CN.Doccheck@sgs.com

SGS-CSTC Standards Technical Services Co., Ltd.
Shenzhen Branch (Shenzhen) Laboratory

No.1 Workshop, M-10, Middle Section, Science & Technology Park, Nanshan District, Shenzhen, Guangdong, China 518057 t (86-755) 26012053 f (86-755) 26710594 www.sgsgroup.com.cn
中国·广东·深圳市南山区科技园中区M-10栋1号厂房 邮编: 518057 t (86-755) 26012053 f (86-755) 26710594 sgs.china@sgs.com

Pre-scan	19	TX mode (2.4G SDR_40MHz) + Charging_Keep the EUT in transmitting mode and charged by adapter
----------	----	--

7.8.3 Test Setup Diagram



Unless otherwise agreed in writing, this document is issued by the Company subject to its General Conditions of Service printed overleaf, available on request or accessible at <https://www.sgs.com/en/Terms-and-Conditions>. Attention is drawn to the limitation of liability, indemnification and jurisdiction issues defined therein. Any holder of this document is advised that information contained hereon reflects the Company's findings at the time of its intervention only and within the limits of Client's instructions, if any. The Company's sole responsibility is to its Client and this document does not exonerate parties to a transaction from exercising all their rights and obligations under the transaction documents. This document cannot be reproduced except in full, without prior written approval of the Company. Any unauthorized alteration, forgery or falsification of the content or appearance of this document is unlawful and offenders may be prosecuted to the fullest extent of the law. Unless otherwise stated the results shown in this test report refer only to the sample(s) tested and such sample(s) are retained for 30 days only.

Attention: To check the authenticity of testing /inspection report & certificate, please contact us at telephone: (86-755) 8307 1443, or email: CN.Doccheck@sgs.com

SGS-CSTC Standards Technical Services Co., Ltd.
Shenzhen Branch Testing & Calibration Laboratory

No.1 Workshop, M-10, Middle Section, Science & Technology Park, Nanshan District, Shenzhen, Guangdong, China 518057 t (86-755) 26012053 f (86-755) 26710594 www.sgsgroup.com.cn
中国·广东·深圳市南山区科技园中区M-10栋1号厂房 邮编: 518057 t (86-755) 26012053 f (86-755) 26710594 sgs.china@sgs.com

7.8.4 Measurement Procedure and Data

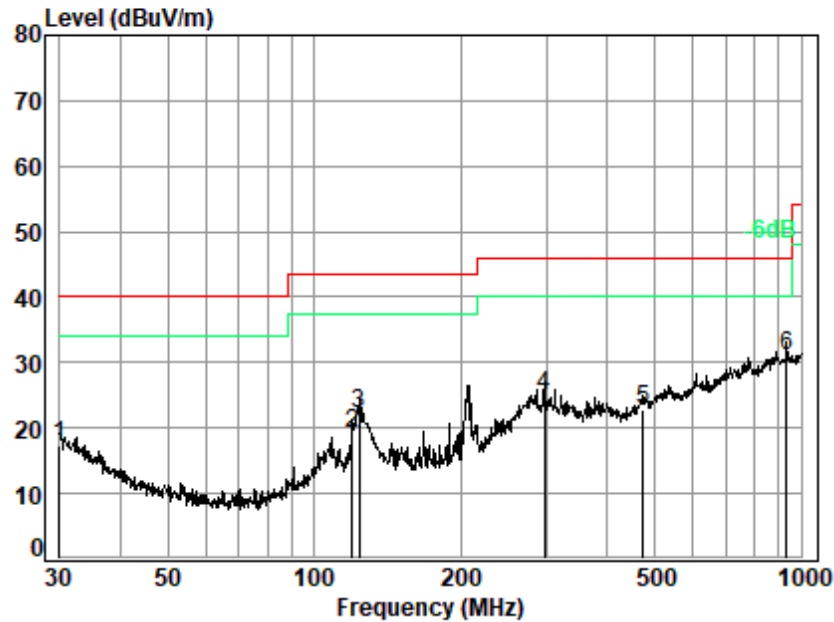
- a. For below 1GHz, the EUT was placed on the top of a rotating table 0.8 meters above the ground at a 3 or 10 meter semi-anechoic chamber. The table was rotated 360 degrees to determine the position of the highest radiation.
- b. The EUT was set 3 or 10 meters away from the interference-receiving antenna, which was mounted on the top of a variable-height antenna tower.
- c. The antenna height is varied from one meter to four meters above the ground to determine the maximum value of the field strength. Both horizontal and vertical polarizations of the antenna are set to make the measurement.
- d. For each suspected emission, the EUT was arranged to its worst case and then the antenna was tuned to heights from 1 meter to 4 meters (for the test frequency of below 30MHz, the antenna was tuned to heights 1 meter) and the rotatable table was turned from 0 degrees to 360 degrees to find the maximum reading.
- e. The test-receiver system was set to Peak Detect Function and Specified Bandwidth with Maximum Hold Mode.
- f. If the emission level of the EUT in peak mode was 10dB lower than the limit specified, then testing could be stopped and the peak values of the EUT would be reported. Otherwise the emissions that did not have 10dB margin would be re-tested one by one using quasi-peak method as specified and then reported in a data sheet.
- g. Test the EUT in the lowest channel, the middle channel, the Highest channel.
- h. The radiation measurements are performed in X, Y, Z axis positioning for Transmitting mode, and found the X axis positioning which it is the worst case.
- i. Repeat above procedures until all frequencies measured was complete.

Remark:

1. Level= Read Level+ Cable Loss+ Antenna Factor- Preamp Factor
2. Scan from 9kHz to 30MHz, the disturbance below 30MHz was very low. The points marked on above plots are the highest emissions could be found when testing, so only above points had been displayed. The amplitude of spurious emissions from the radiator which are attenuated more than 20dB below the limit need not be reported.
3. The disturbance below 1GHz was very low and the harmonics were the highest point could be found when testing, so only the above harmonics had been displayed.



Test Mode: 09; Polarity: Horizontal; Modulation: OFDM; Channel: Middle



Site : chamber
Condition: 3m HORIZONTAL
Job No. : 03030AT
Test Mode: 09

	Ant	Cable	Preamp	Read		Limit	Over	
Freq	Factor	Loss	Factor	Level	Level	Line	Limit	Remark
MHz	dB/m	dB	dB	dBuV	dBuV/m	dBuV/m	dB	
1	30.00	21.47	0.64	27.80	22.95	17.26	40.00	-22.74 QP
2	119.86	11.80	1.30	27.54	33.66	19.22	43.50	-24.28 QP
3	123.70	11.64	1.32	27.52	36.81	22.25	43.50	-21.25 QP
4	297.22	18.48	2.16	26.90	31.20	24.94	46.00	-21.06 QP
5	473.83	23.01	2.80	27.67	24.66	22.80	46.00	-23.20 QP
6 q	935.55	28.55	4.18	26.96	25.33	31.10	46.00	-14.90 QP



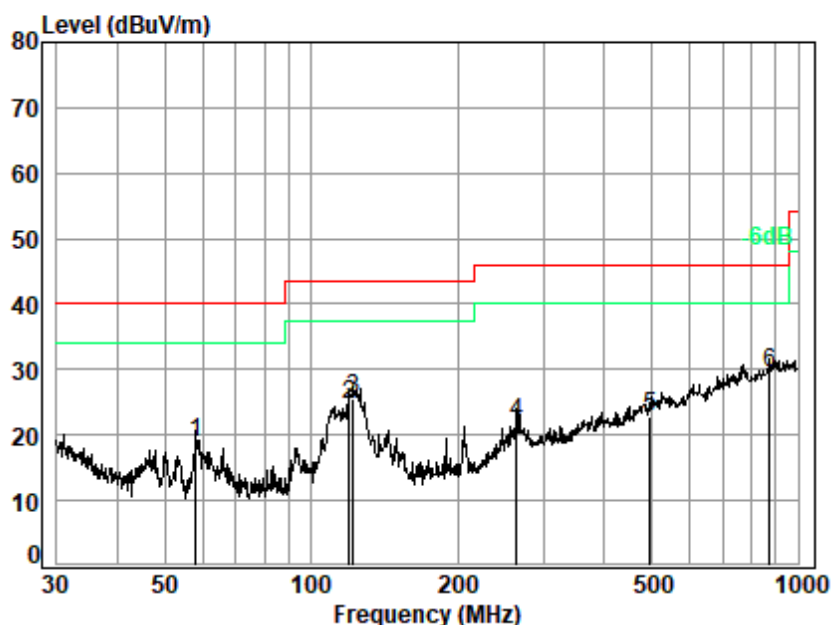
SGS-CSTC Standards Technical Services Co., Ltd. Shenzhen Branch

SZEMC-TRF-01 Rev. A/0 Aug01,2022

Report No.: SZCR230900303005

Page: 80 of 446

Test Mode: 09; Polarity: Vertical; Modulation: OFDM; Channel: Middle



Site : chamber
Condition: 3m VERTICAL
Job No. : 03030AT
Test Mode: 09

	Ant	Cable	Preamp	Read		Limit	Over	
	Freq	Factor	Loss	Factor	Level	Level	Line	Limit Remark
	MHz	dB/m	dB	dB	dBuV	dBuV/m	dBuV/m	dB
1	57.80	11.52	0.90	27.73	34.10	18.79	40.00	-21.21 QP
2	119.86	11.80	1.30	27.54	39.11	24.67	43.50	-18.83 QP
3	121.98	11.71	1.31	27.53	39.92	25.41	43.50	-18.09 QP
4	263.82	17.85	2.01	27.02	29.21	22.05	46.00	-23.95 QP
5	495.93	22.98	2.88	27.77	24.78	22.87	46.00	-23.13 QP
6 q	875.25	28.20	4.03	27.25	24.57	29.55	46.00	-16.45 QP



SGS-CSTC Standards Technical Services Co., Ltd.
Shenzhen Branch (SZEMC) Laboratory

Unless otherwise agreed in writing, this document is issued by the Company subject to its General Conditions of Service printed overleaf, available on request or accessible at <https://www.sgs.com/en/Terms-and-Conditions>. Attention is drawn to the limitation of liability, indemnification and jurisdiction issues defined therein. Any holder of this document is advised that information contained hereon reflects the Company's findings at the time of its intervention only and within the limits of Client's instructions, if any. The Company's sole responsibility is to its Client and this document does not exonerate parties to a transaction from exercising all their rights and obligations under the transaction documents. This document cannot be reproduced except in full, without prior written approval of the Company. Any unauthorized alteration, forgery or falsification of the content or appearance of this document is unlawful and offenders may be prosecuted to the fullest extent of the law. Unless otherwise stated the results shown in this test report refer only to the sample(s) tested and such sample(s) are retained for 30 days only.

Attention: To check the authenticity of testing /inspection report & certificate, please contact us at telephone: (86-755) 8307 1443, or email: CN.Doccheck@sgs.com

No.1 Workshop, M-10, Middle Section, Science & Technology Park, Nanshan District, Shenzhen, Guangdong, China 518057 t (86-755) 26012053 f (86-755) 26710594 www.sgsgroup.com.cn
中国·广东·深圳市南山区科技园中区M-10栋1号厂房 邮编: 518057 t (86-755) 26012053 f (86-755) 26710594 sgs.china@sgs.com

7.9 Radiated Spurious Emissions Above 1GHz

Test Requirement 47 CFR Part 15, Subpart C 15.205 & 15.209

Test Method: ANSI C63.10 (2013) Section 6.6

Measurement Distance: 3m

Limit:

Frequency(MHz)	Field strength(microvolts/meter)	Measurement distance(meters)
Above 1000	500	3

7.9.1 E.U.T. Operation

Operating Environment:

Temperature: 21.5 °C

Humidity: 52.3 % RH

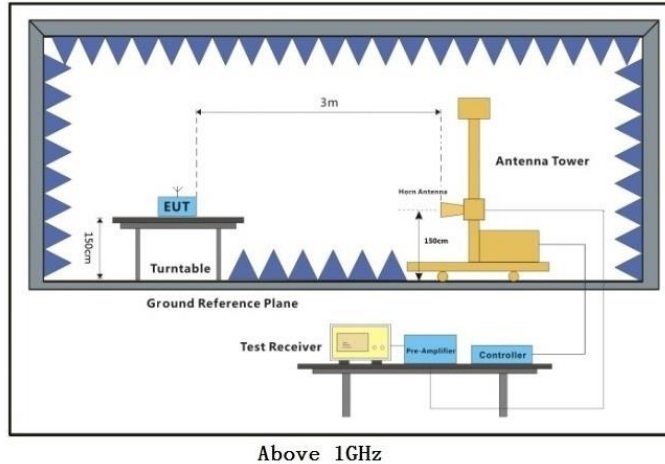
Atmospheric Pressure: 1000 mbar

7.9.2 Test Mode Description

Pre-scan / Final test	Mode Code	Description
Pre-scan	08	TX mode (2.4G SDR_1.4MHz)_Keep the EUT in transmitting mode
Final test	09	TX mode (2.4G SDR_1.4MHz) + Charging_Keep the EUT in transmitting mode and charged by adapter
Pre-scan	10	TX mode (2.4G SDR_3MHz)_Keep the EUT in transmitting mode
Pre-scan	11	TX mode (2.4G SDR_3MHz) + Charging_Keep the EUT in transmitting mode and charged by adapter
Pre-scan	12	TX mode (2.4G SDR_5MHz)_Keep the EUT in transmitting mode
Pre-scan	13	TX mode (2.4G SDR_5MHz) + Charging_Keep the EUT in transmitting mode and charged by adapter
Pre-scan	14	TX mode (2.4G SDR_10MHz)_Keep the EUT in transmitting mode
Final test	15	TX mode (2.4G SDR_10MHz) + Charging_Keep the EUT in transmitting mode and charged by adapter
Pre-scan	16	TX mode (2.4G SDR_20MHz)_Keep the EUT in transmitting mode
Pre-scan	17	TX mode (2.4G SDR_20MHz) + Charging_Keep the EUT in transmitting mode and charged by adapter
Pre-scan	18	TX mode (2.4G SDR_40MHz)_Keep the EUT in transmitting mode
Pre-scan	19	TX mode (2.4G SDR_40MHz) + Charging_Keep the EUT in transmitting mode and charged by adapter



7.9.3 Test Setup Diagram



7.9.4 Measurement Procedure and Data

- a. For above 1GHz, the EUT was placed on the top of a rotating table 1.5 meters above the ground at a 3 meter fully-anechoic chamber. The table was rotated 360 degrees to determine the position of the highest radiation.
- b. The EUT was set 3 meters away from the interference-receiving antenna, which was mounted on the top of a variable-height antenna tower.
- c. The antenna height is varied from one meter to four meters above the ground to determine the maximum value of the field strength. Both horizontal and vertical polarizations of the antenna are set to make the measurement.
- d. For each suspected emission, the EUT was arranged to its worst case and then the antenna was tuned to heights from 1 meter to 4 meters (for the test frequency of below 30MHz, the antenna was tuned to heights 1 meter) and the rotatable table was turned from 0 degrees to 360 degrees to find the maximum reading.
- e. The test-receiver system was set to Peak Detect Function and Specified Bandwidth with Maximum Hold Mode.
- f. If the emission level of the EUT in peak mode was 10dB lower than the limit specified, then testing could be stopped and the peak values of the EUT would be reported. Otherwise the emissions that did not have 10dB margin would be re-tested one by one using peak or average method as specified and then reported in a data sheet.
- g. Test the EUT in the lowest channel, the middle channel, the Highest channel.
- h. The radiation measurements are performed in X, Y, Z axis positioning for Transmitting mode, and found the X axis positioning which it is the worst case.
- i. Repeat above procedures until all frequencies measured was complete.

Remark:

1. Level= Read Level+ Cable Loss+ Antenna Factor- Preamp Factor
2. Scan from 1GHz to 25GHz, the disturbance above 18GHz was very low. The points marked on above plots are the highest emissions could be found when testing, so only above points had been displayed. The amplitude of spurious emissions from the radiator which are attenuated more than 20dB below the limit need not be reported.
3. As shown in this section, for frequencies above 1GHz, the field strength limits are based on average limits. However, the peak field strength of any emission shall not exceed the maximum permitted average limits specified above by more than 20 dB under any condition of modulation. For the emissions whose peak level is lower than the average limit, only the peak measurement is shown in the report.



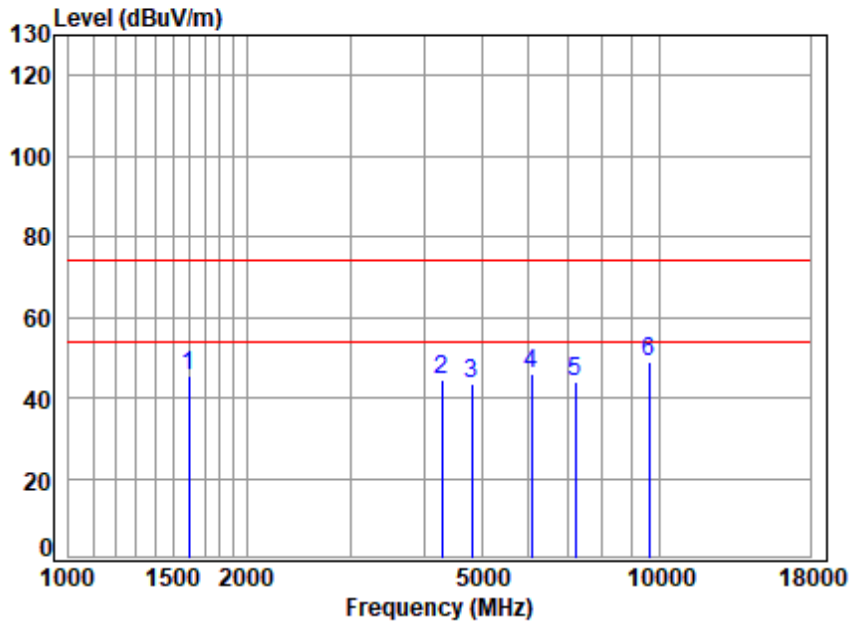
SGS-CSTC Standards Technical Services Co., Ltd. Shenzhen Branch

SZEMC-TRF-01 Rev. A/0 Aug01,2022

Report No.: SZCR230900303005

Page: 84 of 446

Test Mode: 09; Polarity: Horizontal; Modulation: OFDM; Channel: Low



Site : chamber
Condition: 3m HORIZONTAL
Job No : 03030AT
Mode : 2403.5 TX RSE
Note : 2.4G SDR 1.4M

		Cable	Ant	Preamp	Read	Limit	Over	
	Freq	Loss	Factor	Factor	Level	Level	Line	Limit Remark
	MHz	dB	dB/m	dB	dBuV	dBuV/m	dBuV/m	dB
1	1597.18	3.37	26.47	38.81	54.38	45.41	74.00	-28.59 peak
2	4291.98	6.57	33.60	40.52	44.69	44.34	74.00	-29.66 peak
3	4807.00	7.05	33.83	40.88	43.44	43.44	74.00	-30.56 peak
4	6071.42	8.17	35.04	41.34	43.96	45.83	74.00	-28.17 peak
5	7210.50	8.52	35.80	40.47	40.32	44.17	74.00	-29.83 peak
6	9614.00	10.39	37.10	37.04	38.45	48.90	74.00	-25.10 peak



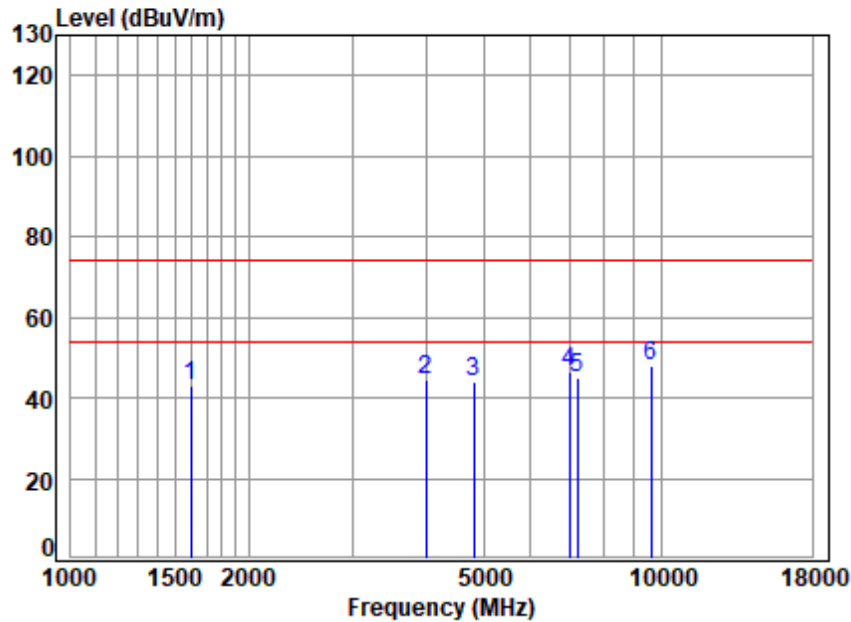
SGS-CSTC Standards Technical Services Co., Ltd.
Shenzhen Branch (SZEMC) Laboratory

Unless otherwise agreed in writing, this document is issued by the Company subject to its General Conditions of Service printed overleaf, available on request or accessible at <https://www.sgs.com/en/Terms-and-Conditions>. Attention is drawn to the limitation of liability, indemnification and jurisdiction issues defined therein. Any holder of this document is advised that information contained hereon reflects the Company's findings at the time of its intervention only and within the limits of Client's instructions, if any. The Company's sole responsibility is to its Client and this document does not exonerate parties to a transaction from exercising all their rights and obligations under the transaction documents. This document cannot be reproduced except in full, without prior written approval of the Company. Any unauthorized alteration, forgery or falsification of the content or appearance of this document is unlawful and offenders may be prosecuted to the fullest extent of the law. Unless otherwise stated the results shown in this test report refer only to the sample(s) tested and such sample(s) are retained for 30 days only.

Attention: To check the authenticity of testing / inspection report & certificate, please contact us at telephone: (86-755) 8307 1443, or email: CN.Doccheck@sgs.com

No.1 Workshop, M-10, Middle Section, Science & Technology Park, Nanshan District, Shenzhen, Guangdong, China 518057 t (86-755) 26012053 f (86-755) 26710594 www.sgs.com.cn
中国·广东·深圳市南山区科技园中区M-10栋1号厂房 邮编: 518057 t (86-755) 26012053 f (86-755) 26710594 sgs.china@sgs.com

Test Mode: 09; Polarity: Vertical; Modulation: OFDM; Channel: Low



Site : chamber
Condition: 3m VERTICAL
Job No : 03030AT
Mode : 2403.5 TX RSE
Note : 2.4G SDR 1.4M

		Cable	Ant	Preamp	Read	Limit	Over	
	Freq	Loss	Factor	Factor	Level	Level	Line	Limit Remark
	MHz	dB	dB/m	dB	dBuV	dBuV/m	dBuV/m	dB
1	1597.18	3.37	26.47	38.81	51.84	42.87	74.00	-31.13 peak
2	3992.78	6.27	32.69	40.29	45.69	44.36	74.00	-29.64 peak
3	4807.00	7.05	33.83	40.88	43.97	43.97	74.00	-30.03 peak
4	6995.17	8.32	35.79	40.60	42.72	46.23	74.00	-27.77 peak
5	7210.50	8.52	35.80	40.47	41.00	44.85	74.00	-29.15 peak
6	9614.00	10.39	37.10	37.04	37.40	47.85	74.00	-26.15 peak



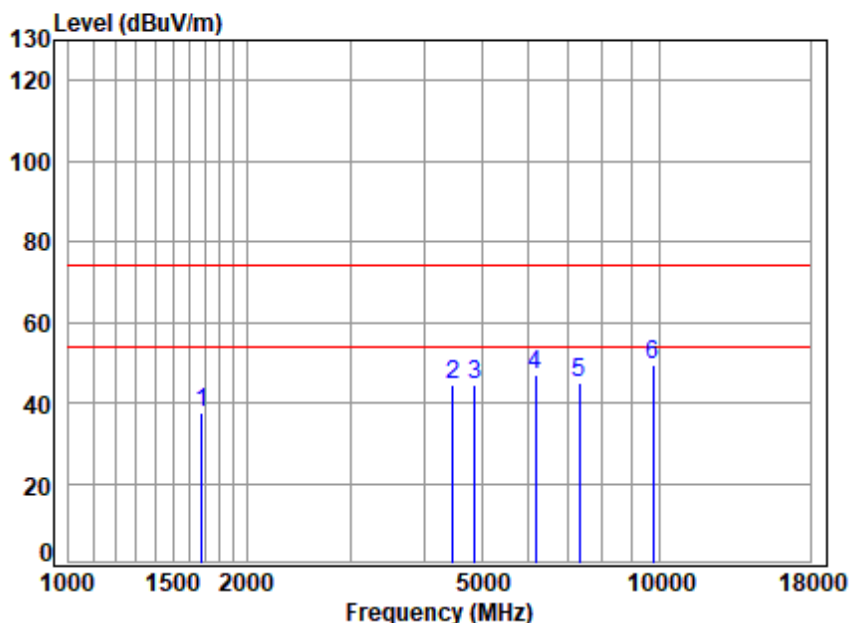
SGS-CSTC Standards Technical Services Co., Ltd. Shenzhen Branch

SZEMC-TRF-01 Rev. A/0 Aug01,2022

Report No.: SZCR230900303005

Page: 86 of 446

Test Mode: 09; Polarity: Horizontal; Modulation: OFDM; Channel: middle



Site : chamber
 Condition: 3m HORIZONTAL
 Job No : 03030AT
 Mode : 2437.5 TX RSE
 Note : 2.4G SDR 1.4M

	Freq	Cable Loss	Ant Factor	Preamp Factor	Read Level	Level	Limit Line	Over Limit	Remark
	MHz	dB	dB/m	dB	dBuV	dBuV/m	dBuV/m	dB	
1	1682.48	3.47	26.77	38.85	45.95	37.34	74.00	-36.66	peak
2	4469.21	6.74	33.50	40.65	44.87	44.46	74.00	-29.54	peak
3	4875.00	7.10	34.05	40.92	44.18	44.41	74.00	-29.59	peak
4	6159.80	8.19	35.20	41.26	44.72	46.85	74.00	-27.15	peak
5	7312.50	8.61	35.90	40.40	40.88	44.99	74.00	-29.01	peak
6	9750.00	10.45	37.20	36.81	38.48	49.32	74.00	-24.68	peak



SGS-CSTC Standards Technical Services Co., Ltd.
 Shenzhen Branch Inspection & Testing Laboratory

Unless otherwise agreed in writing, this document is issued by the Company subject to its General Conditions of Service printed overleaf, available on request or accessible at <https://www.sgs.com/en/Terms-and-Conditions>. Attention is drawn to the limitation of liability, indemnification and jurisdiction issues defined therein. Any holder of this document is advised that information contained hereon reflects the Company's findings at the time of its intervention only and within the limits of Client's instructions, if any. The Company's sole responsibility is to its Client and this document does not exonerate parties to a transaction from exercising all their rights and obligations under the transaction documents. This document cannot be reproduced except in full, without prior written approval of the Company. Any unauthorized alteration, forgery or falsification of the content or appearance of this document is unlawful and offenders may be prosecuted to the fullest extent of the law. Unless otherwise stated the results shown in this test report refer only to the sample(s) tested and such sample(s) are retained for 30 days only.

Attention: To check the authenticity of testing /inspection report & certificate, please contact us at telephone: (86-755) 8307 1443, or email: CN.Doccheck@sgs.com

No.1 Workshop, M-10, Middle Section, Science & Technology Park, Nanshan District, Shenzhen, Guangdong, China 518057 t (86-755) 26012053 f (86-755) 26710594 www.sgs.com.cn
 中国·广东·深圳市南山区科技园中区M-10栋1号厂房 邮编: 518057 t (86-755) 26012053 f (86-755) 26710594 sgs.china@sgs.com

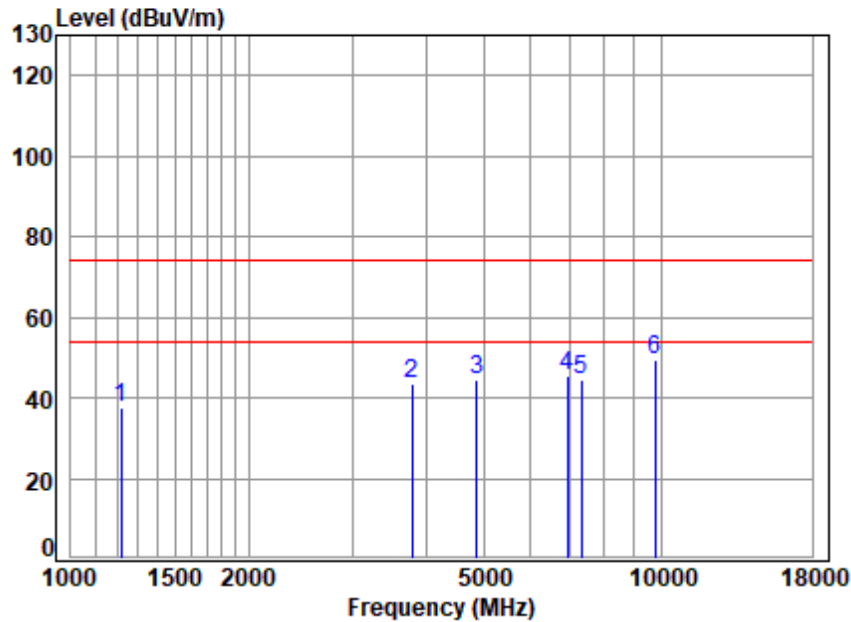
SGS-CSTC Standards Technical Services Co., Ltd. Shenzhen Branch

SZEMC-TRF-01 Rev. A/0 Aug01,2022

Report No.: SZCR230900303005

Page: 87 of 446

Test Mode: 09; Polarity: Vertical; Modulation: OFDM; Channel: middle



Site : chamber
Condition: 3m VERTICAL
Job No : 03030AT
Mode : 2437.5 TX RSE
Note : 2.4G SDR 1.4M

	Freq	Cable Loss	Ant Factor	Preamp Factor	Read Level	Level	Limit Line	Over Limit	Remark
	MHz	dB	dB/m	dB	dBuV	dBuV/m	dBuV/m	dB	
1	1217.19	2.83	24.43	38.57	48.86	37.55	74.00	-36.45	peak
2	3790.36	6.00	32.74	40.15	44.72	43.31	74.00	-30.69	peak
3	4875.00	7.10	34.05	40.92	44.13	44.36	74.00	-29.64	peak
4	6934.78	8.31	35.67	40.65	42.05	45.38	74.00	-28.62	peak
5	7312.50	8.61	35.90	40.40	40.36	44.47	74.00	-29.53	peak
6	9750.00	10.45	37.20	36.81	38.58	49.42	74.00	-24.58	peak



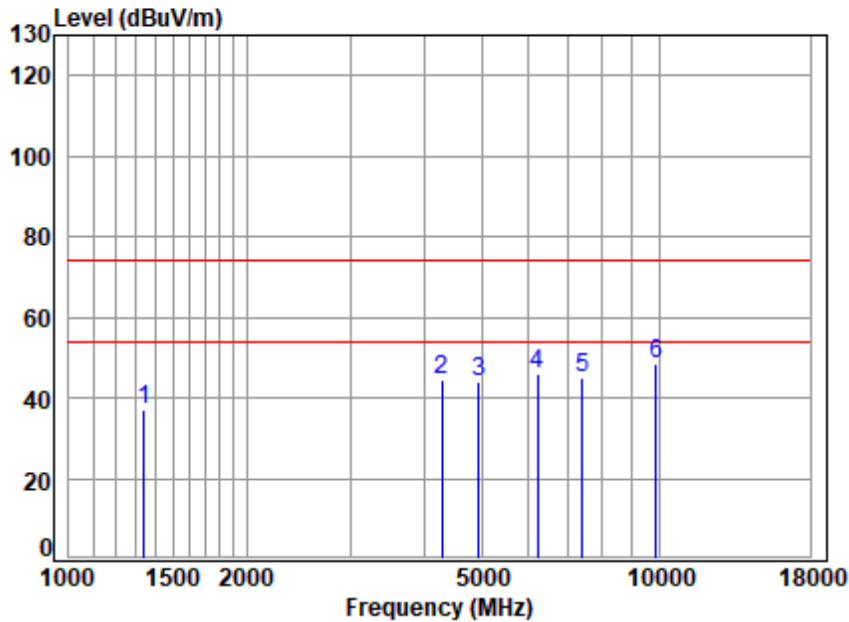
Unless otherwise agreed in writing, this document is issued by the Company subject to its General Conditions of Service printed overleaf, available on request or accessible at <https://www.sgs.com/en/Terms-and-Conditions>. Attention is drawn to the limitation of liability, indemnification and jurisdiction issues defined therein. Any holder of this document is advised that information contained hereon reflects the Company's findings at the time of its intervention only and within the limits of Client's instructions, if any. The Company's sole responsibility is to its Client and this document does not exonerate parties to a transaction from exercising all their rights and obligations under the transaction documents. This document cannot be reproduced except in full, without prior written approval of the Company. Any unauthorized alteration, forgery or falsification of the content or appearance of this document is unlawful and offenders may be prosecuted to the fullest extent of the law. Unless otherwise stated the results shown in this test report refer only to the sample(s) tested and such sample(s) are retained for 30 days only.

Attention: To check the authenticity of testing /inspection report & certificate, please contact us at telephone: (86-755) 8307 1443, or email: CN.Doccheck@sgs.com

SGS-CSTC Standards Technical Services Co., Ltd.
Shenzhen Branch Inspection & Testing Laboratory

No.1 Workshop, M-10, Middle Section, Science & Technology Park, Nanshan District, Shenzhen, Guangdong, China 518057 t (86-755) 26012053 f (86-755) 26710594 www.sgs.com.cn
中国·广东·深圳市南山区科技园中区M-10栋1号厂房 邮编: 518057 t (86-755) 26012053 f (86-755) 26710594 sgs.china@sgs.com

Test Mode: 09; Polarity: Horizontal; Modulation: OFDM; Channel: High

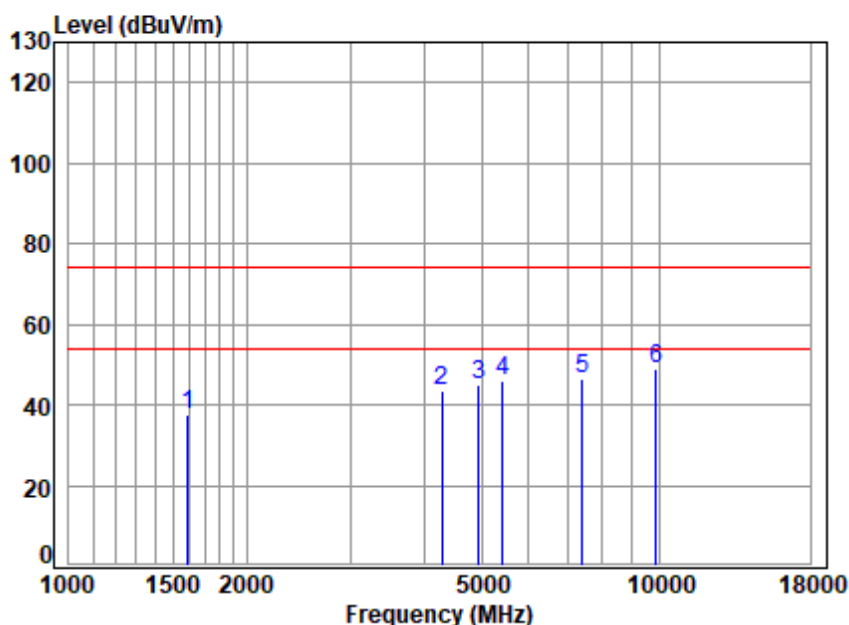


Site : chamber
Condition: 3m HORIZONTAL
Job No : 03030AT
Mode : 2469.12 TX RSE
Note : 2.4G SDR 1.4M

		Cable	Ant	Preamp	Read	Limit	Over	
	Freq	Loss	Factor	Factor	Level	Level	Line	Limit Remark
	MHz	dB	dB/m	dB	dBuV	dBuV/m	dBuV/m	dB
1	1339.01	3.02	24.86	38.65	47.96	37.19	74.00	-36.81 peak
2	4291.98	6.57	33.60	40.52	44.83	44.48	74.00	-29.52 peak
3	4938.24	7.16	34.18	40.96	43.67	44.05	74.00	-29.95 peak
4	6231.43	8.20	35.20	41.20	43.90	46.10	74.00	-27.90 peak
5	7407.36	8.70	35.90	40.35	40.70	44.95	74.00	-29.05 peak
6	9876.48	10.50	37.30	36.60	37.41	48.61	74.00	-25.39 peak



Test Mode: 09; Polarity: Vertical; Modulation: OFDM; Channel: High



Site : chamber
Condition: 3m VERTICAL
Job No : 03030AT
Mode : 2469.12 TX RSE
Note : 2.4G SDR 1.4M

		Cable	Ant	Preamp	Read	Limit	Over	
	Freq	Loss	Factor	Factor	Level	Level	Line	Limit Remark
	MHz	dB	dB/m	dB	dBuV	dBuV/m	dBuV/m	dB
1	1592.57	3.36	26.41	38.80	46.52	37.49	74.00	-36.51 peak
2	4291.98	6.57	33.60	40.52	44.07	43.72	74.00	-30.28 peak
3	4938.24	7.16	34.18	40.96	44.82	45.20	74.00	-28.80 peak
4	5424.18	7.63	34.55	41.18	44.94	45.94	74.00	-28.06 peak
5	7407.36	8.70	35.90	40.35	41.97	46.22	74.00	-27.78 peak
6	9876.48	10.50	37.30	36.60	37.59	48.79	74.00	-25.21 peak



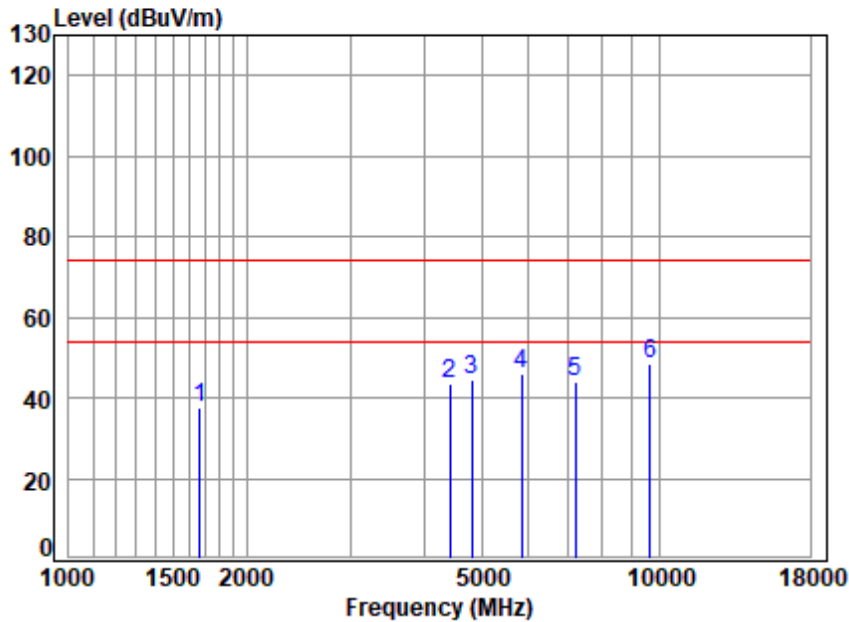
SGS-CSTC Standards Technical Services Co., Ltd. Shenzhen Branch

SZEMC-TRF-01 Rev. A/0 Aug01,2022

Report No.: SZCR230900303005

Page: 90 of 446

Test Mode: 15; Polarity: Horizontal; Modulation: OFDM; Channel: Low



Site : chamber
Condition: 3m HORIZONTAL
Job No : 03030AT
Mode : 2407.5 TX RSE
Note : 2.4G SDR 10M

		Cable	Ant	Preamp	Read	Limit	Over	
	Freq	Loss	Factor	Factor	Level	Level	Line	Limit Remark
	MHz	dB	dB/m	dB	dBuV	dBuV/m	dBuV/m	dB
1	1667.95	3.45	26.74	38.84	46.20	37.55	74.00	-36.45 peak
2	4417.84	6.69	33.50	40.61	43.82	43.40	74.00	-30.60 peak
3	4815.00	7.05	33.86	40.88	44.39	44.42	74.00	-29.58 peak
4	5847.52	8.03	34.70	41.34	44.58	45.97	74.00	-28.03 peak
5	7222.50	8.53	35.80	40.46	39.97	43.84	74.00	-30.16 peak
6	9630.00	10.40	37.10	37.01	37.72	48.21	74.00	-25.79 peak



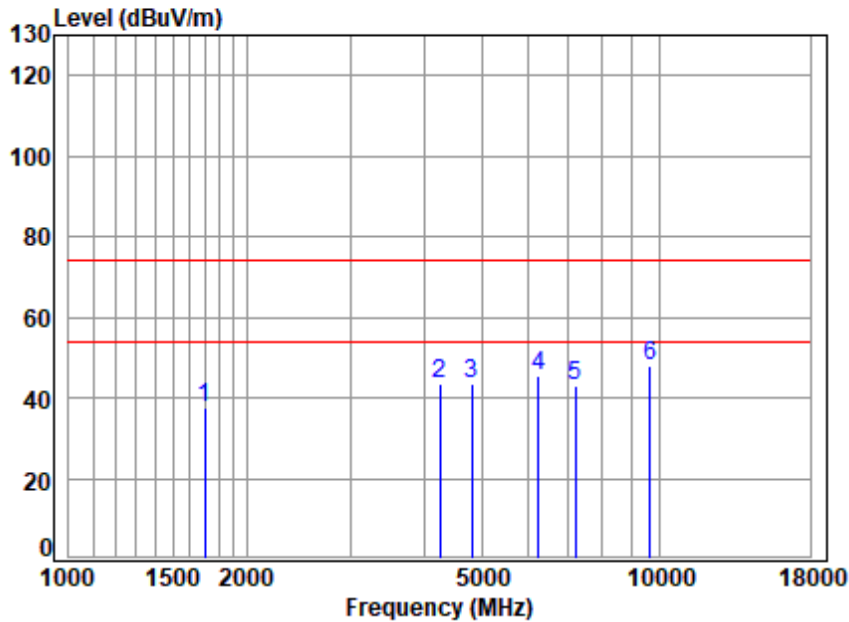
Unless otherwise agreed in writing, this document is issued by the Company subject to its General Conditions of Service printed overleaf, available on request or accessible at <https://www.sgs.com/en/Terms-and-Conditions>. Attention is drawn to the limitation of liability, indemnification and jurisdiction issues defined therein. Any holder of this document is advised that information contained hereon reflects the Company's findings at the time of its intervention only and within the limits of Client's instructions, if any. The Company's sole responsibility is to its Client and this document does not exonerate parties to a transaction from exercising all their rights and obligations under the transaction documents. This document cannot be reproduced except in full, without prior written approval of the Company. Any unauthorized alteration, forgery or falsification of the content or appearance of this document is unlawful and offenders may be prosecuted to the fullest extent of the law. Unless otherwise stated the results shown in this test report refer only to the sample(s) tested and such sample(s) are retained for 30 days only.

Attention: To check the authenticity of testing /inspection report & certificate, please contact us at telephone: (86-755) 8307 1443, or email: CN.Doccheck@sgs.com

SGS-CSTC Standards Technical Services Co., Ltd.
Shenzhen Branch Inspection & Testing Services Laboratory

No.1 Workshop, M-10, Middle Section, Science & Technology Park, Nanshan District, Shenzhen, Guangdong, China 518057 t (86-755) 26012053 f (86-755) 26710594 www.sgs.com.cn
中国·广东·深圳市南山区科技园中区M-10栋1号厂房 邮编: 518057 t (86-755) 26012053 f (86-755) 26710594 sgs.china@sgs.com

Test Mode: 15; Polarity: Vertical; Modulation: OFDM; Channel: Low



Site : chamber
Condition: 3m VERTICAL
Job No : 03030AT
Mode : 2407.5 TX RSE
Note : 2.4G SDR 10M

	Freq	Cable Loss	Ant Factor	Preamp Factor	Read Level	Level	Limit	Over Limit	Remark
	MHz	dB	dB/m	dB	dBuV	dBuV/m	dBuV/m	dB	
1	1702.04	3.49	26.80	38.86	46.34	37.77	74.00	-36.23	peak
2	4254.92	6.54	33.60	40.49	43.88	43.53	74.00	-30.47	peak
3	4815.00	7.05	33.86	40.88	43.69	43.72	74.00	-30.28	peak
4	6249.46	8.20	35.20	41.19	43.29	45.50	74.00	-28.50	peak
5	7222.50	8.53	35.80	40.46	39.09	42.96	74.00	-31.04	peak
6	9630.00	10.40	37.10	37.01	37.60	48.09	74.00	-25.91	peak



Unless otherwise agreed in writing, this document is issued by the Company subject to its General Conditions of Service printed overleaf, available on request or accessible at <https://www.sgs.com/en/Terms-and-Conditions>. Attention is drawn to the limitation of liability, indemnification and jurisdiction issues defined therein. Any holder of this document is advised that information contained hereon reflects the Company's findings at the time of its intervention only and within the limits of Client's instructions, if any. The Company's sole responsibility is to its Client and this document does not exonerate parties to a transaction from exercising all their rights and obligations under the transaction documents. This document cannot be reproduced except in full, without prior written approval of the Company. Any unauthorized alteration, forgery or falsification of the content or appearance of this document is unlawful and offenders may be prosecuted to the fullest extent of the law. Unless otherwise stated the results shown in this test report refer only to the sample(s) tested and such sample(s) are retained for 30 days only.

Attention: To check the authenticity of testing /inspection report & certificate, please contact us at telephone: (86-755) 8307 1443, or email: CN.Doccheck@sgs.com

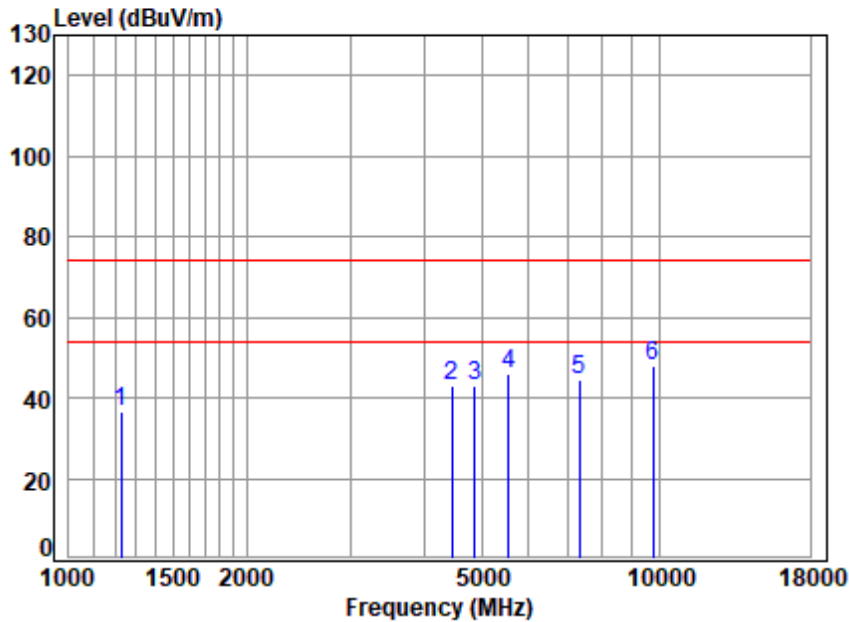
SGS-CSTC Standards Technical Services Co., Ltd. Shenzhen Branch

SZEMC-TRF-01 Rev. A/0 Aug01,2022

Report No.: SZCR230900303005

Page: 92 of 446

Test Mode: 15; Polarity: Horizontal; Modulation: OFDM; Channel: middle



Site : chamber
Condition: 3m HORIZONTAL
Job No : 03030AT
Mode : 2437.5 TX RSE
Note : 2.4G SDR 10M

	Freq	Cable Loss	Ant Factor	Preamp Factor	Read Level	Level	Limit	Over Limit	Remark
	MHz	dB	dB/m	dB	dBuV	dBuV/m	dBuV/m	dB	
1	1227.79	2.85	24.46	38.58	47.64	36.37	74.00	-37.63	peak
2	4456.32	6.73	33.50	40.64	43.52	43.11	74.00	-30.89	peak
3	4875.00	7.10	34.05	40.92	42.79	43.02	74.00	-30.98	peak
4	5551.07	7.75	34.60	41.23	44.81	45.93	74.00	-28.07	peak
5	7312.50	8.61	35.90	40.40	40.61	44.72	74.00	-29.28	peak
6	9750.00	10.45	37.20	36.81	37.16	48.00	74.00	-26.00	peak



Unless otherwise agreed in writing, this document is issued by the Company subject to its General Conditions of Service printed overleaf, available on request or accessible at <https://www.sgs.com/en/Terms-and-Conditions>. Attention is drawn to the limitation of liability, indemnification and jurisdiction issues defined therein. Any holder of this document is advised that information contained hereon reflects the Company's findings at the time of its intervention only and within the limits of Client's instructions, if any. The Company's sole responsibility is to its Client and this document does not exonerate parties to a transaction from exercising all their rights and obligations under the transaction documents. This document cannot be reproduced except in full, without prior written approval of the Company. Any unauthorized alteration, forgery or falsification of the content or appearance of this document is unlawful and offenders may be prosecuted to the fullest extent of the law. Unless otherwise stated the results shown in this test report refer only to the sample(s) tested and such sample(s) are retained for 30 days only.

Attention: To check the authenticity of testing /inspection report & certificate, please contact us at telephone: (86-755) 8307 1443, or email: CN.Doccheck@sgs.com

SGS-CSTC Standards Technical Services Co., Ltd.
Shenzhen Branch Inspection & Testing Laboratory

No.1 Workshop, M-10, Middle Section, Science & Technology Park, Nanshan District, Shenzhen, Guangdong, China 518057 t (86-755) 26012053 f (86-755) 26710594 www.sgs.com.cn
中国·广东·深圳市南山区科技园中区M-10栋1号厂房 邮编: 518057 t (86-755) 26012053 f (86-755) 26710594 sgs.china@sgs.com

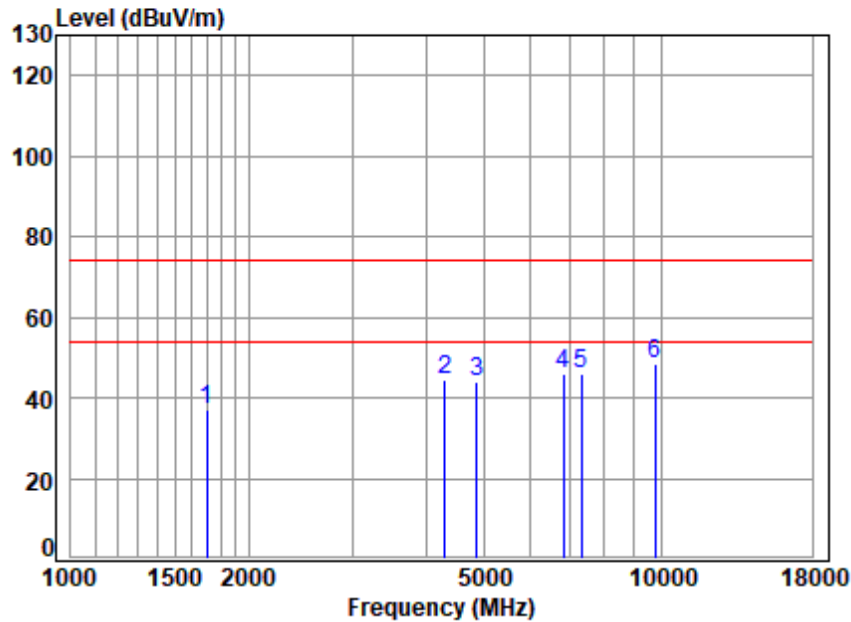
SGS-CSTC Standards Technical Services Co., Ltd. Shenzhen Branch

SZEMC-TRF-01 Rev. A/0 Aug01,2022

Report No.: SZCR230900303005

Page: 93 of 446

Test Mode: 15; Polarity: Vertical; Modulation: OFDM; Channel: middle



Site : chamber
Condition: 3m VERTICAL
Job No : 03030AT
Mode : 2437.5 TX RSE
Note : 2.4G SDR 10M

		Cable	Ant	Preamp	Read	Limit	Over	
	Freq	Loss	Factor	Factor	Level	Level	Line	Limit Remark
	MHz	dB	dB/m	dB	dBuV	dBuV/m	dBuV/m	dB
1	1697.13	3.49	26.79	38.86	45.45	36.87	74.00	-37.13 peak
2	4304.40	6.59	33.60	40.53	44.79	44.45	74.00	-29.55 peak
3	4875.00	7.10	34.05	40.92	43.89	44.12	74.00	-29.88 peak
4	6815.55	8.29	35.53	40.74	42.72	45.80	74.00	-28.20 peak
5	7312.50	8.61	35.90	40.40	41.90	46.01	74.00	-27.99 peak
6	9750.00	10.45	37.20	36.81	37.56	48.40	74.00	-25.60 peak



Unless otherwise agreed in writing, this document is issued by the Company subject to its General Conditions of Service printed overleaf, available on request or accessible at <https://www.sgs.com/en/Terms-and-Conditions>. Attention is drawn to the limitation of liability, indemnification and jurisdiction issues defined therein. Any holder of this document is advised that information contained hereon reflects the Company's findings at the time of its intervention only and within the limits of Client's instructions, if any. The Company's sole responsibility is to its Client and this document does not exonerate parties to a transaction from exercising all their rights and obligations under the transaction documents. This document cannot be reproduced except in full, without prior written approval of the Company. Any unauthorized alteration, forgery or falsification of the content or appearance of this document is unlawful and offenders may be prosecuted to the fullest extent of the law. Unless otherwise stated the results shown in this test report refer only to the sample(s) tested and such sample(s) are retained for 30 days only.

Attention: To check the authenticity of testing /inspection report & certificate, please contact us at telephone: (86-755) 8307 1443, or email: CN.Doccheck@sgs.com

SGS-CSTC Standards Technical Services Co., Ltd.
Shenzhen Branch Inspection & Testing Laboratory

No.1 Workshop, M-10, Middle Section, Science & Technology Park, Nanshan District, Shenzhen, Guangdong, China 518057 t (86-755) 26012053 f (86-755) 26710594 www.sgs.com.cn
中国·广东·深圳市南山区科技园中区M-10栋1号厂房 邮编: 518057 t (86-755) 26012053 f (86-755) 26710594 sgs.china@sgs.com

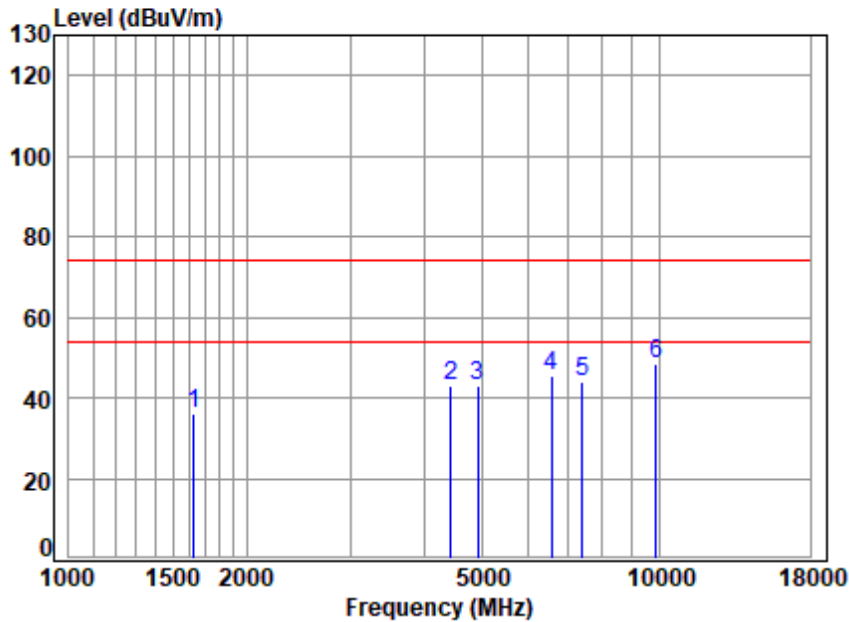
SGS-CSTC Standards Technical Services Co., Ltd. Shenzhen Branch

SZEMC-TRF-01 Rev. A/0 Aug01,2022

Report No.: SZCR230900303005

Page: 94 of 446

Test Mode: 15; Polarity: Horizontal; Modulation: OFDM; Channel: High



Site : chamber
Condition: 3m HORIZONTAL
Job No : 03030AT
Mode : 2467.5 TX RSE
Note : 2.4G SDR 10M

	Freq	Cable Loss	Ant Factor	Preamp Factor	Read Level	Level	Limit	Over Limit	Remark
	MHz	dB	dB/m	dB	dBuV	dBuV/m	dBuV/m	dB	
1	1629.83	3.41	26.62	38.82	44.99	36.20	74.00	-37.80	peak
2	4430.63	6.71	33.50	40.62	43.61	43.20	74.00	-30.80	peak
3	4935.00	7.16	34.17	40.96	42.76	43.13	74.00	-30.87	peak
4	6564.21	8.25	35.60	40.93	42.44	45.36	74.00	-28.64	peak
5	7402.50	8.70	35.90	40.35	39.50	43.75	74.00	-30.25	peak
6	9870.00	10.50	37.30	36.61	37.24	48.43	74.00	-25.57	peak



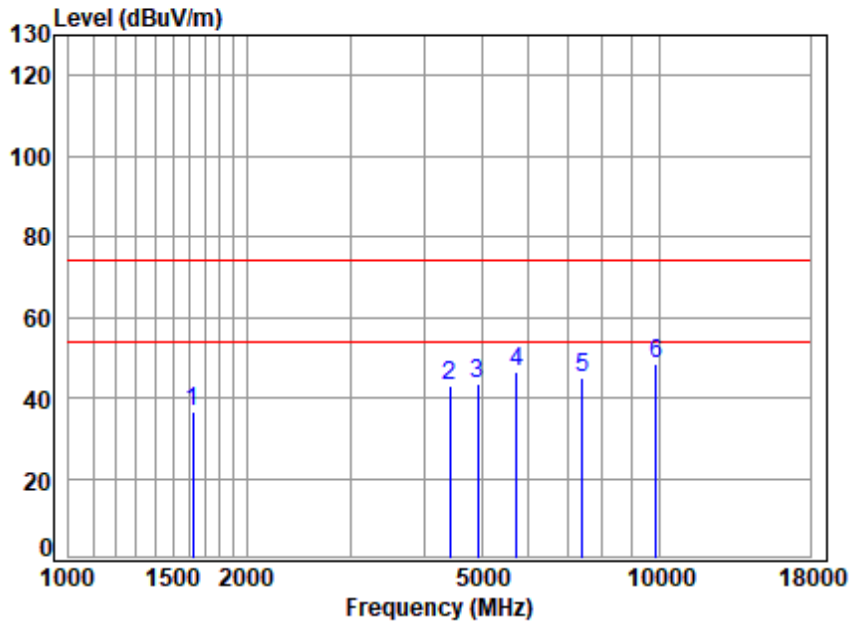
SGS-CSTC Standards Technical Services Co., Ltd.
Shenzhen Branch (Shenzhen) Laboratory

Unless otherwise agreed in writing, this document is issued by the Company subject to its General Conditions of Service printed overleaf, available on request or accessible at <https://www.sgs.com/en/Terms-and-Conditions>. Attention is drawn to the limitation of liability, indemnification and jurisdiction issues defined therein. Any holder of this document is advised that information contained hereon reflects the Company's findings at the time of its intervention only and within the limits of Client's instructions, if any. The Company's sole responsibility is to its Client and this document does not exonerate parties to a transaction from exercising all their rights and obligations under the transaction documents. This document cannot be reproduced except in full, without prior written approval of the Company. Any unauthorized alteration, forgery or falsification of the content or appearance of this document is unlawful and offenders may be prosecuted to the fullest extent of the law. Unless otherwise stated the results shown in this test report refer only to the sample(s) tested and such sample(s) are retained for 30 days only.

Attention: To check the authenticity of testing /inspection report & certificate, please contact us at telephone: (86-755) 8307 1443, or email: CN.Doccheck@sgs.com

No.1 Workshop, M-10, Middle Section, Science & Technology Park, Nanshan District, Shenzhen, Guangdong, China 518057 t (86-755) 26012053 f (86-755) 26710594 www.sgs.com.cn
中国·广东·深圳市南山区科技园中区M-10栋1号厂房 邮编: 518057 t (86-755) 26012053 f (86-755) 26710594 sgs.china@sgs.com

Test Mode: 15; Polarity: Vertical; Modulation: OFDM; Channel: High



Site : chamber
 Condition: 3m VERTICAL
 Job No : 03030AT
 Mode : 2467.5 TX RSE
 Note : 2.4G SDR 10M

	Cable	Ant	Preamp	Read	Limit	Over	
Freq	Loss	Factor	Factor	Level	Level	Line	Limit
MHz	dB	dB/m	dB	dBuV	dBuV/m	dBuV/m	dB
1	3.40	26.60	38.82	45.41	36.59	74.00	-37.41
2	6.69	33.50	40.61	43.57	43.15	74.00	-30.85
3	7.16	34.17	40.96	43.02	43.39	74.00	-30.61
4	7.92	34.50	41.30	45.25	46.37	74.00	-27.63
5	8.70	35.90	40.35	40.68	44.93	74.00	-29.07
6	10.50	37.30	36.61	37.40	48.59	74.00	-25.41
							peak



8 Test Setup Photo

Refer to Setup Photo for SZCR2309003030AT

9 EUT Constructional Details (EUT Photos)

Refer to External and Internal Photos for SZCR2309003030AT

10 Appendix

Note 1: lowest, middle and highest frequency were selected to test between 1.4MHz mode and 1.4MHz CA mode.

Note 2: lowest, middle and highest frequency were selected to test between 3MHz mode and 3MHz CA mode.

2.4G SDR SISO Mode

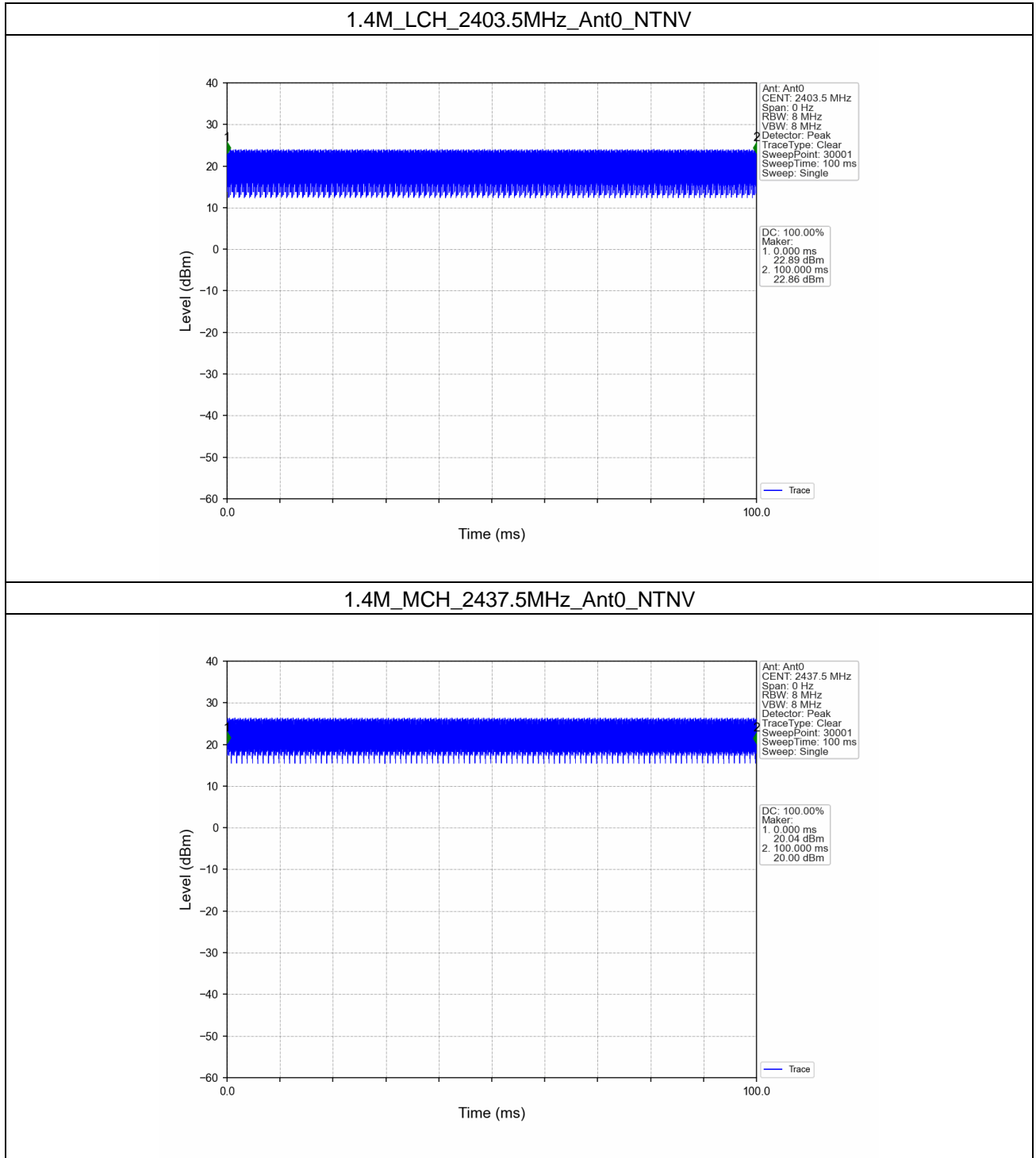
1. Duty Cycle

1.1 Ant0

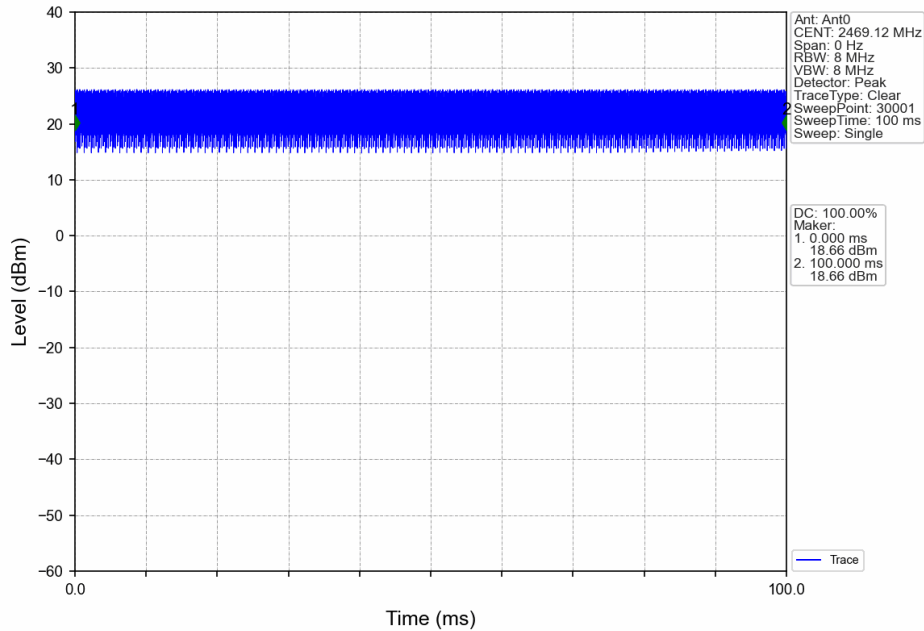
1.1.1 Test Result

Ant0							
Mode	TX Type	Frequency (MHz)	T_on (ms)	Period (ms)	Duty Cycle (%)	Duty Cycle Correction Factor (dB)	Max. DC Variation (%)
1.4M	SISO	2403.5	100.000	100.000	100.00	0.00	0.00
		2437.5	100.000	100.000	100.00	0.00	0.00
		2469.12	100.000	100.000	100.00	0.00	0.00
3M	SISO	2405.5	100.000	100.000	100.00	0.00	0.00
		2438.2	100.000	100.000	100.00	0.00	0.00
		2468.2	100.000	100.000	100.00	0.00	0.00
5M	SISO	2404.5	100.000	100.000	100.00	0.00	0.00
		2439.5	100.000	100.000	100.00	0.00	0.00
		2469.5	100.000	100.000	100.00	0.00	0.00
10M	SISO	2407.5	100.000	100.000	100.00	0.00	0.00
		2437.5	100.000	100.000	100.00	0.00	0.00
		2467.5	100.000	100.000	100.00	0.00	0.00
20M	SISO	2412.5	100.000	100.000	100.00	0.00	0.00
		2437.5	100.000	100.000	100.00	0.00	0.00
		2462.5	100.000	100.000	100.00	0.00	0.00
40M	SISO	2422.5	100.000	100.000	100.00	0.00	0.00
		2437.5	100.000	100.000	100.00	0.00	0.00
		2452.5	100.000	100.000	100.00	0.00	0.00

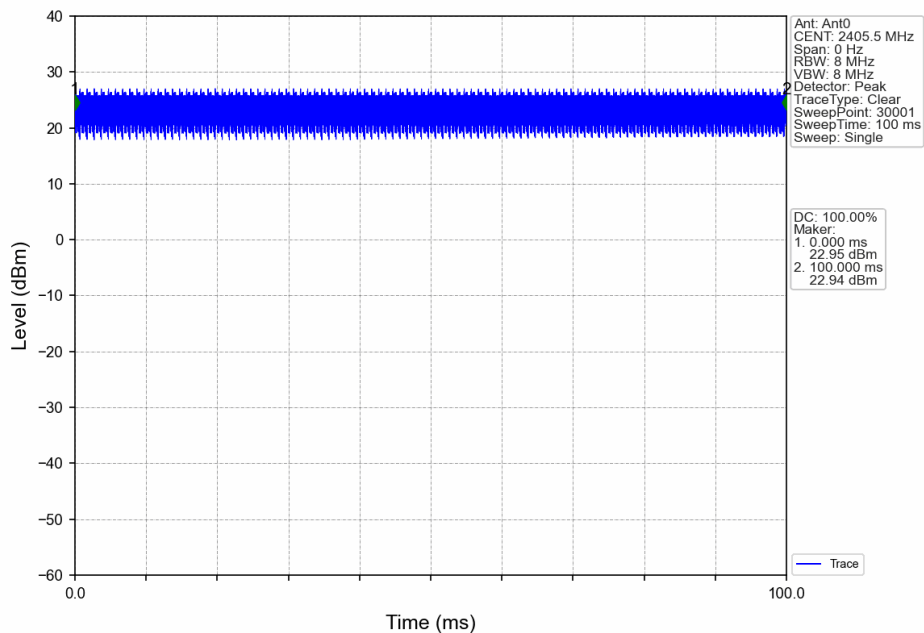
1.1.2 Test Graph



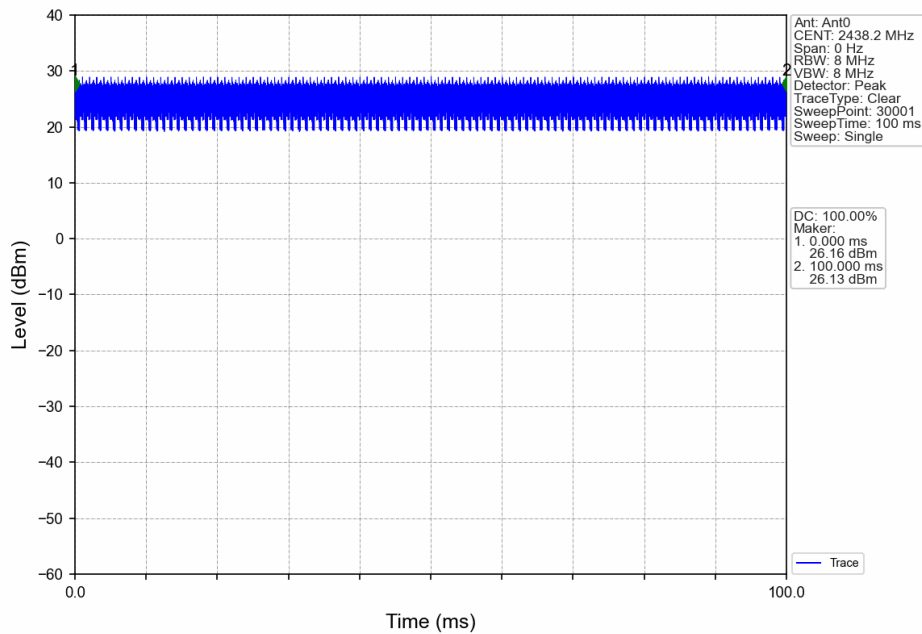
1.4M_HCH_2469.12MHz_Ant0_NTNV



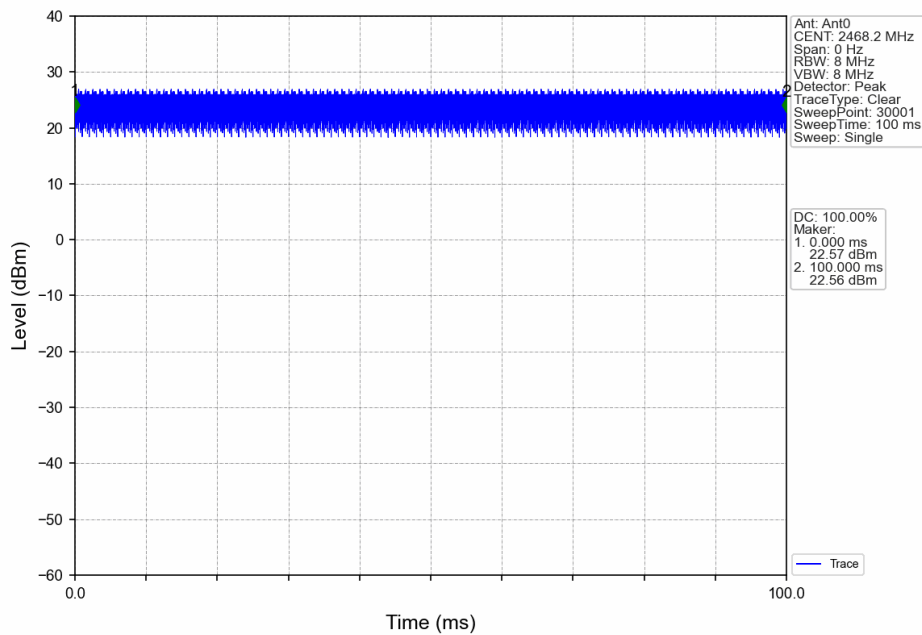
3M_LCH_2405.5MHz_Ant0_NTNV



3M_MCH_2438.2MHz_Ant0_NTNV



3M_HCH_2468.2MHz_Ant0_NTNV



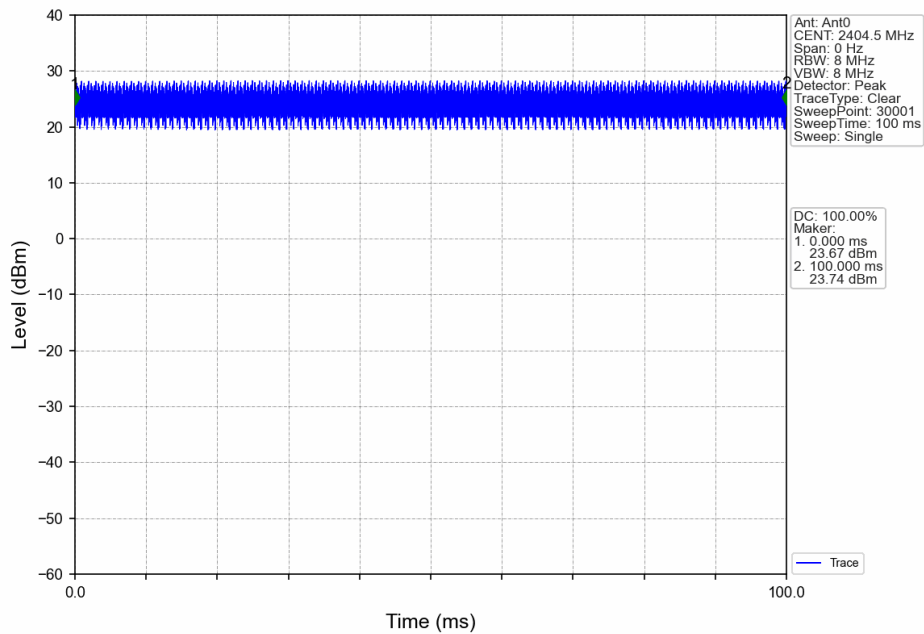
Unless otherwise agreed in writing, this document is issued by the Company subject to its General Conditions of Service printed overleaf, available on request or accessible at <https://www.sgs.com/en/Terms-and-Conditions>. Attention is drawn to the limitation of liability, indemnification and jurisdiction issues defined therein. Any holder of this document is advised that information contained hereon reflects the Company's findings at the time of its intervention only and within the limits of Client's instructions, if any. The Company's sole responsibility is to its Client and this document does not exonerate parties to a transaction from exercising all their rights and obligations under the transaction documents. This document cannot be reproduced except in full, without prior written approval of the Company. Any unauthorized alteration, forgery or falsification of the content or appearance of this document is unlawful and offenders may be prosecuted to the fullest extent of the law. Unless otherwise stated the results shown in this test report refer only to the sample(s) tested and such sample(s) are retained for 30 days only.

Attention: To check the authenticity of testing /inspection report & certificate, please contact us at telephone: (86-755) 8307 1443, or email: CN.Doccheck@sgs.com

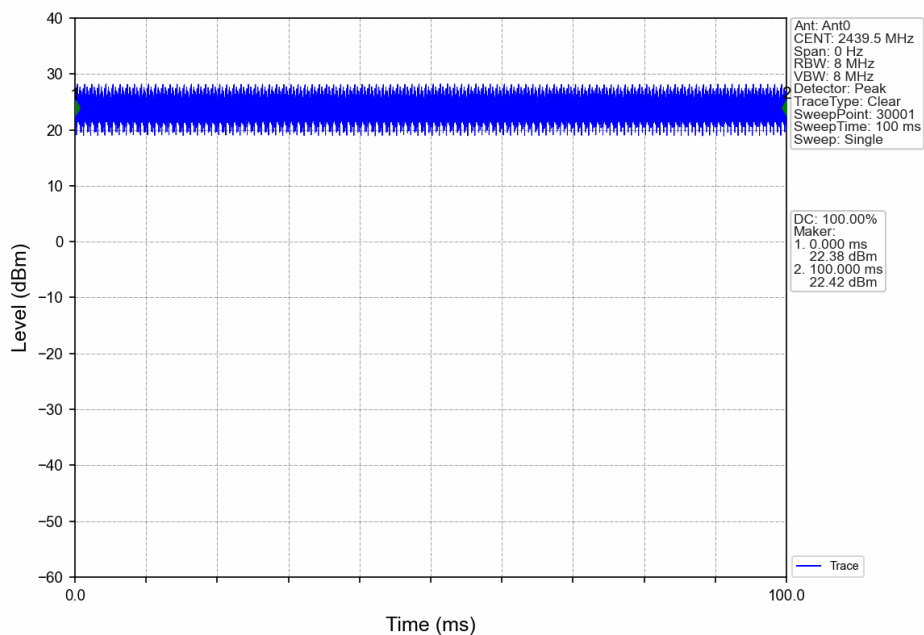
SGS-CSTC Standards Technical Services Co., Ltd.
Shenzhen Branch Testing & Calibration Laboratory

No.1 Workshop, M-10, Middle Section, Science & Technology Park, Nanshan District, Shenzhen, Guangdong, China 518057 t (86-755) 26012053 f (86-755) 26710594 www.sgs.com.cn
中国·广东·深圳市南山区科技园中区M-10栋1号厂房 邮编: 518057 t (86-755) 26012053 f (86-755) 26710594 sgs.china@sgs.com

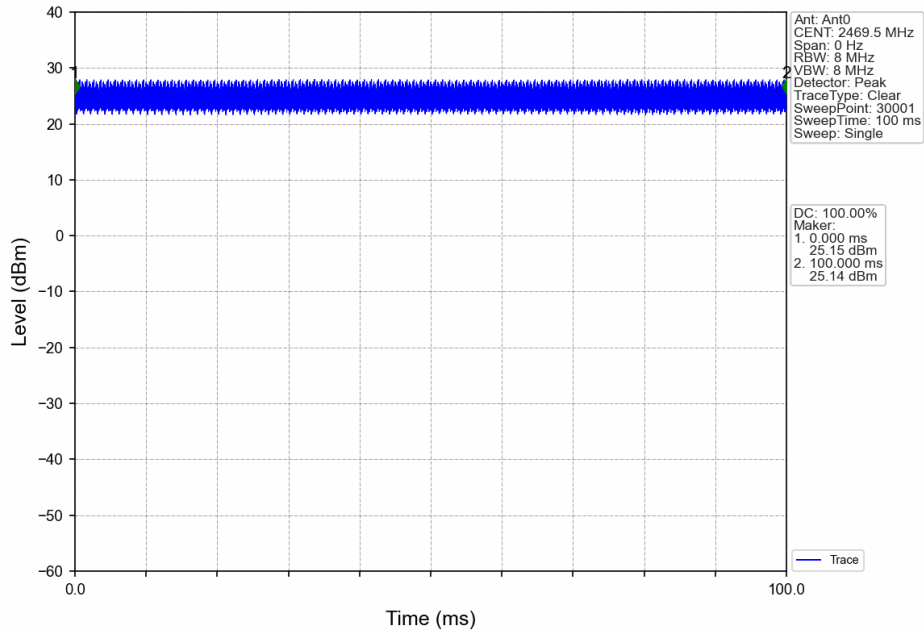
5M_LCH_2404.5MHz_Ant0_NTNV



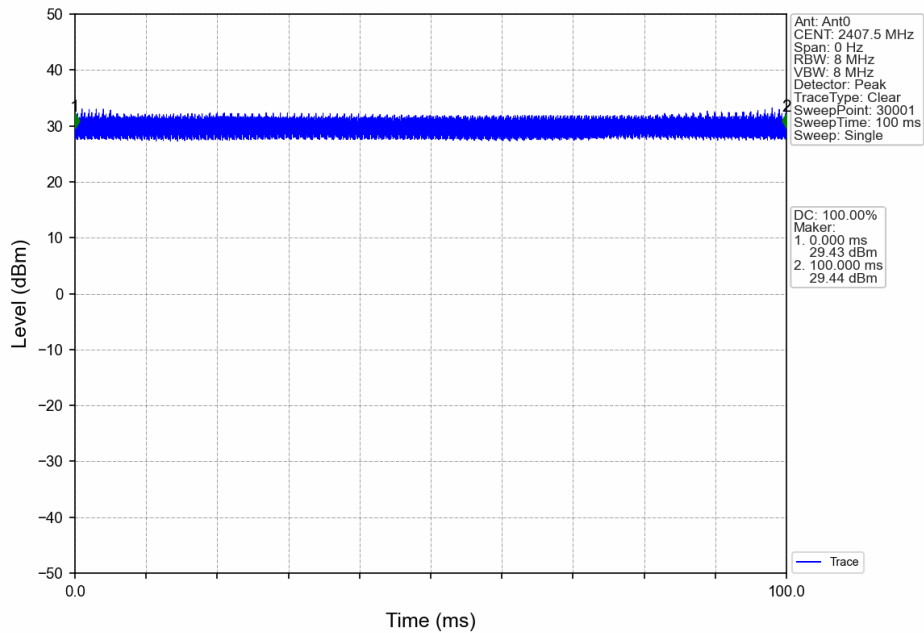
5M_MCH_2439.5MHz_Ant0_NTNV



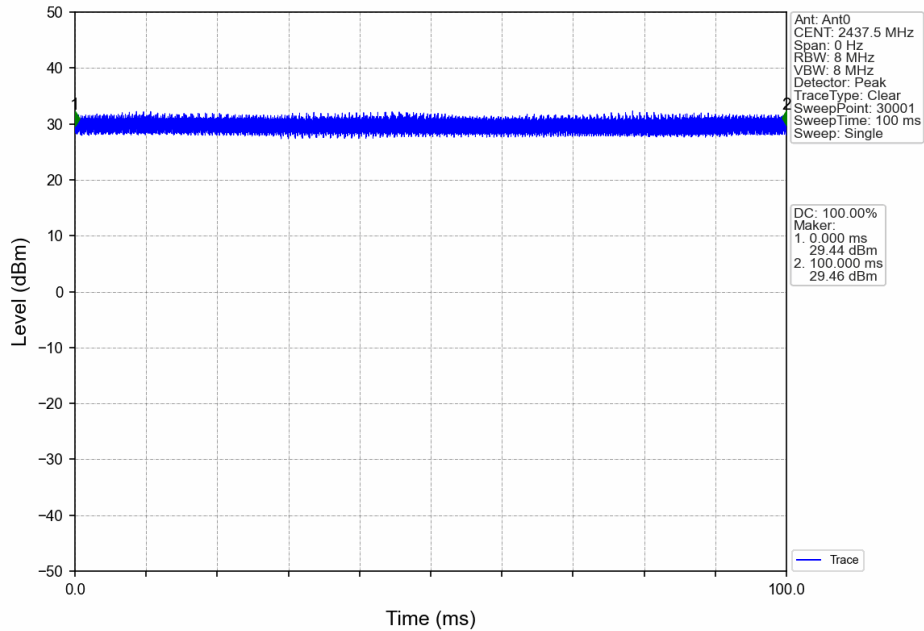
5M_HCH_2469.5MHz_Ant0_NTNV



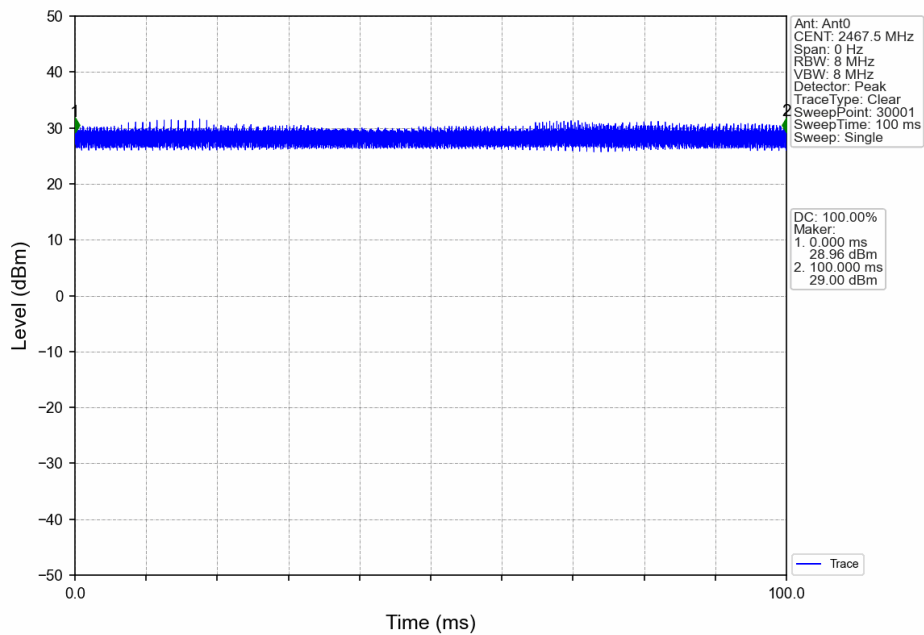
10M_LCH_2407.5MHz_Ant0_NTNV



10M_MCH_2437.5MHz_Ant0_NTNV



10M_HCH_2467.5MHz_Ant0_NTNV



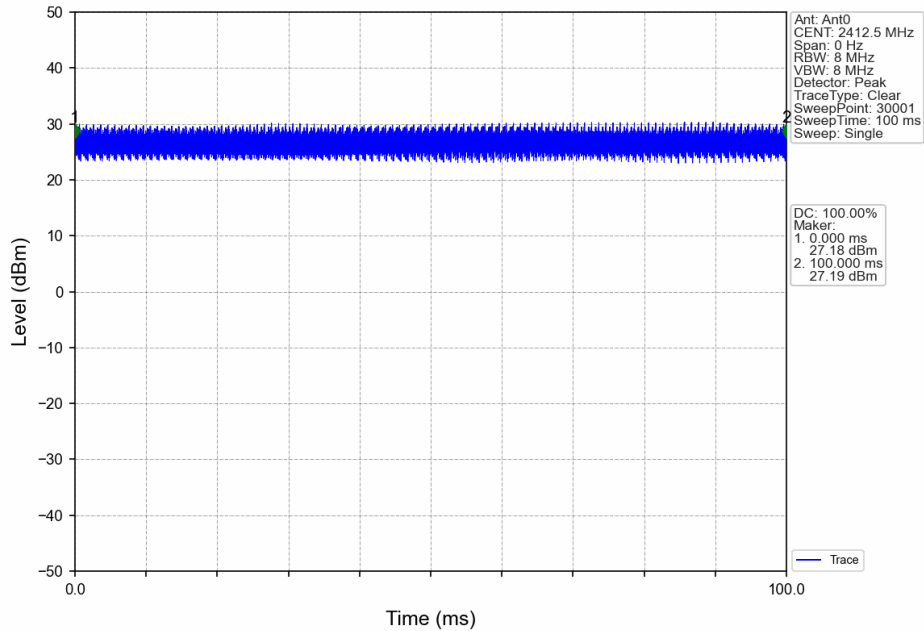
Unless otherwise agreed in writing, this document is issued by the Company subject to its General Conditions of Service printed overleaf, available on request or accessible at <https://www.sgs.com/en/Terms-and-Conditions>. Attention is drawn to the limitation of liability, indemnification and jurisdiction issues defined therein. Any holder of this document is advised that information contained hereon reflects the Company's findings at the time of its intervention only and within the limits of Client's instructions, if any. The Company's sole responsibility is to its Client and this document does not exonerate parties to a transaction from exercising all their rights and obligations under the transaction documents. This document cannot be reproduced except in full, without prior written approval of the Company. Any unauthorized alteration, forgery or falsification of the content or appearance of this document is unlawful and offenders may be prosecuted to the fullest extent of the law. Unless otherwise stated the results shown in this test report refer only to the sample(s) tested and such sample(s) are retained for 30 days only.

Attention: To check the authenticity of testing /inspection report & certificate, please contact us at telephone: (86-755) 8307 1443, or email: CN.Doccheck@sgs.com

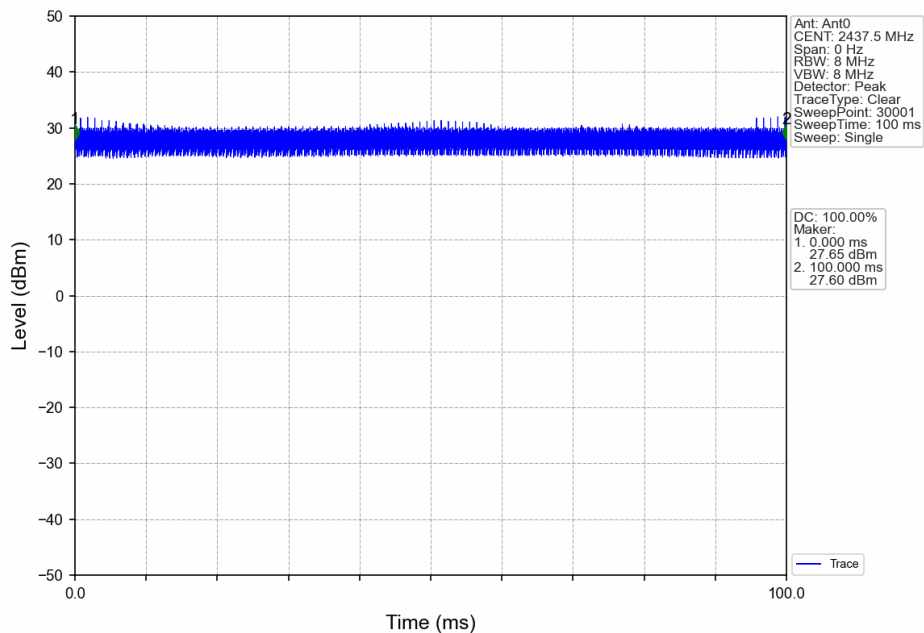
SGS-CSTC Standards Technical Services Co., Ltd.
Shenzhen Branch (Shenzhen) EMC Laboratory

No.1 Workshop, M-10, Middle Section, Science & Technology Park, Nanshan District, Shenzhen, Guangdong, China 518057 t (86-755) 26012053 f (86-755) 26710594 www.sgs.com.cn
中国·广东·深圳市南山区科技园中区M-10栋1号厂房 邮编: 518057 t (86-755) 26012053 f (86-755) 26710594 sgs.china@sgs.com

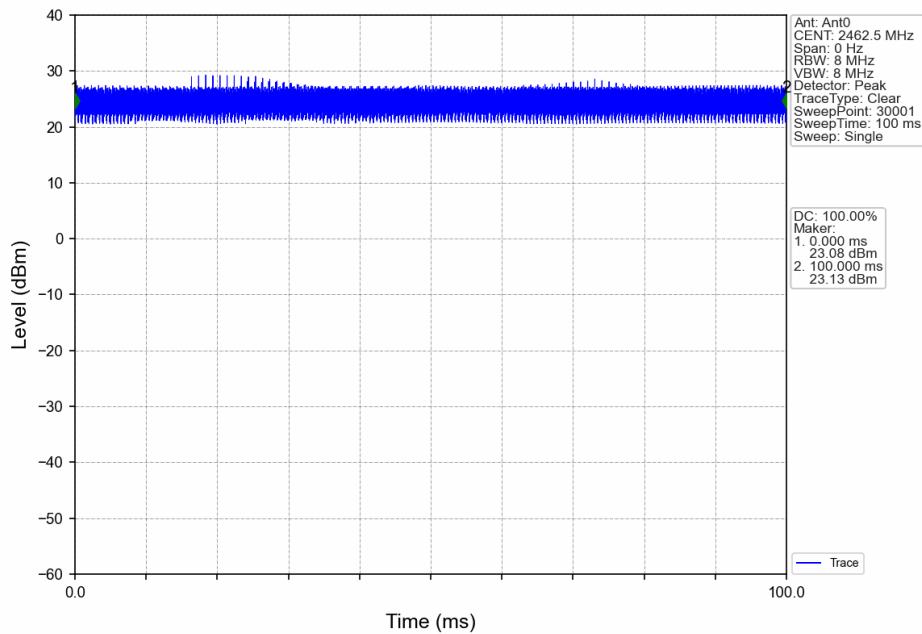
20M_LCH_2412.5MHz_Ant0_NTNV



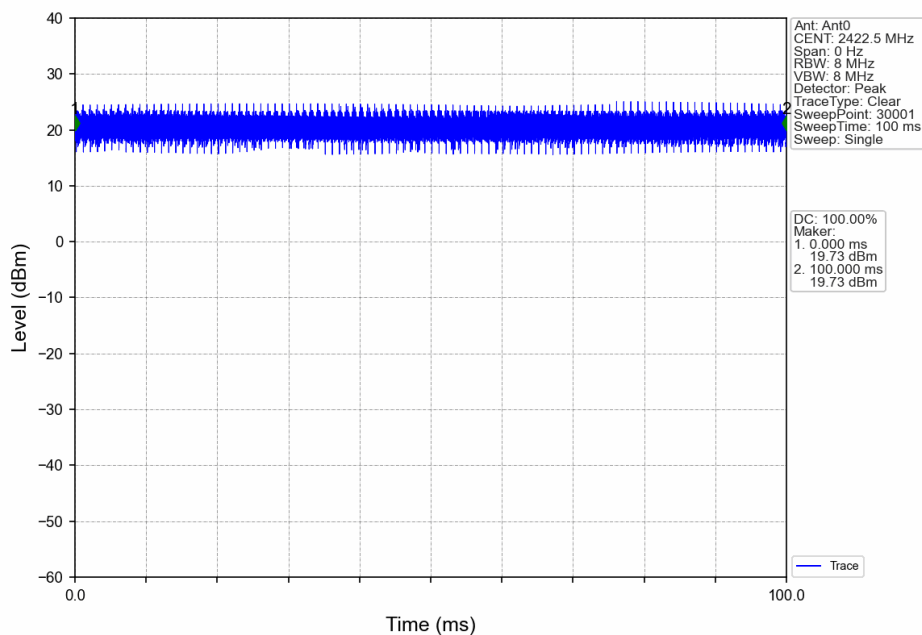
20M_MCH_2437.5MHz_Ant0_NTNV



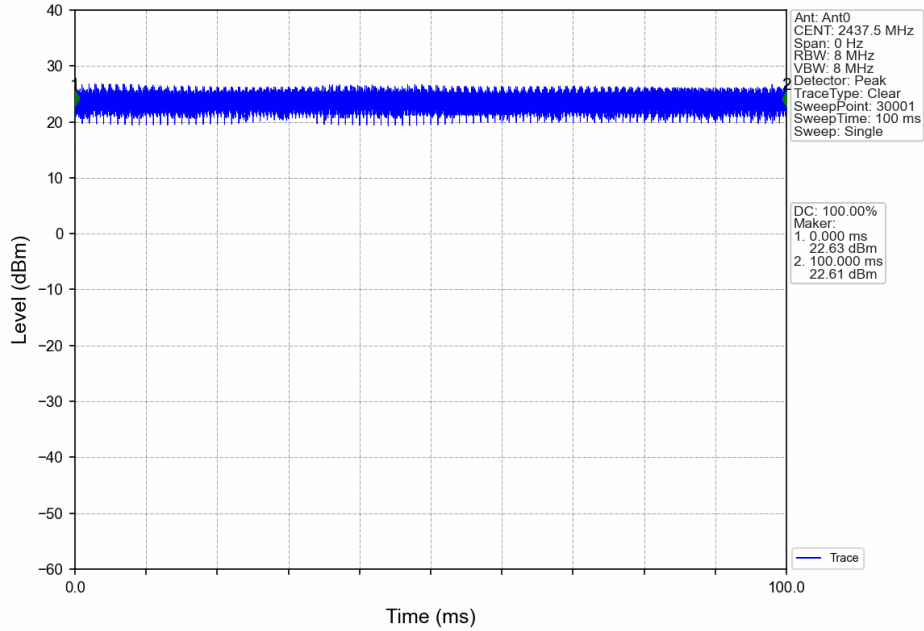
20M_HCH_2462.5MHz_Ant0_NTNV



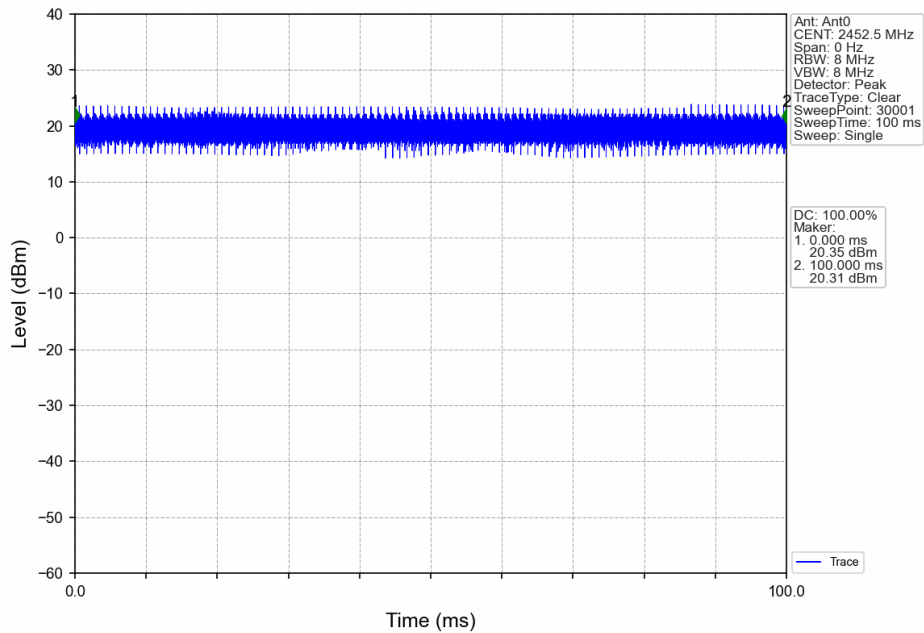
40M_LCH_2422.5MHz_Ant0_NTNV



40M_MCH_2437.5MHz_Ant0_NTNV



40M_HCH_2452.5MHz_Ant0_NTNV



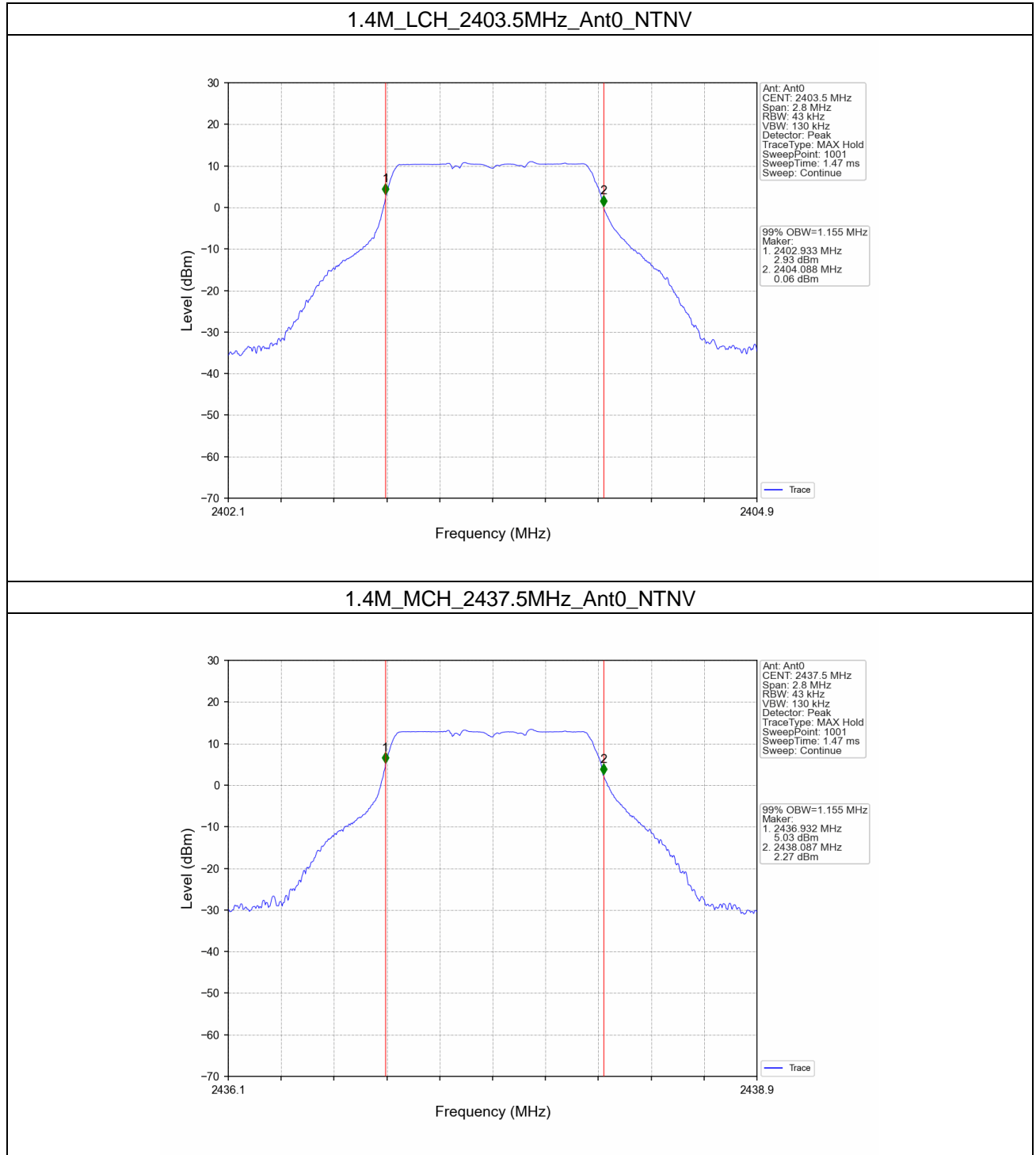
2. Bandwidth

2.1 OBW

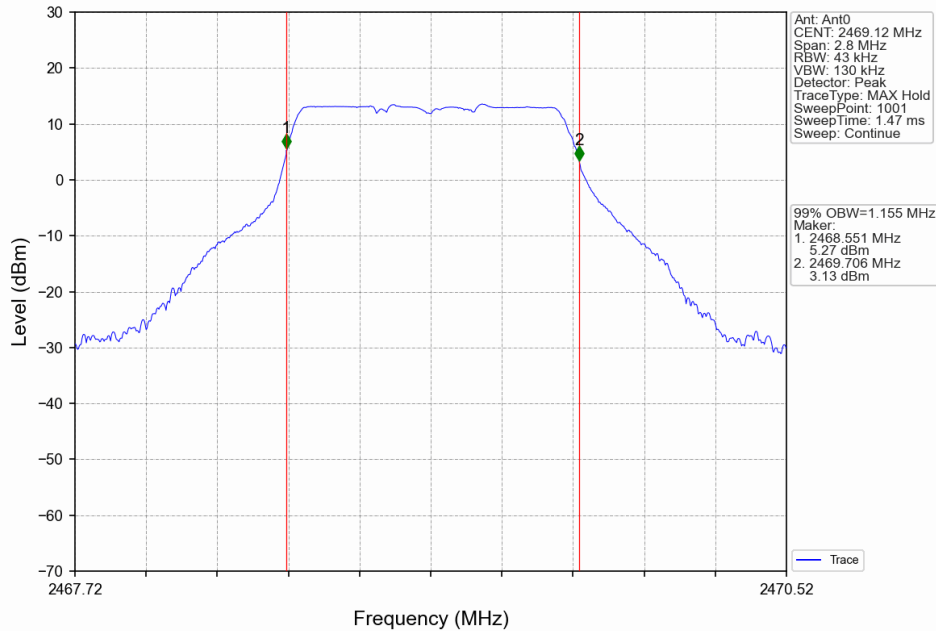
2.1.1 Test Result

Mode	TX Type	Frequency (MHz)	ANT	99% Occupied Bandwidth (MHz)	Verdict
				Result	
1.4M	SISO	2403.5	0	1.155	Pass
		2437.5	0	1.155	Pass
		2469.12	0	1.155	Pass
3M	SISO	2405.5	0	2.265	Pass
		2438.2	0	2.241	Pass
		2468.2	0	2.262	Pass
5M	SISO	2404.5	0	4.393	Pass
		2439.5	0	4.390	Pass
		2469.5	0	4.388	Pass
10M	SISO	2407.5	0	9.024	Pass
		2437.5	0	9.031	Pass
		2467.5	0	9.402	Pass
20M	SISO	2412.5	0	18.053	Pass
		2437.5	0	18.138	Pass
		2462.5	0	18.030	Pass
40M	SISO	2422.5	0	36.157	Pass
		2437.5	0	36.858	Pass
		2452.5	0	36.399	Pass

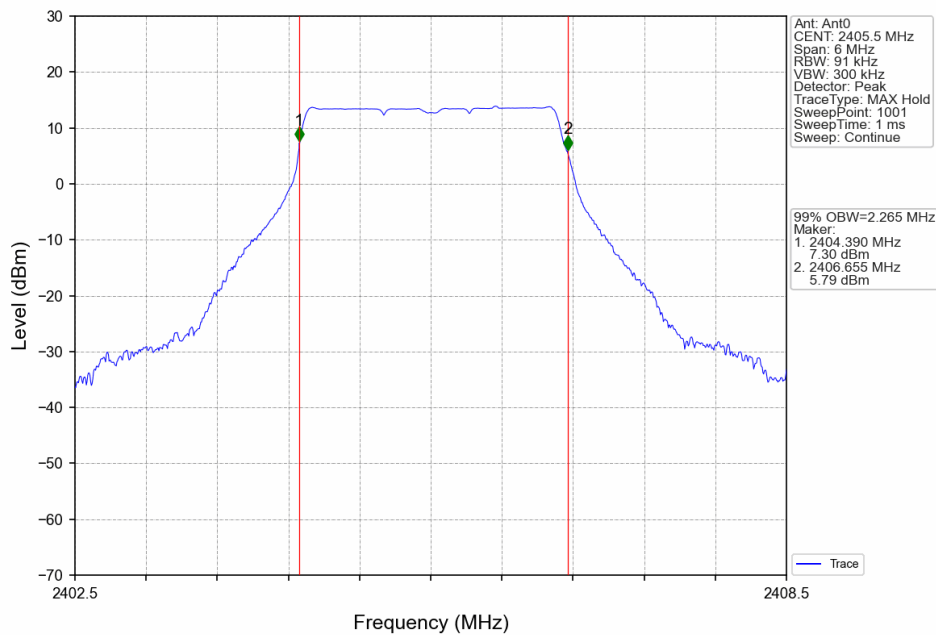
2.1.2 Test Graph



1.4M_HCH_2469.12MHz_Ant0_NTNV



3M_LCH_2405.5MHz_Ant0_NTNV



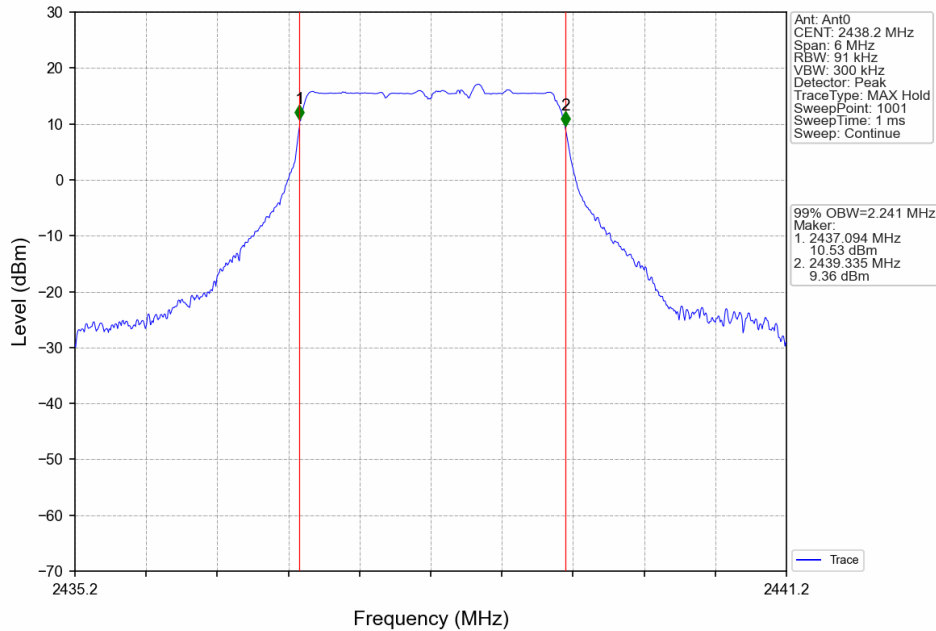
Unless otherwise agreed in writing, this document is issued by the Company subject to its General Conditions of Service printed overleaf, available on request or accessible at <https://www.sgs.com/en/Terms-and-Conditions>. Attention is drawn to the limitation of liability, indemnification and jurisdiction issues defined therein. Any holder of this document is advised that information contained hereon reflects the Company's findings at the time of its intervention only and within the limits of Client's instructions, if any. The Company's sole responsibility is to its Client and this document does not exonerate parties to a transaction from exercising all their rights and obligations under the transaction documents. This document cannot be reproduced except in full, without prior written approval of the Company. Any unauthorized alteration, forgery or falsification of the content or appearance of this document is unlawful and offenders may be prosecuted to the fullest extent of the law. Unless otherwise stated the results shown in this test report refer only to the sample(s) tested and such sample(s) are retained for 30 days only.

Attention: To check the authenticity of testing /inspection report & certificate, please contact us at telephone: (86-755) 8307 1443, or email: CN.Doccheck@sgs.com

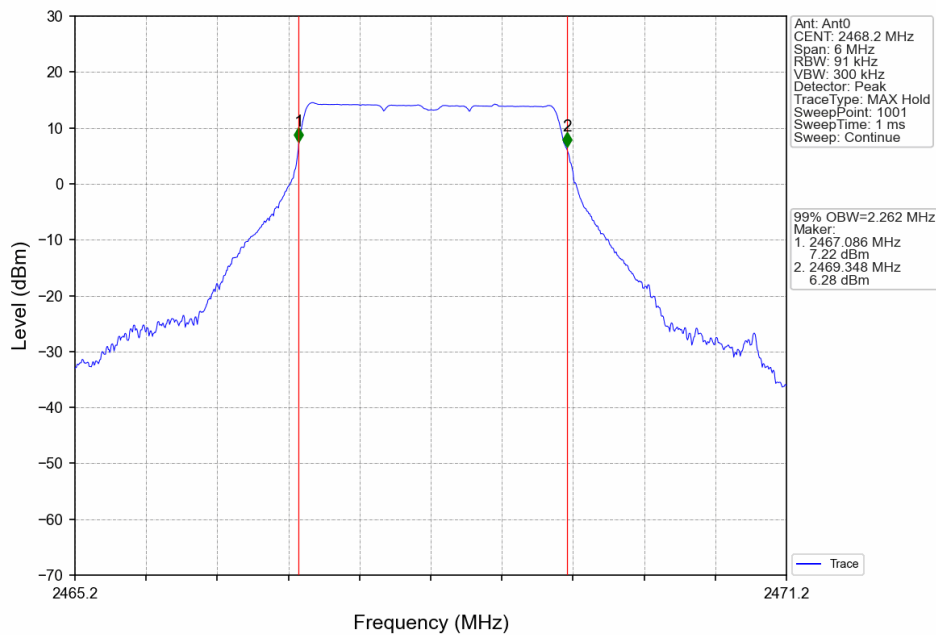
SGS-CSTC Standards Technical Services Co., Ltd.
Shenzhen Branch Testing & Calibration Laboratory

No.1 Workshop, M-10, Middle Section, Science & Technology Park, Nanshan District, Shenzhen, Guangdong, China 518057 t (86-755) 26012053 f (86-755) 26710594 www.sgsgroup.com.cn
中国·广东·深圳市南山区科技园中区M-10栋1号厂房 邮编: 518057 t (86-755) 26012053 f (86-755) 26710594 sgs.china@sgs.com

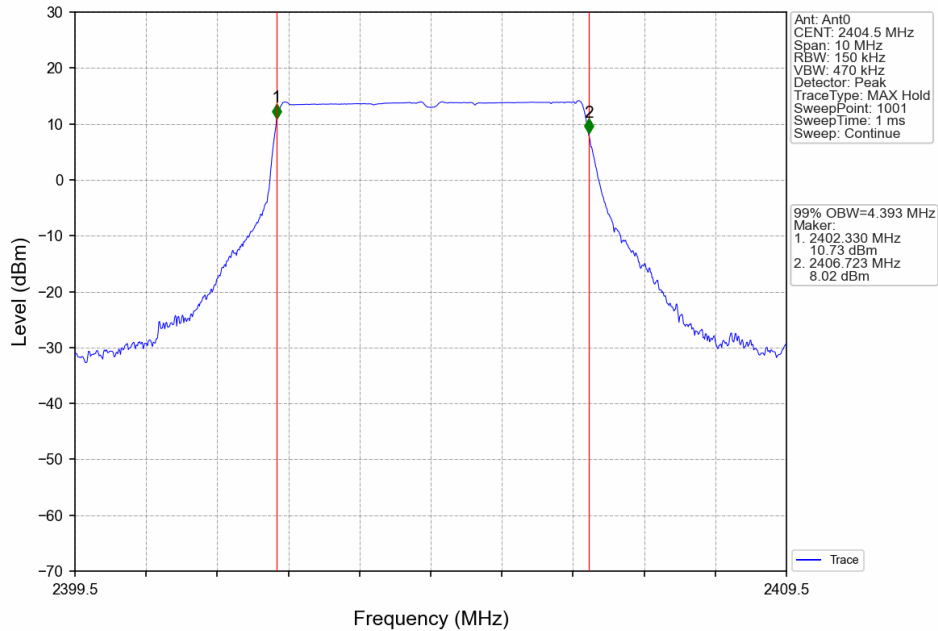
3M_MCH_2438.2MHz_Ant0_NTNV



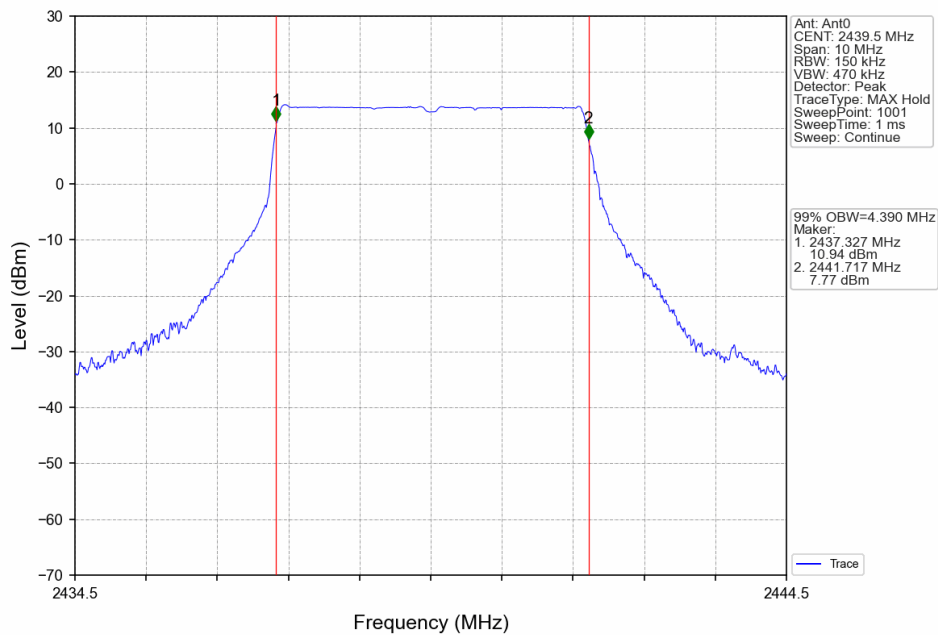
3M_HCH_2468.2MHz_Ant0_NTNV



5M_LCH_2404.5MHz_Ant0_NTNV



5M_MCH_2439.5MHz_Ant0_NTNV



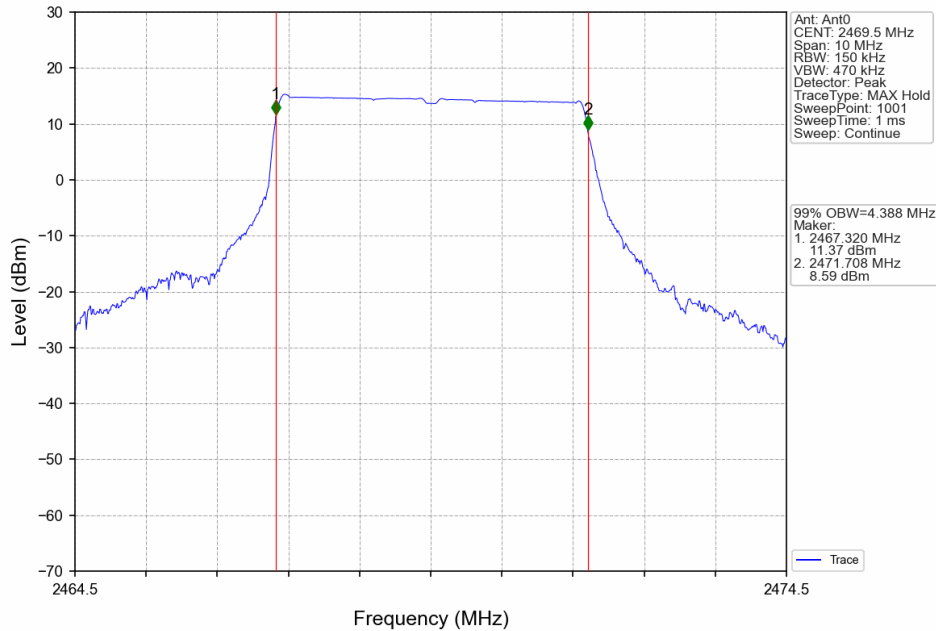
Unless otherwise agreed in writing, this document is issued by the Company subject to its General Conditions of Service printed overleaf, available on request or accessible at <https://www.sgs.com/en/Terms-and-Conditions>. Attention is drawn to the limitation of liability, indemnification and jurisdiction issues defined therein. Any holder of this document is advised that information contained hereon reflects the Company's findings at the time of its intervention only and within the limits of Client's instructions, if any. The Company's sole responsibility is to its Client and this document does not exonerate parties to a transaction from exercising all their rights and obligations under the transaction documents. This document cannot be reproduced except in full, without prior written approval of the Company. Any unauthorized alteration, forgery or falsification of the content or appearance of this document is unlawful and offenders may be prosecuted to the fullest extent of the law. Unless otherwise stated the results shown in this test report refer only to the sample(s) tested and such sample(s) are retained for 30 days only.

Attention: To check the authenticity of testing /inspection report & certificate, please contact us at telephone: (86-755) 8307 1443, or email: CN.Doccheck@sgs.com

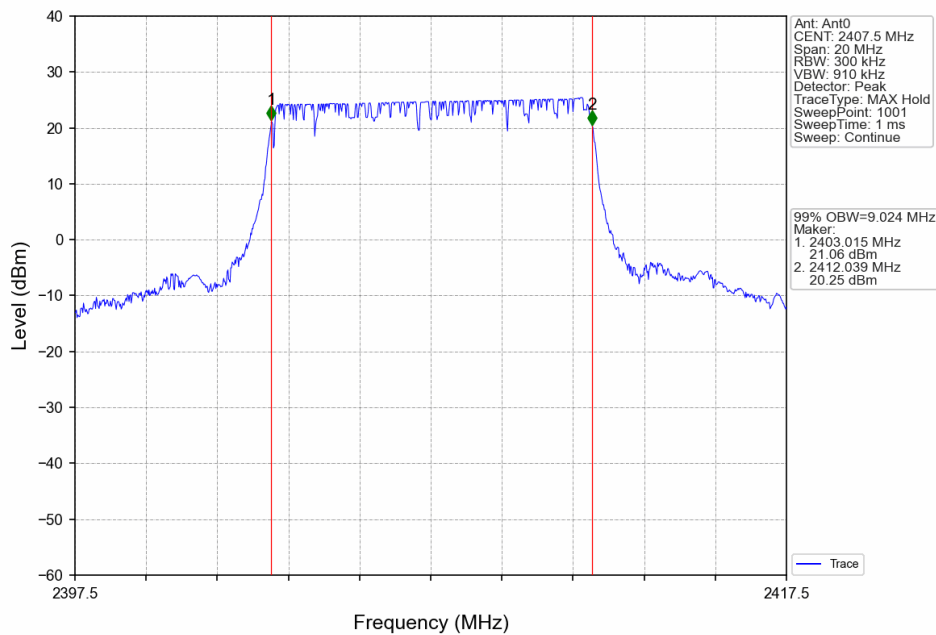
SGS-CSTC Standards Technical Services Co., Ltd.
Shenzhen Branch Testing & Calibration Laboratory

No.1 Workshop, M-10, Middle Section, Science & Technology Park, Nanshan District, Shenzhen, Guangdong, China 518057 t (86-755) 26012053 f (86-755) 26710594 www.sgs.com.cn
中国·广东·深圳市南山区科技园中区M-10栋1号厂房 邮编: 518057 t (86-755) 26012053 f (86-755) 26710594 sgs.china@sgs.com

5M_HCH_2469.5MHz_Ant0_NTNV



10M_LCH_2407.5MHz_Ant0_NTNV



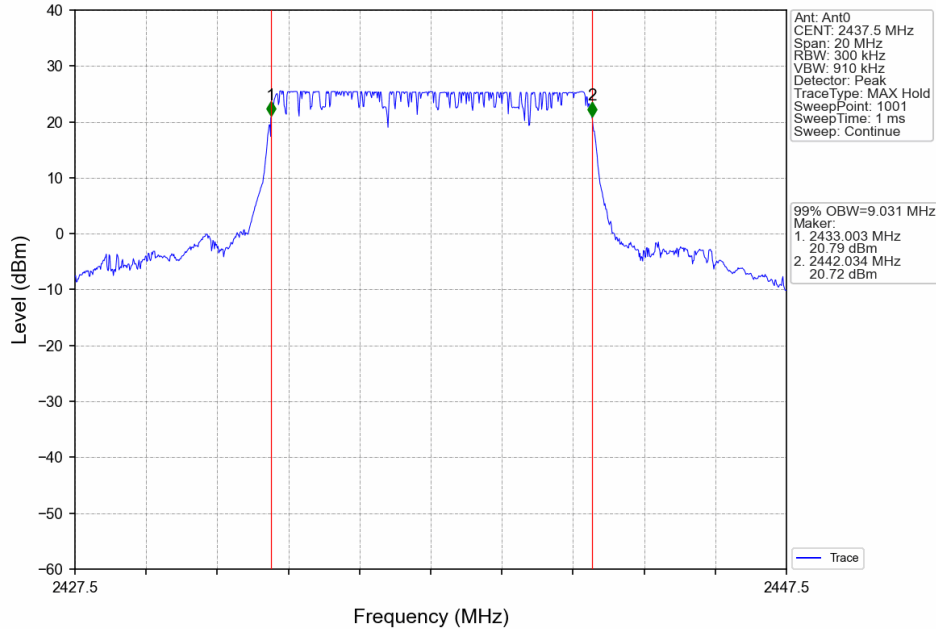
Unless otherwise agreed in writing, this document is issued by the Company subject to its General Conditions of Service printed overleaf, available on request or accessible at <https://www.sgs.com/en/Terms-and-Conditions>. Attention is drawn to the limitation of liability, indemnification and jurisdiction issues defined therein. Any holder of this document is advised that information contained hereon reflects the Company's findings at the time of its intervention only and within the limits of Client's instructions, if any. The Company's sole responsibility is to its Client and this document does not exonerate parties to a transaction from exercising all their rights and obligations under the transaction documents. This document cannot be reproduced except in full, without prior written approval of the Company. Any unauthorized alteration, forgery or falsification of the content or appearance of this document is unlawful and offenders may be prosecuted to the fullest extent of the law. Unless otherwise stated the results shown in this test report refer only to the sample(s) tested and such sample(s) are retained for 30 days only.

Attention: To check the authenticity of testing /inspection report & certificate, please contact us at telephone: (86-755) 8307 1443, or email: CN.Doccheck@sgs.com

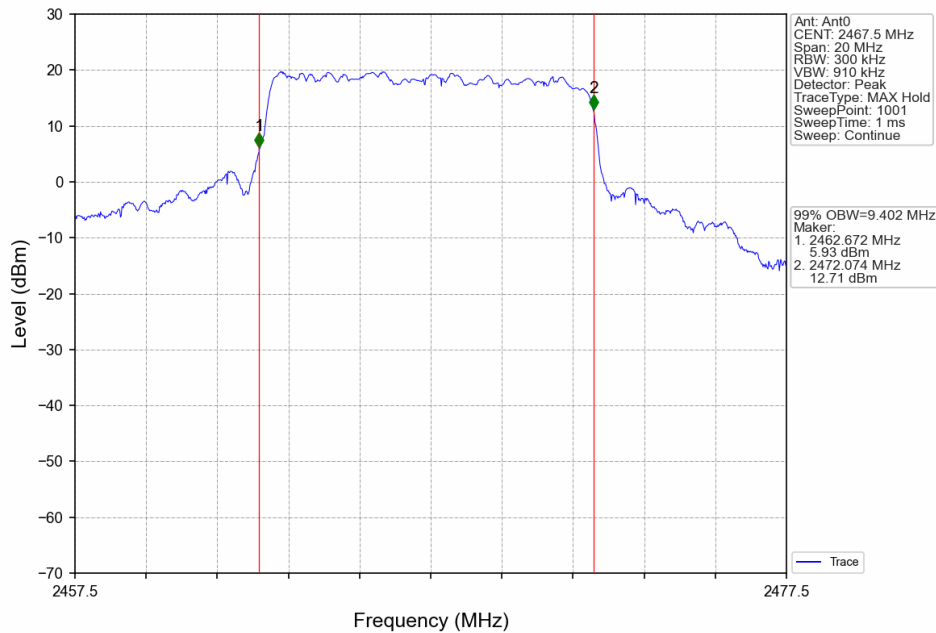
SGS-CSTC Standards Technical Services Co., Ltd.
Shenzhen Branch (Shenzhen) Laboratory

No.1 Workshop, M-10, Middle Section, Science & Technology Park, Nanshan District, Shenzhen, Guangdong, China 518057 t (86-755) 26012053 f (86-755) 26710594 www.sgsgroup.com.cn
中国·广东·深圳市南山区科技园中区M-10栋1号厂房 邮编: 518057 t (86-755) 26012053 f (86-755) 26710594 sgs.china@sgs.com

10M_MCH_2437.5MHz_Ant0_NTNV



10M_HCH_2467.5MHz_Ant0_NTNV



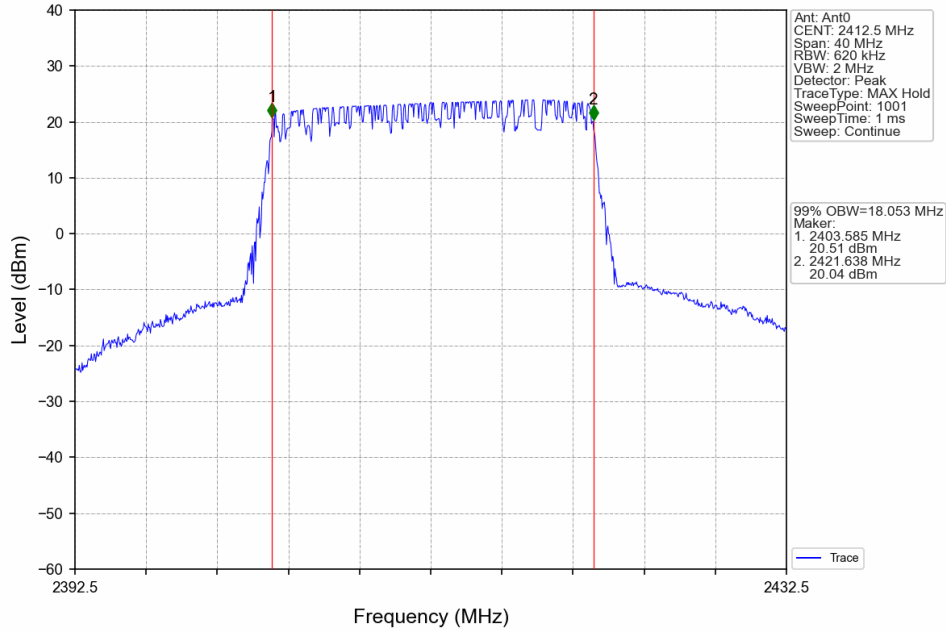
Unless otherwise agreed in writing, this document is issued by the Company subject to its General Conditions of Service printed overleaf, available on request or accessible at <https://www.sgs.com/en/Terms-and-Conditions>. Attention is drawn to the limitation of liability, indemnification and jurisdiction issues defined therein. Any holder of this document is advised that information contained hereon reflects the Company's findings at the time of its intervention only and within the limits of Client's instructions, if any. The Company's sole responsibility is to its Client and this document does not exonerate parties to a transaction from exercising all their rights and obligations under the transaction documents. This document cannot be reproduced except in full, without prior written approval of the Company. Any unauthorized alteration, forgery or falsification of the content or appearance of this document is unlawful and offenders may be prosecuted to the fullest extent of the law. Unless otherwise stated the results shown in this test report refer only to the sample(s) tested and such sample(s) are retained for 30 days only.

Attention: To check the authenticity of testing /inspection report & certificate, please contact us at telephone: (86-755) 8307 1443, or email: CN.Doccheck@sgs.com

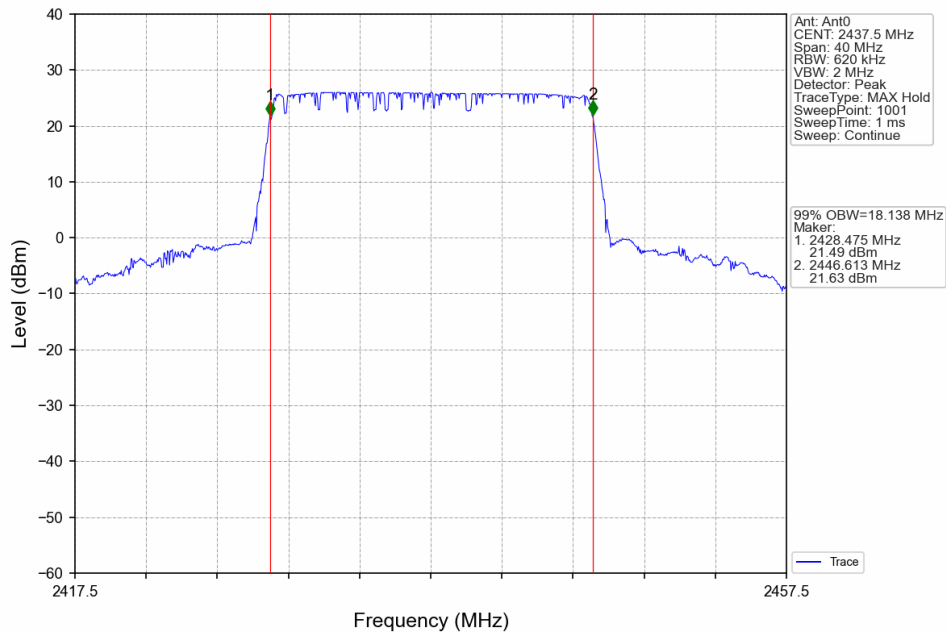
SGS-CSTC Standards Technical Services Co., Ltd.
Shenzhen Branch Testing & Calibration Laboratory

No.1 Workshop, M-10, Middle Section, Science & Technology Park, Nanshan District, Shenzhen, Guangdong, China 518057 t (86-755) 26012053 f (86-755) 26710594 www.sgs.com.cn
中国·广东·深圳市南山区科技园中区M-10栋1号厂房 邮编: 518057 t (86-755) 26012053 f (86-755) 26710594 sgs.china@sgs.com

20M_LCH_2412.5MHz_Ant0_NTNV



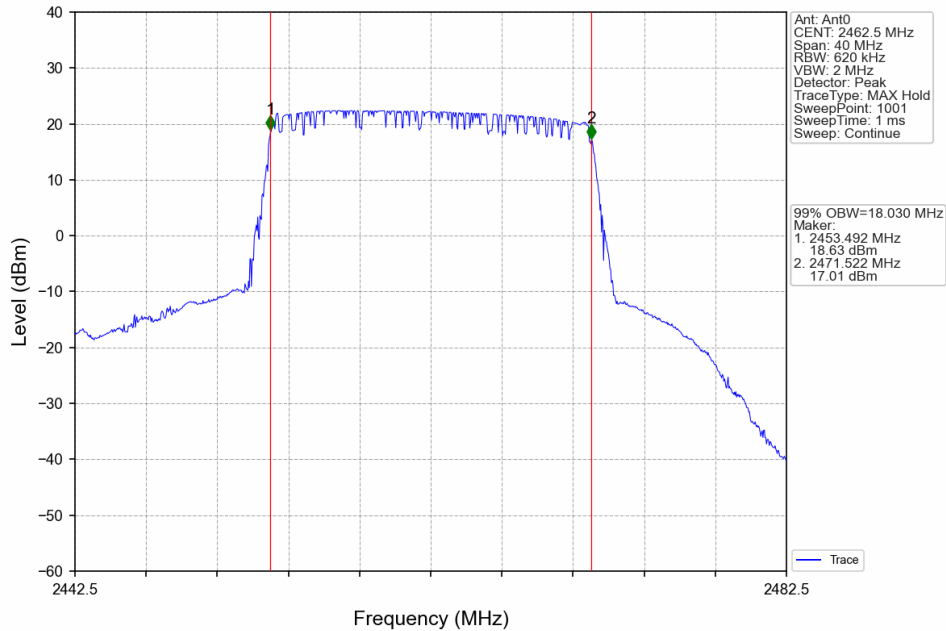
20M_MCH_2437.5MHz_Ant0_NTNV



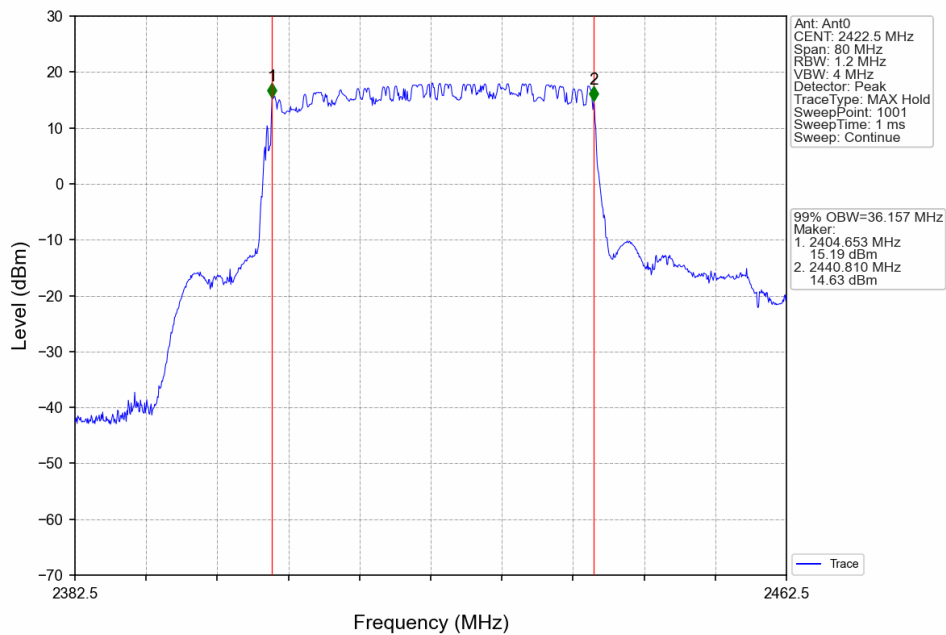
Unless otherwise agreed in writing, this document is issued by the Company subject to its General Conditions of Service printed overleaf, available on request or accessible at <https://www.sgs.com/en/Terms-and-Conditions>. Attention is drawn to the limitation of liability, indemnification and jurisdiction issues defined therein. Any holder of this document is advised that information contained hereon reflects the Company's findings at the time of its intervention only and within the limits of Client's instructions, if any. The Company's sole responsibility is to its Client and this document does not exonerate parties to a transaction from exercising all their rights and obligations under the transaction documents. This document cannot be reproduced except in full, without prior written approval of the Company. Any unauthorized alteration, forgery or falsification of the content or appearance of this document is unlawful and offenders may be prosecuted to the fullest extent of the law. Unless otherwise stated the results shown in this test report refer only to the sample(s) tested and such sample(s) are retained for 30 days only.

Attention: To check the authenticity of testing /inspection report & certificate, please contact us at telephone: (86-755) 8307 1443, or email: CN.Doccheck@sgs.com

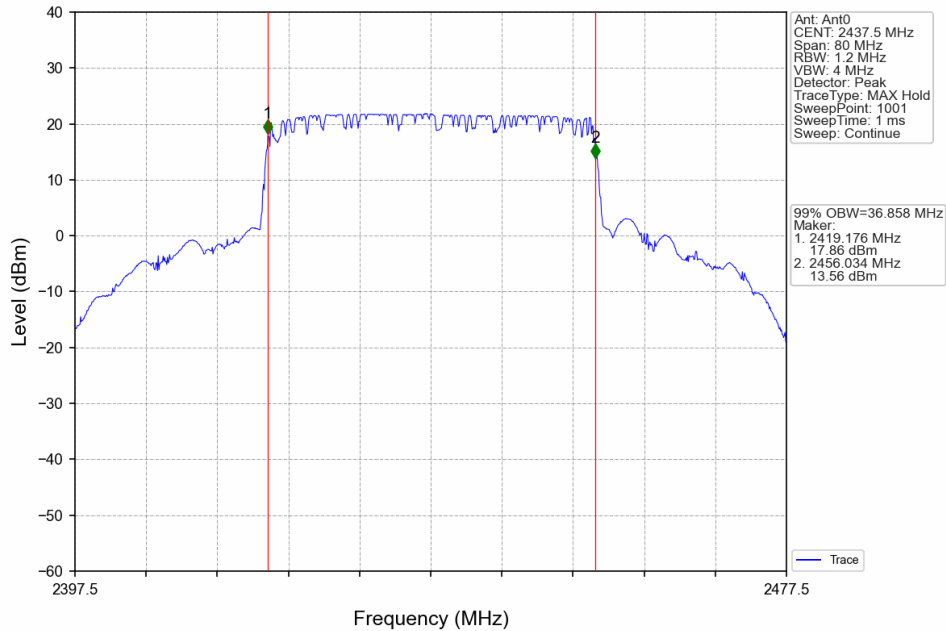
20M_HCH_2462.5MHz_Ant0_NTNV



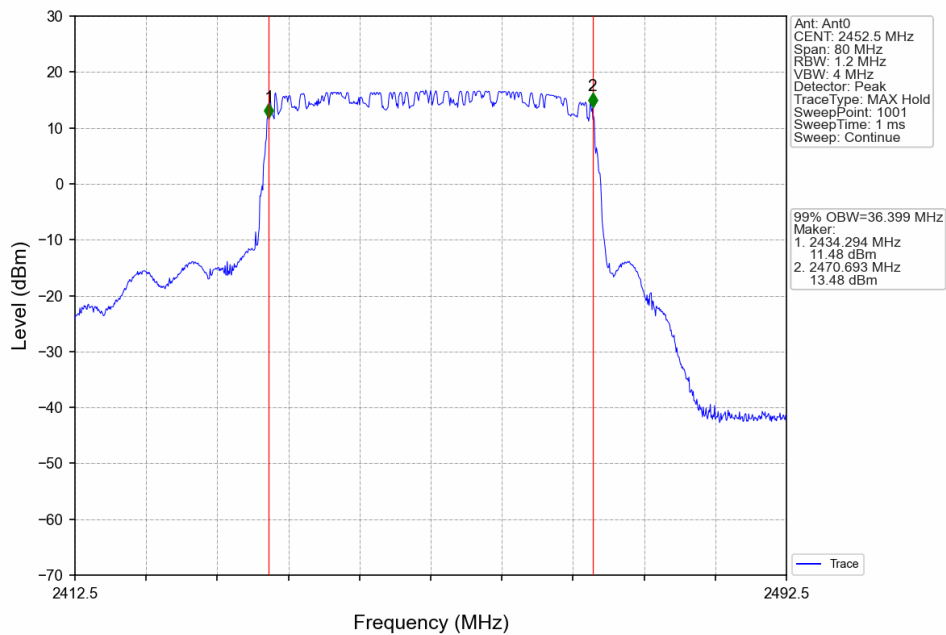
40M_LCH_2422.5MHz_Ant0_NTNV



40M_MCH_2437.5MHz_Ant0_NTNV



40M_HCH_2452.5MHz_Ant0_NTNV



SGS-CSTC Standards Technical Services Co., Ltd. Shenzhen Branch

SZEMC-TRF-01 Rev. A/0 Aug01,2022

Report No.: SZCR230900303005

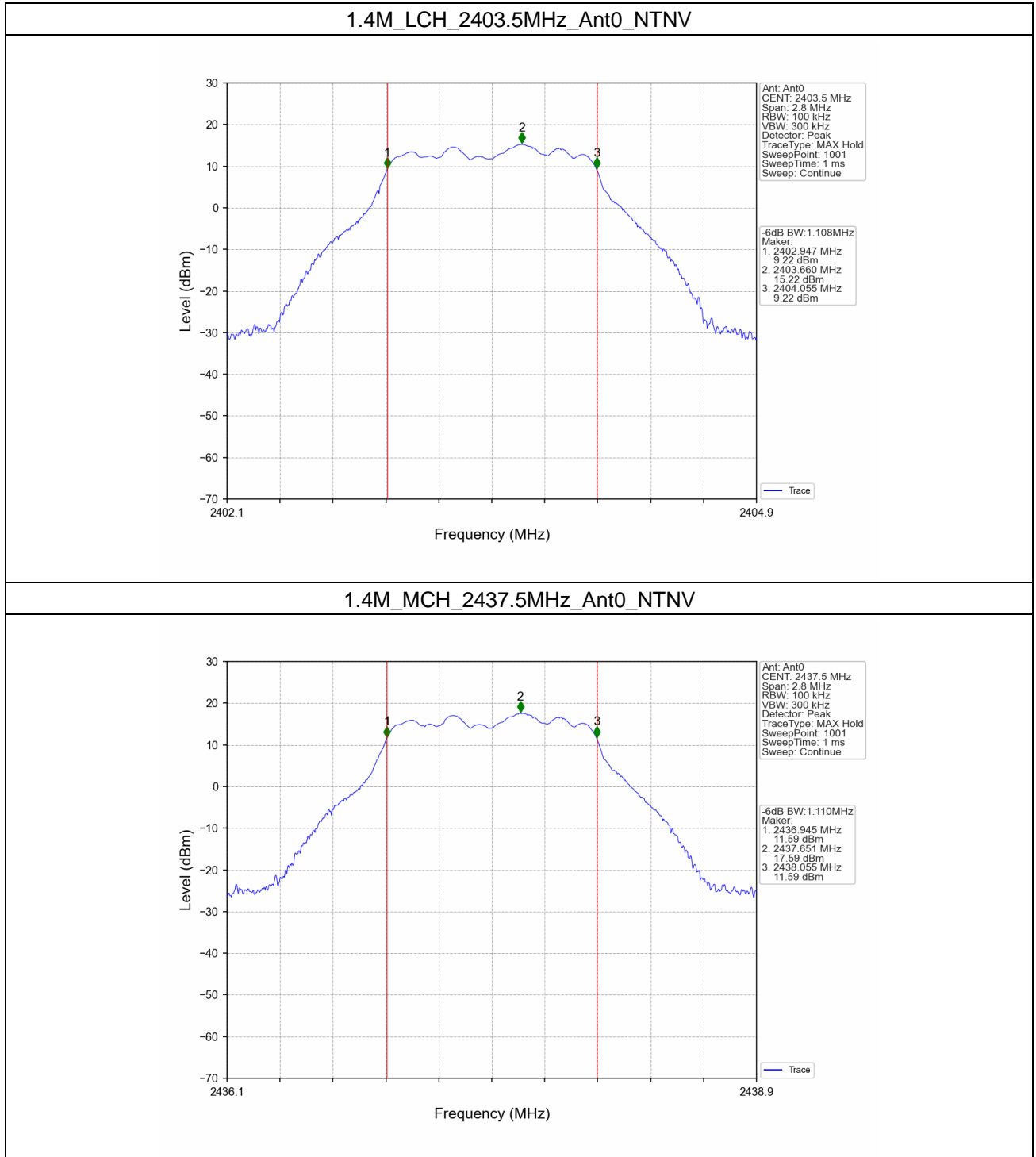
Page: 117 of 446

2.2 6dB BW

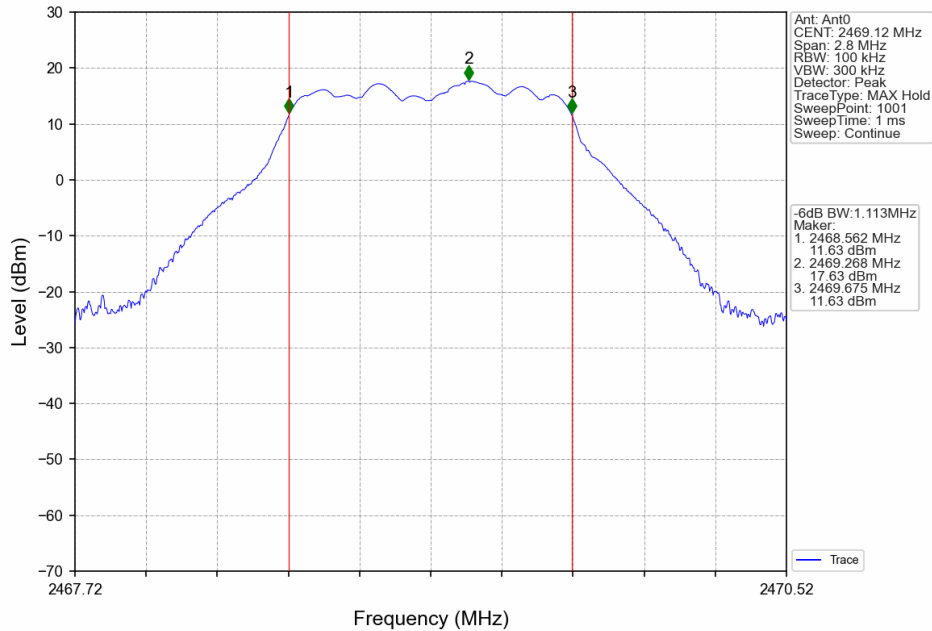
2.2.1 Test Result

Mode	TX Type	Frequency (MHz)	ANT	6dB Bandwidth (MHz)		Verdict
				Result	Limit	
1.4M	SISO	2403.5	0	1.108	≥ 0.5	Pass
		2437.5	0	1.110	≥ 0.5	Pass
		2469.12	0	1.113	≥ 0.5	Pass
3M	SISO	2405.5	0	2.219	≥ 0.5	Pass
		2438.2	0	2.213	≥ 0.5	Pass
		2468.2	0	2.222	≥ 0.5	Pass
5M	SISO	2404.5	0	4.358	≥ 0.5	Pass
		2439.5	0	4.360	≥ 0.5	Pass
		2469.5	0	4.353	≥ 0.5	Pass
10M	SISO	2407.5	0	9.007	≥ 0.5	Pass
		2437.5	0	9.023	≥ 0.5	Pass
		2467.5	0	9.024	≥ 0.5	Pass
20M	SISO	2412.5	0	17.973	≥ 0.5	Pass
		2437.5	0	18.021	≥ 0.5	Pass
		2462.5	0	17.951	≥ 0.5	Pass
40M	SISO	2422.5	0	35.881	≥ 0.5	Pass
		2437.5	0	35.971	≥ 0.5	Pass
		2452.5	0	35.921	≥ 0.5	Pass

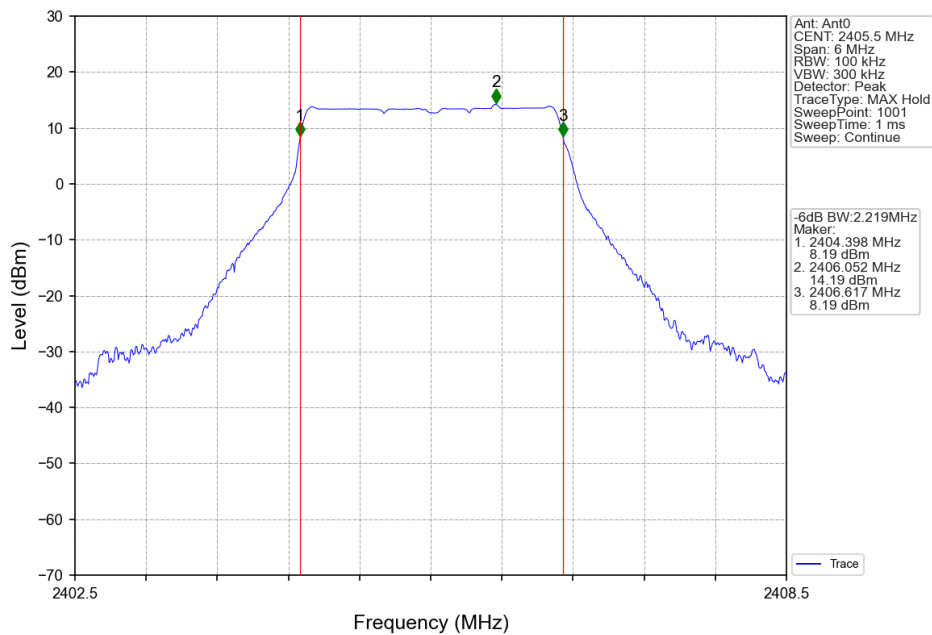
2.2.2 Test Graph



1.4M_HCH_2469.12MHz_Ant0_NTNV



3M_LCH_2405.5MHz_Ant0_NTNV



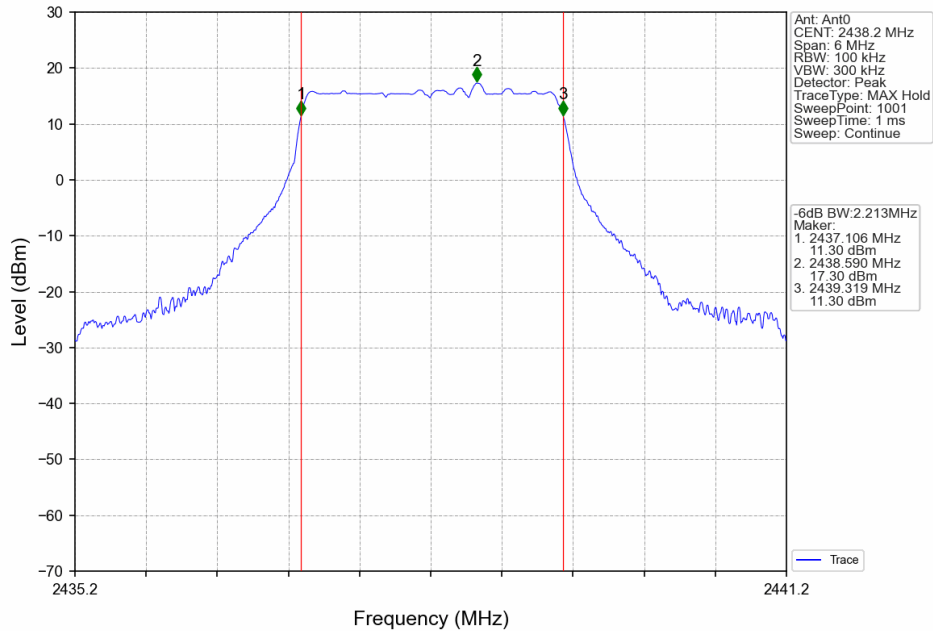
Unless otherwise agreed in writing, this document is issued by the Company subject to its General Conditions of Service printed overleaf, available on request or accessible at <https://www.sgs.com/en/Terms-and-Conditions>. Attention is drawn to the limitation of liability, indemnification and jurisdiction issues defined therein. Any holder of this document is advised that information contained hereon reflects the Company's findings at the time of its intervention only and within the limits of Client's instructions, if any. The Company's sole responsibility is to its Client and this document does not exonerate parties to a transaction from exercising all their rights and obligations under the transaction documents. This document cannot be reproduced except in full, without prior written approval of the Company. Any unauthorized alteration, forgery or falsification of the content or appearance of this document is unlawful and offenders may be prosecuted to the fullest extent of the law. Unless otherwise stated the results shown in this test report refer only to the sample(s) tested and such sample(s) are retained for 30 days only.

Attention: To check the authenticity of testing /inspection report & certificate, please contact us at telephone: (86-755) 8307 1443, or email: CN.Doccheck@sgs.com

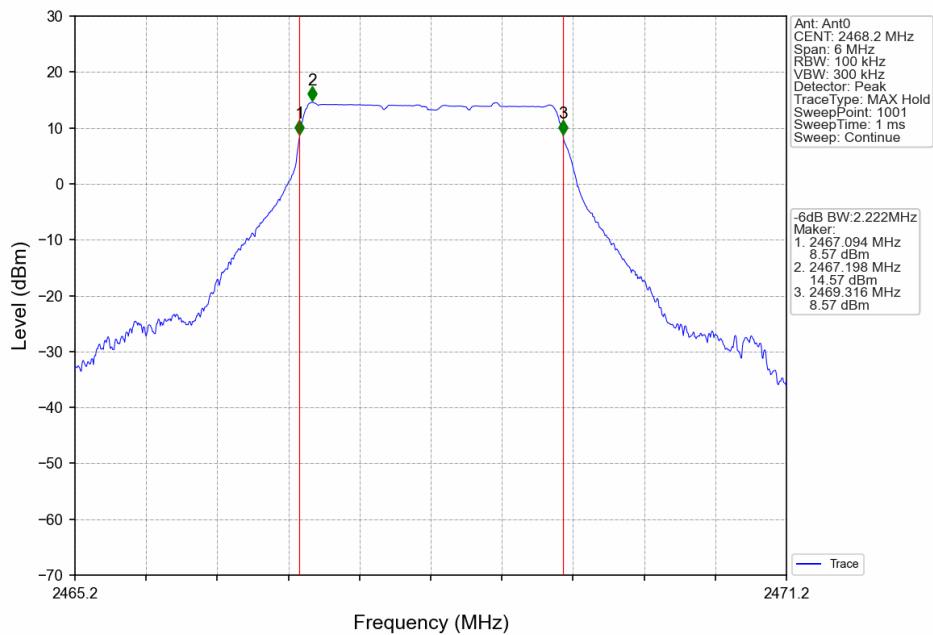
SGS-CSTC Standards Technical Services Co., Ltd.
Shenzhen Branch Testing & Calibration Laboratory

No.1 Workshop, M-10, Middle Section, Science & Technology Park, Nanshan District, Shenzhen, Guangdong, China 518057 t (86-755) 26012053 f (86-755) 26710594 www.sgs.com.cn
中国·广东·深圳市南山区科技园中区M-10栋1号厂房 邮编: 518057 t (86-755) 26012053 f (86-755) 26710594 sgs.china@sgs.com

3M_MCH_2438.2MHz_Ant0_NTNV



3M_HCH_2468.2MHz_Ant0_NTNV



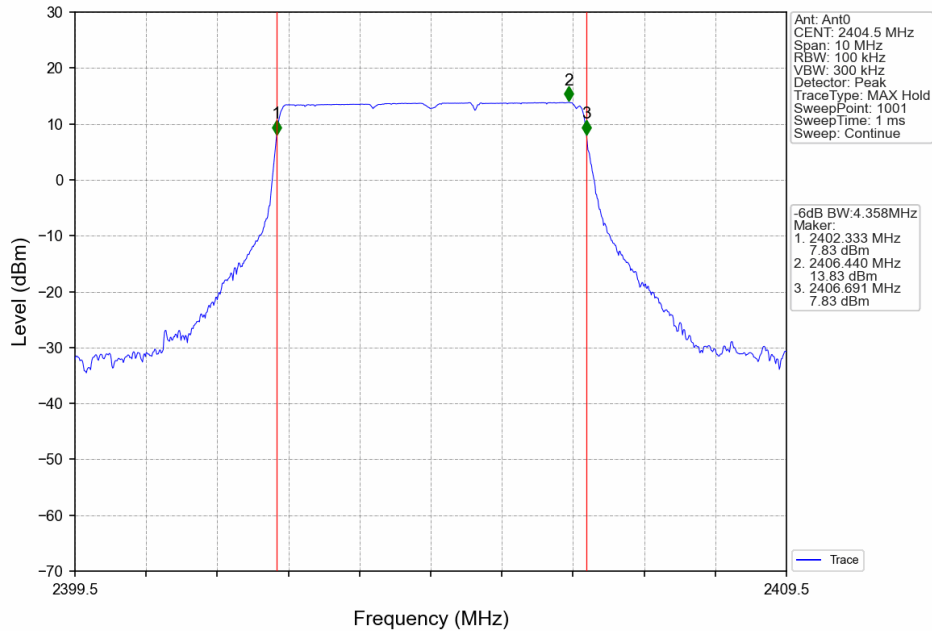
Unless otherwise agreed in writing, this document is issued by the Company subject to its General Conditions of Service printed overleaf, available on request or accessible at <https://www.sgs.com/en/Terms-and-Conditions>. Attention is drawn to the limitation of liability, indemnification and jurisdiction issues defined therein. Any holder of this document is advised that information contained hereon reflects the Company's findings at the time of its intervention only and within the limits of Client's instructions, if any. The Company's sole responsibility is to its Client and this document does not exonerate parties to a transaction from exercising all their rights and obligations under the transaction documents. This document cannot be reproduced except in full, without prior written approval of the Company. Any unauthorized alteration, forgery or falsification of the content or appearance of this document is unlawful and offenders may be prosecuted to the fullest extent of the law. Unless otherwise stated the results shown in this test report refer only to the sample(s) tested and such sample(s) are retained for 30 days only.

Attention: To check the authenticity of testing /inspection report & certificate, please contact us at telephone: (86-755) 8307 1443, or email: CN.Doccheck@sgs.com

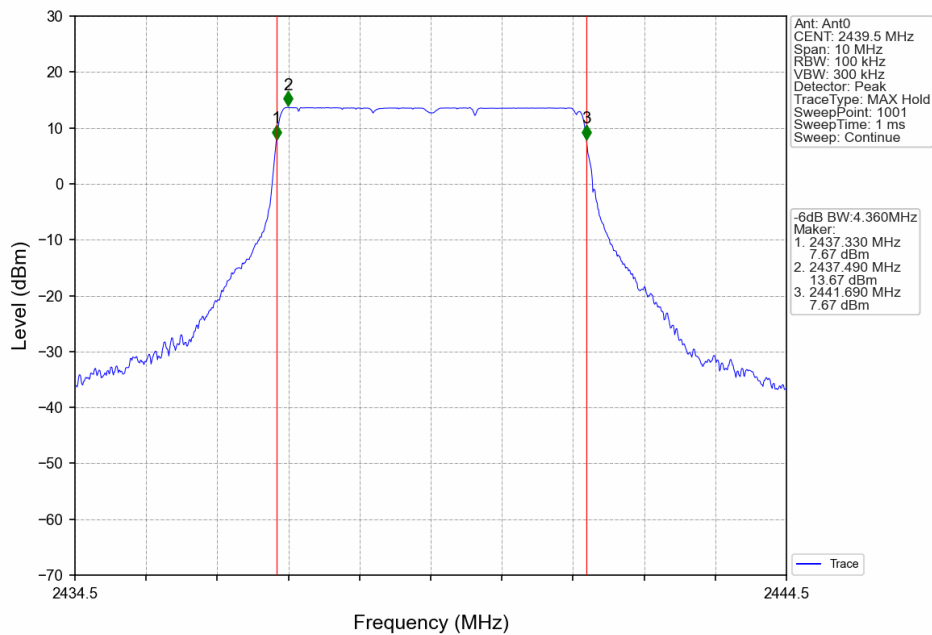
SGS-CSTC Standards Technical Services Co., Ltd.
Shenzhen Branch Testing & Calibration Laboratory

No.1 Workshop, M-10, Middle Section, Science & Technology Park, Nanshan District, Shenzhen, Guangdong, China 518057 t (86-755) 26012053 f (86-755) 26710594 www.sgs.com.cn
中国·广东·深圳市南山区科技园中区M-10栋1号厂房 邮编: 518057 t (86-755) 26012053 f (86-755) 26710594 sgs.china@sgs.com

5M_LCH_2404.5MHz_Ant0_NTNV



5M_MCH_2439.5MHz_Ant0_NTNV



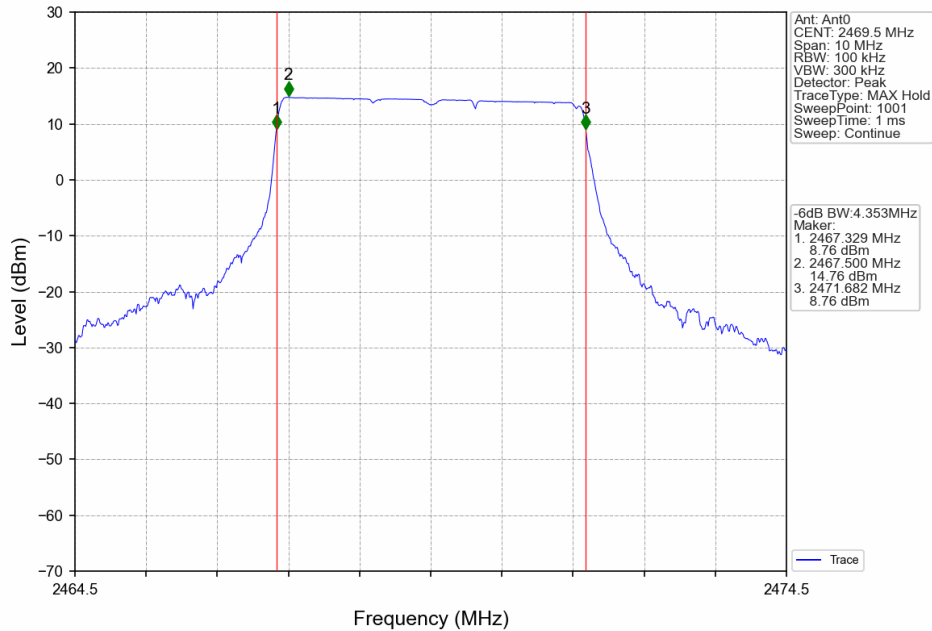
Unless otherwise agreed in writing, this document is issued by the Company subject to its General Conditions of Service printed overleaf, available on request or accessible at <https://www.sgs.com/en/Terms-and-Conditions>. Attention is drawn to the limitation of liability, indemnification and jurisdiction issues defined therein. Any holder of this document is advised that information contained hereon reflects the Company's findings at the time of its intervention only and within the limits of Client's instructions, if any. The Company's sole responsibility is to its Client and this document does not exonerate parties to a transaction from exercising all their rights and obligations under the transaction documents. This document cannot be reproduced except in full, without prior written approval of the Company. Any unauthorized alteration, forgery or falsification of the content or appearance of this document is unlawful and offenders may be prosecuted to the fullest extent of the law. Unless otherwise stated the results shown in this test report refer only to the sample(s) tested and such sample(s) are retained for 30 days only.

Attention: To check the authenticity of testing /inspection report & certificate, please contact us at telephone: (86-755) 8307 1443, or email: CN.Doccheck@sgs.com

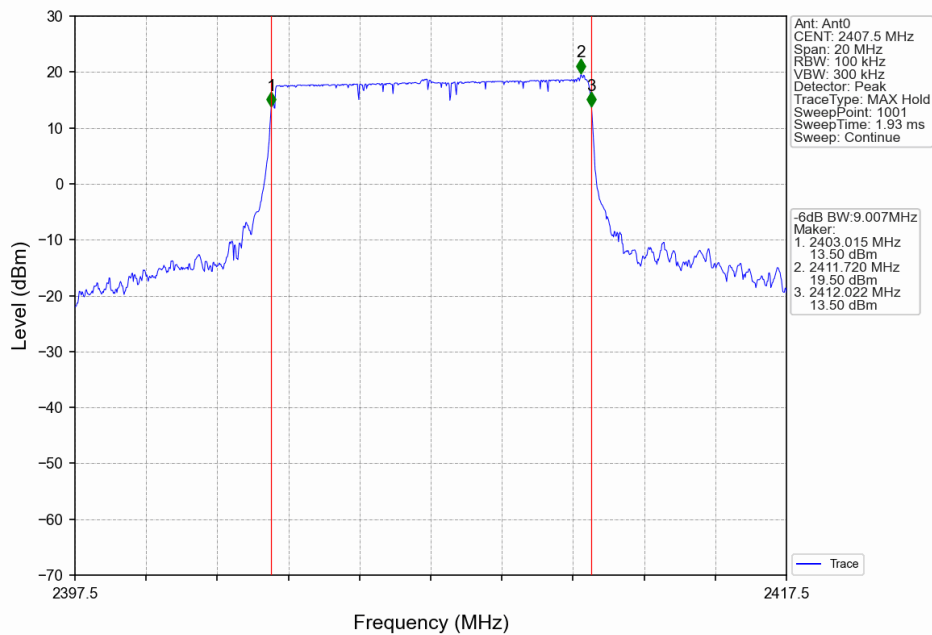
SGS-CSTC Standards Technical Services Co., Ltd.
Shenzhen Branch Testing & Calibration Laboratory

No.1 Workshop, M-10, Middle Section, Science & Technology Park, Nanshan District, Shenzhen, Guangdong, China 518057 t (86-755) 26012053 f (86-755) 26710594 www.sgsgroup.com.cn
中国·广东·深圳市南山区科技园中区M-10栋1号厂房 邮编:518057 t (86-755) 26012053 f (86-755) 26710594 sgs.china@sgs.com

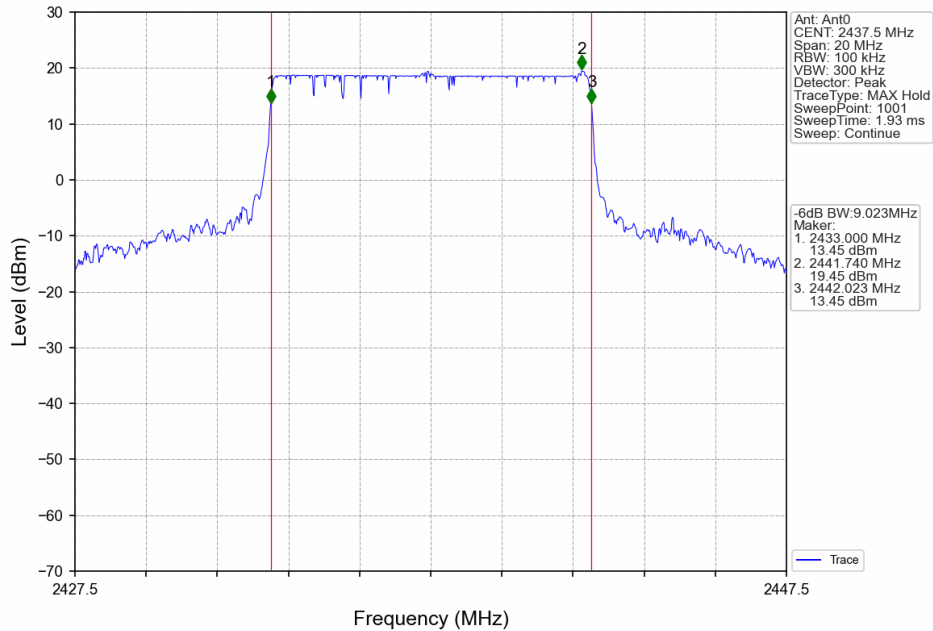
5M_HCH_2469.5MHz_Ant0_NTNV



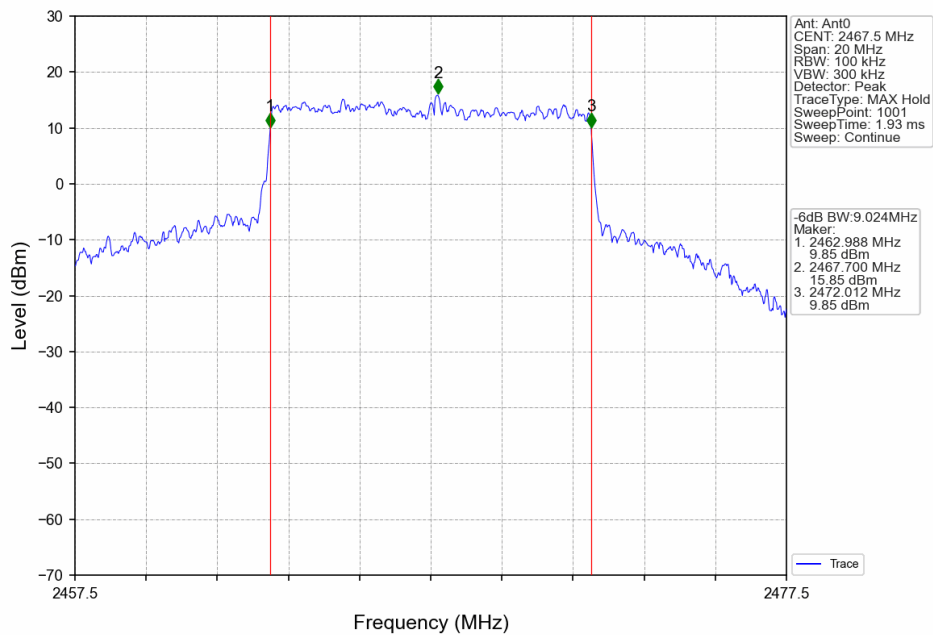
10M_LCH_2407.5MHz_Ant0_NTNV



10M_MCH_2437.5MHz_Ant0_NTNV



10M_HCH_2467.5MHz_Ant0_NTNV



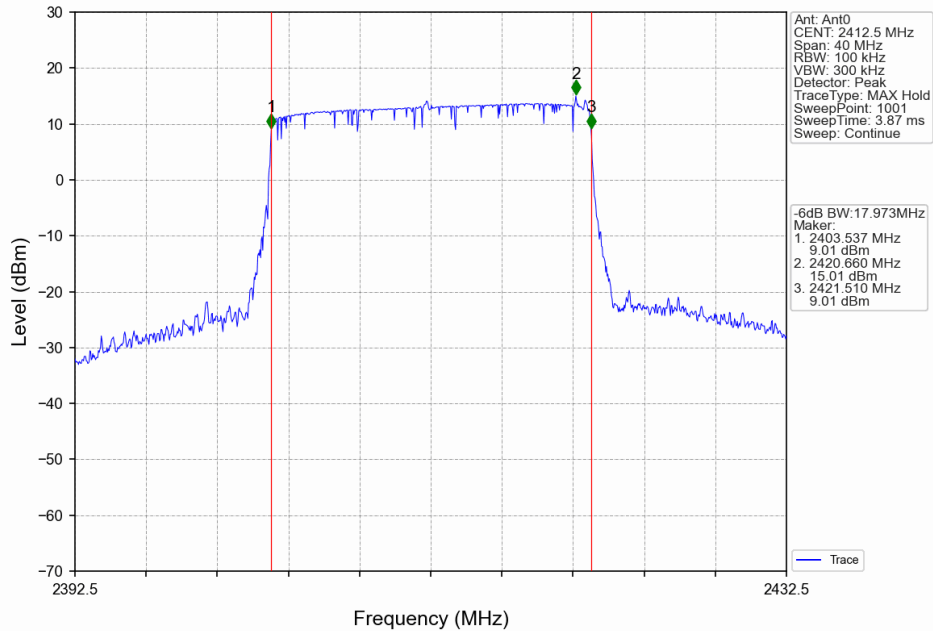
Unless otherwise agreed in writing, this document is issued by the Company subject to its General Conditions of Service printed overleaf, available on request or accessible at <https://www.sgs.com/en/Terms-and-Conditions>. Attention is drawn to the limitation of liability, indemnification and jurisdiction issues defined therein. Any holder of this document is advised that information contained hereon reflects the Company's findings at the time of its intervention only and within the limits of Client's instructions, if any. The Company's sole responsibility is to its Client and this document does not exonerate parties to a transaction from exercising all their rights and obligations under the transaction documents. This document cannot be reproduced except in full, without prior written approval of the Company. Any unauthorized alteration, forgery or falsification of the content or appearance of this document is unlawful and offenders may be prosecuted to the fullest extent of the law. Unless otherwise stated the results shown in this test report refer only to the sample(s) tested and such sample(s) are retained for 30 days only.

Attention: To check the authenticity of testing /inspection report & certificate, please contact us at telephone: (86-755) 8307 1443, or email: CN.Doccheck@sgs.com

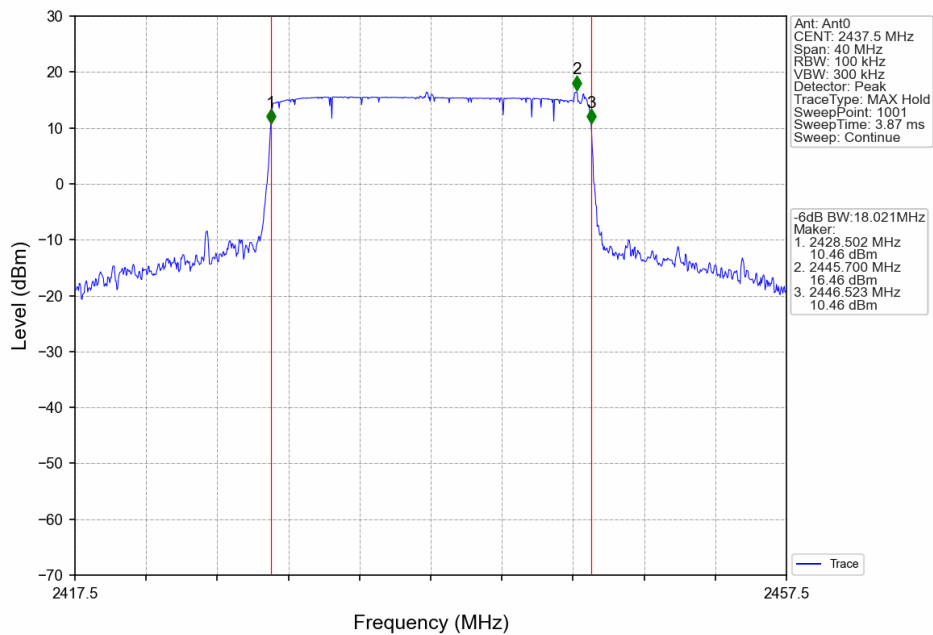
SGS-CSTC Standards Technical Services Co., Ltd.
Shenzhen Branch Testing & Calibration Laboratory

No.1 Workshop, M-10, Middle Section, Science & Technology Park, Nanshan District, Shenzhen, Guangdong, China 518057 t (86-755) 26012053 f (86-755) 26710594 www.sgs.com.cn
中国·广东·深圳市南山区科技园中区M-10栋1号厂房 邮编: 518057 t (86-755) 26012053 f (86-755) 26710594 sgs.china@sgs.com

20M_LCH_2412.5MHz_Ant0_NTNV



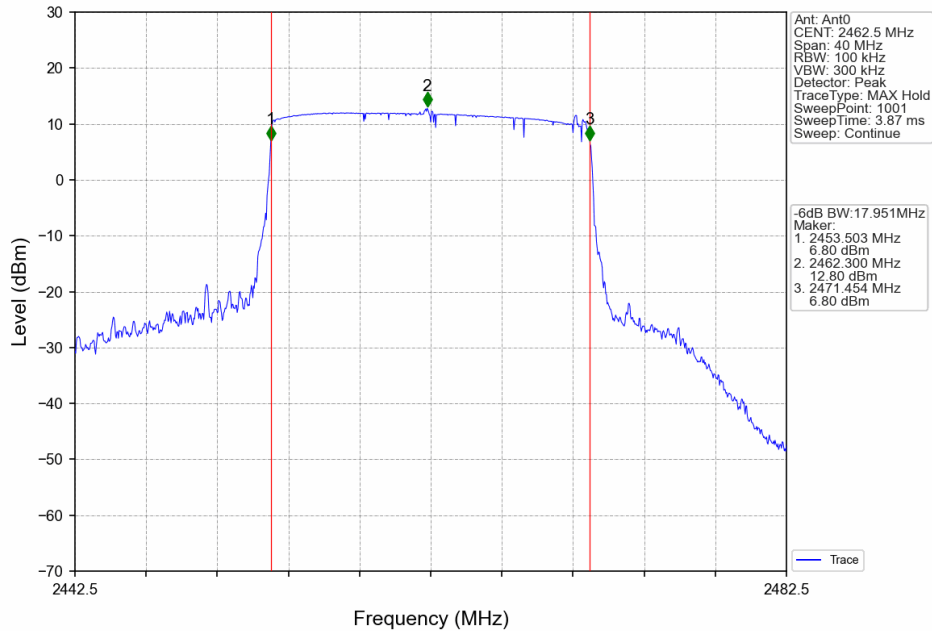
20M_MCH_2437.5MHz_Ant0_NTNV



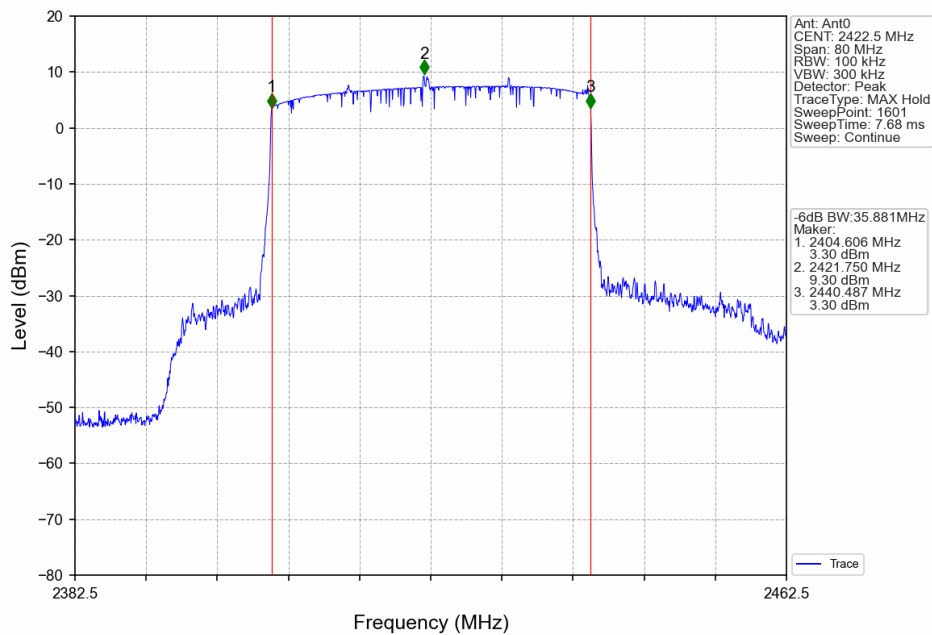
Unless otherwise agreed in writing, this document is issued by the Company subject to its General Conditions of Service printed overleaf, available on request or accessible at <https://www.sgs.com/en/Terms-and-Conditions>. Attention is drawn to the limitation of liability, indemnification and jurisdiction issues defined therein. Any holder of this document is advised that information contained hereon reflects the Company's findings at the time of its intervention only and within the limits of Client's instructions, if any. The Company's sole responsibility is to its Client and this document does not exonerate parties to a transaction from exercising all their rights and obligations under the transaction documents. This document cannot be reproduced except in full, without prior written approval of the Company. Any unauthorized alteration, forgery or falsification of the content or appearance of this document is unlawful and offenders may be prosecuted to the fullest extent of the law. Unless otherwise stated the results shown in this test report refer only to the sample(s) tested and such sample(s) are retained for 30 days only.

Attention: To check the authenticity of testing /inspection report & certificate, please contact us at telephone: (86-755) 8307 1443, or email: CN.Doccheck@sgs.com

20M_HCH_2462.5MHz_Ant0_NTNV



40M_LCH_2422.5MHz_Ant0_NTNV



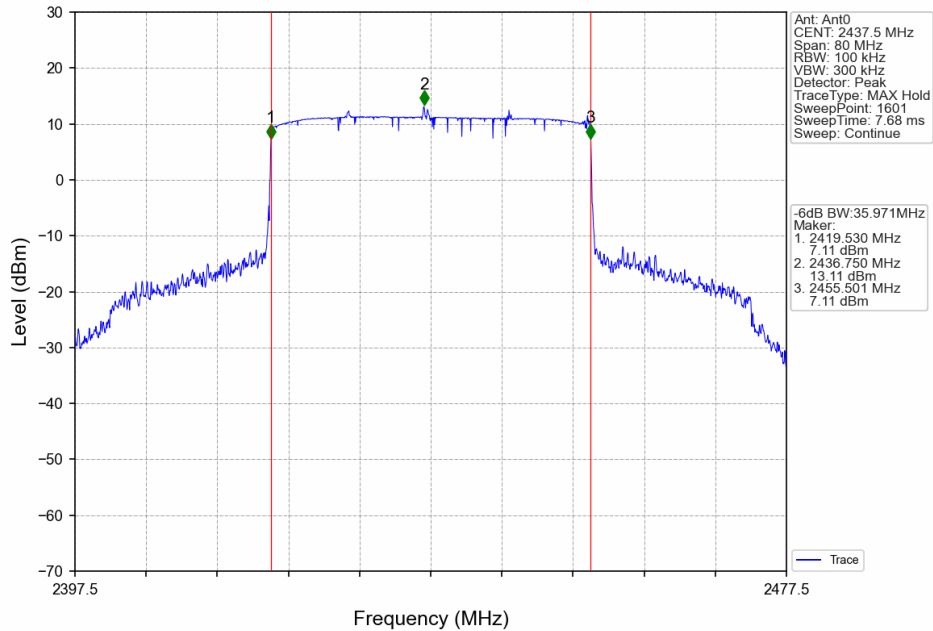
Unless otherwise agreed in writing, this document is issued by the Company subject to its General Conditions of Service printed overleaf, available on request or accessible at <https://www.sgs.com/en/Terms-and-Conditions>. Attention is drawn to the limitation of liability, indemnification and jurisdiction issues defined therein. Any holder of this document is advised that information contained hereon reflects the Company's findings at the time of its intervention only and within the limits of Client's instructions, if any. The Company's sole responsibility is to its Client and this document does not exonerate parties to a transaction from exercising all their rights and obligations under the transaction documents. This document cannot be reproduced except in full, without prior written approval of the Company. Any unauthorized alteration, forgery or falsification of the content or appearance of this document is unlawful and offenders may be prosecuted to the fullest extent of the law. Unless otherwise stated the results shown in this test report refer only to the sample(s) tested and such sample(s) are retained for 30 days only.

Attention: To check the authenticity of testing /inspection report & certificate, please contact us at telephone: (86-755) 8307 1443, or email: CN.Doccheck@sgs.com

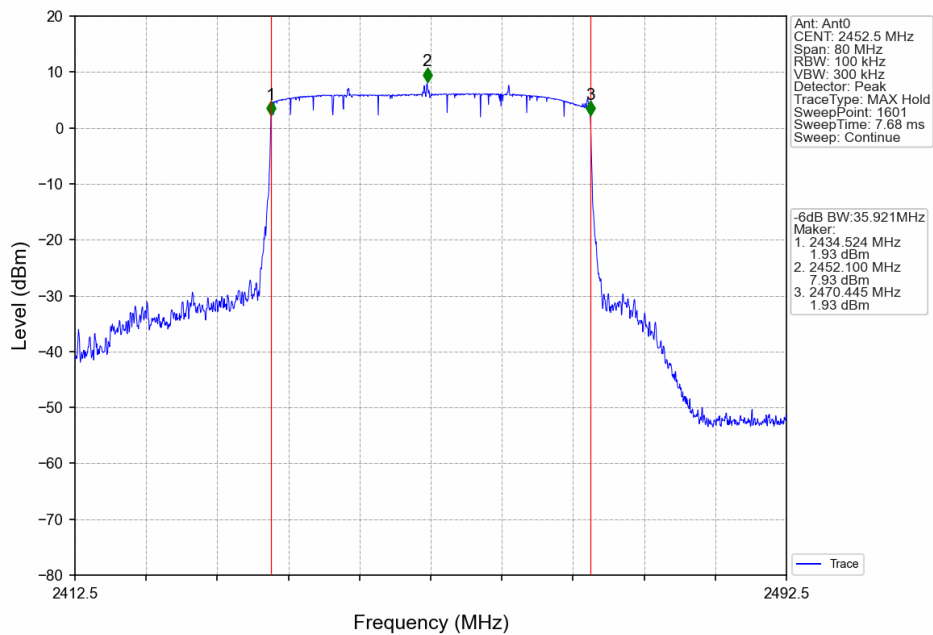
SGS-CSTC Standards Technical Services Co., Ltd.
Shenzhen Branch Testing & Calibration Laboratory

No.1 Workshop, M-10, Middle Section, Science & Technology Park, Nanshan District, Shenzhen, Guangdong, China 518057 t (86-755) 26012053 f (86-755) 26710594 www.sgsgroup.com.cn
中国·广东·深圳市南山区科技园中区M-10栋1号厂房 邮编: 518057 t (86-755) 26012053 f (86-755) 26710594 sgs.china@sgs.com

40M_MCH_2437.5MHz_Ant0_NTNV



40M_HCH_2452.5MHz_Ant0_NTNV



3. Maximum Conducted Output Power

3.1 Power

3.1.1 Test Result

Mode	TX Type	Frequency (MHz)	Maximum Average Conducted Output Power (dBm)					Verdict
			ANT0	ANT1	ANT2	ANT3	Limit	
1.4M	SISO	2403.5	18.66	18.77	18.91	19.19	<=30	Pass
		2437.5	18.78	18.61	18.69	19.03	<=30	Pass
		2469.12	18.73	18.73	18.62	19.11	<=30	Pass
3M	SISO	2405.5	18.90	19.13	18.97	19.02	<=30	Pass
		2438.2	19.21	19.19	18.86	19.18	<=30	Pass
		2468.2	18.92	19.07	19.19	19.07	<=30	Pass
5M	SISO	2404.5	19.33	19.05	18.98	19.13	<=30	Pass
		2439.5	19.23	18.73	18.95	18.92	<=30	Pass
		2469.5	18.98	18.91	19.12	19.26	<=30	Pass
10M	SISO	2407.5	24.22	24.33	25.04	24.12	<=30	Pass
		2437.5	26.49	26.32	26.49	26.41	<=30	Pass
		2467.5	25.42	25.15	25.21	25.72	<=30	Pass
20M	SISO	2412.5	24.15	24.53	24.36	24.52	<=30	Pass
		2437.5	26.39	26.47	26.40	26.18	<=30	Pass
		2462.5	24.89	24.51	24.39	24.52	<=30	Pass
40M	SISO	2422.5	23.25	22.96	23.07	23.18	<=30	Pass
		2437.5	26.09	26.00	26.27	26.96	<=30	Pass
		2452.5	23.25	23.58	23.88	23.59	<=30	Pass

Note1: Antenna Gain: Ant0: 1.50dBi; Ant1: 1.50dBi; Ant2: 1.50dBi; Ant3: 1.50dBi;

SGS-CSTC Standards Technical Services Co., Ltd. Shenzhen Branch

SZEMC-TRF-01 Rev. A/0 Aug01,2022

Report No.: SZCR230900303005

Page: 128 of 446

Mode	TX Type	Frequency (MHz)	Maximum Average Conducted Output Power (dBm)			Verdict
			ANT4	ANT5	Limit	
1.4M	SISO	2403.5	18.84	18.99	<=30	Pass
		2437.5	18.52	18.91	<=30	Pass
		2469.12	18.71	18.95	<=30	Pass
3M	SISO	2405.5	18.97	19.22	<=30	Pass
		2438.2	19.22	18.97	<=30	Pass
		2468.2	18.95	19.19	<=30	Pass
5M	SISO	2404.5	19.24	19.11	<=30	Pass
		2439.5	19.32	18.91	<=30	Pass
		2469.5	19.15	18.96	<=30	Pass
10M	SISO	2407.5	24.31	24.18	<=30	Pass
		2437.5	26.83	26.47	<=30	Pass
		2467.5	25.63	25.41	<=30	Pass
20M	SISO	2412.5	24.86	24.98	<=30	Pass
		2437.5	26.85	26.51	<=30	Pass
		2462.5	24.74	24.63	<=30	Pass
40M	SISO	2422.5	23.53	22.99	<=30	Pass
		2437.5	26.78	26.49	<=30	Pass
		2452.5	23.14	23.94	<=30	Pass

Note1: Antenna Gain: Ant4: 1dBi; Ant5: 1dBi;



Unless otherwise agreed in writing, this document is issued by the Company subject to its General Conditions of Service printed overleaf, available on request or accessible at <https://www.sgs.com/en/Terms-and-Conditions>. Attention is drawn to the limitation of liability, indemnification and jurisdiction issues defined therein. Any holder of this document is advised that information contained hereon reflects the Company's findings at the time of its intervention only and within the limits of Client's instructions, if any. The Company's sole responsibility is to its Client and this document does not exonerate parties to a transaction from exercising all their rights and obligations under the transaction documents. This document cannot be reproduced except in full, without prior written approval of the Company. Any unauthorized alteration, forgery or falsification of the content or appearance of this document is unlawful and offenders may be prosecuted to the fullest extent of the law. Unless otherwise stated the results shown in this test report refer only to the sample(s) tested and such sample(s) are retained for 30 days only.

Attention: To check the authenticity of testing / inspection report & certificate, please contact us at telephone: (86-755) 8307 1443, or email: CN.Doccheck@sgs.com

SGS-CSTC Standards Technical Services Co., Ltd.
Shenzhen Branch Testing & Calibration Laboratory

No.1 Workshop, M-10, Middle Section, Science & Technology Park, Nanshan District, Shenzhen, Guangdong, China 518057 t (86-755) 26012053 f (86-755) 26710594 www.sgs.com.cn
中国·广东·深圳市南山区科技园中区M-10栋1号厂房 邮编: 518057 t (86-755) 26012053 f (86-755) 26710594 sgs.china@sgs.com

4. Maximum Power Spectral Density

4.1 PSD

4.1.1 Test Result

Mode	TX Type	Frequency (MHz)	Maximum PSD (dBm/3kHz)					Verdict
			ANT0	ANT1	ANT2	ANT3	Limit	
1.4M	SISO	2403.5	1.51	1.58	1.54	0.78	<=8	Pass
		2437.5	1.06	1.14	1.54	0.84	<=8	Pass
		2469.12	1.25	0.97	1.11	1.03	<=8	Pass
3M	SISO	2405.5	-1.30	-1.03	-0.60	-1.11	<=8	Pass
		2438.2	-1.56	-1.00	-1.35	-1.34	<=8	Pass
		2468.2	-0.93	-1.69	-1.96	-1.61	<=8	Pass
5M	SISO	2404.5	-4.53	-4.80	-4.27	-4.89	<=8	Pass
		2439.5	-4.64	-4.96	-4.43	-5.29	<=8	Pass
		2469.5	-3.87	-4.41	-4.00	-4.72	<=8	Pass
10M	SISO	2407.5	-0.66	-0.12	0.45	-0.87	<=8	Pass
		2437.5	0.04	-0.44	-0.16	-0.09	<=8	Pass
		2467.5	-1.03	-1.51	-1.37	-0.41	<=8	Pass
20M	SISO	2412.5	-5.53	-4.63	-5.07	-5.45	<=8	Pass
		2437.5	-0.51	-3.22	-3.11	-2.89	<=8	Pass
		2462.5	-6.53	-7.60	-6.73	-7.81	<=8	Pass
40M	SISO	2422.5	-7.24	-11.28	-7.47	-9.42	<=8	Pass
		2437.5	-5.33	-6.87	-4.57	-7.48	<=8	Pass
		2452.5	-8.35	-7.07	-9.33	-8.79	<=8	Pass

Note1: Antenna Gain: Ant0: 1.50dBi; Ant1: 1.50dBi; Ant2: 1.50dBi; Ant3: 1.50dBi;

SGS-CSTC Standards Technical Services Co., Ltd. Shenzhen Branch

SZEMC-TRF-01 Rev. A/0 Aug01,2022

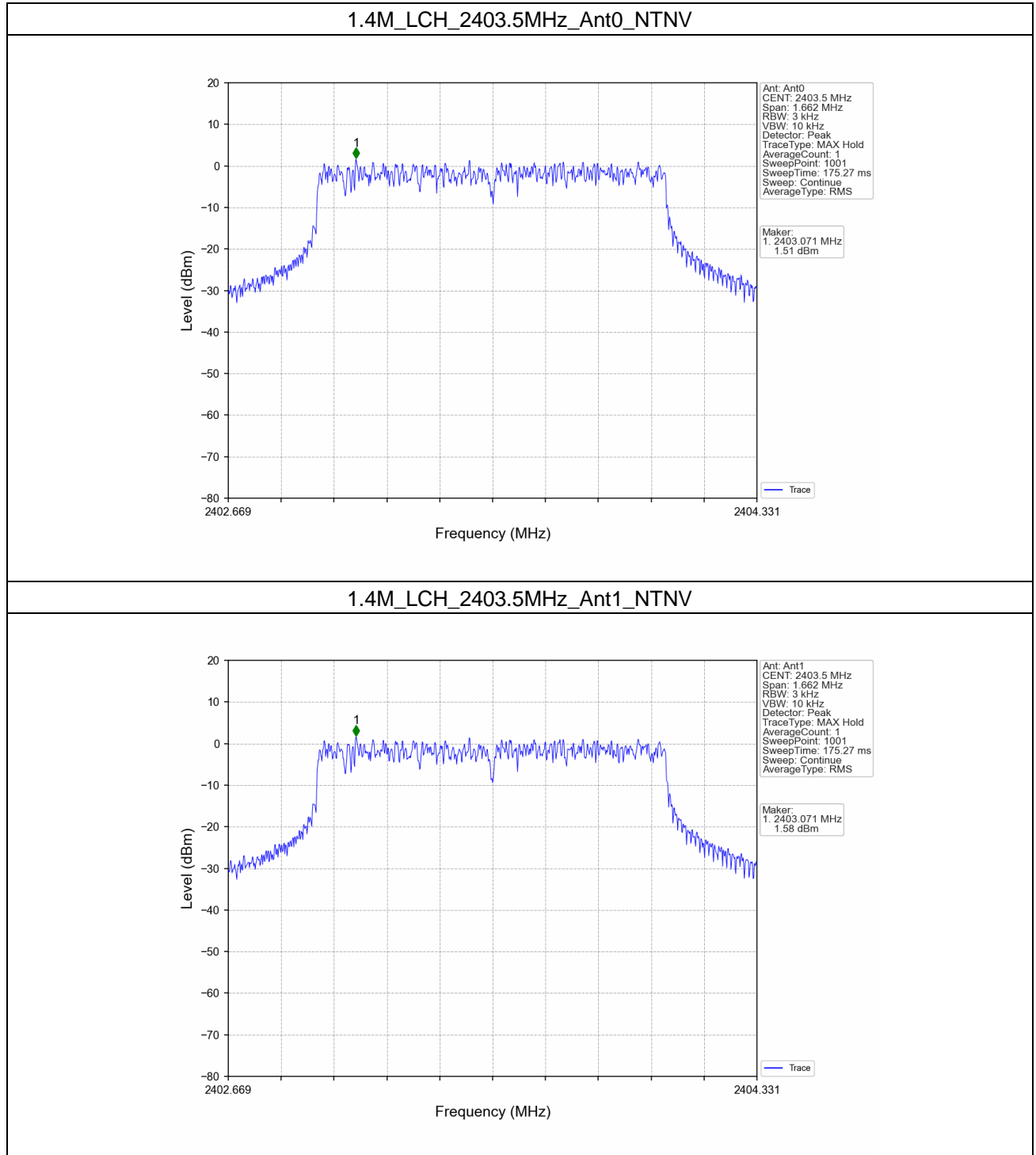
Report No.: SZCR230900303005

Page: 130 of 446

Mode	TX Type	Frequency (MHz)	Maximum PSD (dBm/3kHz)			Verdict
			ANT4	ANT5	Limit	
1.4M	SISO	2403.5	1.15	0.88	<=8	Pass
		2437.5	1.47	1.00	<=8	Pass
		2469.12	1.38	1.14	<=8	Pass
3M	SISO	2405.5	-0.69	-1.80	<=8	Pass
		2438.2	-0.08	-0.43	<=8	Pass
		2468.2	-0.79	-0.96	<=8	Pass
5M	SISO	2404.5	-4.08	-4.30	<=8	Pass
		2439.5	-3.48	-4.56	<=8	Pass
		2469.5	-3.76	-3.85	<=8	Pass
10M	SISO	2407.5	-0.73	-0.19	<=8	Pass
		2437.5	0.39	0.76	<=8	Pass
		2467.5	0.03	-0.66	<=8	Pass
20M	SISO	2412.5	-4.37	-4.98	<=8	Pass
		2437.5	-2.44	-2.93	<=8	Pass
		2462.5	-6.24	-6.73	<=8	Pass
40M	SISO	2422.5	-6.37	-8.97	<=8	Pass
		2437.5	-4.65	-6.62	<=8	Pass
		2452.5	-6.82	-10.21	<=8	Pass

Note1: Antenna Gain: Ant4: 1.50dBi; Ant5: 1.50dBi;

4.1.2 Test Graph



Unless otherwise agreed in writing, this document is issued by the Company subject to its General Conditions of Service printed overleaf, available on request or accessible at <https://www.sgs.com/en/Terms-and-Conditions>. Attention is drawn to the limitation of liability, indemnification and jurisdiction issues defined therein. Any holder of this document is advised that information contained hereon reflects the Company's findings at the time of its intervention only and within the limits of Client's instructions, if any. The Company's sole responsibility is to its Client and this document does not exonerate parties to a transaction from exercising all their rights and obligations under the transaction documents. This document cannot be reproduced except in full, without prior written approval of the Company. Any unauthorized alteration, forgery or falsification of the content or appearance of this document is unlawful and offenders may be prosecuted to the fullest extent of the law. Unless otherwise stated the results shown in this test report refer only to the sample(s) tested and such sample(s) are retained for 30 days only.

Attention: To check the authenticity of testing /inspection report & certificate, please contact us at telephone: (86-755) 8307 1443, or email: CN.Doccheck@sgs.com

SGS-CSTC Standards Technical Services Co., Ltd.
Shenzhen Branch Testing & Calibration Laboratory

No.1 Workshop, M-10, Middle Section, Science & Technology Park, Nanshan District, Shenzhen, Guangdong, China 518057 t (86-755) 26012053 f (86-755) 26710594 www.sgsgroup.com.cn
中国·广东·深圳市南山区科技园中区M-10栋1号厂房 邮编: 518057 t (86-755) 26012053 f (86-755) 26710594 sgs.china@sgs.com