

SGS-CSTC Standards Technical Services Co., Ltd. Shenzhen Branch

SZEMC-TRF-01 Rev. A/0 Aug01,2022

Report No.: SZCR230900303105

Page: 1 of 362

TEST REPORT

Application No.: SZCR2309003031AT
Applicant: COGITO TECH COMPANY LIMITED
Address of Applicant: 21/F Tai Yau Building, 181 Johnston Road, Wanchai, Hong Kong
Manufacturer: COGITO TECH COMPANY LIMITED
Address of Manufacturer: 21/F Tai Yau Building, 181 Johnston Road, Wanchai, Hong Kong
Equipment Under Test (EUT):
EUT Name: SPECTA RC
Model No.: GL33
Trade Mark: SPECTA
FCC ID: 2BCHV-GL3323
Standard(s): 47 CFR Part 15, Subpart E 15.407
Date of Receipt: 2023-09-18
Date of Test: 2023-09-26 to 2023-10-17
Date of Issue: 2023-10-18

Test Result:	Pass*
---------------------	--------------

* In the configuration tested, the EUT complied with the standards specified above.



Keny Xu
EMC Laboratory Manager



SGS-CSTC Standards Technical Services Co., Ltd.
Shenzhen Branch (EMC Laboratory)

Unless otherwise agreed in writing, this document is issued by the Company subject to its General Conditions of Service printed overleaf, available on request or accessible at <https://www.sgs.com/en/Terms-and-Conditions>. Attention is drawn to the limitation of liability, indemnification and jurisdiction issues defined therein. Any holder of this document is advised that information contained hereon reflects the Company's findings at the time of its intervention only and within the limits of Client's instructions, if any. The Company's sole responsibility is to its Client and this document does not exonerate parties to a transaction from exercising all their rights and obligations under the transaction documents. This document cannot be reproduced except in full, without prior written approval of the Company. Any unauthorized alteration, forgery or falsification of the content or appearance of this document is unlawful and offenders may be prosecuted to the fullest extent of the law. Unless otherwise stated the results shown in this test report refer only to the sample(s) tested and such sample(s) are retained for 30 days only.

Attention: To check the authenticity of testing / inspection report & certificate, please contact us at telephone: (86-755) 8307 1443, or email: CN.Doccheck@sgs.com

No. 1 Workshop, M-10, Middle Section, Science & Technology Park, Nanshan District, Shenzhen, Guangdong, China 518057 t (86-755) 26012053 f (86-755) 26710594 www.ssgsgroup.com.cn
中国·广东·深圳市南山区科技园中区M-10栋1号厂房 邮编: 518057 t (86-755) 26012053 f (86-755) 26710594 sgs.china@sgs.com

SGS-CSTC Standards Technical Services Co., Ltd. Shenzhen Branch

SZEMC-TRF-01 Rev. A/0 Aug01,2022

Report No.: SZCR230900303105

Page: 2 of 362

Revision Record				
Version	Chapter	Date	Modifier	Remark
01		2023-10-18		Original

Authorized for issue by:				
		Darren Yuan		
		Darren Yuan/Project Engineer		
		Eric Fu		
		Eric Fu/Reviewer		



Unless otherwise agreed in writing, this document is issued by the Company subject to its General Conditions of Service printed overleaf, available on request or accessible at <https://www.sgs.com/en/Terms-and-Conditions>. Attention is drawn to the limitation of liability, indemnification and jurisdiction issues defined therein. Any holder of this document is advised that information contained hereon reflects the Company's findings at the time of its intervention only and within the limits of Client's instructions, if any. The Company's sole responsibility is to its Client and this document does not exonerate parties to a transaction from exercising all their rights and obligations under the transaction documents. This document cannot be reproduced except in full, without prior written approval of the Company. Any unauthorized alteration, forgery or falsification of the content or appearance of this document is unlawful and offenders may be prosecuted to the fullest extent of the law. Unless otherwise stated the results shown in this test report refer only to the sample(s) tested and such sample(s) are retained for 30 days only.

Attention: To check the authenticity of testing /inspection report & certificate, please contact us at telephone: (86-755) 8307 1443, or email: CN.Doccheck@sgs.com

SGS-CSTC Standards Technical Services Co., Ltd.
Shenzhen Branch Testing & Calibration Laboratory

No.1 Workshop, M-10, Middle Section, Science & Technology Park, Nanshan District, Shenzhen, Guangdong, China 518057 t (86-755) 26012053 f (86-755) 26710594 www.sgs.com.cn
中国·广东·深圳市南山区科技园中区M-10栋1号厂房 邮编: 518057 t (86-755) 26012053 f (86-755) 26710594 sgs.china@sgs.com

2 Test Summary

Radio Spectrum Technical Requirement				
Item	Standard	Method	Requirement	Result
Antenna Requirement	47 CFR Part 15, Subpart E 15.407	N/A	47 CFR Part 15, Subpart C 15.203	Pass
Transmission in the Absence of Data		N/A	47 CFR Part 15, Subpart E 15.407 (c)	Pass

Radio Spectrum Matter Part				
Item	Standard	Method	Requirement	Result
Conducted Emissions at AC Power Line (150kHz-30MHz)	47 CFR Part 15, Subpart E 15.407	ANSI C63.10 (2013) Section 6.2	47 CFR Part 15, Subpart C 15.207 & Subpart E 15.407 b(9)	Pass
Duty Cycle		KDB 789033 II B 1	KDB 789033 D02 II B 1	Pass
99% Bandwidth		KDB 789033 II D	N/A	Pass
26dB Emission bandwidth		KDB 789033 D02 II C 1	47 CFR Part 15, Subpart E 15.407 (a)	Pass
Minimum 6 dB bandwidth (5.725-5.85 GHz band)		KDB 789033 D02 II C 2	47 CFR Part 15, Subpart E 15.407 (e)	Pass
Maximum Conducted output power		KDB 789033 D02 II E	47 CFR Part 15, Subpart E 15.407 (a)	Pass
Peak Power spectrum density		KDB 789033 D02 II F	47 CFR Part 15, Subpart E 15.407 (a)	Pass
Radiated Emissions (Below 1GHz)		KDB 789033 D02 II G	47 CFR Part 15, Subpart C 15.209 & Subpart E 15.407(b)	Pass
Radiated Emissions (Above 1GHz)		KDB 789033 D02 II G	47 CFR Part 15, Subpart C 15.209 & Subpart E 15.407(b)	Pass
Radiated Emissions which fall in the restricted bands		KDB 789033 D02 II G	47 CFR Part 15, Subpart C 15.209 & Subpart E 15.407(b)	Pass
Frequency Stability		ANSI C63.10 (2013) Section 6.8	47 CFR Part 15, Subpart E 15.407 (g)	Pass

Remark: KDB 789033 D02 is not accredited by A2LA



3 Contents

	Page
1 Cover Page	1
2 Test Summary.....	3
3 Contents	4
4 General Information.....	6
4.1 Details of E.U.T.....	6
4.2 Description of Support Units.....	6
4.3 Measurement Uncertainty	7
4.4 Test Location	8
4.5 Test Facility.....	8
4.6 Deviation from Standards.....	8
4.7 Abnormalities from Standard Conditions.....	8
5 Equipment List	9
6 Radio Spectrum Technical Requirement.....	13
6.1 Antenna Requirement	13
6.1.1 Test Requirement:	13
6.1.2 Conclusion	13
6.2 Transmission in the Absence of Data	14
6.2.1 Test Requirement:	14
6.2.2 Conclusion	14
7 Radio Spectrum Matter Test Results.....	15
7.1 Conducted Emissions at AC Power Line (150kHz-30MHz)	15
7.1.1 E.U.T. Operation	15
7.1.2 Test Mode Description	16
7.1.3 Test Setup Diagram	16
7.1.4 Measurement Procedure and Data.....	17
7.2 Duty Cycle	20
7.2.1 E.U.T. Operation	20
7.2.2 Test Mode Description	20
7.2.3 Test Setup Diagram	21
7.2.4 Measurement Procedure and Data.....	21
7.3 99% Bandwidth	22
7.3.1 E.U.T. Operation	22
7.3.2 Test Mode Description	22
7.3.3 Test Setup Diagram	23
7.3.4 Measurement Procedure and Data.....	23
7.4 26dB Emission bandwidth	24
7.4.1 E.U.T. Operation	24
7.4.2 Test Mode Description	24
7.4.3 Test Setup Diagram	24



Unless otherwise agreed in writing, this document is issued by the Company subject to its General Conditions of Service printed overleaf, available on request or accessible at <https://www.sgs.com/en/Terms-and-Conditions>. Attention is drawn to the limitation of liability, indemnification and jurisdiction issues defined therein. Any holder of this document is advised that information contained hereon reflects the Company's findings at the time of its intervention only and within the limits of Client's instructions, if any. The Company's sole responsibility is to its Client and this document does not exonerate parties to a transaction from exercising all their rights and obligations under the transaction documents. This document cannot be reproduced except in full, without prior written approval of the Company. Any unauthorized alteration, forgery or falsification of the content or appearance of this document is unlawful and offenders may be prosecuted to the fullest extent of the law. Unless otherwise stated the results shown in this test report refer only to the sample(s) tested and such sample(s) are retained for 30 days only.

Attention: To check the authenticity of testing /inspection report & certificate, please contact us at telephone: (86-755) 8307 1443, or email: CN.Doccheck@sgs.com

SGS-CSTC Standards Technical Services Co., Ltd. Shenzhen Branch

SZEMC-TRF-01 Rev. A/0 Aug01,2022

Report No.: SZCR230900303105

Page: 5 of 362

7.4.4	Measurement Procedure and Data.....	24
7.5	Minimum 6 dB bandwidth (5.725-5.85 GHz band).....	25
7.5.1	E.U.T. Operation.....	25
7.5.2	Test Mode Description.....	25
7.5.3	Test Setup Diagram.....	26
7.5.4	Measurement Procedure and Data.....	26
7.6	Maximum Conducted output power.....	27
7.6.1	E.U.T. Operation.....	27
7.6.2	Test Mode Description.....	28
7.6.3	Test Setup Diagram.....	28
7.6.4	Measurement Procedure and Data.....	28
7.7	Peak Power spectrum density.....	30
7.7.1	E.U.T. Operation.....	30
7.7.2	Test Mode Description.....	31
7.7.3	Test Setup Diagram.....	31
7.7.4	Measurement Procedure and Data.....	31
7.8	Radiated Emissions (Below 1GHz).....	32
7.8.1	E.U.T. Operation.....	32
7.8.2	Test Mode Description.....	32
7.8.3	Test Setup Diagram.....	33
7.8.4	Measurement Procedure and Data.....	34
7.9	Radiated Emissions (Above 1GHz).....	37
7.9.1	E.U.T. Operation.....	37
7.9.2	Test Mode Description.....	37
7.9.3	Test Setup Diagram.....	39
7.9.4	Measurement Procedure and Data.....	40
7.10	Radiated Emissions which fall in the restricted bands.....	121
7.10.1	E.U.T. Operation.....	121
7.10.2	Test Mode Description.....	122
7.10.3	Test Setup Diagram.....	123
7.10.4	Measurement Procedure and Data.....	123
7.11	Frequency Stability.....	220
7.11.1	E.U.T. Operation.....	220
7.11.2	Test Mode Description.....	220
7.11.3	Test Setup Diagram.....	221
7.11.4	Measurement Procedure and Data.....	221
8	Test Setup Photo.....	222
9	EUT Constructional Details (EUT Photos).....	222
10	Appendix.....	223



Unless otherwise agreed in writing, this document is issued by the Company subject to its General Conditions of Service printed overleaf, available on request or accessible at <https://www.sgs.com/en/Terms-and-Conditions>. Attention is drawn to the limitation of liability, indemnification and jurisdiction issues defined therein. Any holder of this document is advised that information contained hereon reflects the Company's findings at the time of its intervention only and within the limits of Client's instructions, if any. The Company's sole responsibility is to its Client and this document does not exonerate parties to a transaction from exercising all their rights and obligations under the transaction documents. This document cannot be reproduced except in full, without prior written approval of the Company. Any unauthorized alteration, forgery or falsification of the content or appearance of this document is unlawful and offenders may be prosecuted to the fullest extent of the law. Unless otherwise stated the results shown in this test report refer only to the sample(s) tested and such sample(s) are retained for 30 days only.

Attention: To check the authenticity of testing /inspection report & certificate, please contact us at telephone: (86-755) 8307 1443, or email: CN.Doccheck@sgs.com

No.1 Workshop, M-10, Middle Section, Science & Technology Park, Nanshan District, Shenzhen, Guangdong, China 518057 t (86-755) 26012053 f (86-755) 26710594 www.sgs.com.cn
中国·广东·深圳市南山区科技园中区M-10栋1号厂房 邮编: 518057 t (86-755) 26012053 f (86-755) 26710594 sgs.china@sgs.com

4 General Information

4.1 Details of E.U.T.

Operation Frequency (20MHz):	U-NII-1: 5180MHz-5240MHz U-NII-3: 5745MHz -5825MHz
Operation Frequency (40MHz):	U-NII-1: 5190MHz-5230MHz U-NII-3: 5755MHz -5795MHz
Operation Frequency (80MHz):	U-NII-1: 5210MHz U-NII-3: 5775MHz
Channel number (20MHz):	U-NII-1: 4, U-NII-3: 5
Channel number (40MHz):	U-NII-1: 2, U-NII-3: 2
Channel number (80MHz):	U-NII-1: 1, U-NII-3: 1
Modulation Type:	802.11a: OFDM (BPSK, QPSK, 16QAM, 64QAM) 802.11n: OFDM (BPSK, QPSK, 16QAM, 64QAM) 802.11ac: OFDM (BPSK, QPSK, 16QAM, 64QAM, 256QAM) 802.11ax: OFDMA (BPSK, QPSK, 16QAM, 64QAM, 256QAM, 1024QAM)
Channel Spacing:	802.11a/n(HT20)/ac(VHT20)/ax(HEW20) : 20MHz 802.11n(HT40)/ac(VHT40)/ax(HEW40) : 40MHz 802.11ac(VHT80)/ax(HEW80) : 80MHz
DFS Function:	Slave without Radar detection
TPC Function:	Without TPC function
Antenna Type:	Antenna 0: FPC Antenna, Antenna 1: PCB Antenna
Antenna Gain:	U-NII-1: Antenna 0: 4dBi, Antenna 1: 1dBi U-NII-3: Antenna 0: 5dBi, Antenna 1: 3.5dBi

Remark: The information in this section is provided by the applicant or manufacturer, SGS is not liable to the accuracy, suitability, reliability or/and integrity of the information.

4.2 Description of Support Units

Description	Manufacturer	Model No.	Serial No.
Adapter	ZMI	HA726	N/A

4.3 Measurement Uncertainty

Test Item	Measurement Uncertainty
Conducted Emissions at AC Power Line (150kHz-30MHz)	$\pm 3.1\text{dB}$
Duty Cycle	$\pm 0.37\%$
99% Bandwidth	$\pm 3\%$
26dB Emission bandwidth	$\pm 3\%$
Minimum 6 dB bandwidth (5.725-5.85 GHz band)	$\pm 3\%$
Maximum Conducted output power	$\pm 0.75\text{dB}$
Peak Power spectrum density	$\pm 2.84\text{dB}$
Radiated Emissions (Below 1GHz)	$\pm 6.0\text{dB}$ for 3m; $\pm 5.0\text{dB}$ for 10m
Radiated Emissions (Above 1GHz)	$\pm 4.6\text{dB}$ (1-18GHz); $\pm 4.8\text{dB}$ (18-40GHz)
Radiated Emissions which fall in the restricted bands	$\pm 6.0\text{dB}$ (below 1GHz); $\pm 4.6\text{dB}$ (above 1GHz);
Frequency Stability	$\pm 7.25 \times 10^{-8}$

Remark:

The U_{lab} (lab Uncertainty) is less than $U_{\text{CISPR/ETSI}}$ (CISPR/ETSI Uncertainty), so the test results

- compliance is deemed to occur if no measured disturbance level exceeds the disturbance limit;
- non-compliance is deemed to occur if any measured disturbance level exceeds the disturbance limit.



SGS-CSTC Standards Technical Services Co., Ltd. Shenzhen Branch

SZEMC-TRF-01 Rev. A/0 Aug01,2022

Report No.: SZCR230900303105

Page: 8 of 362

4.4 Test Location

All tests were performed at:

SGS-CSTC Standards Technical Services Co., Ltd., Shenzhen Branch

No. 1 Workshop, M-10, Middle Section, Science & Technology Park, Nanshan District, Shenzhen, Guangdong, China. 518057.

Tel: +86 755 2601 2053 Fax: +86 755 2671 0594

No tests were sub-contracted.

4.5 Test Facility

The test facility is recognized, certified, or accredited by the following organizations:

• A2LA (Certificate No. 3816.01)

SGS-CSTC Standards Technical Services Co., Ltd., Shenzhen EMC Laboratory is accredited by the American Association for Laboratory Accreditation(A2LA). Certificate No. 3816.01.

• VCCI (Member No. 1937)

The 3m Fully-anechoic chamber for above 1GHz, 10m Semi-anechoic chamber for below 1GHz, Shielded Room for Mains Port Conducted Interference Measurement and Telecommunication Port Conducted Interference Measurement of SGS-CSTC Standards Technical Services Co., Ltd. Shenzhen EMC laboratory have been registered in accordance with the Regulations for Voluntary Control Measures with Registration No.: G-20026, R-14188, C-12383 and T-11153 respectively.

• FCC –Designation Number: CN1336

SGS-CSTC Standards Technical Services Co., Ltd., Shenzhen EMC Laboratory has been recognized as an accredited testing laboratory.

Designation Number: CN1336. Test Firm Registration Number: 787754.

• Innovation, Science and Economic Development Canada

SGS-CSTC Standards Technical Services Co., Ltd., Shenzhen EMC Laboratory has been recognized by ISED as an accredited testing laboratory.

CAB identifier: CN0006.

IC#: 4620C.

4.6 Deviation from Standards

None

4.7 Abnormalities from Standard Conditions

None



SGS-CSTC Standards Technical Services Co., Ltd.
Shenzhen Branch EMC Laboratory

Unless otherwise agreed in writing, this document is issued by the Company subject to its General Conditions of Service printed overleaf, available on request or accessible at <https://www.sgs.com/en/Terms-and-Conditions>. Attention is drawn to the limitation of liability, indemnification and jurisdiction issues defined therein. Any holder of this document is advised that information contained hereon reflects the Company's findings at the time of its intervention only and within the limits of Client's instructions, if any. The Company's sole responsibility is to its Client and this document does not exonerate parties to a transaction from exercising all their rights and obligations under the transaction documents. This document cannot be reproduced except in full, without prior written approval of the Company. Any unauthorized alteration, forgery or falsification of the content or appearance of this document is unlawful and offenders may be prosecuted to the fullest extent of the law. Unless otherwise stated the results shown in this test report refer only to the sample(s) tested and such sample(s) are retained for 30 days only.

Attention: To check the authenticity of testing /inspection report & certificate, please contact us at telephone: (86-755) 8307 1443, or email: CN.Doccheck@sgs.com

No.1 Workshop, M-10, Middle Section, Science & Technology Park, Nanshan District, Shenzhen, Guangdong, China 518057 t (86-755) 26012053 f (86-755) 26710594 www.ssgroup.com.cn
中国·广东·深圳市南山区科技园中区M-10栋1号厂房 邮编: 518057 t (86-755) 26012053 f (86-755) 26710594 sgs.china@sgs.com

SGS-CSTC Standards Technical Services Co., Ltd. Shenzhen Branch

SZEMC-TRF-01 Rev. A/0 Aug01,2022

Report No.: SZCR230900303105

Page: 9 of 362

5 Equipment List

Conducted Emissions at AC Power Line (150kHz-30MHz)					
Equipment	Manufacturer	Model No.	Inventory No.	Cal Date	Cal Due Date
Shielding Room	ZhongYu Electron	GB-88	SEM001-06	2022-05-14	2025-05-13
EMI Test Receiver	Rohde&Schwarz	ESCI	SEM004-02	2023-03-20	2024-03-19
Matching Pad	N/A	N/A	SEM021-23	2023-03-22	2024-03-21
Matching Pad	N/A	N/A	SEM021-24	2023-03-22	2024-03-21
Measurement Software	AUDIX	e3 V8.2014-6-27a	N/A	N/A	N/A
Coaxial Cable	SGS	N/A	SEM024-01	2023-07-07	2024-07-06
LISN	Rohde&Schwarz	ENV216	SEM007-01	2023-09-19	2024-09-18
LISN	ETS-LINDGREN	3816/2	SEM007-02	2023-03-20	2024-03-19

Duty Cycle					
Equipment	Manufacturer	Model No.	Inventory No.	Cal Date	Cal Due Date
DC Power Supply	Chroma	62012P-80-60	SEM011-11	2022-10-20	2023-10-19
MXA Signal Analyzer	KEYSIGHT	N9020A	SEM004-19	2023-03-21	2024-03-20
Signal Generator	KEYSIGHT	N5173B	SEM006-05	2023-09-19	2024-09-18
Measurement Software	TST PASS	TST PASS V2.0	N/A	N/A	N/A
Coaxial Cable	SGS	N/A	SEM031-01	2023-07-07	2024-07-06
Attenuator	Huber+Suhner	6620_SMA-50-1	SEM021-09	2023-03-31	2024-03-30
Programmable Temperature & Humidity Chamber	Votsch Industrietechnik GmbH	VT 4002	SEM002-15	2023-03-21	2024-03-20

99% Bandwidth					
Equipment	Manufacturer	Model No.	Inventory No.	Cal Date	Cal Due Date
DC Power Supply	Chroma	62012P-80-60	SEM011-11	2022-10-20	2023-10-19
MXA Signal Analyzer	KEYSIGHT	N9020A	SEM004-19	2023-03-21	2024-03-20
Signal Generator	KEYSIGHT	N5173B	SEM006-05	2023-09-19	2024-09-18
Measurement Software	TST PASS	TST PASS V2.0	N/A	N/A	N/A
Coaxial Cable	SGS	N/A	SEM031-01	2023-07-07	2024-07-06
Attenuator	Huber+Suhner	6620_SMA-50-1	SEM021-09	2023-03-31	2024-03-30
Programmable Temperature & Humidity Chamber	Votsch Industrietechnik GmbH	VT 4002	SEM002-15	2023-03-21	2024-03-20



Unless otherwise agreed in writing, this document is issued by the Company subject to its General Conditions of Service printed overleaf, available on request or accessible at <https://www.sgs.com/en/Terms-and-Conditions>. Attention is drawn to the limitation of liability, indemnification and jurisdiction issues defined therein. Any holder of this document is advised that information contained hereon reflects the Company's findings at the time of its intervention only and within the limits of Client's instructions, if any. The Company's sole responsibility is to its Client and this document does not exonerate parties to a transaction from exercising all their rights and obligations under the transaction documents. This document cannot be reproduced except in full, without prior written approval of the Company. Any unauthorized alteration, forgery or falsification of the content or appearance of this document is unlawful and offenders may be prosecuted to the fullest extent of the law. Unless otherwise stated the results shown in this test report refer only to the sample(s) tested and such sample(s) are retained for 30 days only.

Attention: To check the authenticity of testing /inspection report & certificate, please contact us at telephone: (86-755) 8307 1443, or email: CN.Doccheck@sgs.com

SGS-CSTC Standards Technical Services Co., Ltd. Shenzhen Branch
 No.1 Workshop, M-10, Middle Section, Science & Technology Park, Nanshan District, Shenzhen, Guangdong, China 518057 t (86-755) 26012053 f (86-755) 26710594 www.sgs.com.cn
 中国·广东·深圳市南山区科技园中区M-10栋1号厂房 邮编: 518057 t (86-755) 26012053 f (86-755) 26710594 sgs.china@sgs.com

SGS-CSTC Standards Technical Services Co., Ltd. Shenzhen Branch

SZEMC-TRF-01 Rev. A/0 Aug01,2022

Report No.: SZCR230900303105

Page: 10 of 362

26dB Emission bandwidth					
Equipment	Manufacturer	Model No.	Inventory No.	Cal Date	Cal Due Date
DC Power Supply	Chroma	62012P-80-60	SEM011-11	2022-10-20	2023-10-19
MXA Signal Analyzer	KEYSIGHT	N9020A	SEM004-19	2023-03-21	2024-03-20
Signal Generator	KEYSIGHT	N5173B	SEM006-05	2023-09-19	2024-09-18
Measurement Software	TST PASS	TST PASS V2.0	N/A	N/A	N/A
Coaxial Cable	SGS	N/A	SEM031-01	2023-07-07	2024-07-06
Attenuator	Huber+Suhner	6620_SMA-50-1	SEM021-09	2023-03-31	2024-03-30
Programmable Temperature & Humidity Chamber	Votsch Industrietechnik GmbH	VT 4002	SEM002-15	2023-03-21	2024-03-20

Minimum 6 dB bandwidth (5.725-5.85 GHz band)					
Equipment	Manufacturer	Model No.	Inventory No.	Cal Date	Cal Due Date
DC Power Supply	Chroma	62012P-80-60	SEM011-11	2022-10-20	2023-10-19
MXA Signal Analyzer	KEYSIGHT	N9020A	SEM004-19	2023-03-21	2024-03-20
Signal Generator	KEYSIGHT	N5173B	SEM006-05	2023-09-19	2024-09-18
Measurement Software	TST PASS	TST PASS V2.0	N/A	N/A	N/A
Coaxial Cable	SGS	N/A	SEM031-01	2023-07-07	2024-07-06
Attenuator	Huber+Suhner	6620_SMA-50-1	SEM021-09	2023-03-31	2024-03-30
Programmable Temperature & Humidity Chamber	Votsch Industrietechnik GmbH	VT 4002	SEM002-15	2023-03-21	2024-03-20

Maximum Conducted output power					
Equipment	Manufacturer	Model No.	Inventory No.	Cal Date	Cal Due Date
Power Sensor	TST PASS	TSPS2023R	SEM009-26	2023-04-01	2024-03-31
Power Sensor	KEYSIGHT	U2021XA	SEM009-16	2023-03-21	2024-03-20
DC Power Supply	Chroma	62012P-80-60	SEM011-11	2022-10-20	2023-10-19
MXA Signal Analyzer	KEYSIGHT	N9020A	SEM004-19	2023-03-21	2024-03-20
Signal Generator	KEYSIGHT	N5173B	SEM006-05	2023-09-19	2024-09-18
Measurement Software	TST PASS	TST PASS V2.0	N/A	N/A	N/A
Coaxial Cable	SGS	N/A	SEM031-01	2023-07-07	2024-07-06
Attenuator	Huber+Suhner	6620_SMA-50-1	SEM021-09	2023-03-31	2024-03-30
Programmable Temperature & Humidity Chamber	Votsch Industrietechnik GmbH	VT 4002	SEM002-15	2023-03-21	2024-03-20



Unless otherwise agreed in writing, this document is issued by the Company subject to its General Conditions of Service printed overleaf, available on request or accessible at <https://www.sgs.com/en/Terms-and-Conditions>. Attention is drawn to the limitation of liability, indemnification and jurisdiction issues defined therein. Any holder of this document is advised that information contained hereon reflects the Company's findings at the time of its intervention only and within the limits of Client's instructions, if any. The Company's sole responsibility is to its Client and this document does not exonerate parties to a transaction from exercising all their rights and obligations under the transaction documents. This document cannot be reproduced except in full, without prior written approval of the Company. Any unauthorized alteration, forgery or falsification of the content or appearance of this document is unlawful and offenders may be prosecuted to the fullest extent of the law. Unless otherwise stated the results shown in this test report refer only to the sample(s) tested and such sample(s) are retained for 30 days only.

Attention: To check the authenticity of testing /inspection report & certificate, please contact us at telephone: (86-755) 8307 1443, or email: CN.Doccheck@sgs.com

SGS-CSTC Standards Technical Services Co., Ltd. Shenzhen Branch Laboratory
 No.1 Workshop, M-10, Middle Section, Science & Technology Park, Nanshan District, Shenzhen, Guangdong, China 518057 t (86-755) 26012053 f (86-755) 26710594 www.sgs.com.cn
 中国·广东·深圳市南山区科技园中区M-10栋1号厂房 邮编: 518057 t (86-755) 26012053 f (86-755) 26710594 sgs.china@sgs.com

SGS-CSTC Standards Technical Services Co., Ltd. Shenzhen Branch

SZEMC-TRF-01 Rev. A/0 Aug01,2022

Report No.: SZCR230900303105

Page: 11 of 362

Peak Power spectrum density					
Equipment	Manufacturer	Model No.	Inventory No.	Cal Date	Cal Due Date
DC Power Supply	Chroma	62012P-80-60	SEM011-11	2022-10-20	2023-10-19
MXA Signal Analyzer	KEYSIGHT	N9020A	SEM004-19	2023-03-21	2024-03-20
Signal Generator	KEYSIGHT	N5173B	SEM006-05	2023-09-19	2024-09-18
Measurement Software	TST PASS	TST PASS V2.0	N/A	N/A	N/A
Coaxial Cable	SGS	N/A	SEM031-01	2023-07-07	2024-07-06
Attenuator	Huber+Suhner	6620_SMA-50-1	SEM021-09	2023-03-31	2024-03-30
Programmable Temperature & Humidity Chamber	Votsch Industrietechnik GmbH	VT 4002	SEM002-15	2023-03-21	2024-03-20

Radiated Emissions (Below 1GHz)					
Equipment	Manufacturer	Model No.	Inventory No.	Cal Date	Cal Due Date
Loop Antenna	ETS-Lindgren	6502	SEM003-08	2021-11-30	2023-11-29
3m Semi-Anechoic Chamber	ETS-LINDGREN	N/A	SEM001-01	2023-06-19	2026-06-18
MXE EMI Receiver	Agilent Technologies	N9038A	SEM004-15	2022-10-20	2023-10-19
BiConiLog Antenna	ETS-LINDGREN	3142C	SEM003-01	2023-09-16	2025-09-15
Pre-Amplifier	Agilent Technologies	8447D	SEM005-01	2023-03-20	2024-03-19
Measurement Software	AUDIX	e3 V8.2014-6-27	N/A	N/A	N/A
Coaxial Cable	SGS	N/A	SEM025-01	2023-07-07	2024-07-06

Radiated Emissions (Above 1GHz)					
Equipment	Manufacturer	Model No.	Inventory No.	Cal Date	Cal Due Date
3m Fully-Anechoic Chamber	AUDIX	N/A	SEM001-02	2023-04-01	2026-03-31
Signal Analyzer	Rohde & Schwarz	FSV40	SEM008-04	2023-03-20	2024-03-19
Horn Antenna	Rohde&Schwarz	HF907	SEM003-07	2023-07-23	2025-07-22
Microwave system amplifier	Agilent	83017A	SEM005-25	2023-09-19	2024-09-18
Measurement Software	AUDIX	e3 V8.2014-6-27	N/A	N/A	N/A
Coaxial Cable	SGS	N/A	SEM026-01	2023-07-07	2024-07-06
Broad-Band Horn Antenna	Schwarzbeck	BBHA 9170	SEM003-15	2022-08-10	2024-08-09
Pre-Amplifier	Compliance Directions Systems Inc.	PAP-2640-50	SEM005-08	2023-03-20	2024-03-19

SGS-CSTC Standards Technical Services Co., Ltd. Shenzhen Branch

SZEMC-TRF-01 Rev. A/0 Aug01,2022

Report No.: SZCR230900303105

Page: 12 of 362

Radiated Emissions which fall in the restricted bands					
Equipment	Manufacturer	Model No.	Inventory No.	Cal Date	Cal Due Date
3m Fully-Anechoic Chamber	AUDIX	N/A	SEM001-02	2023-04-01	2026-03-31
Signal Analyzer	Rohde & Schwarz	FSV40	SEM008-04	2023-03-20	2024-03-19
Horn Antenna	Rohde&Schwarz	HF907	SEM003-07	2023-07-23	2025-07-22
Microwave system amplifier	Agilent	83017A	SEM005-25	2023-09-19	2024-09-18
Measurement Software	AUDIX	e3 V8.2014-6-27	N/A	N/A	N/A
Coaxial Cable	SGS	N/A	SEM026-01	2023-07-07	2024-07-06

Frequency Stability					
Equipment	Manufacturer	Model No.	Inventory No.	Cal Date	Cal Due Date
DC Power Supply	Chroma	62012P-80-60	SEM011-11	2022-10-20	2023-10-19
MXA Signal Analyzer	KEYSIGHT	N9020A	SEM004-19	2023-03-21	2024-03-20
Signal Generator	KEYSIGHT	N5173B	SEM006-05	2023-09-19	2024-09-18
Measurement Software	TST PASS	TST PASS V2.0	N/A	N/A	N/A
Coaxial Cable	SGS	N/A	SEM031-01	2023-07-07	2024-07-06
Attenuator	Huber+Suhner	6620_SMA-50-1	SEM021-09	2023-03-31	2024-03-30
Programmable Temperature & Humidity Chamber	Votsch Industrietechnik GmbH	VT 4002	SEM002-15	2023-03-21	2024-03-20

General used equipment					
Equipment	Manufacturer	Model No.	Inventory No.	Cal Date	Cal Due Date
Humidity/ Temperature Indicator	deli	8838	SEM002-32	2023-07-28	2024-07-27
Humidity/ Temperature Indicator	deli	8838	SEM002-33	2023-07-28	2024-07-27
Barometer	Changchun Meteorological Industry Factory	DYM3	SEM002-01	2023-03-23	2024-03-22



Unless otherwise agreed in writing, this document is issued by the Company subject to its General Conditions of Service printed overleaf, available on request or accessible at <https://www.sgs.com/en/Terms-and-Conditions>. Attention is drawn to the limitation of liability, indemnification and jurisdiction issues defined therein. Any holder of this document is advised that information contained hereon reflects the Company's findings at the time of its intervention only and within the limits of Client's instructions, if any. The Company's sole responsibility is to its Client and this document does not exonerate parties to a transaction from exercising all their rights and obligations under the transaction documents. This document cannot be reproduced except in full, without prior written approval of the Company. Any unauthorized alteration, forgery or falsification of the content or appearance of this document is unlawful and offenders may be prosecuted to the fullest extent of the law. Unless otherwise stated the results shown in this test report refer only to the sample(s) tested and such sample(s) are retained for 30 days only.

Attention: To check the authenticity of testing /inspection report & certificate, please contact us at telephone: (86-755) 8307 1443, or email: CN.Doccheck@sgs.com

No.1 Workshop, M-10, Middle Section, Science & Technology Park, Nanshan District, Shenzhen, Guangdong, China 518057 t (86-755) 26012053 f (86-755) 26710594 www.sgs.com.cn
 中国·广东·深圳市南山区科技园中区M-10栋1号厂房 邮编: 518057 t (86-755) 26012053 f (86-755) 26710594 sgs.china@sgs.com

6 Radio Spectrum Technical Requirement

6.1 Antenna Requirement

6.1.1 Test Requirement:

47 CFR Part 15, Subpart C 15.203

6.1.2 Conclusion

Standard Requirement:

An intentional radiator shall be designed to ensure that no antenna other than that furnished by the responsible party shall be used with the device. The use of a antenna that uses a unique coupling to the intentional radiator, the manufacturer may design the unit permanently attached antenna or of an so that a broken antenna can be replaced by the user, but the use of a standard antenna jack or electrical connector is prohibited.

EUT Antenna:

The antenna is integrated on the main PCB and no consideration of replacement. The best case gain of the Antenna are follows:

U-NII-1: Antenna 0: 4dBi, Antenna 1: 1dBi; the directional gain is: 7.01dBi.

U-NII-3: Antenna 0: 5dBi, Antenna 1: 3.5dBi; the directional gain is: 8.01dBi.

Antenna location: Refer to internal photo.



6.2 Transmission in the Absence of Data

6.2.1 Test Requirement:

47 CFR Part 15, Subpart E 15.407 (c)

6.2.2 Conclusion

Standard Requirement:

The device shall automatically discontinue transmission in case of either absence of information to transmit or operational failure. These provisions are not intended to preclude the transmission of control or signalling information or the use of repetitive codes used by certain digital technologies to complete frame or burst intervals.

Applicants shall include in their application for equipment authorization a description of how this requirement is met.

EUT Details:

WIFI chip support automatically discontinue transmission in case of either absence of information to transmit or operational failure, if the chip detect absence of information to transmit or operational failure, it will be automatically shut off.



7 Radio Spectrum Matter Test Results

7.1 Conducted Emissions at AC Power Line (150kHz-30MHz)

Test Requirement 47 CFR Part 15, Subpart C 15.207 & Subpart E 15.407 b(9)

Test Method: ANSI C63.10 (2013) Section 6.2

Limit:

Frequency of emission(MHz)	Conducted limit(dB μ V)	
	Quasi-peak	Average
0.15-0.5	66 to 56*	56 to 46*
0.5-5	56	46
5-30	60	50

*Decreases with the logarithm of the frequency.

7.1.1 E.U.T. Operation

Operating Environment:

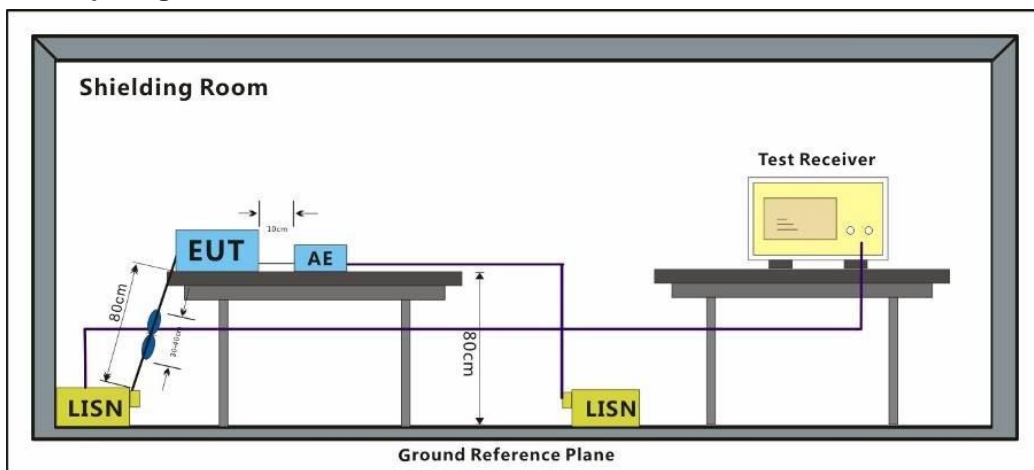
Temperature: 23.4 °C Humidity: 47.3 % RH Atmospheric Pressure: 1000 mbar



7.1.2 Test Mode Description

Pre-scan / Final test	Mode Code	Description
Final test	11	Charge + TX mode (U-NII-1)_Keep the EUT in charging and continuously transmitting mode with all modulation types. All data rates for each modulation type have been tested and found the data rate @ 6Mbps is the worst case of IEEE 802.11a; data rate @ MCS0 is the worst case of IEEE 802.11n(HT20); data rate @ MCS0 is the worst case of IEEE 802.11n(HT40); data rate @ MCS0 is the worst case of IEEE 802.11ac(VHT20); data rate @ MCS0 is the worst case of IEEE 802.11ac(VHT40); data rate @ MCS0 is the worst case of IEEE 802.11ac(VHT80), data rate @ MCS0 is the worst case of IEEE 802.11ax(HE20); data rate @ MCS0 is the worst case of IEEE 802.11ax(HE40); data rate @ MCS0 is the worst case of IEEE 802.11ax(HE80). Only the data of worst case is recorded in the report.
Pre-scan	12	Charge + TX mode (U-NII-3)_Keep the EUT in charging and continuously transmitting mode with all modulation types. All data rates for each modulation type have been tested and found the data rate @ 6Mbps is the worst case of IEEE 802.11a; data rate @ MCS0 is the worst case of IEEE 802.11n(HT20); data rate @ MCS0 is the worst case of IEEE 802.11n(HT40); data rate @ MCS0 is the worst case of IEEE 802.11ac(VHT20); data rate @ MCS0 is the worst case of IEEE 802.11ac(VHT40); data rate @ MCS0 is the worst case of IEEE 802.11ac(VHT80), data rate @ MCS0 is the worst case of IEEE 802.11ax(HE20); data rate @ MCS0 is the worst case of IEEE 802.11ax(HE40); data rate @ MCS0 is the worst case of IEEE 802.11ax(HE80). Only the data of worst case is recorded in the report.

7.1.3 Test Setup Diagram



7.1.4 Measurement Procedure and Data

- 1) The mains terminal disturbance voltage test was conducted in a shielded room.
- 2) The EUT was connected to AC power source through a LISN 1 (Line Impedance Stabilization Network) which provides a 50ohm/50μH + 5ohm linear impedance. The power cables of all other units of the EUT were connected to a second LISN 2, which was bonded to the ground reference plane in the same way as the LISN 1 for the unit being measured. A multiple socket outlet strip was used to connect multiple power cables to a single LISN provided the rating of the LISN was not exceeded.
- 3) The tabletop EUT was placed upon a non-metallic table 0.8m above the ground reference plane. And for floor-standing arrangement, the EUT was placed on the horizontal ground reference plane,
- 4) The test was performed with a vertical ground reference plane. The rear of the EUT shall be 0.4 m from the vertical ground reference plane. The vertical ground reference plane was bonded to the horizontal ground reference plane. The LISN 1 was placed 0.8 m from the boundary of the unit under test and bonded to a ground reference plane for LISNs mounted on top of the ground reference plane. This distance was between the closest points of the LISN 1 and the EUT. All other units of the EUT and associated equipment was at least 0.8 m from the LISN 2.
- 5) In order to find the maximum emission, the relative positions of equipment and all of the interface cables must be changed according to ANSI C63.10 on conducted measurement.

Remark: Level=Read Level+ Cable Loss+ LISN Factor



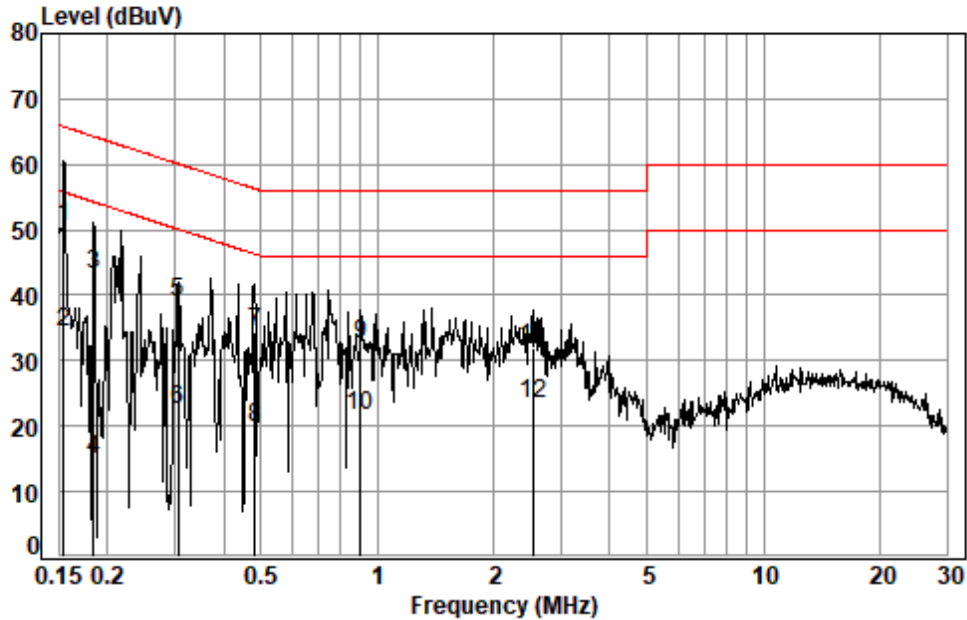
SGS-CSTC Standards Technical Services Co., Ltd. Shenzhen Branch

SZEMC-TRF-01 Rev. A/0 Aug01,2022

Report No.: SZCR230900303105

Page: 18 of 362

Test Mode: 11; Line: Live line



Site : Shielding Room
Condition: Line
Job No. : 03031AT
Test mode: 11

	Freq	Cable Loss	LISN Factor	Read Level	Level	Limit Line	Over Limit	Remark
	MHz	dB	dB	dBuV	dBuV	dBuV	dB	
1 *	0.1540	0.02	9.63	40.76	50.41	65.78	-15.37	QP
2 *	0.1540	0.02	9.63	24.71	34.36	55.78	-21.42	Average
3	0.1844	0.02	9.62	33.54	43.18	64.28	-21.10	QP
4	0.1844	0.02	9.62	5.41	15.05	54.28	-39.23	Average
5	0.3051	0.03	9.62	29.36	39.01	60.10	-21.09	QP
6	0.3051	0.03	9.62	13.00	22.65	50.10	-27.45	Average
7	0.4812	0.04	9.62	24.80	34.46	56.32	-21.86	QP
8	0.4812	0.04	9.62	10.23	19.89	46.32	-26.43	Average
9	0.9039	0.06	9.62	22.90	32.58	56.00	-23.42	QP
10	0.9039	0.06	9.62	11.99	21.67	46.00	-24.33	Average
11	2.5266	0.07	9.64	22.22	31.93	56.00	-24.07	QP
12	2.5266	0.07	9.64	13.80	23.51	46.00	-22.49	Average



Unless otherwise agreed in writing, this document is issued by the Company subject to its General Conditions of Service printed overleaf, available on request or accessible at <https://www.sgs.com/en/Terms-and-Conditions>. Attention is drawn to the limitation of liability, indemnification and jurisdiction issues defined therein. Any holder of this document is advised that information contained hereon reflects the Company's findings at the time of its intervention only and within the limits of Client's instructions, if any. The Company's sole responsibility is to its Client and this document does not exonerate parties to a transaction from exercising all their rights and obligations under the transaction documents. This document cannot be reproduced except in full, without prior written approval of the Company. Any unauthorized alteration, forgery or falsification of the content or appearance of this document is unlawful and offenders may be prosecuted to the fullest extent of the law. Unless otherwise stated the results shown in this test report refer only to the sample(s) tested and such sample(s) are retained for 30 days only.

Attention: To check the authenticity of testing /inspection report & certificate, please contact us at telephone: (86-755) 8307 1443, or email: CN.Doccheck@sgs.com

SGS-CSTC Standards Technical Services Co., Ltd.
Shenzhen Branch Testing & Calibration Laboratory

No.1 Workshop, M-10, Middle Section, Science & Technology Park, Nanshan District, Shenzhen, Guangdong, China 518057 t (86-755) 26012053 f (86-755) 26710594 www.sgsgroup.com.cn
中国·广东·深圳市南山区科技园中区M-10栋1号厂房 邮编: 518057 t (86-755) 26012053 f (86-755) 26710594 sgs.china@sgs.com

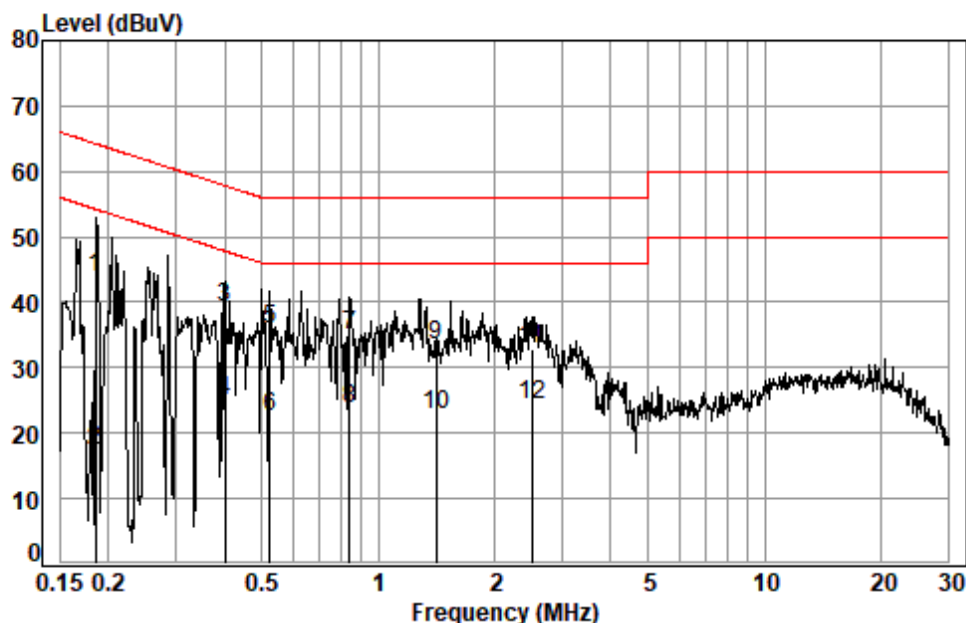
SGS-CSTC Standards Technical Services Co., Ltd. Shenzhen Branch

SZEMC-TRF-01 Rev. A/0 Aug01,2022

Report No.: SZCR230900303105

Page: 19 of 362

Test Mode: 11; Line: Neutral Line



Site : Shielding Room

Condition: Neutral

Job No. : 03031AT

Test mode: 11

	Freq	Cable Loss	LISN Factor	Read Level	Level	Limit Line	Over Limit	Remark
	MHz	dB	dB	dBuV	dBuV	dBuV	dB	
1	0.1854	0.02	9.62	34.10	43.74	64.24	-20.50	QP
2	0.1854	0.02	9.62	7.55	17.19	54.24	-37.05	Average
3 *	0.4019	0.03	9.62	29.51	39.16	57.81	-18.65	QP
4	0.4019	0.03	9.62	15.40	25.05	47.81	-22.76	Average
5	0.5238	0.04	9.62	26.38	36.04	56.00	-19.96	QP
6	0.5238	0.04	9.62	12.95	22.61	46.00	-23.39	Average
7	0.8438	0.05	9.62	25.35	35.02	56.00	-20.98	QP
8	0.8438	0.05	9.62	13.96	23.63	46.00	-22.37	Average
9	1.4107	0.06	9.63	23.68	33.37	56.00	-22.63	QP
10	1.4107	0.06	9.63	13.03	22.72	46.00	-23.28	Average
11	2.5000	0.07	9.64	23.04	32.75	56.00	-23.25	QP
12 *	2.5000	0.07	9.64	14.64	24.35	46.00	-21.65	Average



SGS-CSTC Standards Technical Services Co., Ltd.
Shenzhen Branch (Shenzhen) Laboratory

Unless otherwise agreed in writing, this document is issued by the Company subject to its General Conditions of Service printed overleaf, available on request or accessible at <https://www.sgs.com/en/Terms-and-Conditions>. Attention is drawn to the limitation of liability, indemnification and jurisdiction issues defined therein. Any holder of this document is advised that information contained hereon reflects the Company's findings at the time of its intervention only and within the limits of Client's instructions, if any. The Company's sole responsibility is to its Client and this document does not exonerate parties to a transaction from exercising all their rights and obligations under the transaction documents. This document cannot be reproduced except in full, without prior written approval of the Company. Any unauthorized alteration, forgery or falsification of the content or appearance of this document is unlawful and offenders may be prosecuted to the fullest extent of the law. Unless otherwise stated the results shown in this test report refer only to the sample(s) tested and such sample(s) are retained for 30 days only.

Attention: To check the authenticity of testing /inspection report & certificate, please contact us at telephone: (86-755) 8307 1443, or email: CN.Doccheck@sgs.com

No.1 Workshop, M-10, Middle Section, Science & Technology Park, Nanshan District, Shenzhen, Guangdong, China 518057 t (86-755) 26012053 f (86-755) 26710594 www.sgsgroup.com.cn
中国·广东·深圳市南山区科技园中区M-10栋1号厂房 邮编: 518057 t (86-755) 26012053 f (86-755) 26710594 sgs.china@sgs.com

SGS-CSTC Standards Technical Services Co., Ltd. Shenzhen Branch

SZEMC-TRF-01 Rev. A/0 Aug01,2022

Report No.: SZCR230900303105

Page: 20 of 362

7.2 Duty Cycle

Test Requirement KDB 789033 D02 II B 1

Test Method: KDB 789033 II B 1

7.2.1 E.U.T. Operation

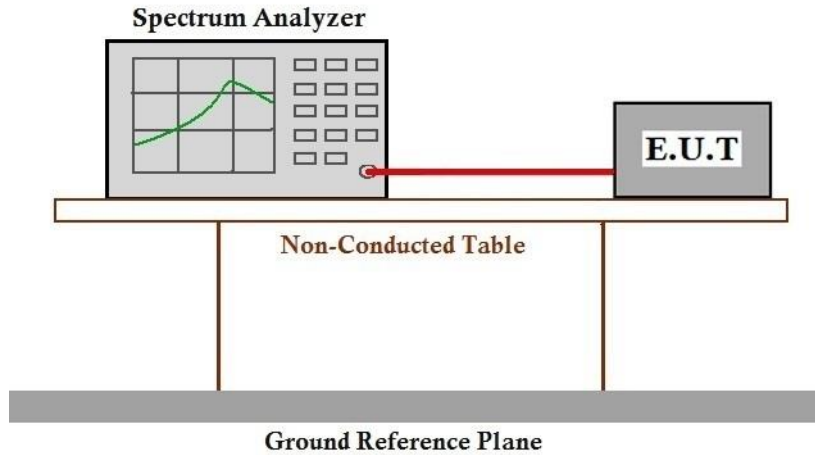
Operating Environment:

Temperature: 24.6 °C Humidity: 40.1 % RH Atmospheric Pressure: 1000 mbar

7.2.2 Test Mode Description

Pre-scan / Final test	Mode Code	Description
Final test	09	TX mode (U-NII-1)_Keep the EUT in continuously transmitting mode with all modulation types. All data rates for each modulation type have been tested and found the data rate @ 6Mbps is the worst case of IEEE 802.11a; data rate @ MCS0 is the worst case of IEEE 802.11n(HT20); data rate @ MCS0 is the worst case of IEEE 802.11n(HT40); data rate @ MCS0 is the worst case of IEEE 802.11ac(VHT20); data rate @ MCS0 is the worst case of IEEE 802.11ac(VHT40); data rate @ MCS0 is the worst case of IEEE 802.11ac(VHT80), data rate @ MCS0 is the worst case of IEEE 802.11ax(HE20); data rate @ MCS0 is the worst case of IEEE 802.11ax(HE40); data rate @ MCS0 is the worst case of IEEE 802.11ax(HE80). Only the data of worst case is recorded in the report.
Final test	10	TX mode (U-NII-3)_Keep the EUT in continuously transmitting mode with all modulation types. All data rates for each modulation type have been tested and found the data rate @ 6Mbps is the worst case of IEEE 802.11a; data rate @ MCS0 is the worst case of IEEE 802.11n(HT20); data rate @ MCS0 is the worst case of IEEE 802.11n(HT40); data rate @ MCS0 is the worst case of IEEE 802.11ac(VHT20); data rate @ MCS0 is the worst case of IEEE 802.11ac(VHT40); data rate @ MCS0 is the worst case of IEEE 802.11ac(VHT80), data rate @ MCS0 is the worst case of IEEE 802.11ax(HE20); data rate @ MCS0 is the worst case of IEEE 802.11ax(HE40); data rate @ MCS0 is the worst case of IEEE 802.11ax(HE80). Only the data of worst case is recorded in the report.

7.2.3 Test Setup Diagram



7.2.4 Measurement Procedure and Data

Please Refer to Appendix for Details

SGS-CSTC Standards Technical Services Co., Ltd. Shenzhen Branch

SZEMC-TRF-01 Rev. A/0 Aug01,2022

Report No.: SZCR230900303105

Page: 22 of 362

7.3 99% Bandwidth

Test Requirement N/A
Test Method: KDB 789033 II D

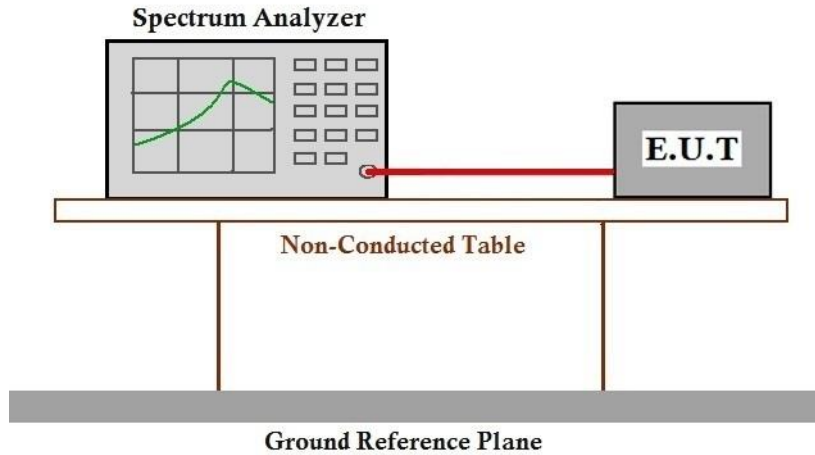
7.3.1 E.U.T. Operation

Operating Environment:
Temperature: 24.6 °C Humidity: 40.1 % RH Atmospheric Pressure: 1000 mbar

7.3.2 Test Mode Description

Pre-scan / Final test	Mode Code	Description
Final test	09	TX mode (U-NII-1)_Keep the EUT in continuously transmitting mode with all modulation types. All data rates for each modulation type have been tested and found the data rate @ 6Mbps is the worst case of IEEE 802.11a; data rate @ MCS0 is the worst case of IEEE 802.11n(HT20); data rate @ MCS0 is the worst case of IEEE 802.11n(HT40); data rate @ MCS0 is the worst case of IEEE 802.11ac(VHT20); data rate @ MCS0 is the worst case of IEEE 802.11ac(VHT40); data rate @ MCS0 is the worst case of IEEE 802.11ac(VHT80), data rate @ MCS0 is the worst case of IEEE 802.11ax(HE20); data rate @ MCS0 is the worst case of IEEE 802.11ax(HE40); data rate @ MCS0 is the worst case of IEEE 802.11ax(HE80). Only the data of worst case is recorded in the report.
Final test	10	TX mode (U-NII-3)_Keep the EUT in continuously transmitting mode with all modulation types. All data rates for each modulation type have been tested and found the data rate @ 6Mbps is the worst case of IEEE 802.11a; data rate @ MCS0 is the worst case of IEEE 802.11n(HT20); data rate @ MCS0 is the worst case of IEEE 802.11n(HT40); data rate @ MCS0 is the worst case of IEEE 802.11ac(VHT20); data rate @ MCS0 is the worst case of IEEE 802.11ac(VHT40); data rate @ MCS0 is the worst case of IEEE 802.11ac(VHT80), data rate @ MCS0 is the worst case of IEEE 802.11ax(HE20); data rate @ MCS0 is the worst case of IEEE 802.11ax(HE40); data rate @ MCS0 is the worst case of IEEE 802.11ax(HE80). Only the data of worst case is recorded in the report.

7.3.3 Test Setup Diagram



7.3.4 Measurement Procedure and Data

Please Refer to Appendix for Details



7.4 26dB Emission bandwidth

Test Requirement 47 CFR Part 15, Subpart E 15.407 (a)
Test Method: KDB 789033 D02 II C 1

7.4.1 E.U.T. Operation

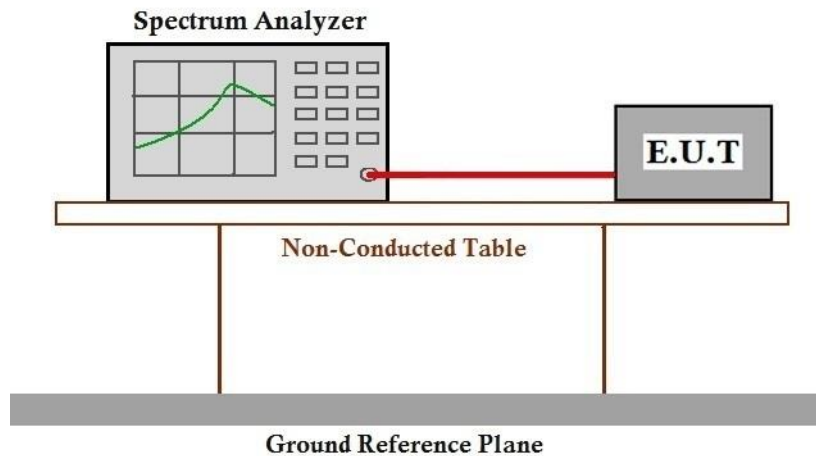
Operating Environment:

Temperature: 24.6 °C Humidity: 40.1 % RH Atmospheric Pressure: 1000 mbar

7.4.2 Test Mode Description

Pre-scan / Final test	Mode Code	Description
Final test	09	TX mode (U-NII-1)_Keep the EUT in continuously transmitting mode with all modulation types. All data rates for each modulation type have been tested and found the data rate @ 6Mbps is the worst case of IEEE 802.11a; data rate @ MCS0 is the worst case of IEEE 802.11n(HT20); data rate @ MCS0 is the worst case of IEEE 802.11n(HT40); data rate @ MCS0 is the worst case of IEEE 802.11ac(VHT20); data rate @ MCS0 is the worst case of IEEE 802.11ac(VHT40); data rate @ MCS0 is the worst case of IEEE 802.11ac(VHT80), data rate @ MCS0 is the worst case of IEEE 802.11ax(HE20); data rate @ MCS0 is the worst case of IEEE 802.11ax(HE40); data rate @ MCS0 is the worst case of IEEE 802.11ax(HE80). Only the data of worst case is recorded in the report.

7.4.3 Test Setup Diagram



7.4.4 Measurement Procedure and Data

Please Refer to Appendix for Details

SGS-CSTC Standards Technical Services Co., Ltd. Shenzhen Branch

SZEMC-TRF-01 Rev. A/0 Aug01,2022

Report No.: SZCR230900303105

Page: 25 of 362

7.5 Minimum 6 dB bandwidth (5.725-5.85 GHz band)

Test Requirement 47 CFR Part 15, Subpart E 15.407 (e)

Test Method: KDB 789033 D02 II C 2

Limit:

Frequency band(MHz)	Limit
5725-5850	≥500 kHz

7.5.1 E.U.T. Operation

Operating Environment:

Temperature: 24.6 °C

Humidity: 40.1 % RH

Atmospheric Pressure: 1000 mbar

7.5.2 Test Mode Description

Pre-scan / Final test	Mode Code	Description
Final test	10	TX mode (U-NII-3)_Keep the EUT in continuously transmitting mode with all modulation types. All data rates for each modulation type have been tested and found the data rate @ 6Mbps is the worst case of IEEE 802.11a; data rate @ MCS0 is the worst case of IEEE 802.11n(HT20); data rate @ MCS0 is the worst case of IEEE 802.11n(HT40); data rate @ MCS0 is the worst case of IEEE 802.11ac(VHT20); data rate @ MCS0 is the worst case of IEEE 802.11ac(VHT40); data rate @ MCS0 is the worst case of IEEE 802.11ac(VHT80), data rate @ MCS0 is the worst case of IEEE 802.11ax(HE20); data rate @ MCS0 is the worst case of IEEE 802.11ax(HE40); data rate @ MCS0 is the worst case of IEEE 802.11ax(HE80). Only the data of worst case is recorded in the report.



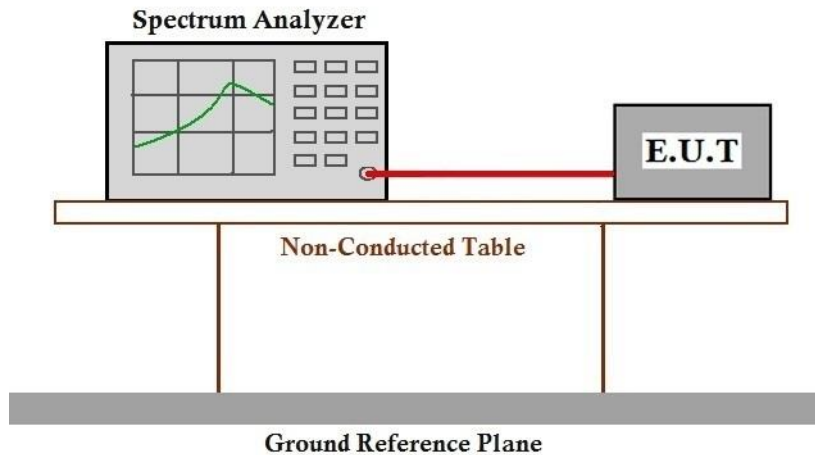
SGS-CSTC Standards Technical Services Co., Ltd.
Shenzhen Branch Inspection & Testing Services

Unless otherwise agreed in writing, this document is issued by the Company subject to its General Conditions of Service printed overleaf, available on request or accessible at <https://www.sgs.com/en/Terms-and-Conditions>. Attention is drawn to the limitation of liability, indemnification and jurisdiction issues defined therein. Any holder of this document is advised that information contained hereon reflects the Company's findings at the time of its intervention only and within the limits of Client's instructions, if any. The Company's sole responsibility is to its Client and this document does not exonerate parties to a transaction from exercising all their rights and obligations under the transaction documents. This document cannot be reproduced except in full, without prior written approval of the Company. Any unauthorized alteration, forgery or falsification of the content or appearance of this document is unlawful and offenders may be prosecuted to the fullest extent of the law. Unless otherwise stated the results shown in this test report refer only to the sample(s) tested and such sample(s) are retained for 30 days only.

Attention: To check the authenticity of testing /inspection report & certificate, please contact us at telephone: (86-755) 8307 1443, or email: CN.Doccheck@sgs.com

No.1 Workshop, M-10, Middle Section, Science & Technology Park, Nanshan District, Shenzhen, Guangdong, China 518057 t (86-755) 26012053 f (86-755) 26710594 www.sgs.com.cn
中国·广东·深圳市南山区科技园中区M-10栋1号厂房 邮编: 518057 t (86-755) 26012053 f (86-755) 26710594 sgs.china@sgs.com

7.5.3 Test Setup Diagram



7.5.4 Measurement Procedure and Data

Please Refer to Appendix for Details

7.6 Maximum Conducted output power

Test Requirement 47 CFR Part 15, Subpart E 15.407 (a)

Test Method: KDB 789033 D02 II E

Limit:

Frequency band(MHz)	Limit
5150-5250	≤1W(30dBm) for master device
	≤250mW(24dBm) for client device
5250-5350	≤250mW(24dBm) or 11dBm+10logB*
5470-5725	≤250mW(24dBm) or 11dBm+10logB*
5725-5850	≤1W(30dBm)
Remark:	<p>* Where B is the 26dB emission bandwidth in MHz.</p> <p>The maximum conducted output power must be measured over any interval of continuous transmission using instrumentation calibrated in terms of an rms-equivalent voltage.</p>

7.6.1 E.U.T. Operation

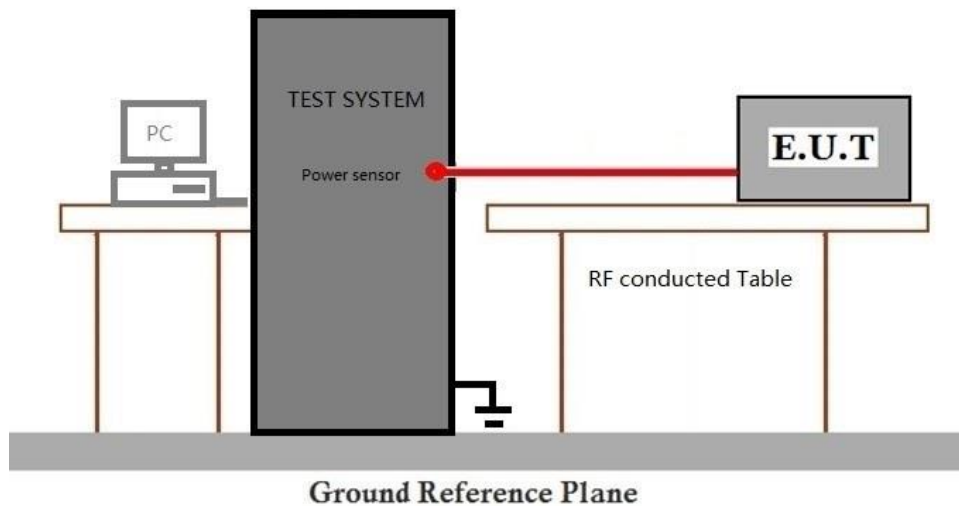
Operating Environment:

Temperature: 24.6 °C Humidity: 40.1 % RH Atmospheric Pressure: 1000 mbar

7.6.2 Test Mode Description

Pre-scan / Final test	Mode Code	Description
Final test	09	TX mode (U-NII-1)_Keep the EUT in continuously transmitting mode with all modulation types. All data rates for each modulation type have been tested and found the data rate @ 6Mbps is the worst case of IEEE 802.11a; data rate @ MCS0 is the worst case of IEEE 802.11n(HT20); data rate @ MCS0 is the worst case of IEEE 802.11n(HT40); data rate @ MCS0 is the worst case of IEEE 802.11ac(VHT20); data rate @ MCS0 is the worst case of IEEE 802.11ac(VHT40); data rate @ MCS0 is the worst case of IEEE 802.11ac(VHT80), data rate @ MCS0 is the worst case of IEEE 802.11ax(HE20); data rate @ MCS0 is the worst case of IEEE 802.11ax(HE40); data rate @ MCS0 is the worst case of IEEE 802.11ax(HE80). Only the data of worst case is recorded in the report.
Final test	10	TX mode (U-NII-3)_Keep the EUT in continuously transmitting mode with all modulation types. All data rates for each modulation type have been tested and found the data rate @ 6Mbps is the worst case of IEEE 802.11a; data rate @ MCS0 is the worst case of IEEE 802.11n(HT20); data rate @ MCS0 is the worst case of IEEE 802.11n(HT40); data rate @ MCS0 is the worst case of IEEE 802.11ac(VHT20); data rate @ MCS0 is the worst case of IEEE 802.11ac(VHT40); data rate @ MCS0 is the worst case of IEEE 802.11ac(VHT80), data rate @ MCS0 is the worst case of IEEE 802.11ax(HE20); data rate @ MCS0 is the worst case of IEEE 802.11ax(HE40); data rate @ MCS0 is the worst case of IEEE 802.11ax(HE80). Only the data of worst case is recorded in the report.

7.6.3 Test Setup Diagram



7.6.4 Measurement Procedure and Data

Note: Since the verify power the same operating range bandwidth and smaller power can be covered by the higher power.



SGS-CSTC Standards Technical Services Co., Ltd. Shenzhen Branch

SZEMC-TRF-01 Rev. A/0 Aug01,2022

Report No.: SZCR230900303105

Page: 29 of 362

Please Refer to Appendix for Details



SGS-CSTC Standards Technical Services Co., Ltd.
Shenzhen Branch (SZEMC) Laboratory

Unless otherwise agreed in writing, this document is issued by the Company subject to its General Conditions of Service printed overleaf, available on request or accessible at <https://www.sgs.com/en/Terms-and-Conditions>. Attention is drawn to the limitation of liability, indemnification and jurisdiction issues defined therein. Any holder of this document is advised that information contained hereon reflects the Company's findings at the time of its intervention only and within the limits of Client's instructions, if any. The Company's sole responsibility is to its Client and this document does not exonerate parties to a transaction from exercising all their rights and obligations under the transaction documents. This document cannot be reproduced except in full, without prior written approval of the Company. Any unauthorized alteration, forgery or falsification of the content or appearance of this document is unlawful and offenders may be prosecuted to the fullest extent of the law. Unless otherwise stated the results shown in this test report refer only to the sample(s) tested and such sample(s) are retained for 30 days only.

Attention: To check the authenticity of testing /inspection report & certificate, please contact us at telephone: (86-755) 8307 1443, or email: CN.Doccheck@sgs.com

No.1 Workshop, M-10, Middle Section, Science & Technology Park, Nanshan District, Shenzhen, Guangdong, China 518057 t (86-755) 26012053 f (86-755) 26710594 www.sgs.com.cn
中国·广东·深圳市南山区科技园中区M-10栋1号厂房 邮编: 518057 t (86-755) 26012053 f (86-755) 26710594 sgs.china@sgs.com

SGS-CSTC Standards Technical Services Co., Ltd. Shenzhen Branch

SZEMC-TRF-01 Rev. A/0 Aug01,2022

Report No.: SZCR230900303105

Page: 30 of 362

7.7 Peak Power spectrum density

Test Requirement 47 CFR Part 15, Subpart E 15.407 (a)

Test Method: KDB 789033 D02 II F

Limit:

Frequency band(MHz)	Limit
5150-5250	≤17dBm in 1MHz for master device
	≤11dBm in 1MHz for client device
5250-5350	≤11dBm in 1MHz for client device
5470-5725	≤11dBm in 1MHz for client device
5725-5850	≤30dBm in 500 kHz
Remark:	The maximum power spectral density is measured as a conducted emission by direct connection of a calibrated test instrument to the equipment under test.

7.7.1 E.U.T. Operation

Operating Environment:

Temperature: 24.6 °C Humidity: 40.1 % RH Atmospheric Pressure: 1000 mbar



Unless otherwise agreed in writing, this document is issued by the Company subject to its General Conditions of Service printed overleaf, available on request or accessible at <https://www.sgs.com/en/Terms-and-Conditions>. Attention is drawn to the limitation of liability, indemnification and jurisdiction issues defined therein. Any holder of this document is advised that information contained hereon reflects the Company's findings at the time of its intervention only and within the limits of Client's instructions, if any. The Company's sole responsibility is to its Client and this document does not exonerate parties to a transaction from exercising all their rights and obligations under the transaction documents. This document cannot be reproduced except in full, without prior written approval of the Company. Any unauthorized alteration, forgery or falsification of the content or appearance of this document is unlawful and offenders may be prosecuted to the fullest extent of the law. Unless otherwise stated the results shown in this test report refer only to the sample(s) tested and such sample(s) are retained for 30 days only.

Attention: To check the authenticity of testing /inspection report & certificate, please contact us at telephone: (86-755) 8307 1443, or email: CN.Doccheck@sgs.com

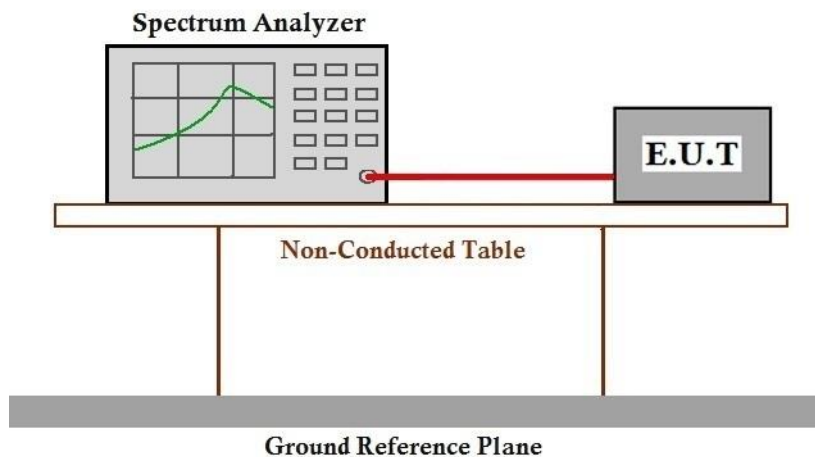
SGS-CSTC Standards Technical Services Co., Ltd.
Shenzhen Branch Testing & Calibration Laboratory

No.1 Workshop, M-10, Middle Section, Science & Technology Park, Nanshan District, Shenzhen, Guangdong, China 518057 t (86-755) 26012053 f (86-755) 26710594 www.ssgroup.com.cn
中国·广东·深圳市南山区科技园中区M-10栋1号厂房 邮编: 518057 t (86-755) 26012053 f (86-755) 26710594 sgs.china@sgs.com

7.7.2 Test Mode Description

Pre-scan / Final test	Mode Code	Description
Final test	09	TX mode (U-NII-1)_Keep the EUT in continuously transmitting mode with all modulation types. All data rates for each modulation type have been tested and found the data rate @ 6Mbps is the worst case of IEEE 802.11a; data rate @ MCS0 is the worst case of IEEE 802.11n(HT20); data rate @ MCS0 is the worst case of IEEE 802.11n(HT40); data rate @ MCS0 is the worst case of IEEE 802.11ac(VHT20); data rate @ MCS0 is the worst case of IEEE 802.11ac(VHT40); data rate @ MCS0 is the worst case of IEEE 802.11ac(VHT80), data rate @ MCS0 is the worst case of IEEE 802.11ax(HE20); data rate @ MCS0 is the worst case of IEEE 802.11ax(HE40); data rate @ MCS0 is the worst case of IEEE 802.11ax(HE80). Only the data of worst case is recorded in the report.
Final test	10	TX mode (U-NII-3)_Keep the EUT in continuously transmitting mode with all modulation types. All data rates for each modulation type have been tested and found the data rate @ 6Mbps is the worst case of IEEE 802.11a; data rate @ MCS0 is the worst case of IEEE 802.11n(HT20); data rate @ MCS0 is the worst case of IEEE 802.11n(HT40); data rate @ MCS0 is the worst case of IEEE 802.11ac(VHT20); data rate @ MCS0 is the worst case of IEEE 802.11ac(VHT40); data rate @ MCS0 is the worst case of IEEE 802.11ac(VHT80), data rate @ MCS0 is the worst case of IEEE 802.11ax(HE20); data rate @ MCS0 is the worst case of IEEE 802.11ax(HE40); data rate @ MCS0 is the worst case of IEEE 802.11ax(HE80). Only the data of worst case is recorded in the report.

7.7.3 Test Setup Diagram



7.7.4 Measurement Procedure and Data

Please Refer to Appendix for Details

7.8 Radiated Emissions (Below 1GHz)

Test Requirement 47 CFR Part 15, Subpart C 15.209 & Subpart E 15.407(b)

Test Method: KDB 789033 D02 II G

Measurement Distance: 3m

Limit:

Frequency(MHz)	Field strength(microvolts/meter)	Measurement distance(meters)
0.009-0.490	2400/F(kHz)	300
0.490-1.705	24000/F(kHz)	30
1.705-30.0	30	30
30-88	100	3
88-216	150	3
216-960	200	3
960-1000	500	3

7.8.1 E.U.T. Operation

Operating Environment:

Temperature: 23.2 °C

Humidity: 45.8 % RH

Atmospheric Pressure: 1000 mbar

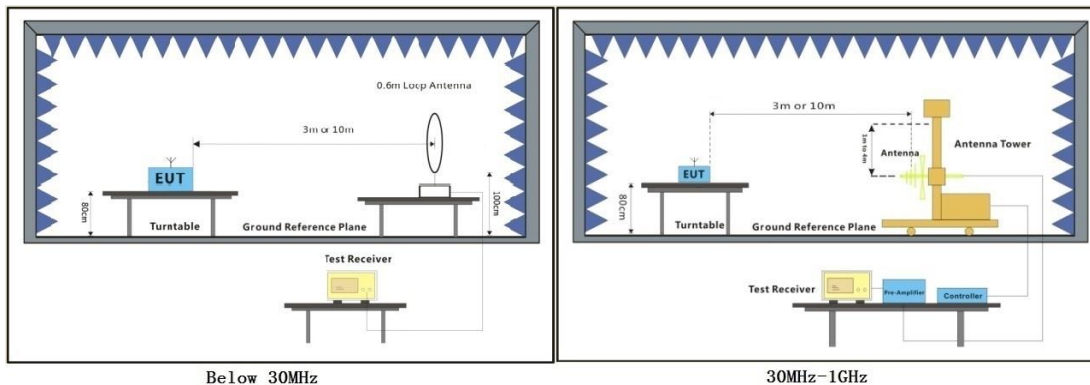
7.8.2 Test Mode Description

Pre-scan / Final test	Mode Code	Description
Pre-scan	09	TX mode (U-NII-1)_Keep the EUT in continuously transmitting mode with all modulation types. All data rates for each modulation type have been tested and found the data rate @ 6Mbps is the worst case of IEEE 802.11a; data rate @ MCS0 is the worst case of IEEE 802.11n(HT20); data rate @ MCS0 is the worst case of IEEE 802.11n(HT40); data rate @ MCS0 is the worst case of IEEE 802.11ac(VHT20); data rate @ MCS0 is the worst case of IEEE 802.11ac(VHT40); data rate @ MCS0 is the worst case of IEEE 802.11ac(VHT80), data rate @ MCS0 is the worst case of IEEE 802.11ax(HE20); data rate @ MCS0 is the worst case of IEEE 802.11ax(HE40); data rate @ MCS0 is the worst case of IEEE 802.11ax(HE80). Only the data of worst case is recorded in the report.
Pre-scan	10	TX mode (U-NII-3)_Keep the EUT in continuously transmitting mode with all modulation types. All data rates for each modulation type have been tested and found the data rate @ 6Mbps is the worst case of IEEE 802.11a; data rate @ MCS0 is the worst case of IEEE 802.11n(HT20); data rate @ MCS0 is the worst case of IEEE 802.11n(HT40); data rate @ MCS0 is the worst case of IEEE 802.11ac(VHT20); data rate @ MCS0 is the worst case of IEEE 802.11ac(VHT40); data rate @ MCS0 is the worst case of IEEE 802.11ac(VHT80), data rate @ MCS0 is the worst case of IEEE 802.11ax(HE20); data rate @ MCS0 is the worst case of IEEE 802.11ax(HE40); data rate @ MCS0 is the worst case of IEEE 802.11ax(HE80). Only the data of worst case is recorded in the report.



		802.11ax(HE80). Only the data of worst case is recorded in the report.
Final test	11	Charge + TX mode (U-NII-1)_Keep the EUT in charging and continuously transmitting mode with all modulation types. All data rates for each modulation type have been tested and found the data rate @ 6Mbps is the worst case of IEEE 802.11a; data rate @ MCS0 is the worst case of IEEE 802.11n(HT20); data rate @ MCS0 is the worst case of IEEE 802.11n(HT40); data rate @ MCS0 is the worst case of IEEE 802.11ac(VHT20); data rate @ MCS0 is the worst case of IEEE 802.11ac(VHT40); data rate @ MCS0 is the worst case of IEEE 802.11ac(VHT80), data rate @ MCS0 is the worst case of IEEE 802.11ax(HE20); data rate @ MCS0 is the worst case of IEEE 802.11ax(HE40); data rate @ MCS0 is the worst case of IEEE 802.11ax(HE80). Only the data of worst case is recorded in the report.
Pre-scan	12	Charge + TX mode (U-NII-3)_Keep the EUT in charging and continuously transmitting mode with all modulation types. All data rates for each modulation type have been tested and found the data rate @ 6Mbps is the worst case of IEEE 802.11a; data rate @ MCS0 is the worst case of IEEE 802.11n(HT20); data rate @ MCS0 is the worst case of IEEE 802.11n(HT40); data rate @ MCS0 is the worst case of IEEE 802.11ac(VHT20); data rate @ MCS0 is the worst case of IEEE 802.11ac(VHT40); data rate @ MCS0 is the worst case of IEEE 802.11ac(VHT80), data rate @ MCS0 is the worst case of IEEE 802.11ax(HE20); data rate @ MCS0 is the worst case of IEEE 802.11ax(HE40); data rate @ MCS0 is the worst case of IEEE 802.11ax(HE80). Only the data of worst case is recorded in the report.

7.8.3 Test Setup Diagram



7.8.4 Measurement Procedure and Data

- a. For below 1GHz, the EUT was placed on the top of a rotating table 0.8 meters above the ground at a 3 meter semi-anechoic chamber. The table was rotated 360 degrees to determine the position of the highest radiation.
- b. The EUT was set 3 or 10 meters away from the interference-receiving antenna, which was mounted on the top of a variable-height antenna tower.
- c. The antenna height is varied from one meter to four meters above the ground to determine the maximum value of the field strength. Both horizontal and vertical polarizations of the antenna are set to make the measurement.
- d. For each suspected emission, the EUT was arranged to its worst case and then the antenna was tuned to heights from 1 meter to 4 meters (for the test frequency of below 30MHz, the antenna was tuned to heights 1 meter) and the rotatable table was turned from 0 degrees to 360 degrees to find the maximum reading.
- e. The test-receiver system was set to Peak Detect Function and Specified Bandwidth with Maximum Hold Mode.
- f. If the emission level of the EUT in peak mode was 10dB lower than the limit specified, then testing could be stopped and the peak values of the EUT would be reported. Otherwise the emissions that did not have 10dB margin would be re-tested one by one using quasi-peak method as specified and then reported in a data sheet.
- g. Test the EUT in the lowest channel, the middle channel, the Highest channel.
- h. The radiation measurements are performed in X, Y, Z axis positioning for Transmitting mode, and found the X axis positioning which it is the worst case.
- i. Repeat above procedures until all frequencies measured was complete.

Remark:

1. Level= Read Level+ Cable Loss+ Antenna Factor- Preamp Factor
2. For emission below 1GHz, through the pre-scan found the worst case is the lowest channel of 802.11a. Only the worst case is recorded in the report.
3. Scan from 9kHz to 30MHz, the disturbance below 30MHz was very low. The points marked on above plots are the highest emissions could be found when testing, so only above points had been displayed. The amplitude of spurious emissions from the radiator which are attenuated more than 20dB below the limit need not be reported.
4. The disturbance below 1GHz was very low and the harmonics were the highest point could be found when testing, so only the above harmonics had been displayed.



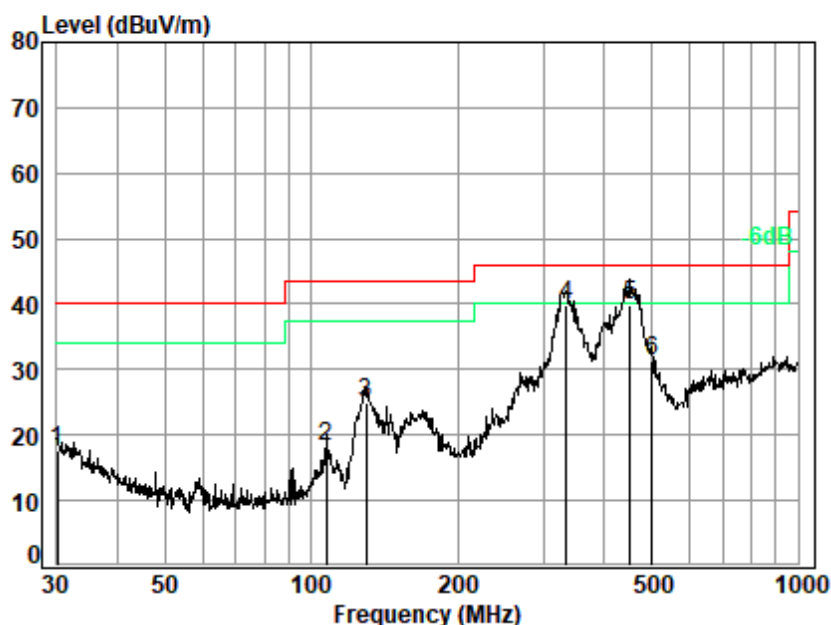
SGS-CSTC Standards Technical Services Co., Ltd. Shenzhen Branch

SZEMC-TRF-01 Rev. A/0 Aug01,2022

Report No.: SZCR230900303105

Page: 35 of 362

Test Mode: 11; Polarity: Horizontal; Modulation:802.11a; Bandwidth:20MHz; Channel:middle



Site : chamber
Condition: 3m HORIZONTAL
Job No. : 03031AT
Test Mode: 11

	Ant	Cable	Preamp	Read		Limit	Over	
	Freq	Factor	Loss	Factor	Level	Level	Line	Limit Remark
	MHz	dB/m	dB	dB	dBuV	dBuV/m	dBuV/m	dB
1	30.11	21.40	0.64	27.80	23.27	17.51	40.00	-22.49 QP
2	107.13	12.79	1.23	27.58	31.70	18.14	43.50	-25.36 QP
3	129.47	11.60	1.35	27.50	39.60	25.05	43.50	-18.45 QP
4 q	333.69	19.22	2.30	27.04	45.25	39.73	46.00	-6.27 QP
5	451.14	21.78	2.72	27.57	42.80	39.73	46.00	-6.27 QP
6	501.18	23.15	2.89	27.79	33.09	31.34	46.00	-14.66 QP



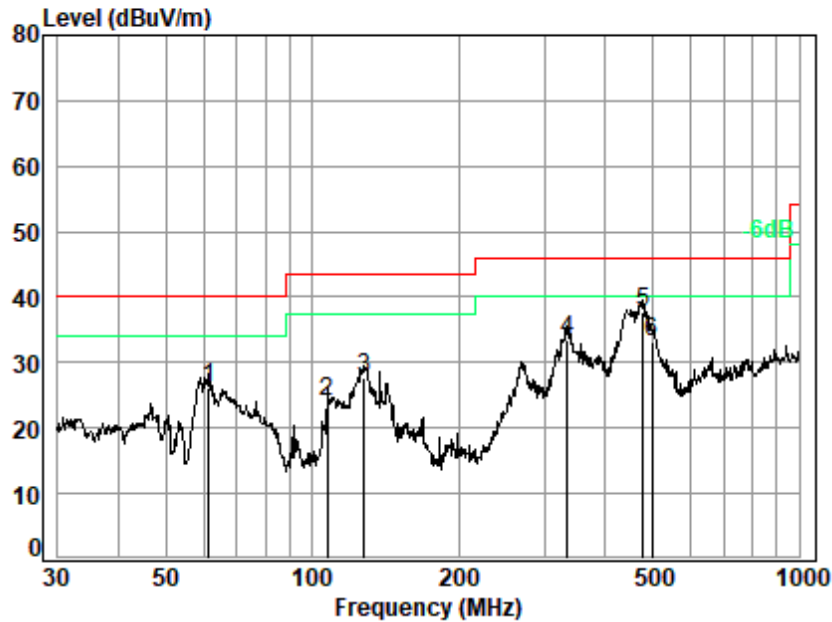
Unless otherwise agreed in writing, this document is issued by the Company subject to its General Conditions of Service printed overleaf, available on request or accessible at <https://www.sgs.com/en/Terms-and-Conditions>. Attention is drawn to the limitation of liability, indemnification and jurisdiction issues defined therein. Any holder of this document is advised that information contained hereon reflects the Company's findings at the time of its intervention only and within the limits of Client's instructions, if any. The Company's sole responsibility is to its Client and this document does not exonerate parties to a transaction from exercising all their rights and obligations under the transaction documents. This document cannot be reproduced except in full, without prior written approval of the Company. Any unauthorized alteration, forgery or falsification of the content or appearance of this document is unlawful and offenders may be prosecuted to the fullest extent of the law. Unless otherwise stated the results shown in this test report refer only to the sample(s) tested and such sample(s) are retained for 30 days only.

Attention: To check the authenticity of testing /inspection report & certificate, please contact us at telephone: (86-755) 8307 1443, or email: CN.Doccheck@sgs.com

SGS-CSTC Standards Technical Services Co., Ltd.
Shenzhen Branch Testing & Calibration Laboratory

No.1 Workshop, M-10, Middle Section, Science & Technology Park, Nanshan District, Shenzhen, Guangdong, China 518057 t (86-755) 26012053 f (86-755) 26710594 www.sgs.com.cn
中国·广东·深圳市南山区科技园中区M-10栋1号厂房 邮编: 518057 t (86-755) 26012053 f (86-755) 26710594 sgs.china@sgs.com

Test Mode: 11; Polarity: Vertical; Modulation:802.11a; Bandwidth:20MHz; Channel:middle



Site : chamber
Condition: 3m VERTICAL
Job No. : 03031AT
Test Mode: 11

	Ant	Cable	Preamp	Read		Limit	Over	
Freq	Factor	Loss	Factor	Level	Level	Line	Limit	Remark
MHz	dB/m	dB	dB	dBuV	dBuV/m	dBuV/m	dB	
1	61.35	11.06	0.93	27.72	41.92	26.19	40.00	-13.81 QP
2	107.13	12.79	1.23	27.58	37.62	24.06	43.50	-19.44 QP
3	127.66	11.57	1.34	27.51	42.18	27.58	43.50	-15.92 QP
4	333.69	19.22	2.30	27.04	39.00	33.48	46.00	-12.52 QP
5 q	477.17	23.14	2.81	27.68	39.42	37.69	46.00	-8.31 QP
6	499.42	23.08	2.89	27.78	34.94	33.13	46.00	-12.87 QP



7.9 Radiated Emissions (Above 1GHz)

Test Requirement 47 CFR Part 15, Subpart C 15.209 & Subpart E 15.407(b)

Test Method: KDB 789033 D02 II G

Limit:

Frequency(MHz)	Field strength(microvolts/meter)	Measurement distance(meters)
Above 1GHz	500	3
<p>*(1) For transmitters operating in the 5.15-5.25 GHz band: All emissions outside of the 5.15-5.35 GHz band shall not exceed an e.i.r.p. of -27 dBm/MHz.</p> <p>(2) For transmitters operating in the 5.25-5.35 GHz band: All emissions outside of the 5.15-5.35 GHz band shall not exceed an e.i.r.p. of -27 dBm/MHz.</p> <p>(3) For transmitters operating in the 5.47-5.725 GHz band: All emissions outside of the 5.47-5.725 GHz band shall not exceed an e.i.r.p. of -27 dBm/MHz.</p> <p>(4) For transmitters operating in the 5.725-5.85 GHz band:</p> <p>(i) All emissions shall be limited to a level of -27 dBm/MHz at 75 MHz or more above or below the band edge increasing linearly to 10 dBm/MHz at 25 MHz above or below the band edge, and from 25 MHz above or below the band edge increasing linearly to a level of 15.6 dBm/MHz at 5 MHz above or below the band edge, and from 5 MHz above or below the band edge increasing linearly to a level of 27 dBm/MHz at the band edge.</p> <p>Remark: The emission limits shown in the above table are based on measurements employing a CISPR quasi-peak detector except for the frequency bands 9-90kHz, 110-490kHz and above 1000 MHz. Radiated emission limits in these three bands are based on measurements employing an average detector, the peak field strength of any emission shall not exceed the maximum permitted average limits specified above by more than 20 dB under any condition of modulation.</p>		

7.9.1 E.U.T. Operation

Operating Environment:

Temperature: 22.0 °C Humidity: 58.1 % RH Atmospheric Pressure: 1000 mbar

7.9.2 Test Mode Description

Pre-scan / Final test	Mode Code	Description
Pre-scan	09	TX mode (U-NII-1)_Keep the EUT in continuously transmitting mode with all modulation types. All data rates for each modulation type have been tested and



Unless otherwise agreed in writing, this document is issued by the Company subject to its General Conditions of Service printed overleaf, available on request or accessible at <https://www.sgs.com/en/Terms-and-Conditions>. Attention is drawn to the limitation of liability, indemnification and jurisdiction issues defined therein. Any holder of this document is advised that information contained hereon reflects the Company's findings at the time of its intervention only and within the limits of Client's instructions, if any. The Company's sole responsibility is to its Client and this document does not exonerate parties to a transaction from exercising all their rights and obligations under the transaction documents. This document cannot be reproduced except in full, without prior written approval of the Company. Any unauthorized alteration, forgery or falsification of the content or appearance of this document is unlawful and offenders may be prosecuted to the fullest extent of the law. Unless otherwise stated the results shown in this test report refer only to the sample(s) tested and such sample(s) are retained for 30 days only.

Attention: To check the authenticity of testing /inspection report & certificate, please contact us at telephone: (86-755) 8307 1443, or email: CN.Doccheck@sgs.com

SGS-CSTC Standards Technical Services Co., Ltd. Shenzhen Branch
 No.1 Workshop, M-10, Middle Section, Science & Technology Park, Nanshan District, Shenzhen, Guangdong, China 518057 t (86-755) 26012053 f (86-755) 26710594 www.sgsgroup.com.cn
 中国·广东·深圳市南山区科技园中区M-10栋1号厂房 邮编: 518057 t (86-755) 26012053 f (86-755) 26710594 sgs.china@sgs.com

SGS-CSTC Standards Technical Services Co., Ltd. Shenzhen Branch

SZEMC-TRF-01 Rev. A/0 Aug01,2022

Report No.: SZCR230900303105

Page: 38 of 362

		found the data rate @ 6Mbps is the worst case of IEEE 802.11a; data rate @ MCS0 is the worst case of IEEE 802.11n(HT20); data rate @ MCS0 is the worst case of IEEE 802.11n(HT40); data rate @ MCS0 is the worst case of IEEE 802.11ac(VHT20); data rate @ MCS0 is the worst case of IEEE 802.11ac(VHT40); data rate @ MCS0 is the worst case of IEEE 802.11ac(VHT80), data rate @ MCS0 is the worst case of IEEE 802.11ax(HE20); data rate @ MCS0 is the worst case of IEEE 802.11ax(HE40); data rate @ MCS0 is the worst case of IEEE 802.11ax(HE80). Only the data of worst case is recorded in the report.
Pre-scan	10	TX mode (U-NII-3)_Keep the EUT in continuously transmitting mode with all modulation types. All data rates for each modulation type have been tested and found the data rate @ 6Mbps is the worst case of IEEE 802.11a; data rate @ MCS0 is the worst case of IEEE 802.11n(HT20); data rate @ MCS0 is the worst case of IEEE 802.11n(HT40); data rate @ MCS0 is the worst case of IEEE 802.11ac(VHT20); data rate @ MCS0 is the worst case of IEEE 802.11ac(VHT40); data rate @ MCS0 is the worst case of IEEE 802.11ac(VHT80), data rate @ MCS0 is the worst case of IEEE 802.11ax(HE20); data rate @ MCS0 is the worst case of IEEE 802.11ax(HE40); data rate @ MCS0 is the worst case of IEEE 802.11ax(HE80). Only the data of worst case is recorded in the report.
Final test	11	Charge + TX mode (U-NII-1)_Keep the EUT in charging and continuously transmitting mode with all modulation types. All data rates for each modulation type have been tested and found the data rate @ 6Mbps is the worst case of IEEE 802.11a; data rate @ MCS0 is the worst case of IEEE 802.11n(HT20); data rate @ MCS0 is the worst case of IEEE 802.11n(HT40); data rate @ MCS0 is the worst case of IEEE 802.11ac(VHT20); data rate @ MCS0 is the worst case of IEEE 802.11ac(VHT40); data rate @ MCS0 is the worst case of IEEE 802.11ac(VHT80), data rate @ MCS0 is the worst case of IEEE 802.11ax(HE20); data rate @ MCS0 is the worst case of IEEE 802.11ax(HE40); data rate @ MCS0 is the worst case of IEEE 802.11ax(HE80). Only the data of worst case is recorded in the report.
Final test	12	Charge + TX mode (U-NII-3)_Keep the EUT in charging and continuously transmitting mode with all modulation types. All data rates for each modulation type have been tested and found the data rate @ 6Mbps is the worst case of IEEE 802.11a; data rate @ MCS0 is the worst case of IEEE 802.11n(HT20); data rate @ MCS0 is the worst case of IEEE 802.11n(HT40); data rate @ MCS0 is the worst case of IEEE 802.11ac(VHT20); data rate @ MCS0 is the worst case of IEEE 802.11ac(VHT40); data rate @ MCS0 is the worst case of IEEE 802.11ac(VHT80), data rate @ MCS0 is the worst case of IEEE 802.11ax(HE20); data rate @ MCS0 is the worst case of IEEE 802.11ax(HE40); data rate @ MCS0 is the worst case of IEEE 802.11ax(HE80). Only the data of worst case is recorded in the report.



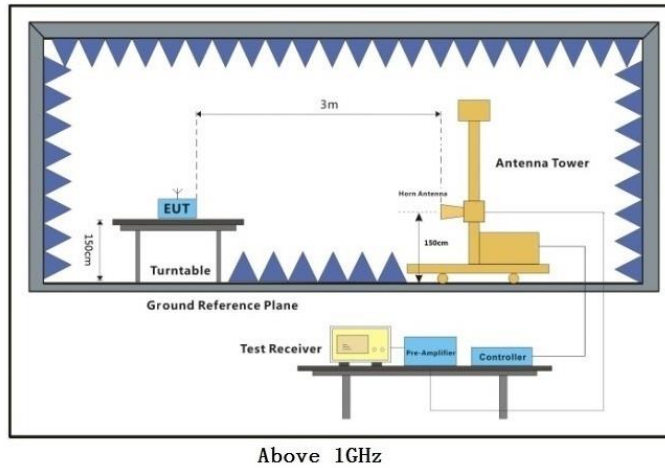
SGS-CSTC Standards Technical Services Co., Ltd.
Shenzhen Branch Inspection & Testing Laboratory

Unless otherwise agreed in writing, this document is issued by the Company subject to its General Conditions of Service printed overleaf, available on request or accessible at <https://www.sgs.com/en/Terms-and-Conditions>. Attention is drawn to the limitation of liability, indemnification and jurisdiction issues defined therein. Any holder of this document is advised that information contained hereon reflects the Company's findings at the time of its intervention only and within the limits of Client's instructions, if any. The Company's sole responsibility is to its Client and this document does not exonerate parties to a transaction from exercising all their rights and obligations under the transaction documents. This document cannot be reproduced except in full, without prior written approval of the Company. Any unauthorized alteration, forgery or falsification of the content or appearance of this document is unlawful and offenders may be prosecuted to the fullest extent of the law. Unless otherwise stated the results shown in this test report refer only to the sample(s) tested and such sample(s) are retained for 30 days only.

Attention: To check the authenticity of testing /inspection report & certificate, please contact us at telephone: (86-755) 8307 1443, or email: CN.Doccheck@sgs.com

No.1 Workshop, M-10, Middle Section, Science & Technology Park, Nanshan District, Shenzhen, Guangdong, China 518057 t (86-755) 26012053 f (86-755) 26710594 www.sgs.com.cn
中国·广东·深圳市南山区科技园中区M-10栋1号厂房 邮编: 518057 t (86-755) 26012053 f (86-755) 26710594 sgs.china@sgs.com

7.9.3 Test Setup Diagram



7.9.4 Measurement Procedure and Data

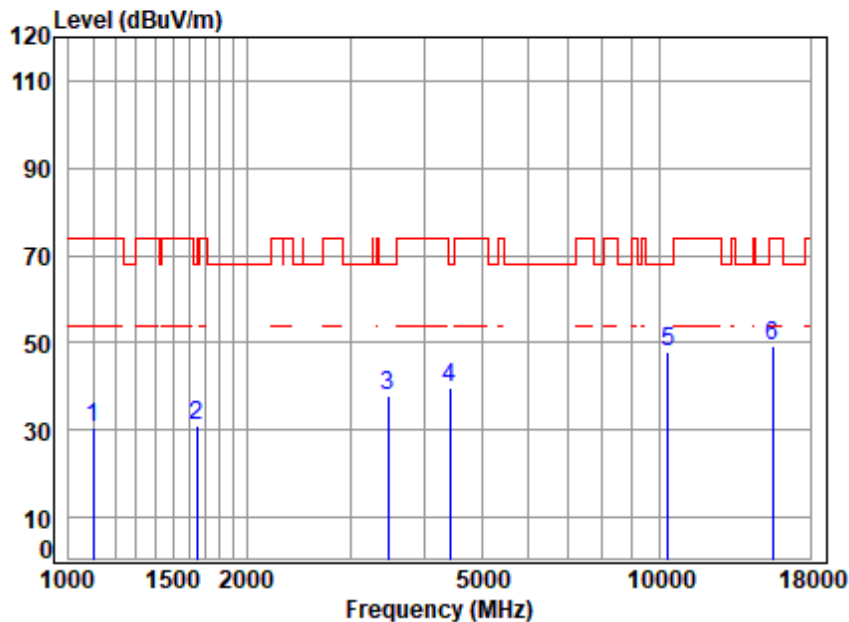
- a. For above 1GHz, the EUT was placed on the top of a rotating table 1.5 meters above the ground at a 3 meter fully-anechoic chamber. The table was rotated 360 degrees to determine the position of the highest radiation.
- b. The EUT was set 3 meters away from the interference-receiving antenna, which was mounted on the top of a variable-height antenna tower.
- c. The antenna height is varied from one meter to four meters above the ground to determine the maximum value of the field strength. Both horizontal and vertical polarizations of the antenna are set to make the measurement.
- d. For each suspected emission, the EUT was arranged to its worst case and then the antenna was tuned to heights from 1 meter to 4 meters (for the test frequency of below 30MHz, the antenna was tuned to heights 1 meter) and the rotatable table was turned from 0 degrees to 360 degrees to find the maximum reading.
- e. The test-receiver system was set to Peak Detect Function and Specified Bandwidth with Maximum Hold Mode.
- f. If the emission level of the EUT in peak mode was 10dB lower than the limit specified, then testing could be stopped and the peak values of the EUT would be reported. Otherwise the emissions that did not have 10dB margin would be re-tested one by one using peak or average method as specified and then reported in a data sheet.
- g. Test the EUT in the lowest channel, the middle channel, the Highest channel.
- h. The radiation measurements are performed in X, Y, Z axis positioning for Transmitting mode, and found the X axis positioning which it is the worst case.
- i. Repeat above procedures until all frequencies measured was complete.

Remark:

1. Level= Read Level+ Cable Loss+ Antenna Factor- Preamp Factor
2. Scan from 18GHz to 40GHz, the disturbance above 18GHz was very low. The points marked on above plots are the highest emissions could be found when testing, so only above points had been displayed. The amplitude of spurious emissions from the radiator which are attenuated more than 20dB below the limit need not be reported.
3. As shown in this section, for frequencies above 1GHz, the field strength limits are based on average limits. However, the peak field strength of any emission shall not exceed the maximum permitted average limits specified above by more than 20 dB under any condition of modulation. For the emissions whose peak level is lower than the average limit, only the peak measurement is shown in the report.
4. The disturbance above 18GHz were very low and the harmonics were the highest point could be found when testing, so only the above harmonics had been displayed.
5. For devices with multiple operating modes, measurements on the middle channel is used to determine the worst-case mode(s). Only the worst case mode with the highest output power and the mode with the highest output power spectral density for each modulation family (e.g., OFDM and direct sequence spread spectrum) is recorded in the test report.



Test Mode: 11; Polarity: Horizontal; Modulation:802.11a; Bandwidth:20MHz; Channel:Low

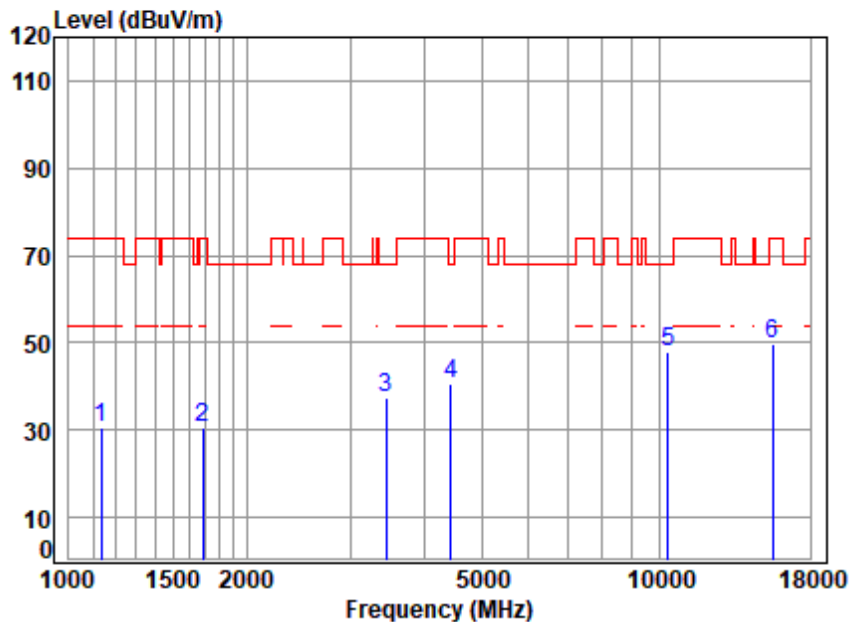


Site : chamber
Condition: 3m HORIZONTAL
Job No : 03031AT
Mode : 5180 TX RSE
Note : 5G WIFI 11A

	Freq	Cable Loss	Ant Factor	Preamp Factor	Read Level	Level	Limit	Over	Remark
	MHz	dB	dB/m	dB	dBuV	dBuV/m	dBuV/m	dB	
1	1100.079	3.40	26.42	38.32	39.22	30.72	74.00	-43.28	peak
2	1648.778	4.26	27.46	38.41	37.56	30.87	68.20	-37.33	peak
3	3475.541	6.19	31.54	36.12	36.38	37.99	68.20	-30.21	peak
4	4417.841	7.07	33.51	35.78	34.89	39.69	68.20	-28.51	peak
5	10360.000	12.73	37.30	37.54	35.53	48.02	68.20	-20.18	peak
6	15540.000	14.23	41.14	37.23	31.24	49.38	74.00	-24.62	peak



Test Mode: 11; Polarity: Vertical; Modulation:802.11a; Bandwidth:20MHz; Channel:Low

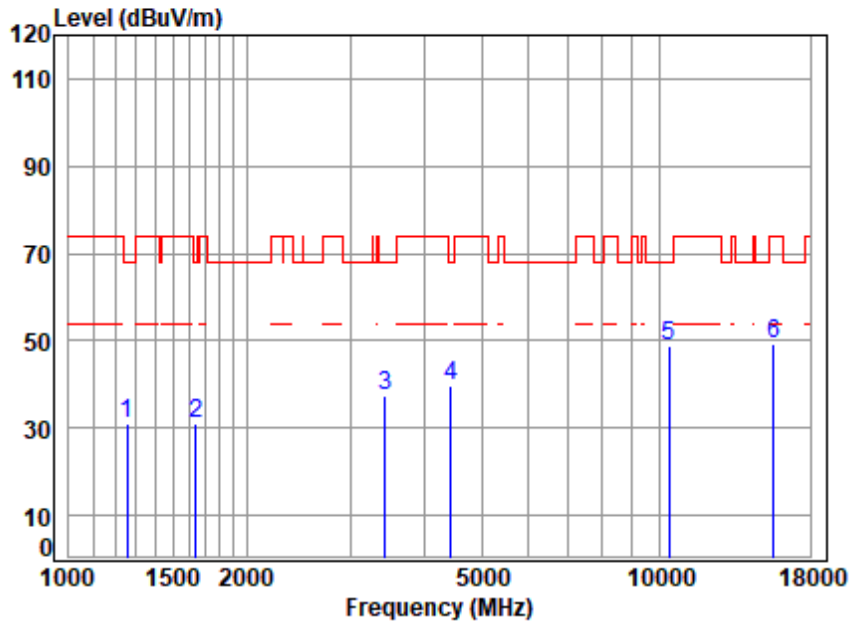


Site : chamber
Condition: 3m VERTICAL
Job No : 03031AT
Mode : 5180 TX RSE
Note : 5G WIFI 11A

	Freq	Cable Loss	Ant Factor	Preamp Factor	Read Level	Level	Limit	Over Limit	Remark
	MHz	dB	dB/m	dB	dBuV	dBuV/m	dBuV/m	dB	
1	1135.617	3.46	26.46	38.33	39.16	30.75	74.00	-43.25	peak
2	1687.347	4.31	27.62	38.41	37.23	30.75	74.00	-43.25	peak
3	3445.535	6.16	31.46	36.12	35.93	37.43	68.20	-30.77	peak
4	4443.453	7.09	33.54	35.77	35.59	40.45	68.20	-27.75	peak
5	10360.000	12.73	37.30	37.54	35.41	47.90	68.20	-20.30	peak
6	15540.000	14.23	41.14	37.23	31.44	49.58	74.00	-24.42	peak



Test Mode: 11; Polarity: Horizontal; Modulation:802.11a; Bandwidth:20MHz; Channel:middle

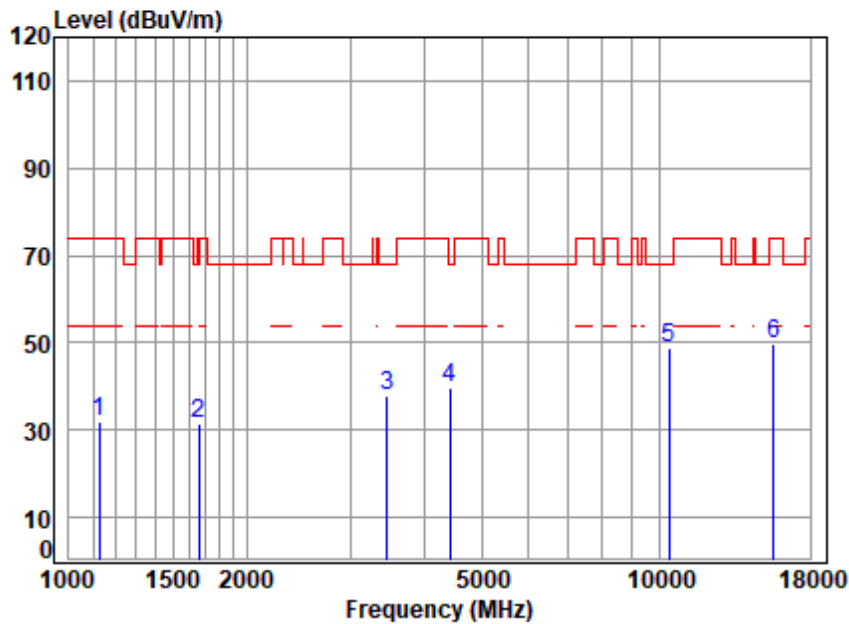


Site : chamber
Condition: 3m HORIZONTAL
Job No : 03031AT
Mode : 5200 TX RSE
Note : 5G WIFI 11A

	Freq	Cable Loss	Ant Factor	Preamp Factor	Read Level	Level	Limit Line	Over Limit	Remark
	MHz	dB	dB/m	dB	dBuV	dBuV/m	dBuV/m	dB	
1	1256.512	3.68	26.58	38.35	38.89	30.80	68.20	-37.40	peak
2	1639.274	4.25	27.42	38.41	37.81	31.07	68.20	-37.13	peak
3	3435.590	6.15	31.43	36.12	36.06	37.52	68.20	-30.68	peak
4	4430.628	7.08	33.52	35.77	34.83	39.66	68.20	-28.54	peak
5	10400.000	12.74	37.30	37.56	36.48	48.96	68.20	-19.24	peak
6	15600.000	14.25	41.20	37.26	31.24	49.43	74.00	-24.57	peak



Test Mode: 11; Polarity: Vertical; Modulation:802.11a; Bandwidth:20MHz; Channel:middle

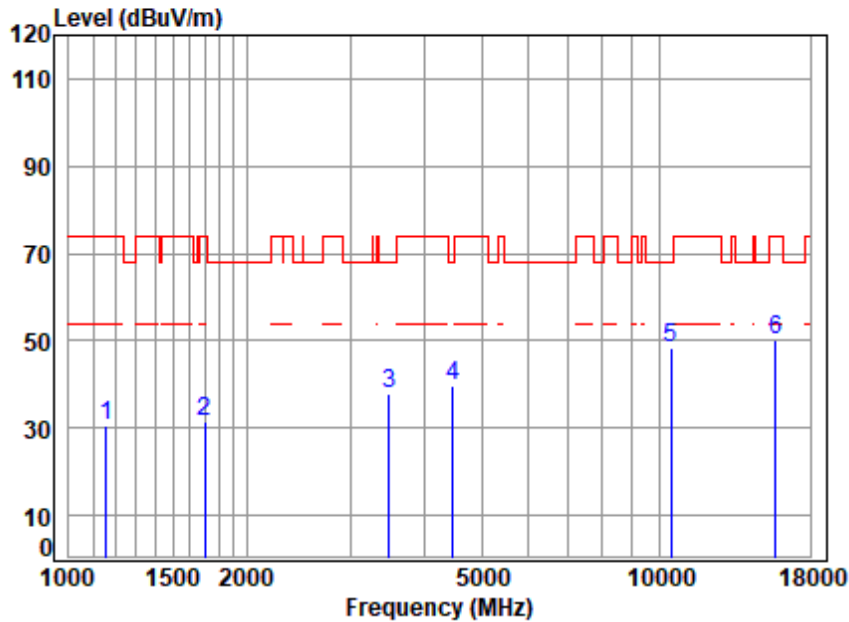


Site : chamber
Condition: 3m VERTICAL
Job No : 03031AT
Mode : 5200 TX RSE
Note : 5G WIFI 11A

	Freq	Cable Loss	Ant Factor	Preamp Factor	Read Level	Level	Limit Line	Over Limit	Remark
	MHz	dB	dB/m	dB	dBuV	dBuV/m	dBuV/m	dB	
1	1125.813	3.44	26.45	38.33	40.20	31.76	74.00	-42.24	peak
2	1658.337	4.28	27.50	38.41	37.98	31.35	68.20	-36.85	peak
3	3465.510	6.18	31.51	36.12	36.44	38.01	68.20	-30.19	peak
4	4417.841	7.07	33.51	35.78	35.03	39.83	68.20	-28.37	peak
5	10400.000	12.74	37.30	37.56	36.38	48.86	68.20	-19.34	peak
6	15600.000	14.25	41.20	37.26	31.43	49.62	74.00	-24.38	peak



Test Mode: 11; Polarity: Horizontal; Modulation:802.11a; Bandwidth:20MHz; Channel:High

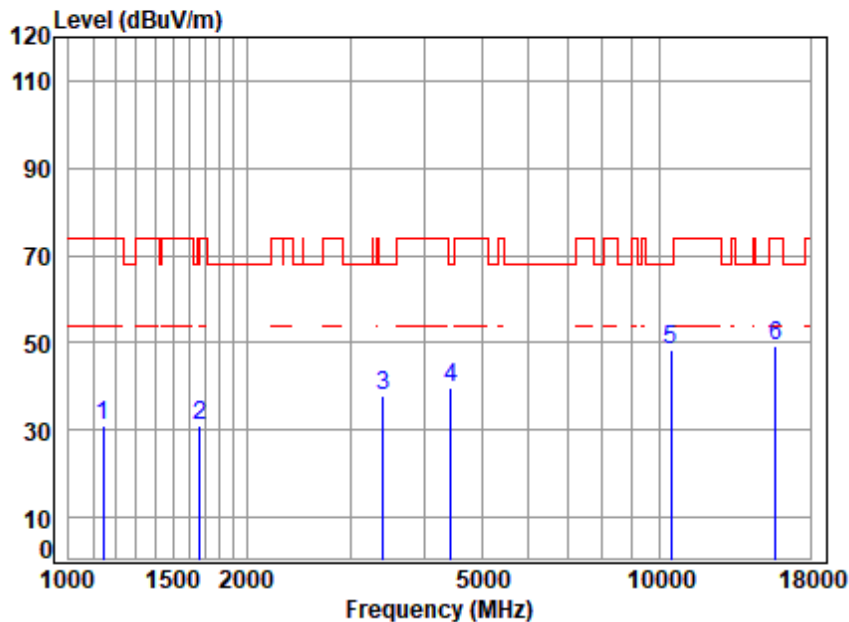


Site : chamber
Condition: 3m HORIZONTAL
Job No : 03031AT
Mode : 5240 TX RSE
Note : 5G WIFI 11A

	Freq	Cable Loss	Ant Factor	Preamp Factor	Read Level	Level	Limit Line	Over Limit	Remark
	MHz	dB	dB/m	dB	dBuV	dBuV/m	dBuV/m	dB	
1	1155.483	3.50	26.48	38.33	39.08	30.73	74.00	-43.27	peak
2	1702.042	4.33	27.68	38.42	37.80	31.39	74.00	-42.61	peak
3	3485.601	6.21	31.56	36.12	36.43	38.08	68.20	-30.12	peak
4	4469.214	7.10	33.57	35.75	35.00	39.92	68.20	-28.28	peak
5	10480.000	12.76	37.30	37.60	35.83	48.29	68.20	-19.91	peak
6	15720.000	14.29	41.32	37.31	31.78	50.08	74.00	-23.92	peak



Test Mode: 11; Polarity: Vertical; Modulation:802.11a; Bandwidth:20MHz; Channel:High

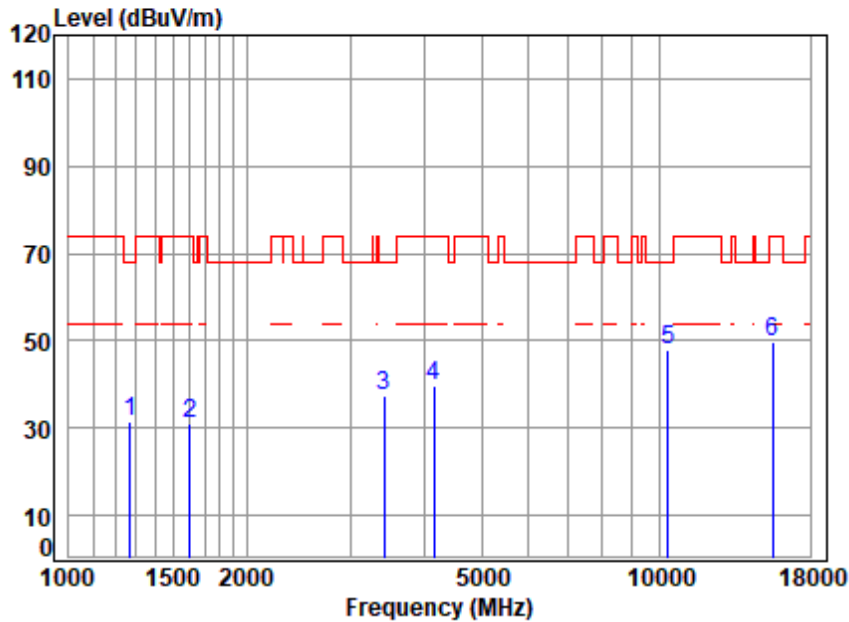


Site : chamber
Condition: 3m VERTICAL
Job No : 03031AT
Mode : 5240 TX RSE
Note : 5G WIFI 11A

	Freq	Cable Loss	Ant Factor	Preamp Factor	Read Level	Level	Limit Line	Over Limit	Remark
	MHz	dB	dB/m	dB	dBuV	dBuV/m	dBuV/m	dB	
1	1142.201	3.48	26.46	38.33	39.34	30.95	74.00	-43.05	peak
2	1667.951	4.29	27.54	38.41	37.53	30.95	74.00	-43.05	peak
3	3405.929	6.11	31.35	36.12	36.64	37.98	68.20	-30.22	peak
4	4430.628	7.08	33.52	35.77	34.89	39.72	68.20	-28.48	peak
5	10480.000	12.76	37.30	37.60	36.11	48.57	68.20	-19.63	peak
6	15720.000	14.29	41.32	37.31	31.01	49.31	74.00	-24.69	peak



Test Mode: 11; Polarity: Horizontal; Modulation:802.11n; Bandwidth:20MHz; Channel:Low

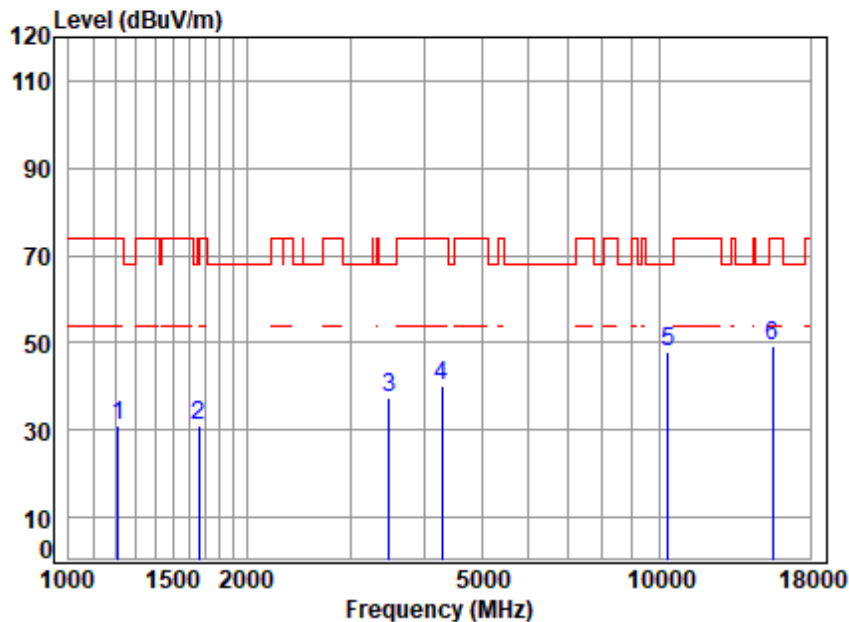


Site : chamber
Condition: 3m HORIZONTAL
Job No : 03031AT
Mode : 5180 TX RSE
Note : 5G WIFI 11N20

	Freq	Cable Loss	Ant Factor	Preamp Factor	Read Level	Level	Limit	Over	Remark
	MHz	dB	dB/m	dB	dBuV	dBuV/m	dBuV/m	dB	
1	1271.123	3.71	26.60	38.35	39.39	31.35	68.20	-36.85	peak
2	1601.804	4.20	27.26	38.40	37.86	30.92	74.00	-43.08	peak
3	3425.675	6.13	31.41	36.12	35.96	37.38	68.20	-30.82	peak
4	4145.664	6.88	33.18	35.99	35.60	39.67	74.00	-34.33	peak
5	10360.000	12.73	37.30	37.54	35.48	47.97	68.20	-20.23	peak
6	15540.000	14.23	41.14	37.23	31.38	49.52	74.00	-24.48	peak



Test Mode: 11; Polarity: Vertical; Modulation:802.11n; Bandwidth:20MHz; Channel:Low

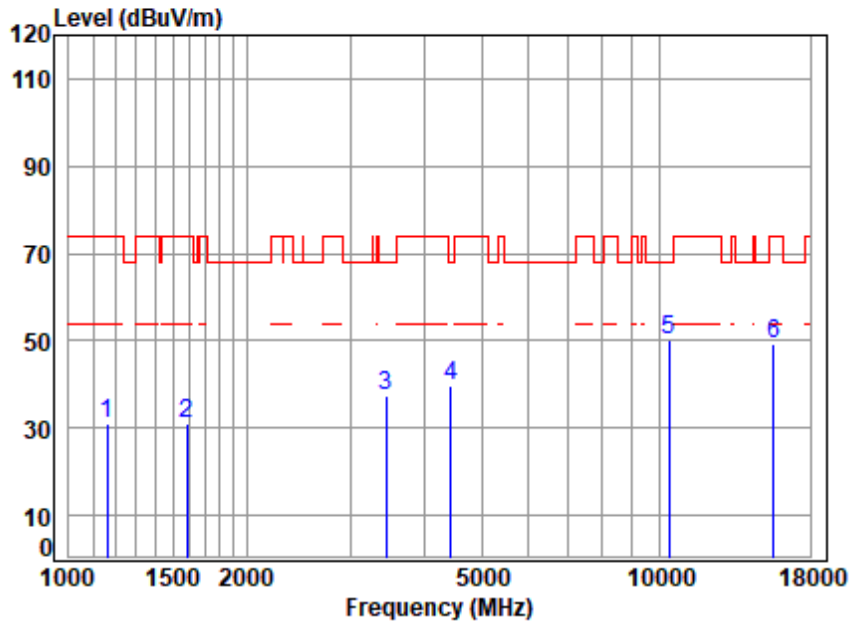


Site : chamber
Condition: 3m VERTICAL
Job No : 03031AT
Mode : 5180 TX RSE
Note : 5G WIFI 11N20

	Freq	Cable Loss	Ant Factor	Preamp Factor	Read Level	Level	Limit	Over Limit	Remark
	MHz	dB	dB/m	dB	dBuV	dBuV/m	dBuV/m	dB	
1	1210.174	3.60	26.54	38.34	39.06	30.86	74.00	-43.14	peak
2	1663.137	4.28	27.52	38.41	37.49	30.88	74.00	-43.12	peak
3	3485.601	6.21	31.56	36.12	35.80	37.45	68.20	-30.75	peak
4	4291.977	6.99	33.36	35.88	35.51	39.98	74.00	-34.02	peak
5	10360.000	12.73	37.30	37.54	35.60	48.09	68.20	-20.11	peak
6	15540.000	14.23	41.14	37.23	31.06	49.20	74.00	-24.80	peak



Test Mode: 11; Polarity: Horizontal; Modulation:802.11n; Bandwidth:20MHz; Channel:middle

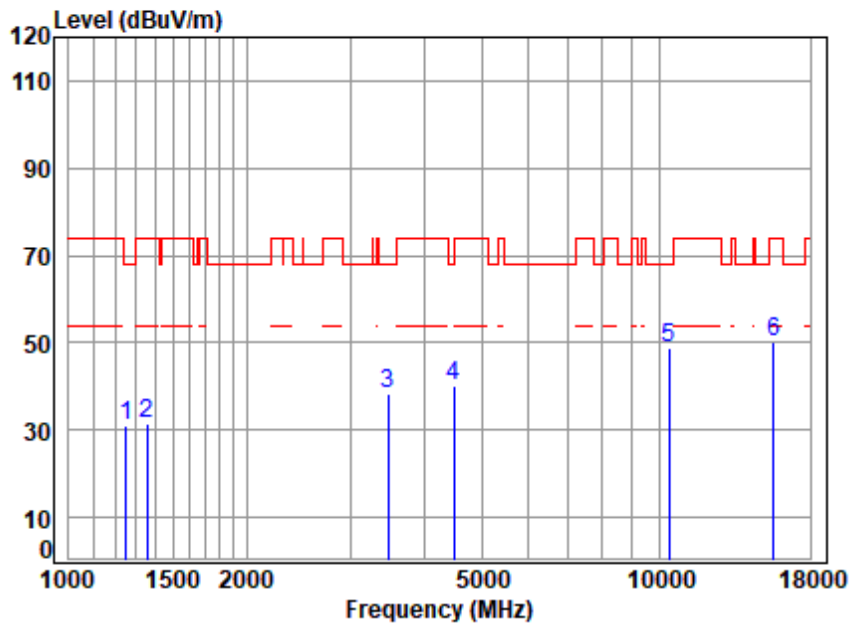


Site : chamber
Condition: 3m HORIZONTAL
Job No : 03031AT
Mode : 5220 TX RSE
Note : 5G WIFI 11N20

	Freq	Cable Loss	Ant Factor	Preamp Factor	Read Level	Level	Limit	Over	Remark
	MHz	dB	dB/m	dB	dBuV	dBuV/m	dBuV/m	dB	
1	1162.182	3.51	26.49	38.33	39.26	30.93	74.00	-43.07	peak
2	1583.392	4.18	27.18	38.40	38.03	30.99	74.00	-43.01	peak
3	3445.535	6.16	31.46	36.12	35.93	37.43	68.20	-30.77	peak
4	4430.628	7.08	33.52	35.77	34.70	39.53	68.20	-28.67	peak
5	10400.000	12.74	37.30	37.56	37.53	50.01	68.20	-18.19	peak
6	15600.000	14.25	41.20	37.26	31.12	49.31	74.00	-24.69	peak



Test Mode: 11; Polarity: Vertical; Modulation:802.11n; Bandwidth:20MHz; Channel:middle

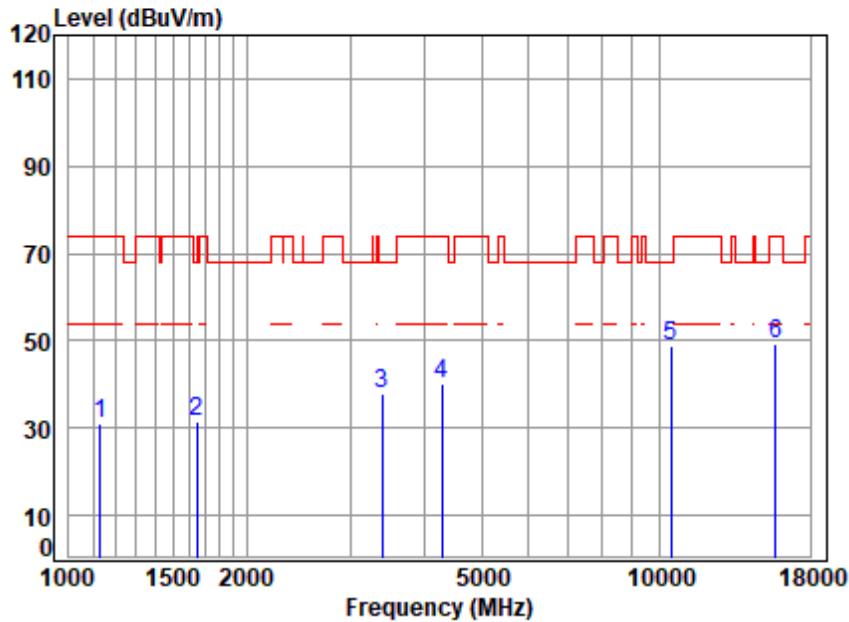


Site : chamber
Condition: 3m VERTICAL
Job No : 03031AT
Mode : 5220 TX RSE
Note : 5G WIFI 11N20

	Freq	Cable Loss	Ant Factor	Preamp Factor	Read Level	Level	Limit	Over	Remark
	MHz	dB	dB/m	dB	dBuV	dBuV/m	dBuV/m	dB	
1	1252.885	3.67	26.58	38.35	38.95	30.85	68.20	-37.35	peak
2	1358.498	3.85	26.68	38.37	39.29	31.45	74.00	-42.55	peak
3	3475.541	6.19	31.54	36.12	36.83	38.44	68.20	-29.76	peak
4	4495.125	7.12	33.59	35.73	35.04	40.02	68.20	-28.18	peak
5	10400.000	12.74	37.30	37.56	36.14	48.62	68.20	-19.58	peak
6	15600.000	14.25	41.20	37.26	31.91	50.10	74.00	-23.90	peak



Test Mode: 11; Polarity: Horizontal; Modulation:802.11n; Bandwidth:20MHz; Channel:High

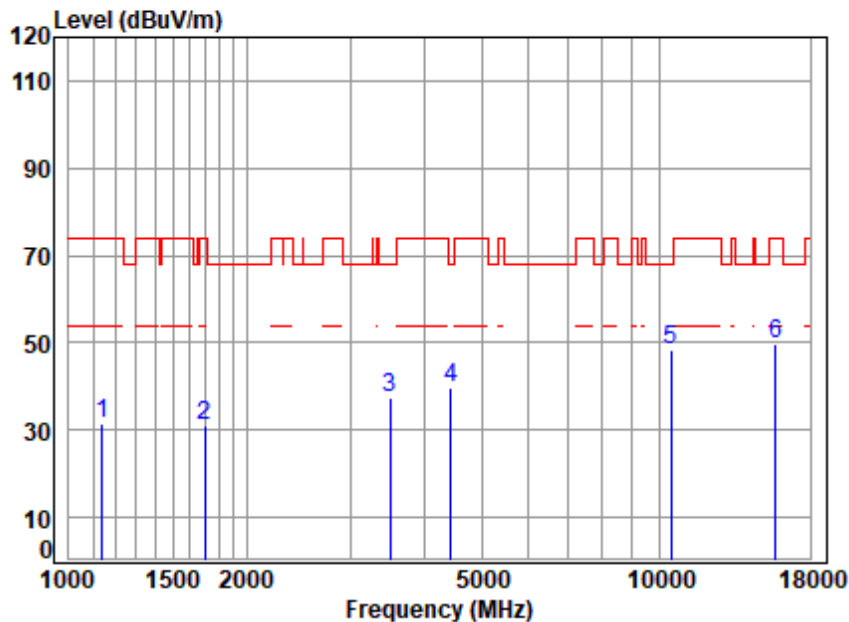


Site : chamber
Condition: 3m HORIZONTAL
Job No : 03031AT
Mode : 5240 TX RSE
Note : 5G WIFI 11N20

	Freq	Cable Loss	Ant Factor	Preamp Factor	Read Level	Level	Limit Line	Over Limit	Remark
	MHz	dB	dB/m	dB	dBuV	dBuV/m	dBuV/m	dB	
1	1129.072	3.45	26.45	38.33	39.36	30.93	74.00	-43.07	peak
2	1648.778	4.26	27.46	38.41	38.19	31.50	68.20	-36.70	peak
3	3396.098	6.10	31.33	36.12	36.34	37.65	68.20	-30.55	peak
4	4291.977	6.99	33.36	35.88	35.67	40.14	74.00	-33.86	peak
5	10480.000	12.76	37.30	37.60	36.38	48.84	68.20	-19.36	peak
6	15720.000	14.29	41.32	37.31	31.01	49.31	74.00	-24.69	peak



Test Mode: 11; Polarity: Vertical; Modulation:802.11n; Bandwidth:20MHz; Channel:High



Site : chamber
Condition: 3m VERTICAL
Job No : 03031AT
Mode : 5240 TX RSE
Note : 5G WIFI 11N20

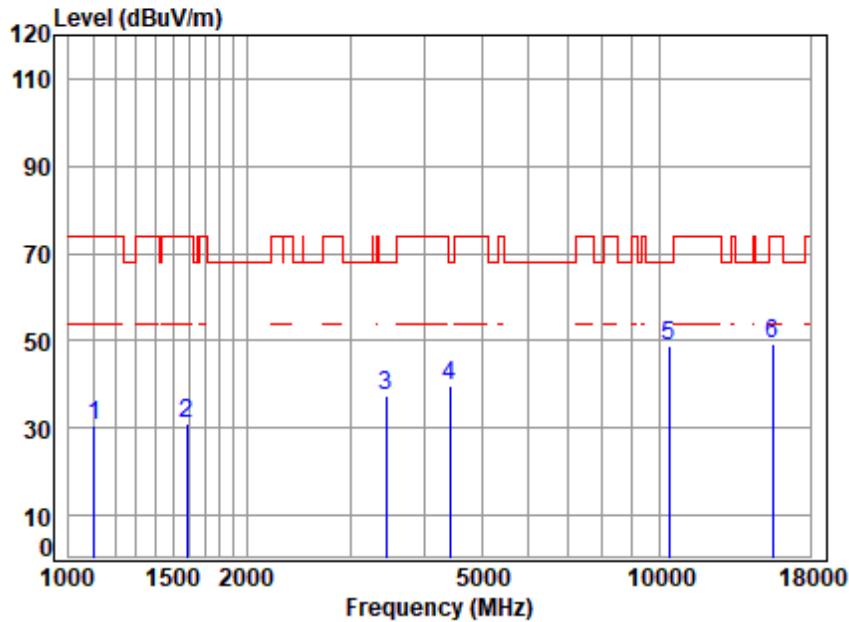
	Freq	Cable Loss	Ant Factor	Preamp Factor	Read Level	Level	Limit	Over	Remark
	MHz	dB	dB/m	dB	dBuV	dBuV/m	dBuV/m	dB	
1	1138.904	3.47	26.46	38.33	39.71	31.31	74.00	-42.69	peak
2	1697.129	4.33	27.66	38.41	37.56	31.14	74.00	-42.86	peak
3	3495.691	6.22	31.59	36.12	35.63	37.32	68.20	-30.88	peak
4	4430.628	7.08	33.52	35.77	34.90	39.73	68.20	-28.47	peak
5	10480.000	12.76	37.30	37.60	35.79	48.25	68.20	-19.95	peak
6	15720.000	14.29	41.32	37.31	31.41	49.71	74.00	-24.29	peak



Unless otherwise agreed in writing, this document is issued by the Company subject to its General Conditions of Service printed overleaf, available on request or accessible at <https://www.sgs.com/en/Terms-and-Conditions>. Attention is drawn to the limitation of liability, indemnification and jurisdiction issues defined therein. Any holder of this document is advised that information contained hereon reflects the Company's findings at the time of its intervention only and within the limits of Client's instructions, if any. The Company's sole responsibility is to its Client and this document does not exonerate parties to a transaction from exercising all their rights and obligations under the transaction documents. This document cannot be reproduced except in full, without prior written approval of the Company. Any unauthorized alteration, forgery or falsification of the content or appearance of this document is unlawful and offenders may be prosecuted to the fullest extent of the law. Unless otherwise stated the results shown in this test report refer only to the sample(s) tested and such sample(s) are retained for 30 days only.

Attention: To check the authenticity of testing /inspection report & certificate, please contact us at telephone: (86-755) 8307 1443, or email: CN.Doccheck@sgs.com

Test Mode: 11; Polarity: Horizontal; Modulation:802.11n; Bandwidth:40MHz; Channel:Low

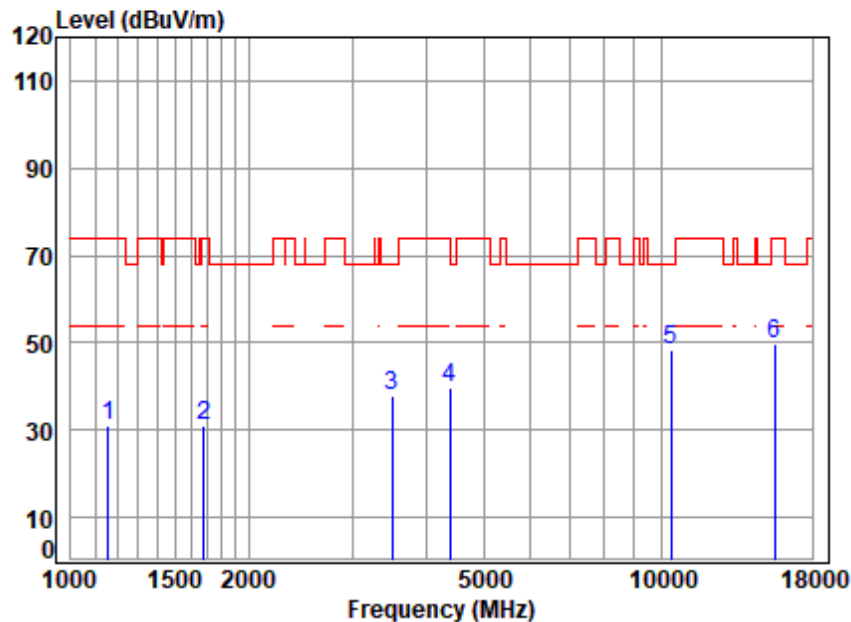


Site : chamber
Condition: 3m HORIZONTAL
Job No : 03031AT
Mode : 5190 TX RSE
Note : 5G WIFI 11N40

	Freq	Cable Loss	Ant Factor	Preamp Factor	Read Level	Level	Limit	Over	Remark
	MHz	dB	dB/m	dB	dBuV	dBuV/m	dBuV/m	dB	
1	1103.264	3.40	26.42	38.32	39.18	30.68	74.00	-43.32	peak
2	1583.392	4.18	27.18	38.40	38.15	31.11	74.00	-42.89	peak
3	3445.535	6.16	31.46	36.12	35.77	37.27	68.20	-30.93	peak
4	4417.841	7.07	33.51	35.78	34.93	39.73	68.20	-28.47	peak
5	10380.000	12.74	37.30	37.55	36.18	48.67	68.20	-19.53	peak
6	15570.000	14.24	41.17	37.25	31.33	49.49	74.00	-24.51	peak



Test Mode: 11; Polarity: Vertical; Modulation:802.11n; Bandwidth:40MHz; Channel:Low



Site : chamber

Condition: 3m VERTICAL

Job No : 03031AT

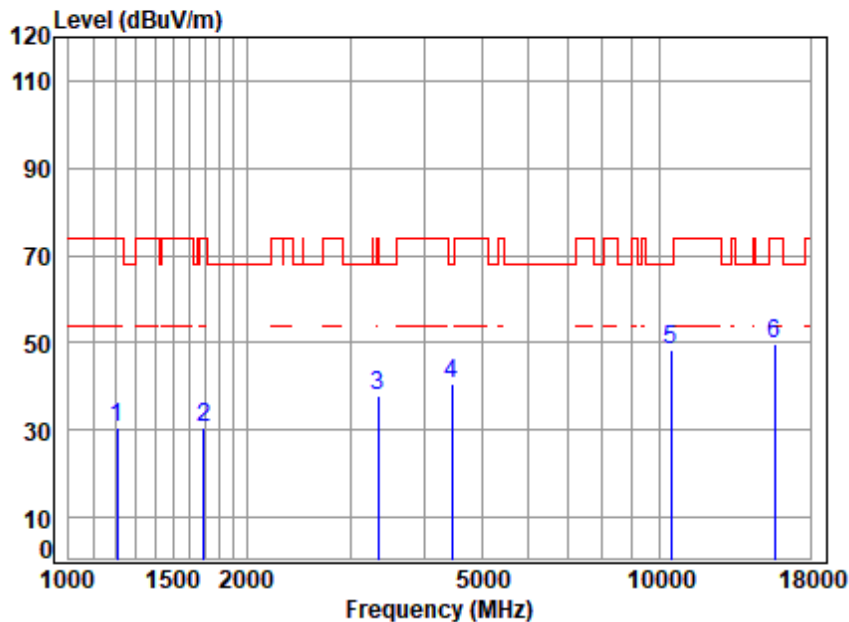
Mode : 5190 TX RSE

Note : 5G WIFI 11N40

	Freq	Cable Loss	Ant Factor	Preamp Factor	Read Level	Level	Limit	Over Limit	Remark
	MHz	dB	dB/m	dB	dBuV	dBuV/m	dBuV/m	dB	
1	1158.828	3.51	26.48	38.33	39.28	30.94	74.00	-43.06	peak
2	1677.621	4.30	27.58	38.41	37.65	31.12	74.00	-42.88	peak
3	3495.691	6.22	31.59	36.12	36.08	37.77	68.20	-30.43	peak
4	4392.376	7.05	33.48	35.80	35.04	39.77	74.00	-34.23	peak
5	10380.000	12.74	37.30	37.55	35.66	48.15	68.20	-20.05	peak
6	15570.000	14.24	41.17	37.25	31.72	49.88	74.00	-24.12	peak



Test Mode: 11; Polarity: Horizontal; Modulation:802.11n; Bandwidth:40MHz; Channel:High

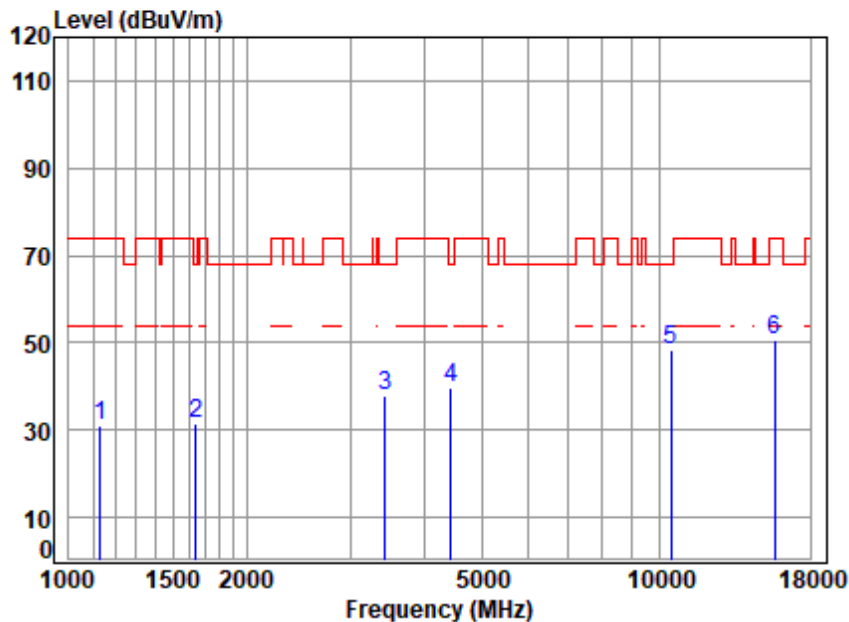


Site : chamber
Condition: 3m HORIZONTAL
Job No : 03031AT
Mode : 5230 TX RSE
Note : 5G WIFI 11N40

	Freq	Cable Loss	Ant Factor	Preamp Factor	Read Level	Level	Limit Line	Over Limit	Remark
	MHz	dB	dB/m	dB	dBuV	dBuV/m	dBuV/m	dB	
1	1206.682	3.59	26.53	38.34	38.89	30.67	74.00	-43.33	peak
2	1692.231	4.32	27.64	38.41	37.12	30.67	74.00	-43.33	peak
3	3347.371	6.04	31.20	36.12	36.54	37.66	74.00	-36.34	peak
4	4456.315	7.09	33.55	35.76	35.94	40.82	68.20	-27.38	peak
5	10460.000	12.76	37.30	37.59	35.87	48.34	68.20	-19.86	peak
6	15690.000	14.28	41.29	37.30	31.55	49.82	74.00	-24.18	peak



Test Mode: 11; Polarity: Vertical; Modulation:802.11n; Bandwidth:40MHz; Channel:High



Site : chamber

Condition: 3m VERTICAL

Job No : 03031AT

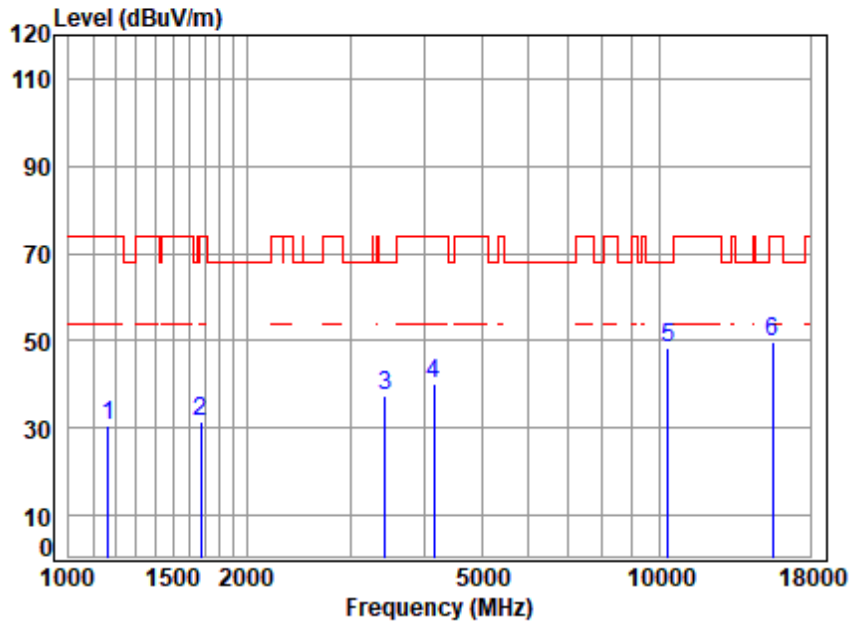
Mode : 5230 TX RSE

Note : 5G WIFI 11N40

	Freq	Cable Loss	Ant Factor	Preamp Factor	Read Level	Level	Limit	Over	Remark
	MHz	dB	dB/m	dB	dBuV	dBuV/m	dBuV/m	dB	
1	1132.340	3.46	26.45	38.33	39.47	31.05	74.00	-42.95	peak
2	1644.019	4.26	27.44	38.41	38.01	31.30	68.20	-36.90	peak
3	3435.590	6.15	31.43	36.12	36.52	37.98	68.20	-30.22	peak
4	4430.628	7.08	33.52	35.77	34.78	39.61	68.20	-28.59	peak
5	10460.000	12.76	37.30	37.59	35.93	48.40	68.20	-19.80	peak
6	15690.000	14.28	41.29	37.30	32.17	50.44	74.00	-23.56	peak



Test Mode: 11; Polarity: Horizontal; Modulation:802.11ac; Bandwidth:20MHz; Channel:Low

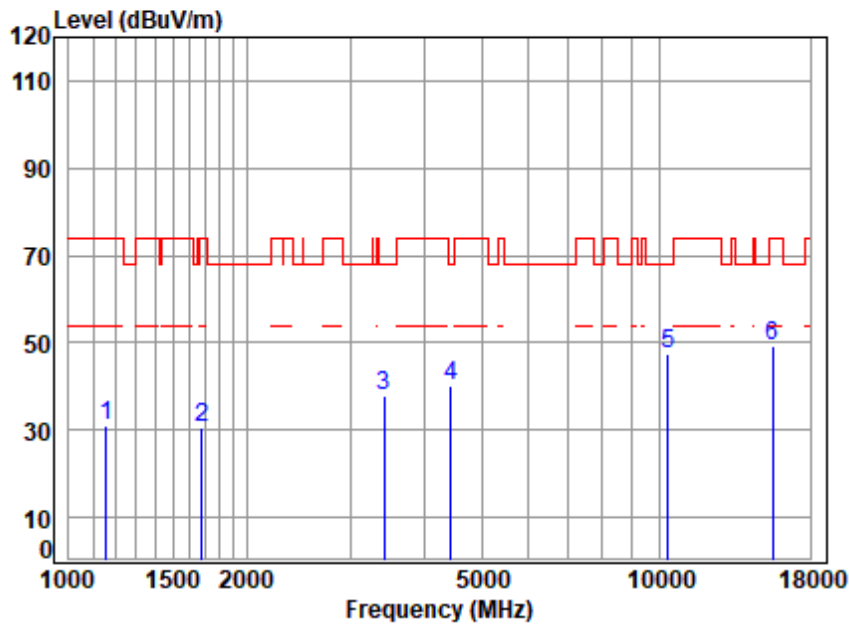


Site : chamber
 Condition: 3m HORIZONTAL
 Job No : 03031AT
 Mode : 5180 TX RSE
 Note : 5G WIFI 11AC20

	Freq	Cable Loss	Ant Factor	Preamp Factor	Read Level	Level	Limit	Over Limit	Remark
	MHz	dB	dB/m	dB	dBuV	dBuV/m	dBuV/m	dB	
1	1165.546	3.52	26.49	38.33	39.00	30.68	74.00	-43.32	peak
2	1672.779	4.30	27.56	38.41	38.10	31.55	74.00	-42.45	peak
3	3435.590	6.15	31.43	36.12	36.13	37.59	68.20	-30.61	peak
4	4145.664	6.88	33.18	35.99	35.93	40.00	74.00	-34.00	peak
5	10360.000	12.73	37.30	37.54	35.68	48.17	68.20	-20.03	peak
6	15540.000	14.23	41.14	37.23	31.82	49.96	74.00	-24.04	peak



Test Mode: 11; Polarity: Vertical; Modulation:802.11ac; Bandwidth:20MHz; Channel:Low

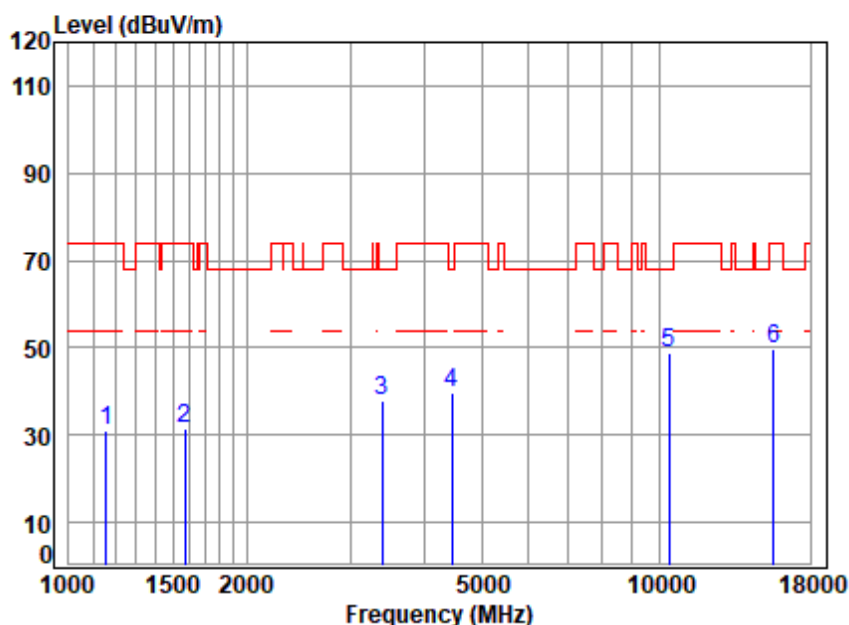


Site : chamber
Condition: 3m VERTICAL
Job No : 03031AT
Mode : 5180 TX RSE
Note : 5G WIFI 11AC20

	Freq	Cable Loss	Ant Factor	Preamp Factor	Read Level	Level	Limit	Over	Remark
	MHz	dB	dB/m	dB	dBuV	dBuV/m	dBuV/m	dB	
1	1158.828	3.51	26.48	38.33	39.27	30.93	74.00	-43.07	peak
2	1677.621	4.30	27.58	38.41	37.13	30.60	74.00	-43.40	peak
3	3415.787	6.12	31.38	36.12	36.33	37.71	68.20	-30.49	peak
4	4443.453	7.09	33.54	35.77	35.41	40.27	68.20	-27.93	peak
5	10360.000	12.73	37.30	37.54	34.97	47.46	68.20	-20.74	peak
6	15540.000	14.23	41.14	37.23	30.99	49.13	74.00	-24.87	peak



Test Mode: 11; Polarity: Horizontal; Modulation:802.11ac; Bandwidth:20MHz; Channel:middle

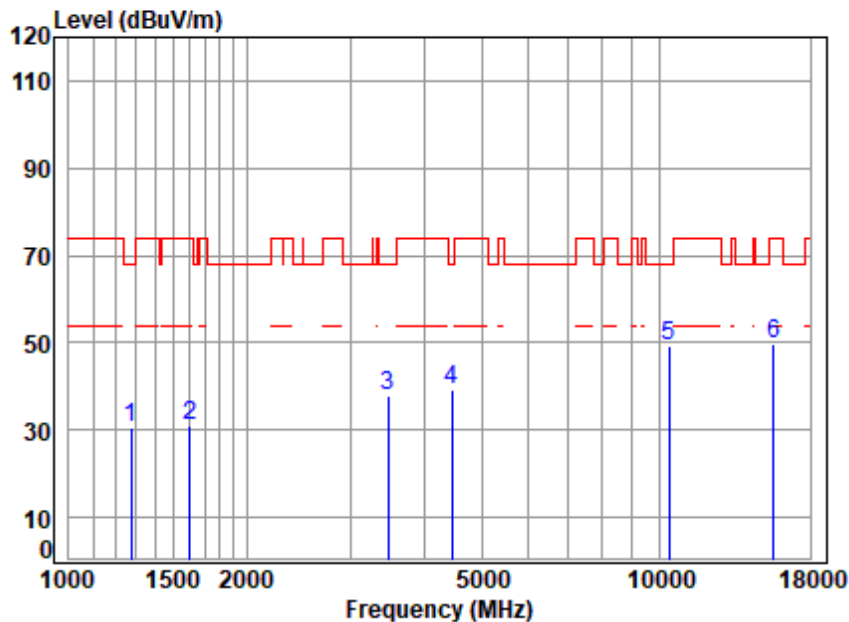


Site : chamber
Condition: 3m HORIZONTAL
Job No : 03031AT
Mode : 5220 TX RSE
Note : 5G WIFI 11AC20

		Cable	Ant	Preamp	Read		Limit	Over	
	Freq	Loss	Factor	Factor	Level	Level	Line	Limit	Remark
	MHz	dB	dB/m	dB	dBuV	dBuV/m	dBuV/m	dB	
1	1155.483	3.50	26.48	38.33	39.17	30.82	74.00	-43.18	peak
2	1574.265	4.17	27.14	38.40	38.51	31.42	74.00	-42.58	peak
3	3396.098	6.10	31.33	36.12	36.42	37.73	68.20	-30.47	peak
4	4456.315	7.09	33.55	35.76	34.76	39.64	68.20	-28.56	peak
5	10400.000	12.74	37.30	37.56	36.47	48.95	68.20	-19.25	peak
6	15600.000	14.25	41.20	37.26	31.67	49.86	74.00	-24.14	peak



Test Mode: 11; Polarity: Vertical; Modulation:802.11ac; Bandwidth:20MHz; Channel:middle

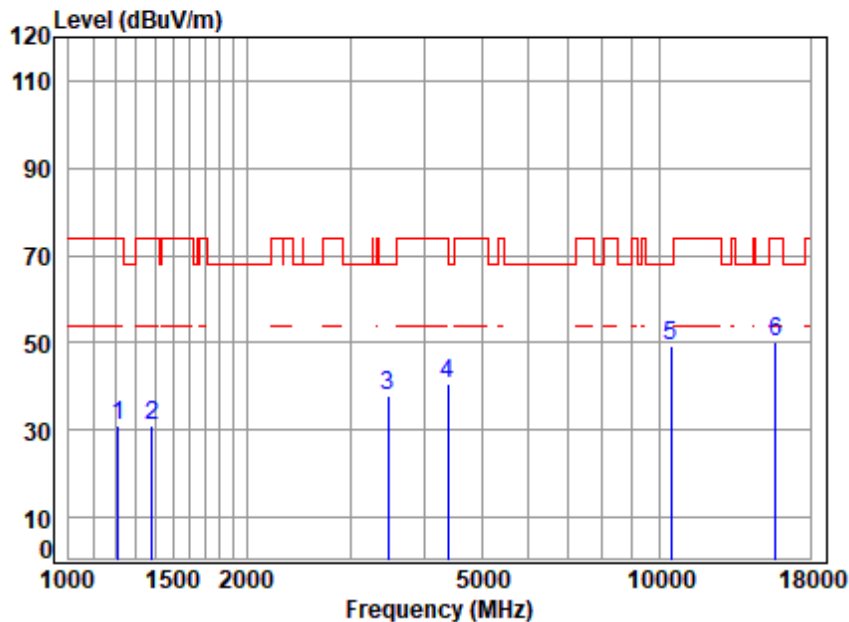


Site : chamber
Condition: 3m VERTICAL
Job No : 03031AT
Mode : 5220 TX RSE
Note : 5G WIFI 11AC20

	Freq	Cable Loss	Ant Factor	Preamp Factor	Read Level	Level	Limit Line	Over Limit	Remark
	MHz	dB	dB/m	dB	dBuV	dBuV/m	dBuV/m	dB	
1	1274.802	3.71	26.60	38.35	38.60	30.56	68.20	-37.64	peak
2	1601.804	4.20	27.26	38.40	38.14	31.20	74.00	-42.80	peak
3	3475.541	6.19	31.54	36.12	36.14	37.75	68.20	-30.45	peak
4	4456.315	7.09	33.55	35.76	34.45	39.33	68.20	-28.87	peak
5	10400.000	12.74	37.30	37.56	36.60	49.08	68.20	-19.12	peak
6	15600.000	14.25	41.20	37.26	31.52	49.71	74.00	-24.29	peak



Test Mode: 11; Polarity: Horizontal; Modulation:802.11ac; Bandwidth:20MHz; Channel:High

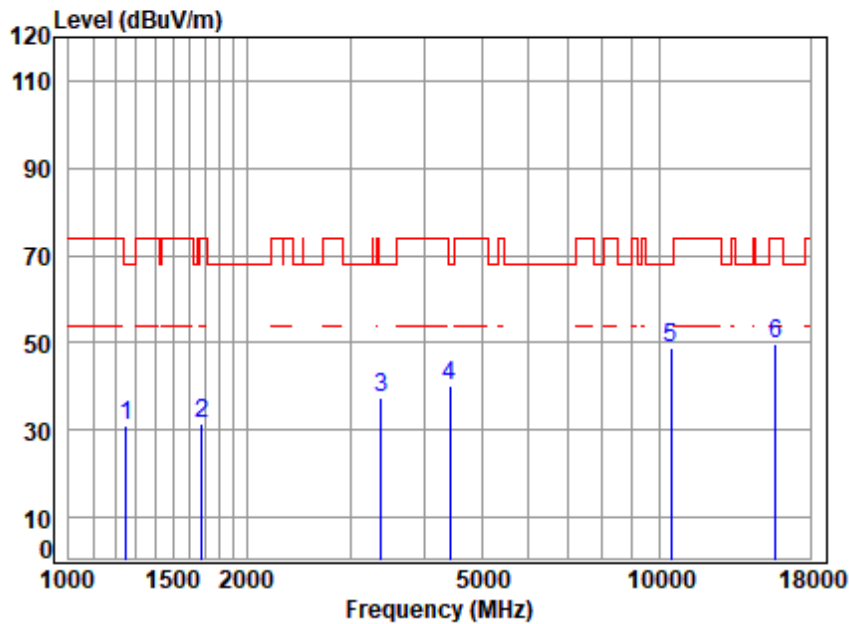


Site : chamber
Condition: 3m HORIZONTAL
Job No : 03031AT
Mode : 5240 TX RSE
Note : 5G WIFI 11AC20

		Cable	Ant	Preamp	Read		Limit	Over	
	Freq	Loss	Factor	Factor	Level	Level	Line	Limit	Remark
	MHz	dB	dB/m	dB	dBuV	dBuV/m	dBuV/m	dB	
1	1213.677	3.61	26.54	38.34	39.05	30.86	74.00	-43.14	peak
2	1382.262	3.89	26.70	38.37	38.91	31.13	74.00	-42.87	peak
3	3475.541	6.19	31.54	36.12	36.22	37.83	68.20	-30.37	peak
4	4379.699	7.04	33.46	35.81	35.79	40.48	74.00	-33.52	peak
5	10480.000	12.76	37.30	37.60	36.66	49.12	68.20	-19.08	peak
6	15720.000	14.29	41.32	37.31	31.66	49.96	74.00	-24.04	peak



Test Mode: 11; Polarity: Vertical; Modulation:802.11ac; Bandwidth:20MHz; Channel:High

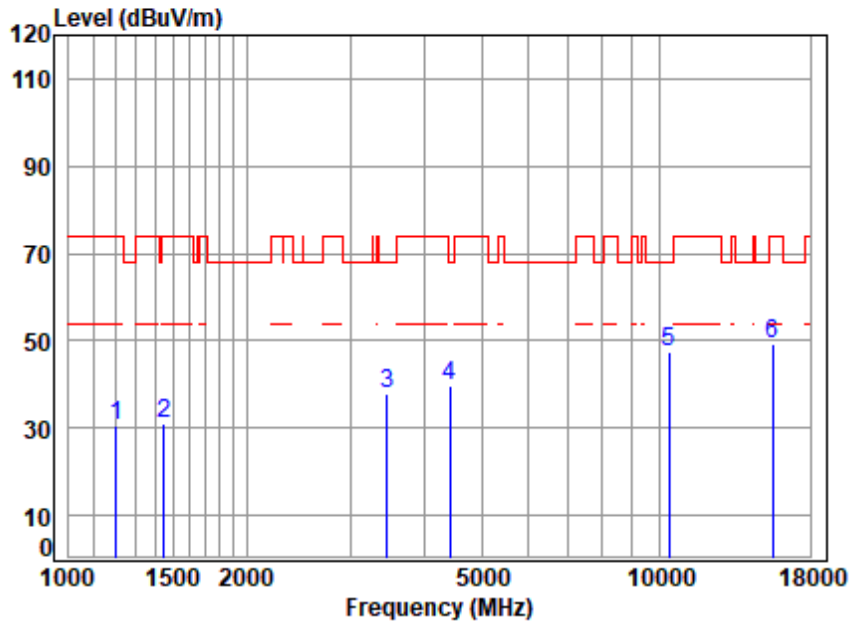


Site : chamber
 Condition: 3m VERTICAL
 Job No : 03031AT
 Mode : 5240 TX RSE
 Note : 5G WIFI 11AC20

	Freq	Cable Loss	Ant Factor	Preamp Factor	Read Level	Level	Limit Line	Over Limit	Remark
	MHz	dB	dB/m	dB	dBuV	dBuV/m	dBuV/m	dB	
1	1249.269	3.67	26.57	38.35	39.14	31.03	68.20	-37.17	peak
2	1682.477	4.31	27.60	38.41	37.98	31.48	74.00	-42.52	peak
3	3376.523	6.07	31.27	36.12	36.41	37.63	68.20	-30.57	peak
4	4417.841	7.07	33.51	35.78	35.27	40.07	68.20	-28.13	peak
5	10480.000	12.76	37.30	37.60	36.51	48.97	68.20	-19.23	peak
6	15720.000	14.29	41.32	37.31	31.60	49.90	74.00	-24.10	peak



Test Mode: 11; Polarity: Horizontal; Modulation:802.11ac; Bandwidth:40MHz; Channel:Low

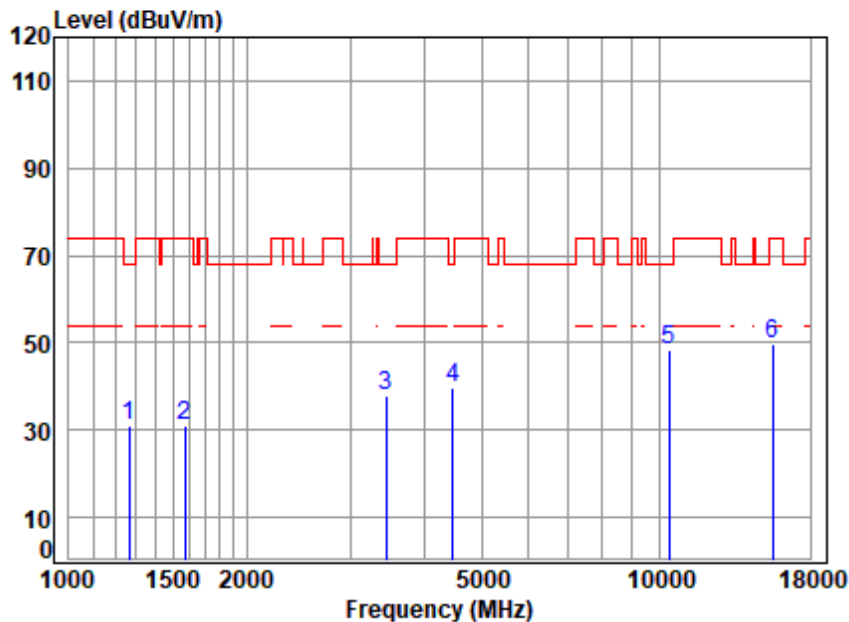


Site : chamber
Condition: 3m HORIZONTAL
Job No : 03031AT
Mode : 5190 TX RSE
Note : 5G WIFI 11AC40

	Freq	Cable Loss	Ant Factor	Preamp Factor	Read Level	Level	Limit	Over Limit	Remark
	MHz	dB	dB/m	dB	dBuV	dBuV/m	dBuV/m	dB	
1	1203.199	3.59	26.53	38.34	38.90	30.68	74.00	-43.32	peak
2	1447.688	3.99	26.76	38.38	38.59	30.96	74.00	-43.04	peak
3	3465.510	6.18	31.51	36.12	36.08	37.65	68.20	-30.55	peak
4	4417.841	7.07	33.51	35.78	34.87	39.67	68.20	-28.53	peak
5	10380.000	12.74	37.30	37.55	34.99	47.48	68.20	-20.72	peak
6	15570.000	14.24	41.17	37.25	30.93	49.09	74.00	-24.91	peak



Test Mode: 11; Polarity: Vertical; Modulation:802.11ac; Bandwidth:40MHz; Channel:Low

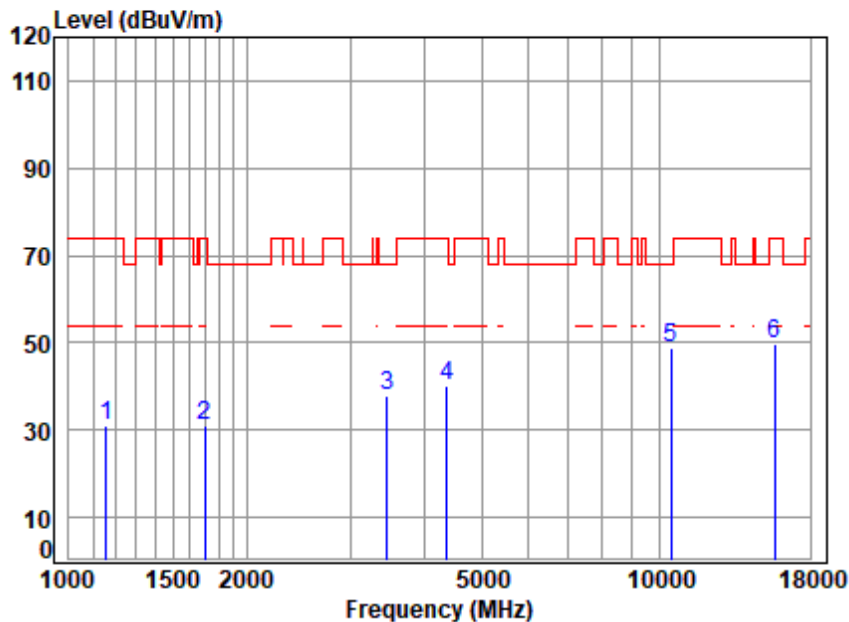


Site : chamber
Condition: 3m VERTICAL
Job No : 03031AT
Mode : 5190 TX RSE
Note : 5G WIFI 11AC40

	Freq	Cable Loss	Ant Factor	Preamp Factor	Read Level	Level	Limit	Over Limit	Remark
	MHz	dB	dB/m	dB	dBuV	dBuV/m	dBuV/m	dB	
1	1263.796	3.69	26.59	38.35	39.28	31.21	68.20	-36.99	peak
2	1574.265	4.17	27.14	38.40	38.02	30.93	74.00	-43.07	peak
3	3445.535	6.16	31.46	36.12	36.40	37.90	68.20	-30.30	peak
4	4469.214	7.10	33.57	35.75	34.95	39.87	68.20	-28.33	peak
5	10380.000	12.74	37.30	37.55	35.83	48.32	68.20	-19.88	peak
6	15570.000	14.24	41.17	37.25	31.61	49.77	74.00	-24.23	peak



Test Mode: 11; Polarity: Horizontal; Modulation:802.11ac; Bandwidth:40MHz; Channel:High

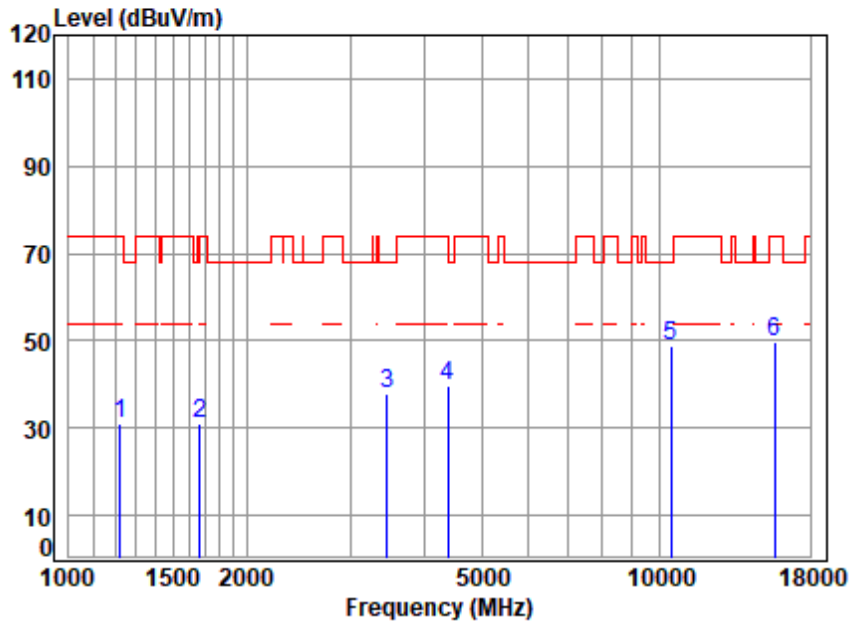


Site : chamber
 Condition: 3m HORIZONTAL
 Job No : 03031AT
 Mode : 5230 TX RSE
 Note : 5G WIFI 11AC40

	Freq	Cable Loss	Ant Factor	Preamp Factor	Read Level	Level	Limit	Over Limit	Remark
	MHz	dB	dB/m	dB	dBuV	dBuV/m	dBuV/m	dB	
1	1155.483	3.50	26.48	38.33	39.45	31.10	74.00	-42.90	peak
2	1697.129	4.33	27.66	38.41	37.65	31.23	74.00	-42.77	peak
3	3455.508	6.17	31.48	36.12	36.37	37.90	68.20	-30.30	peak
4	4367.058	7.04	33.45	35.82	35.62	40.29	74.00	-33.71	peak
5	10460.000	12.76	37.30	37.59	36.40	48.87	68.20	-19.33	peak
6	15690.000	14.28	41.29	37.30	31.29	49.56	74.00	-24.44	peak



Test Mode: 11; Polarity: Vertical; Modulation:802.11ac; Bandwidth:40MHz; Channel:High

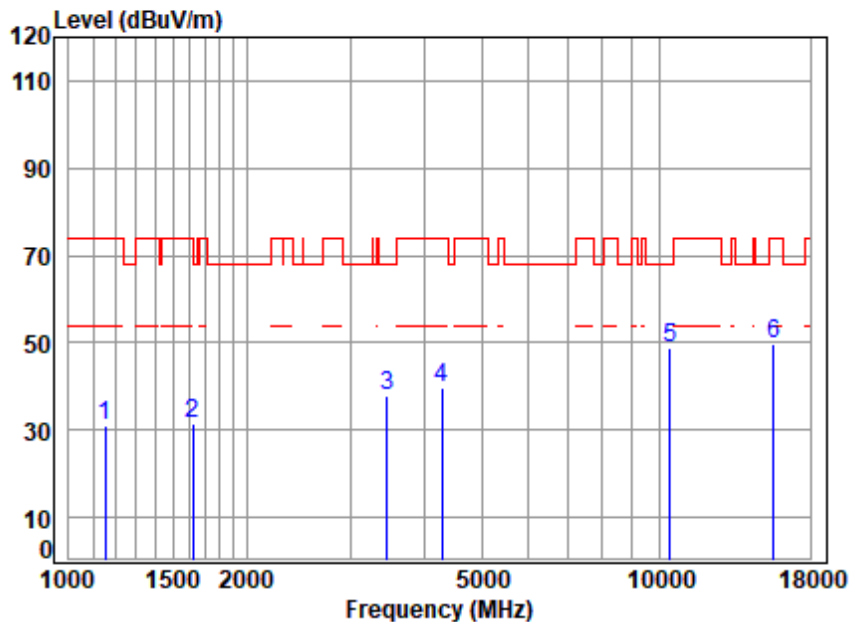


Site : chamber
Condition: 3m VERTICAL
Job No : 03031AT
Mode : 5230 TX RSE
Note : 5G WIFI 11AC40

	Freq	Cable Loss	Ant Factor	Preamp Factor	Read Level	Level	Limit	Over Limit	Remark
	MHz	dB	dB/m	dB	dBuV	dBuV/m	dBuV/m	dB	
1	1224.247	3.62	26.55	38.34	39.27	31.10	74.00	-42.90	peak
2	1667.951	4.29	27.54	38.41	37.67	31.09	74.00	-42.91	peak
3	3455.508	6.17	31.48	36.12	36.36	37.89	68.20	-30.31	peak
4	4392.376	7.05	33.48	35.80	35.04	39.77	74.00	-34.23	peak
5	10460.000	12.76	37.30	37.59	36.21	48.68	68.20	-19.52	peak
6	15690.000	14.28	41.29	37.30	31.34	49.61	74.00	-24.39	peak



Test Mode: 11; Polarity: Horizontal; Modulation:802.11ac; Bandwidth:80MHz; Channel:middle

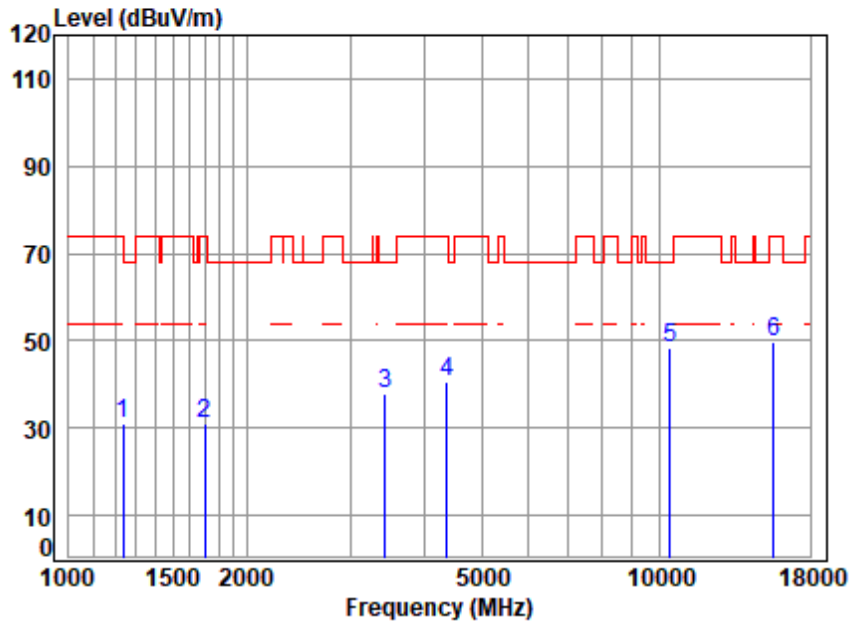


Site : chamber
Condition: 3m HORIZONTAL
Job No : 03031AT
Mode : 5210 TX RSE
Note : 5G WIFI 11AC80

	Freq	Cable Loss	Ant Factor	Preamp Factor	Read Level	Level	Limit	Over Limit	Remark
	MHz	dB	dB/m	dB	dBuV	dBuV/m	dBuV/m	dB	
1	1152.148	3.49	26.47	38.33	39.41	31.04	74.00	-42.96	peak
2	1620.431	4.23	27.34	38.40	38.20	31.37	74.00	-42.63	peak
3	3465.510	6.18	31.51	36.12	36.19	37.76	68.20	-30.44	peak
4	4279.589	6.98	33.34	35.89	35.16	39.59	74.00	-34.41	peak
5	10420.000	12.75	37.30	37.57	36.16	48.64	68.20	-19.56	peak
6	15630.000	14.26	41.23	37.27	31.46	49.68	74.00	-24.32	peak



Test Mode: 11; Polarity: Vertical; Modulation:802.11ac; Bandwidth:80MHz; Channel:middle



Site : chamber
 Condition: 3m VERTICAL
 Job No : 03031AT
 Mode : 5210 TX RSE
 Note : 5G WIFI 11AC80

	Freq	Cable Loss	Ant Factor	Preamp Factor	Read Level	Level	Limit	Over Limit	Remark
	MHz	dB	dB/m	dB	dBuV	dBuV/m	dBuV/m	dB	
1	1238.483	3.65	26.56	38.35	38.97	30.83	74.00	-43.17	peak
2	1702.042	4.33	27.68	38.42	37.39	30.98	74.00	-43.02	peak
3	3435.590	6.15	31.43	36.12	36.52	37.98	68.20	-30.22	peak
4	4367.058	7.04	33.45	35.82	35.73	40.40	74.00	-33.60	peak
5	10420.000	12.75	37.30	37.57	35.73	48.21	68.20	-19.99	peak
6	15630.000	14.26	41.23	37.27	31.45	49.67	74.00	-24.33	peak



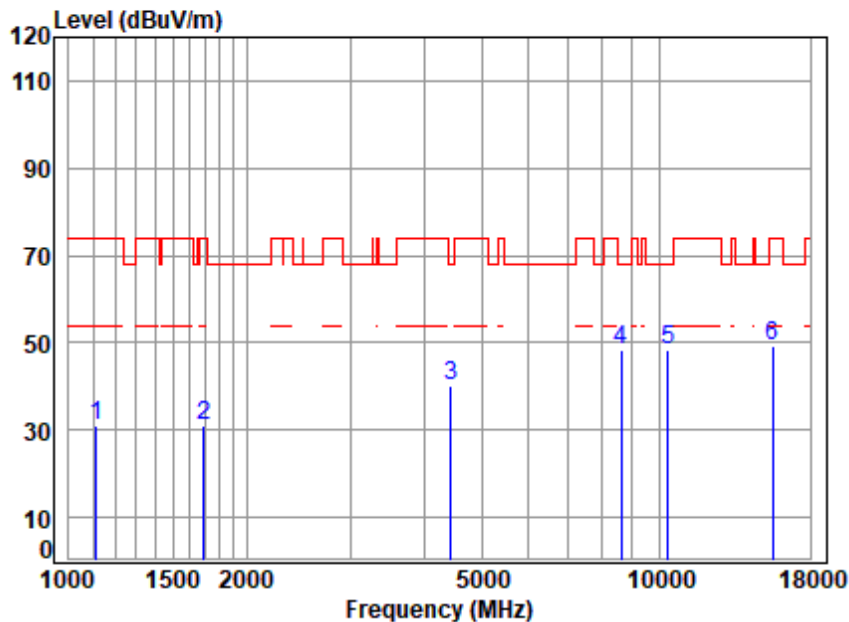
SGS-CSTC Standards Technical Services Co., Ltd. Shenzhen Branch

SZEMC-TRF-01 Rev. A/0 Aug01,2022

Report No.: SZCR230900303105

Page: 69 of 362

Test Mode: 11; Polarity: Horizontal; Modulation:802.11ax(Full RU0); Bandwidth:20MHz; Channel:Low



Site : chamber
Condition: 3m HORIZONTAL
Job No : 03031AT
Mode : 5180 TX RSE
Note : 5G WIFI 11AX 20

	Freq	Cable Loss	Ant Factor	Preamp Factor	Read Level	Level	Limit	Over	Remark
	MHz	dB	dB/m	dB	dBuV	dBuV/m	dBuV/m	dB	
1	1112.872	3.42	26.43	38.32	39.56	31.09	74.00	-42.91	peak
2	1692.231	4.32	27.64	38.41	37.50	31.05	74.00	-42.95	peak
3	4430.628	7.08	33.52	35.77	35.14	39.97	68.20	-28.23	peak
4 q	8613.468	11.24	36.75	37.22	37.42	48.19	68.20	-20.01	peak
5	10360.000	12.73	37.30	37.54	35.69	48.18	68.20	-20.02	peak
6	15540.000	14.23	41.14	37.23	31.33	49.47	74.00	-24.53	peak



SGS-CSTC Standards Technical Services Co., Ltd.
Shenzhen Branch

Unless otherwise agreed in writing, this document is issued by the Company subject to its General Conditions of Service printed overleaf, available on request or accessible at <https://www.sgs.com/en/Terms-and-Conditions>. Attention is drawn to the limitation of liability, indemnification and jurisdiction issues defined therein. Any holder of this document is advised that information contained hereon reflects the Company's findings at the time of its intervention only and within the limits of Client's instructions, if any. The Company's sole responsibility is to its Client and this document does not exonerate parties to a transaction from exercising all their rights and obligations under the transaction documents. This document cannot be reproduced except in full, without prior written approval of the Company. Any unauthorized alteration, forgery or falsification of the content or appearance of this document is unlawful and offenders may be prosecuted to the fullest extent of the law. Unless otherwise stated the results shown in this test report refer only to the sample(s) tested and such sample(s) are retained for 30 days only.

Attention: To check the authenticity of testing /inspection report & certificate, please contact us at telephone: (86-755) 8307 1443, or email: CN.Doccheck@sgs.com

No.1 Workshop, M-10, Middle Section, Science & Technology Park, Nanshan District, Shenzhen, Guangdong, China 518057 t (86-755) 26012053 f (86-755) 26710594 www.sgs.com.cn
中国·广东·深圳市南山区科技园中区M-10栋1号厂房 邮编: 518057 t (86-755) 26012053 f (86-755) 26710594 sgs.china@sgs.com

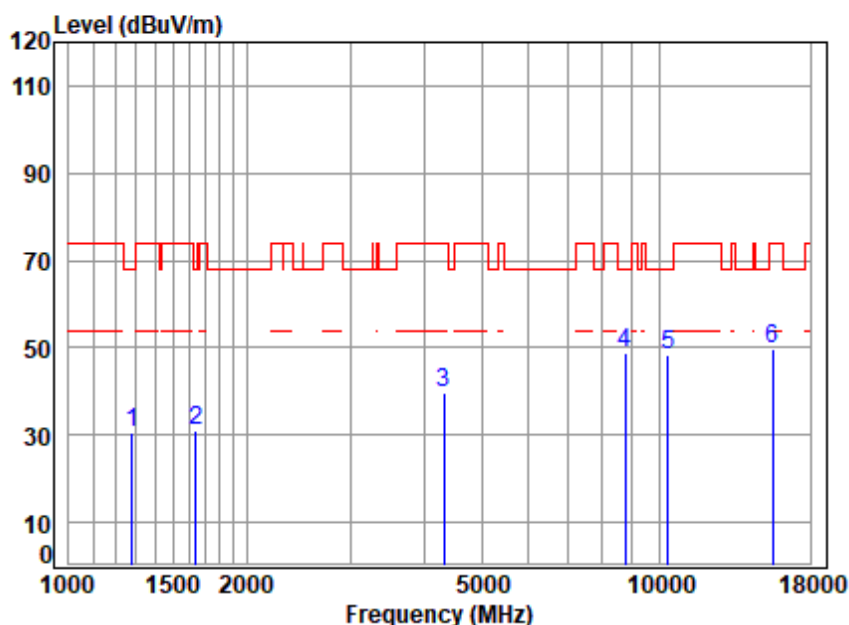
SGS-CSTC Standards Technical Services Co., Ltd. Shenzhen Branch

SZEMC-TRF-01 Rev. A/0 Aug01,2022

Report No.: SZCR230900303105

Page: 70 of 362

Test Mode: 11; Polarity: Vertical; Modulation:802.11ax(Full RU0); Bandwidth:20MHz; Channel:Low



Site : chamber
Condition: 3m VERTICAL
Job No : 03031AT
Mode : 5180 TX RSE
Note : 5G WIFI 11AX 20

		Cable	Ant	Preamp	Read		Limit	Over	
	Freq	Loss	Factor	Factor	Level	Level	Line	Limit	Remark
	MHz	dB	dB/m	dB	dBuV	dBuV/m	dBuV/m	dB	
1	1282.193	3.72	26.61	38.35	38.79	30.77	68.20	-37.43	peak
2	1644.019	4.26	27.44	38.41	37.63	30.92	68.20	-37.28	peak
3	4316.859	7.00	33.39	35.86	35.07	39.60	74.00	-34.40	peak
4 q	8764.146	11.51	36.81	37.37	37.79	48.74	68.20	-19.46	peak
5	10360.000	12.73	37.30	37.54	35.87	48.36	68.20	-19.84	peak
6	15540.000	14.23	41.14	37.23	31.41	49.55	74.00	-24.45	peak



SGS-CSTC Standards Technical Services Co., Ltd.
Shenzhen Branch Testing & Calibration Laboratory

Unless otherwise agreed in writing, this document is issued by the Company subject to its General Conditions of Service printed overleaf, available on request or accessible at <https://www.sgs.com/en/Terms-and-Conditions>. Attention is drawn to the limitation of liability, indemnification and jurisdiction issues defined therein. Any holder of this document is advised that information contained hereon reflects the Company's findings at the time of its intervention only and within the limits of Client's instructions, if any. The Company's sole responsibility is to its Client and this document does not exonerate parties to a transaction from exercising all their rights and obligations under the transaction documents. This document cannot be reproduced except in full, without prior written approval of the Company. Any unauthorized alteration, forgery or falsification of the content or appearance of this document is unlawful and offenders may be prosecuted to the fullest extent of the law. Unless otherwise stated the results shown in this test report refer only to the sample(s) tested and such sample(s) are retained for 30 days only.

Attention: To check the authenticity of testing /inspection report & certificate, please contact us at telephone: (86-755) 8307 1443, or email: CN.Doccheck@sgs.com

No.1 Workshop, M-10, Middle Section, Science & Technology Park, Nanshan District, Shenzhen, Guangdong, China 518057 t (86-755) 26012053 f (86-755) 26710594 www.sgs.com.cn
中国·广东·深圳市南山区科技园中区M-10栋1号厂房 邮编: 518057 t (86-755) 26012053 f (86-755) 26710594 sgs.china@sgs.com

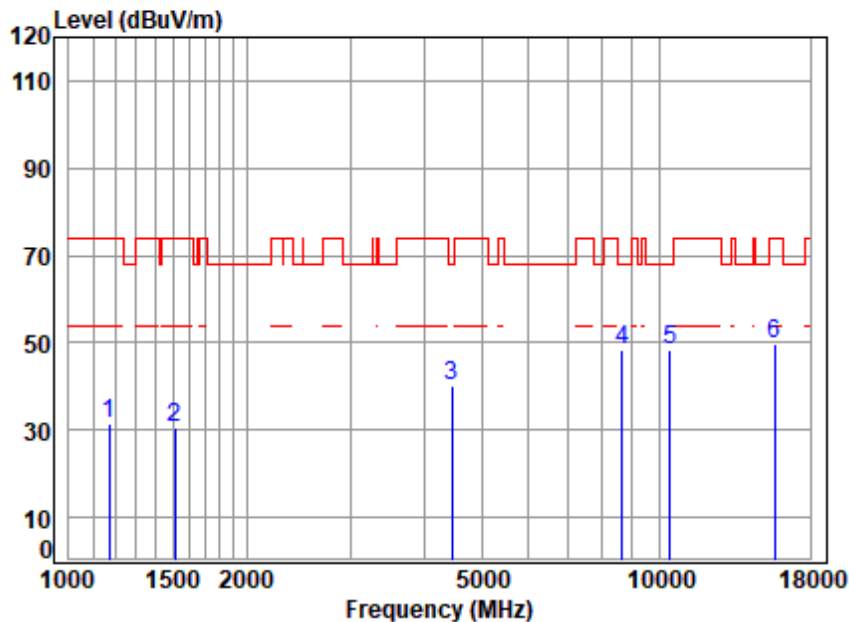
SGS-CSTC Standards Technical Services Co., Ltd. Shenzhen Branch

SZEMC-TRF-01 Rev. A/0 Aug01,2022

Report No.: SZCR230900303105

Page: 71 of 362

Test Mode: 11; Polarity: Horizontal; Modulation:802.11ax(Full RU0); Bandwidth:20MHz; Channel:middle



Site : chamber
Condition: 3m HORIZONTAL
Job No : 03031AT
Mode : 5220 TX RSE
Note : 5G WIFI 11AX 20

	Freq	Cable Loss	Ant Factor	Preamp Factor	Read Level	Level	Limit	Over Limit	Remark
	MHz	dB	dB/m	dB	dBuV	dBuV/m	dBuV/m	dB	
1	1168.920	3.53	26.49	38.33	39.78	31.47	74.00	-42.53	peak
2	1511.833	4.08	26.85	38.39	38.09	30.63	74.00	-43.37	peak
3	4456.315	7.09	33.55	35.76	35.27	40.15	68.20	-28.05	peak
4	8663.404	11.33	36.77	37.27	37.53	48.36	68.20	-19.84	peak
5	10440.000	12.75	37.30	37.58	36.09	48.56	68.20	-19.64	peak
6	15660.000	14.27	41.26	37.28	31.55	49.80	74.00	-24.20	peak



SGS-CSTC Standards Technical Services Co., Ltd.
Shenzhen Branch

Unless otherwise agreed in writing, this document is issued by the Company subject to its General Conditions of Service printed overleaf, available on request or accessible at <https://www.sgs.com/en/Terms-and-Conditions>. Attention is drawn to the limitation of liability, indemnification and jurisdiction issues defined therein. Any holder of this document is advised that information contained hereon reflects the Company's findings at the time of its intervention only and within the limits of Client's instructions, if any. The Company's sole responsibility is to its Client and this document does not exonerate parties to a transaction from exercising all their rights and obligations under the transaction documents. This document cannot be reproduced except in full, without prior written approval of the Company. Any unauthorized alteration, forgery or falsification of the content or appearance of this document is unlawful and offenders may be prosecuted to the fullest extent of the law. Unless otherwise stated the results shown in this test report refer only to the sample(s) tested and such sample(s) are retained for 30 days only.

Attention: To check the authenticity of testing /inspection report & certificate, please contact us at telephone: (86-755) 8307 1443, or email: CN.Doccheck@sgs.com

No.1 Workshop, M-10, Middle Section, Science & Technology Park, Nanshan District, Shenzhen, Guangdong, China 518057 t (86-755) 26012053 f (86-755) 26710594 www.sgs.com.cn
中国·广东·深圳市南山区科技园中区M-10栋1号厂房 邮编: 518057 t (86-755) 26012053 f (86-755) 26710594 sgs.china@sgs.com

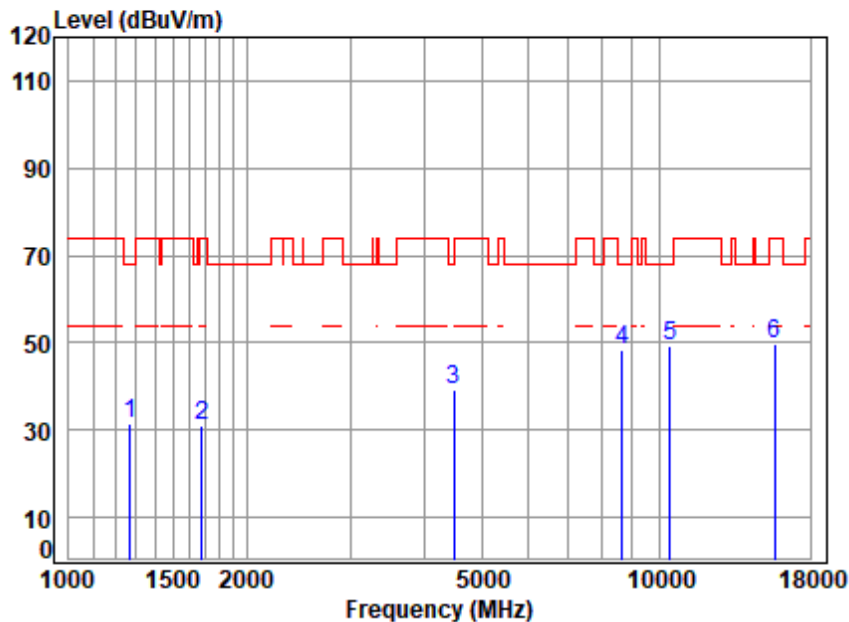
SGS-CSTC Standards Technical Services Co., Ltd. Shenzhen Branch

SZEMC-TRF-01 Rev. A/0 Aug01,2022

Report No.: SZCR230900303105

Page: 72 of 362

Test Mode: 11; Polarity: Vertical; Modulation:802.11ax(Full RU0); Bandwidth:20MHz; Channel:middle



Site : chamber
Condition: 3m VERTICAL
Job No : 03031AT
Mode : 5220 TX RSE
Note : 5G WIFI 11AX 20

		Cable	Ant	Preamp	Read		Limit	Over	
	Freq	Loss	Factor	Factor	Level	Level	Line	Limit	Remark
	MHz	dB	dB/m	dB	dBuV	dBuV/m	dBuV/m	dB	
1	1271.123	3.71	26.60	38.35	39.66	31.62	68.20	-36.58	peak
2	1677.621	4.30	27.58	38.41	37.69	31.16	74.00	-42.84	peak
3	4495.125	7.12	33.59	35.73	34.47	39.45	68.20	-28.75	peak
4	8663.404	11.33	36.77	37.27	37.49	48.32	68.20	-19.88	peak
5	10440.000	12.75	37.30	37.58	37.00	49.47	68.20	-18.73	peak
6	15660.000	14.27	41.26	37.28	31.64	49.89	74.00	-24.11	peak



SGS-CSTC Standards Technical Services Co., Ltd.
Shenzhen Branch

Unless otherwise agreed in writing, this document is issued by the Company subject to its General Conditions of Service printed overleaf, available on request or accessible at <https://www.sgs.com/en/Terms-and-Conditions>. Attention is drawn to the limitation of liability, indemnification and jurisdiction issues defined therein. Any holder of this document is advised that information contained hereon reflects the Company's findings at the time of its intervention only and within the limits of Client's instructions, if any. The Company's sole responsibility is to its Client and this document does not exonerate parties to a transaction from exercising all their rights and obligations under the transaction documents. This document cannot be reproduced except in full, without prior written approval of the Company. Any unauthorized alteration, forgery or falsification of the content or appearance of this document is unlawful and offenders may be prosecuted to the fullest extent of the law. Unless otherwise stated the results shown in this test report refer only to the sample(s) tested and such sample(s) are retained for 30 days only.

Attention: To check the authenticity of testing /inspection report & certificate, please contact us at telephone: (86-755) 8307 1443, or email: CN.Doccheck@sgs.com

No.1 Workshop, M-10, Middle Section, Science & Technology Park, Nanshan District, Shenzhen, Guangdong, China 518057 t (86-755) 26012053 f (86-755) 26710594 www.sgs.com.cn
中国·广东·深圳市南山区科技园中区M-10栋1号厂房 邮编: 518057 t (86-755) 26012053 f (86-755) 26710594 sgs.china@sgs.com

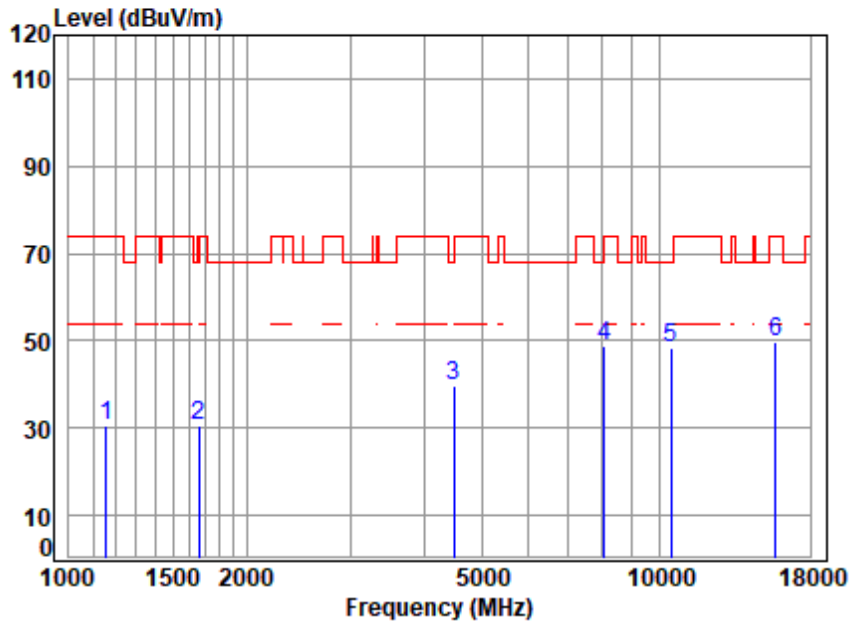
SGS-CSTC Standards Technical Services Co., Ltd. Shenzhen Branch

SZEMC-TRF-01 Rev. A/0 Aug01,2022

Report No.: SZCR230900303105

Page: 73 of 362

Test Mode: 11; Polarity: Horizontal; Modulation:802.11ax(Full RU0); Bandwidth:20MHz; Channel:High



Site : chamber
Condition: 3m HORIZONTAL
Job No : 03031AT
Mode : 5240 TX RSE
Note : 5G WIFI 11AX 20

	Freq	Cable Loss	Ant Factor	Preamp Factor	Read Level	Level	Limit	Over	Remark
	MHz	dB	dB/m	dB	dBuV	dBuV/m	dBuV/m	dB	
1	1158.828	3.51	26.48	38.33	39.11	30.77	74.00	-43.23	peak
2	1658.337	4.28	27.50	38.41	37.27	30.64	68.20	-37.56	peak
3	4495.125	7.12	33.59	35.73	34.73	39.71	68.20	-28.49	peak
4	8059.475	10.21	36.44	36.63	38.61	48.63	74.00	-25.37	peak
5	10480.000	12.76	37.30	37.60	36.06	48.52	68.20	-19.68	peak
6	15720.000	14.29	41.32	37.31	31.60	49.90	74.00	-24.10	peak



SGS-CSTC Standards Technical Services Co., Ltd.
Shenzhen Branch

Unless otherwise agreed in writing, this document is issued by the Company subject to its General Conditions of Service printed overleaf, available on request or accessible at <https://www.sgs.com/en/Terms-and-Conditions>. Attention is drawn to the limitation of liability, indemnification and jurisdiction issues defined therein. Any holder of this document is advised that information contained hereon reflects the Company's findings at the time of its intervention only and within the limits of Client's instructions, if any. The Company's sole responsibility is to its Client and this document does not exonerate parties to a transaction from exercising all their rights and obligations under the transaction documents. This document cannot be reproduced except in full, without prior written approval of the Company. Any unauthorized alteration, forgery or falsification of the content or appearance of this document is unlawful and offenders may be prosecuted to the fullest extent of the law. Unless otherwise stated the results shown in this test report refer only to the sample(s) tested and such sample(s) are retained for 30 days only.

Attention: To check the authenticity of testing /inspection report & certificate, please contact us at telephone: (86-755) 8307 1443, or email: CN.Doccheck@sgs.com

No.1 Workshop, M-10, Middle Section, Science & Technology Park, Nanshan District, Shenzhen, Guangdong, China 518057 t (86-755) 26012053 f (86-755) 26710594 www.sgs.com.cn
中国·广东·深圳市南山区科技园中区M-10栋1号厂房 邮编: 518057 t (86-755) 26012053 f (86-755) 26710594 sgs.china@sgs.com

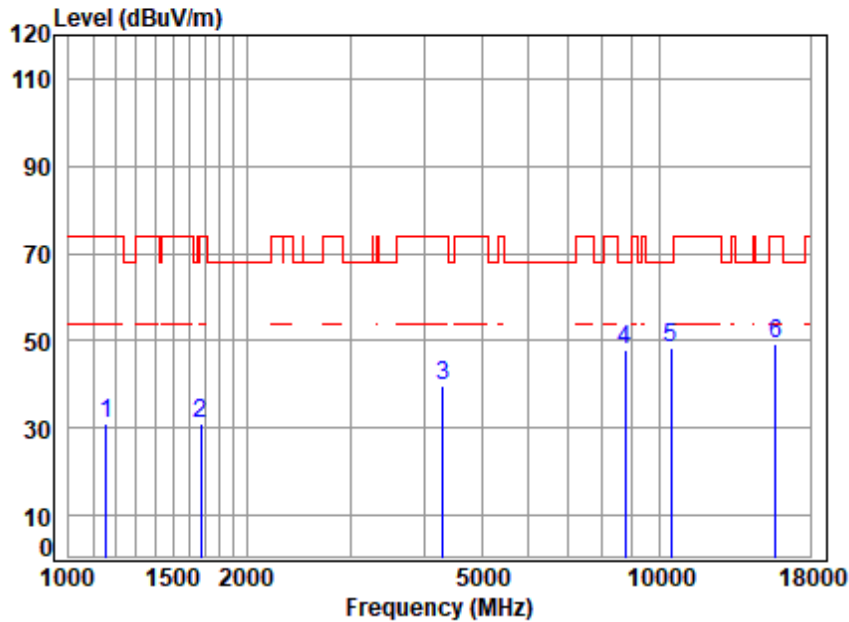
SGS-CSTC Standards Technical Services Co., Ltd. Shenzhen Branch

SZEMC-TRF-01 Rev. A/0 Aug01,2022

Report No.: SZCR230900303105

Page: 74 of 362

Test Mode: 11; Polarity: Vertical; Modulation:802.11ax(Full RU0); Bandwidth:20MHz; Channel:High



Site : chamber
Condition: 3m VERTICAL
Job No : 03031AT
Mode : 5240 TX RSE
Note : 5G WIFI 11AX 20

	Freq	Cable Loss	Ant Factor	Preamp Factor	Read Level	Level	Limit Line	Over Limit	Remark
	MHz	dB	dB/m	dB	dBuV	dBuV/m	dBuV/m	dB	
1	1155.483	3.50	26.48	38.33	39.29	30.94	74.00	-43.06	peak
2	1672.779	4.30	27.56	38.41	37.63	31.08	74.00	-42.92	peak
3	4304.400	6.99	33.37	35.87	35.30	39.79	74.00	-34.21	peak
4	8738.852	11.47	36.80	37.35	36.92	47.84	68.20	-20.36	peak
5	10480.000	12.76	37.30	37.60	35.86	48.32	68.20	-19.88	peak
6	15720.000	14.29	41.32	37.31	30.80	49.10	74.00	-24.90	peak



SGS-CSTC Standards Technical Services Co., Ltd.
Shenzhen Branch

Unless otherwise agreed in writing, this document is issued by the Company subject to its General Conditions of Service printed overleaf, available on request or accessible at <https://www.sgs.com/en/Terms-and-Conditions>. Attention is drawn to the limitation of liability, indemnification and jurisdiction issues defined therein. Any holder of this document is advised that information contained hereon reflects the Company's findings at the time of its intervention only and within the limits of Client's instructions, if any. The Company's sole responsibility is to its Client and this document does not exonerate parties to a transaction from exercising all their rights and obligations under the transaction documents. This document cannot be reproduced except in full, without prior written approval of the Company. Any unauthorized alteration, forgery or falsification of the content or appearance of this document is unlawful and offenders may be prosecuted to the fullest extent of the law. Unless otherwise stated the results shown in this test report refer only to the sample(s) tested and such sample(s) are retained for 30 days only.

Attention: To check the authenticity of testing /inspection report & certificate, please contact us at telephone: (86-755) 8307 1443, or email: CN.Doccheck@sgs.com

No.1 Workshop, M-10, Middle Section, Science & Technology Park, Nanshan District, Shenzhen, Guangdong, China 518057 t (86-755) 26012053 f (86-755) 26710594 www.sgs.com.cn
中国·广东·深圳市南山区科技园中区M-10栋1号厂房 邮编: 518057 t (86-755) 26012053 f (86-755) 26710594 sgs.china@sgs.com

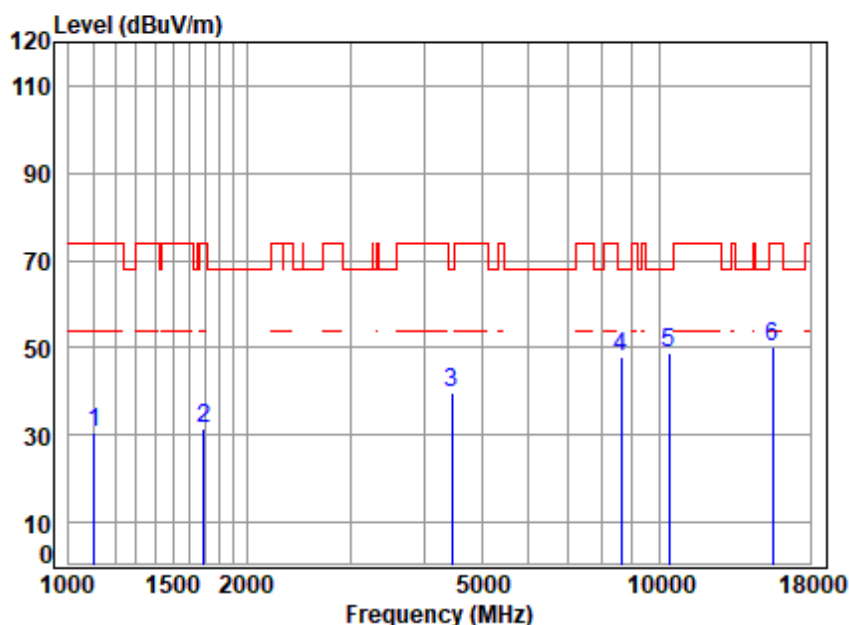
SGS-CSTC Standards Technical Services Co., Ltd. Shenzhen Branch

SZEMC-TRF-01 Rev. A/0 Aug01,2022

Report No.: SZCR230900303105

Page: 75 of 362

Test Mode: 11; Polarity: Horizontal; Modulation:802.11ax(Full RU0); Bandwidth:40MHz; Channel:Low



Site : chamber
Condition: 3m HORIZONTAL
Job No : 03031AT
Mode : 5190 TX RSE
Note : 5G WIFI 11AX 40

		Cable	Ant	Preamp	Read		Limit	Over	
	Freq	Loss	Factor	Factor	Level	Level	Line	Limit	Remark
	MHz	dB	dB/m	dB	dBuV	dBuV/m	dBuV/m	dB	
1	1103.264	3.40	26.42	38.32	39.18	30.68	74.00	-43.32	peak
2	1692.231	4.32	27.64	38.41	37.71	31.26	74.00	-42.74	peak
3	4456.315	7.09	33.55	35.76	34.99	39.87	68.20	-28.33	peak
4	8613.468	11.24	36.75	37.22	37.23	48.00	68.20	-20.20	peak
5	10380.000	12.74	37.30	37.55	36.24	48.73	68.20	-19.47	peak
6	15570.000	14.24	41.17	37.25	31.82	49.98	74.00	-24.02	peak



SGS-CSTC Standards Technical Services Co., Ltd.
Shenzhen Branch

Unless otherwise agreed in writing, this document is issued by the Company subject to its General Conditions of Service printed overleaf, available on request or accessible at <https://www.sgs.com/en/Terms-and-Conditions>. Attention is drawn to the limitation of liability, indemnification and jurisdiction issues defined therein. Any holder of this document is advised that information contained hereon reflects the Company's findings at the time of its intervention only and within the limits of Client's instructions, if any. The Company's sole responsibility is to its Client and this document does not exonerate parties to a transaction from exercising all their rights and obligations under the transaction documents. This document cannot be reproduced except in full, without prior written approval of the Company. Any unauthorized alteration, forgery or falsification of the content or appearance of this document is unlawful and offenders may be prosecuted to the fullest extent of the law. Unless otherwise stated the results shown in this test report refer only to the sample(s) tested and such sample(s) are retained for 30 days only.

Attention: To check the authenticity of testing /inspection report & certificate, please contact us at telephone: (86-755) 8307 1443, or email: CN.Doccheck@sgs.com

No.1 Workshop, M-10, Middle Section, Science & Technology Park, Nanshan District, Shenzhen, Guangdong, China 518057 t (86-755) 26012053 f (86-755) 26710594 www.sgs.com.cn
中国·广东·深圳市南山区科技园中区M-10栋1号厂房 邮编: 518057 t (86-755) 26012053 f (86-755) 26710594 sgs.china@sgs.com

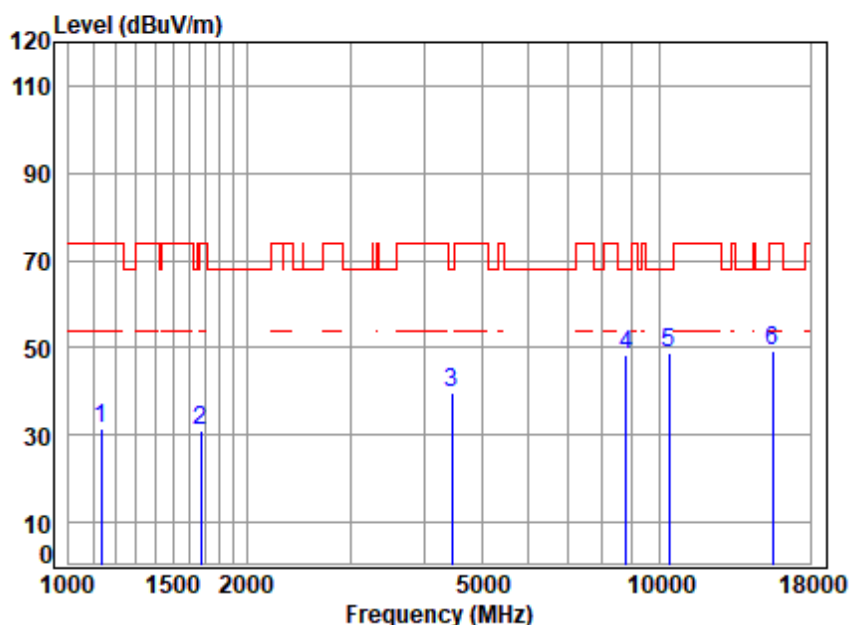
SGS-CSTC Standards Technical Services Co., Ltd. Shenzhen Branch

SZEMC-TRF-01 Rev. A/0 Aug01,2022

Report No.: SZCR230900303105

Page: 76 of 362

Test Mode: 11; Polarity: Vertical; Modulation:802.11ax(Full RU0); Bandwidth:40MHz; Channel:Low



Site : chamber
Condition: 3m VERTICAL
Job No : 03031AT
Mode : 5190 TX RSE
Note : 5G WIFI 11AX 40

	Freq	Cable Loss	Ant Factor	Preamp Factor	Read Level	Level	Limit Line	Over Limit	Remark
	MHz	dB	dB/m	dB	dBuV	dBuV/m	dBuV/m	dB	
1	1135.617	3.46	26.46	38.33	40.06	31.65	74.00	-42.35	peak
2	1672.779	4.30	27.56	38.41	37.50	30.95	74.00	-43.05	peak
3	4456.315	7.09	33.55	35.76	34.97	39.85	68.20	-28.35	peak
4	8789.516	11.55	36.82	37.40	37.22	48.19	68.20	-20.01	peak
5	10380.000	12.74	37.30	37.55	36.16	48.65	68.20	-19.55	peak
6	15570.000	14.24	41.17	37.25	31.21	49.37	74.00	-24.63	peak



SGS-CSTC Standards Technical Services Co., Ltd.
Shenzhen Branch

Unless otherwise agreed in writing, this document is issued by the Company subject to its General Conditions of Service printed overleaf, available on request or accessible at <https://www.sgs.com/en/Terms-and-Conditions>. Attention is drawn to the limitation of liability, indemnification and jurisdiction issues defined therein. Any holder of this document is advised that information contained hereon reflects the Company's findings at the time of its intervention only and within the limits of Client's instructions, if any. The Company's sole responsibility is to its Client and this document does not exonerate parties to a transaction from exercising all their rights and obligations under the transaction documents. This document cannot be reproduced except in full, without prior written approval of the Company. Any unauthorized alteration, forgery or falsification of the content or appearance of this document is unlawful and offenders may be prosecuted to the fullest extent of the law. Unless otherwise stated the results shown in this test report refer only to the sample(s) tested and such sample(s) are retained for 30 days only.

Attention: To check the authenticity of testing /inspection report & certificate, please contact us at telephone: (86-755) 8307 1443, or email: CN.Doccheck@sgs.com

No.1 Workshop, M-10, Middle Section, Science & Technology Park, Nanshan District, Shenzhen, Guangdong, China 518057 t (86-755) 26012053 f (86-755) 26710594 www.sgs.com.cn
中国·广东·深圳市南山区科技园中区M-10栋1号厂房 邮编: 518057 t (86-755) 26012053 f (86-755) 26710594 sgs.china@sgs.com

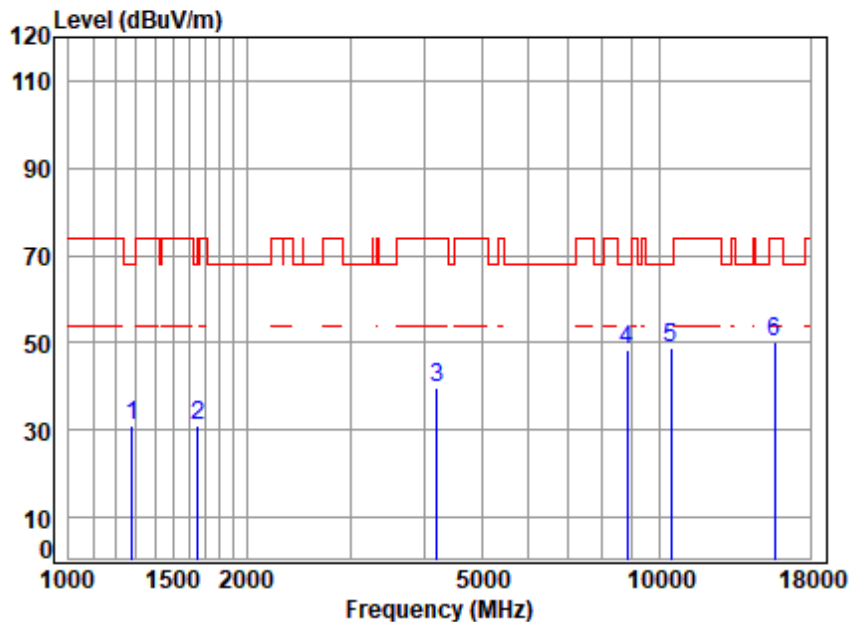
SGS-CSTC Standards Technical Services Co., Ltd. Shenzhen Branch

SZEMC-TRF-01 Rev. A/0 Aug01,2022

Report No.: SZCR230900303105

Page: 77 of 362

Test Mode: 11; Polarity: Horizontal; Modulation:802.11ax(Full RU0); Bandwidth:40MHz; Channel:High



Site : chamber
Condition: 3m HORIZONTAL
Job No : 03031AT
Mode : 5230 TX RSE
Note : 5G WIFI 11AX 40

		Cable	Ant	Preamp	Read		Limit	Over	
	Freq	Loss	Factor	Factor	Level	Level	Line	Limit	Remark
	MHz	dB	dB/m	dB	dBuV	dBuV/m	dBuV/m	dB	
1	1278.492	3.72	26.60	38.35	39.00	30.97	68.20	-37.23	peak
2	1653.550	4.27	27.48	38.41	37.63	30.97	68.20	-37.23	peak
3	4193.872	6.92	33.24	35.95	35.49	39.70	74.00	-34.30	peak
4	8814.957	11.60	36.83	37.42	37.30	48.31	68.20	-19.89	peak
5	10460.000	12.76	37.30	37.59	36.34	48.81	68.20	-19.39	peak
6	15690.000	14.28	41.29	37.30	31.91	50.18	74.00	-23.82	peak



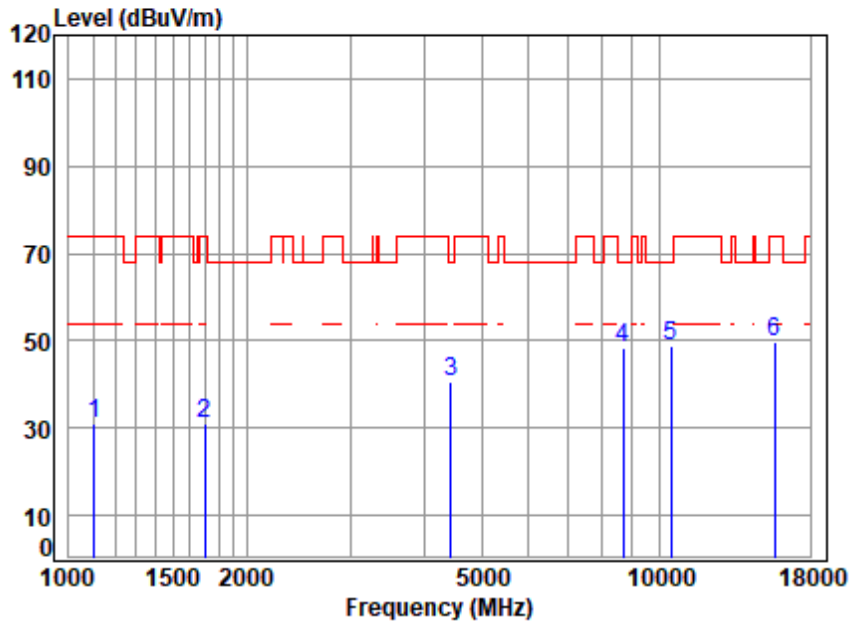
SGS-CSTC Standards Technical Services Co., Ltd.
Shenzhen Branch Inspection & Testing Services

Unless otherwise agreed in writing, this document is issued by the Company subject to its General Conditions of Service printed overleaf, available on request or accessible at <https://www.sgs.com/en/Terms-and-Conditions>. Attention is drawn to the limitation of liability, indemnification and jurisdiction issues defined therein. Any holder of this document is advised that information contained hereon reflects the Company's findings at the time of its intervention only and within the limits of Client's instructions, if any. The Company's sole responsibility is to its Client and this document does not exonerate parties to a transaction from exercising all their rights and obligations under the transaction documents. This document cannot be reproduced except in full, without prior written approval of the Company. Any unauthorized alteration, forgery or falsification of the content or appearance of this document is unlawful and offenders may be prosecuted to the fullest extent of the law. Unless otherwise stated the results shown in this test report refer only to the sample(s) tested and such sample(s) are retained for 30 days only.

Attention: To check the authenticity of testing /inspection report & certificate, please contact us at telephone: (86-755) 8307 1443, or email: CN.Doccheck@sgs.com

No.1 Workshop, M-10, Middle Section, Science & Technology Park, Nanshan District, Shenzhen, Guangdong, China 518057 t (86-755) 26012053 f (86-755) 26710594 www.sgs.com.cn
中国·广东·深圳市南山区科技园中区M-10栋1号厂房 邮编: 518057 t (86-755) 26012053 f (86-755) 26710594 sgs.china@sgs.com

Test Mode: 11; Polarity: Vertical; Modulation:802.11ax(Full RU0); Bandwidth:40MHz; Channel:High



Site : chamber
 Condition: 3m VERTICAL
 Job No : 03031AT
 Mode : 5230 TX RSE
 Note : 5G WIFI 11AX 40

	Freq	Cable Loss	Ant Factor	Preamp Factor	Read Level	Level	Limit Line	Over Limit	Remark
	MHz	dB	dB/m	dB	dBuV	dBuV/m	dBuV/m	dB	
1	1103.264	3.40	26.42	38.32	39.49	30.99	74.00	-43.01	peak
2	1702.042	4.33	27.68	38.42	37.61	31.20	74.00	-42.80	peak
3	4430.628	7.08	33.52	35.77	35.70	40.53	68.20	-27.67	peak
4	8688.480	11.38	36.78	37.30	37.67	48.53	68.20	-19.67	peak
5	10460.000	12.76	37.30	37.59	36.43	48.90	68.20	-19.30	peak
6	15690.000	14.28	41.29	37.30	31.60	49.87	74.00	-24.13	peak



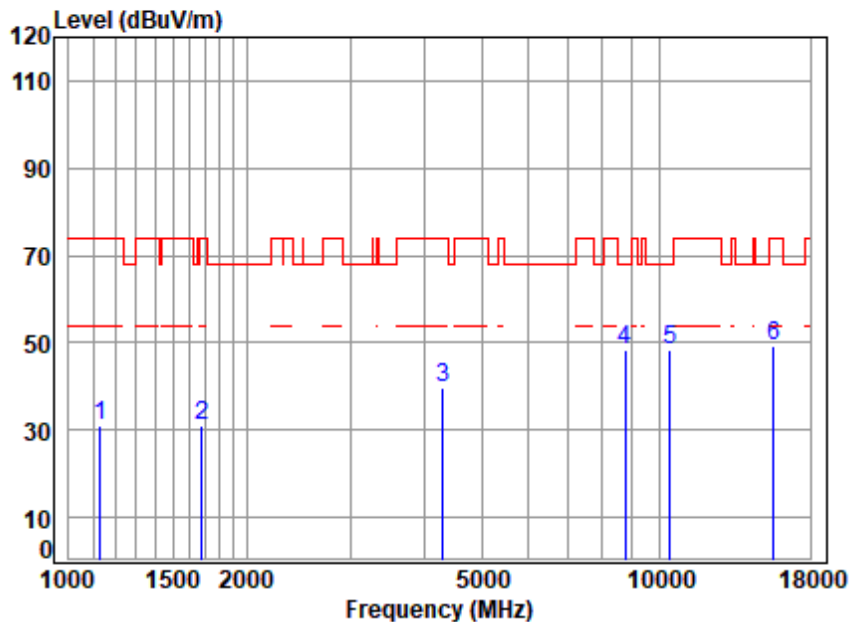
SGS-CSTC Standards Technical Services Co., Ltd. Shenzhen Branch

SZEMC-TRF-01 Rev. A/0 Aug01,2022

Report No.: SZCR230900303105

Page: 79 of 362

Test Mode: 11; Polarity: Horizontal; Modulation:802.11ax(Full RU0); Bandwidth:80MHz; Channel:middle



Site : chamber
Condition: 3m HORIZONTAL
Job No : 03031AT
Mode : 5210 TX RSE
Note : 5G WIFI 11AX 80

	Freq	Cable Loss	Ant Factor	Preamp Factor	Read Level	Level	Limit	Over Limit	Remark
	MHz	dB	dB/m	dB	dBuV	dBuV/m	dBuV/m	dB	
1	1129.072	3.45	26.45	38.33	39.26	30.83	74.00	-43.17	peak
2	1677.621	4.30	27.58	38.41	37.42	30.89	74.00	-43.11	peak
3	4304.400	6.99	33.37	35.87	35.31	39.80	74.00	-34.20	peak
4	8764.146	11.51	36.81	37.37	37.52	48.47	68.20	-19.73	peak
5	10420.000	12.75	37.30	37.57	36.05	48.53	68.20	-19.67	peak
6	15630.000	14.26	41.23	37.27	31.24	49.46	74.00	-24.54	peak



SGS-CSTC Standards Technical Services Co., Ltd.
Shenzhen Branch

Unless otherwise agreed in writing, this document is issued by the Company subject to its General Conditions of Service printed overleaf, available on request or accessible at <https://www.sgs.com/en/Terms-and-Conditions>. Attention is drawn to the limitation of liability, indemnification and jurisdiction issues defined therein. Any holder of this document is advised that information contained hereon reflects the Company's findings at the time of its intervention only and within the limits of Client's instructions, if any. The Company's sole responsibility is to its Client and this document does not exonerate parties to a transaction from exercising all their rights and obligations under the transaction documents. This document cannot be reproduced except in full, without prior written approval of the Company. Any unauthorized alteration, forgery or falsification of the content or appearance of this document is unlawful and offenders may be prosecuted to the fullest extent of the law. Unless otherwise stated the results shown in this test report refer only to the sample(s) tested and such sample(s) are retained for 30 days only.

Attention: To check the authenticity of testing /inspection report & certificate, please contact us at telephone: (86-755) 8307 1443, or email: CN.Doccheck@sgs.com

No.1 Workshop, M-10, Middle Section, Science & Technology Park, Nanshan District, Shenzhen, Guangdong, China 518057 t (86-755) 26012053 f (86-755) 26710594 www.sgs.com.cn
中国·广东·深圳市南山区科技园中区M-10栋1号厂房 邮编: 518057 t (86-755) 26012053 f (86-755) 26710594 sgs.china@sgs.com

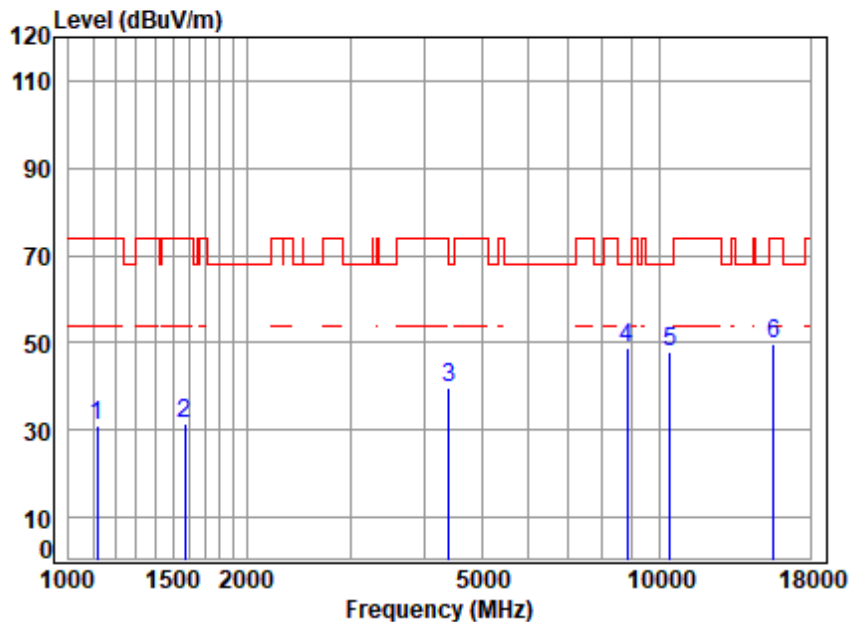
SGS-CSTC Standards Technical Services Co., Ltd. Shenzhen Branch

SZEMC-TRF-01 Rev. A/0 Aug01,2022

Report No.: SZCR230900303105

Page: 80 of 362

Test Mode: 11; Polarity: Vertical; Modulation:802.11ax(Full RU0); Bandwidth:80MHz; Channel:middle



Site : chamber
Condition: 3m VERTICAL
Job No : 03031AT
Mode : 5210 TX RSE
Note : 5G WIFI 11AX 80

	Freq	Cable Loss	Ant Factor	Preamp Factor	Read Level	Level	Limit	Over Limit	Remark
	MHz	dB	dB/m	dB	dBuV	dBuV/m	dBuV/m	dB	
1	1119.323	3.43	26.44	38.32	39.46	31.01	74.00	-42.99	peak
2	1574.265	4.17	27.14	38.40	38.40	31.31	74.00	-42.69	peak
3	4405.090	7.06	33.49	35.79	34.78	39.54	68.20	-28.66	peak
4 q	8814.957	11.60	36.83	37.42	37.73	48.74	68.20	-19.46	peak
5	10420.000	12.75	37.30	37.57	35.53	48.01	68.20	-20.19	peak
6	15630.000	14.26	41.23	37.27	31.62	49.84	74.00	-24.16	peak



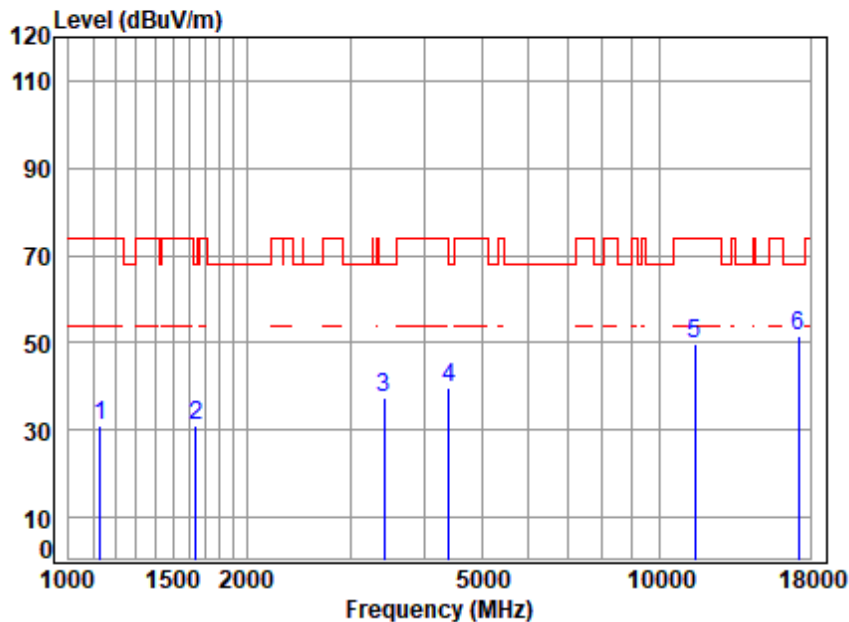
SGS-CSTC Standards Technical Services Co., Ltd.
Shenzhen Branch Inspection & Testing Services Laboratory

Unless otherwise agreed in writing, this document is issued by the Company subject to its General Conditions of Service printed overleaf, available on request or accessible at <https://www.sgs.com/en/Terms-and-Conditions>. Attention is drawn to the limitation of liability, indemnification and jurisdiction issues defined therein. Any holder of this document is advised that information contained hereon reflects the Company's findings at the time of its intervention only and within the limits of Client's instructions, if any. The Company's sole responsibility is to its Client and this document does not exonerate parties to a transaction from exercising all their rights and obligations under the transaction documents. This document cannot be reproduced except in full, without prior written approval of the Company. Any unauthorized alteration, forgery or falsification of the content or appearance of this document is unlawful and offenders may be prosecuted to the fullest extent of the law. Unless otherwise stated the results shown in this test report refer only to the sample(s) tested and such sample(s) are retained for 30 days only.

Attention: To check the authenticity of testing /inspection report & certificate, please contact us at telephone: (86-755) 8307 1443, or email: CN.Doccheck@sgs.com

No.1 Workshop, M-10, Middle Section, Science & Technology Park, Nanshan District, Shenzhen, Guangdong, China 518057 t (86-755) 26012053 f (86-755) 26710594 www.sgs.com.cn
中国·广东·深圳市南山区科技园中区M-10栋1号厂房 邮编: 518057 t (86-755) 26012053 f (86-755) 26710594 sgs.china@sgs.com

Test Mode: 12; Polarity: Horizontal; Modulation:802.11a; Bandwidth:20MHz; Channel:Low

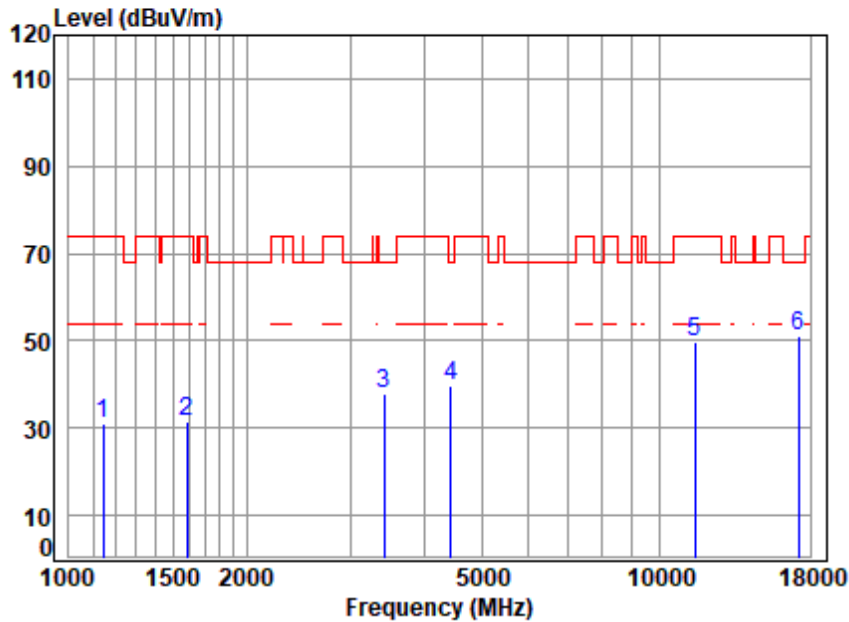


Site : chamber
Condition: 3m HORIZONTAL
Job No : 03031AT
Mode : 5745 TX RSE
Note : 5G WIFI 11A

	Freq	Cable Loss	Ant Factor	Preamp Factor	Read Level	Level	Limit	Over	Remark
	MHz	dB	dB/m	dB	dBuV	dBuV/m	dBuV/m	dB	
1	1129.072	3.45	26.45	38.33	39.30	30.87	74.00	-43.13	peak
2	1644.019	4.26	27.44	38.41	37.83	31.12	68.20	-37.08	peak
3	3425.675	6.13	31.41	36.12	36.17	37.59	68.20	-30.61	peak
4	4405.090	7.06	33.49	35.79	34.86	39.62	68.20	-28.58	peak
5	11490.000	13.00	37.79	37.69	36.78	49.88	74.00	-24.12	peak
6	q17235.000	14.70	43.24	37.55	31.25	51.64	68.20	-16.56	peak



Test Mode: 12; Polarity: Vertical; Modulation:802.11a; Bandwidth:20MHz; Channel:Low

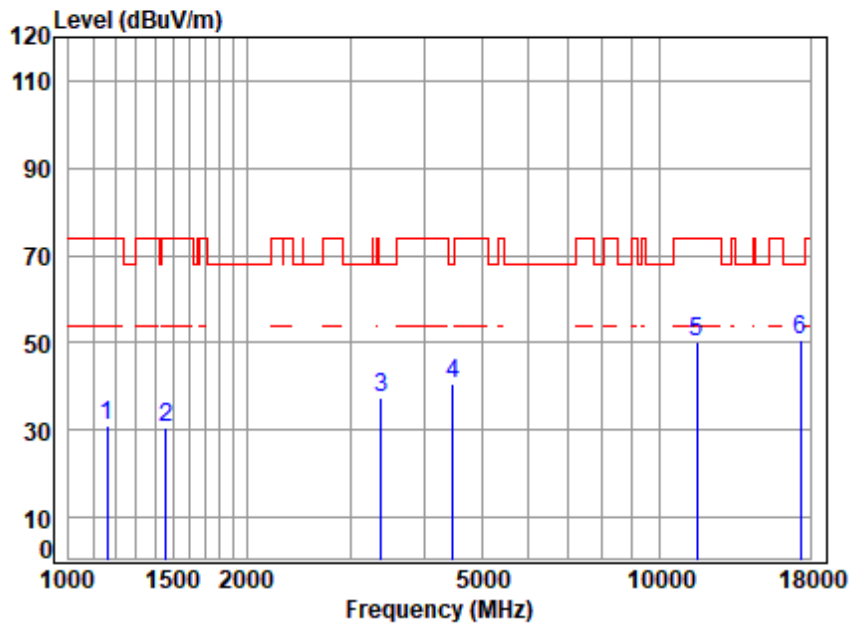


Site : chamber
Condition: 3m VERTICAL
Job No : 03031AT
Mode : 5745 TX RSE
Note : 5G WIFI 11A

		Cable	Ant	Preamp	Read		Limit	Over	
	Freq	Loss	Factor	Factor	Level	Level	Line	Limit	Remark
	MHz	dB	dB/m	dB	dBuV	dBuV/m	dBuV/m	dB	
1	1142.201	3.48	26.46	38.33	39.35	30.96	74.00	-43.04	peak
2	1583.392	4.18	27.18	38.40	38.33	31.29	74.00	-42.71	peak
3	3415.787	6.12	31.38	36.12	36.51	37.89	68.20	-30.31	peak
4	4430.628	7.08	33.52	35.77	34.68	39.51	68.20	-28.69	peak
5	11490.000	13.00	37.79	37.69	36.80	49.90	74.00	-24.10	peak
6	q17235.000	14.70	43.24	37.55	30.76	51.15	68.20	-17.05	peak



Test Mode: 12; Polarity: Horizontal; Modulation:802.11a; Bandwidth:20MHz; Channel:middle

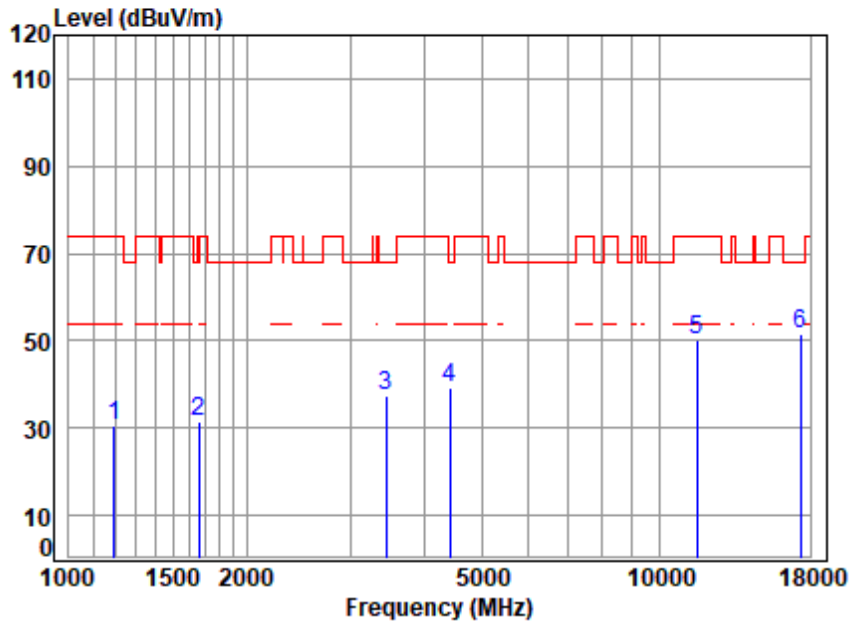


Site : chamber
Condition: 3m HORIZONTAL
Job No : 03031AT
Mode : 5785 TX RSE
Note : 5G WIFI 11A

	Freq	Cable Loss	Ant Factor	Preamp Factor	Read Level	Level	Limit Line	Over Limit	Remark
	MHz	dB	dB/m	dB	dBuV	dBuV/m	dBuV/m	dB	
1	1162.182	3.51	26.49	38.33	39.20	30.87	74.00	-43.13	peak
2	1460.295	4.00	26.77	38.38	38.13	30.52	74.00	-43.48	peak
3	3376.523	6.07	31.27	36.12	36.08	37.30	68.20	-30.90	peak
4	4469.214	7.10	33.57	35.75	35.48	40.40	68.20	-27.80	peak
5	11570.000	13.01	37.80	37.67	36.95	50.09	74.00	-23.91	peak
6	q17355.000	14.77	43.31	37.56	30.11	50.63	68.20	-17.57	peak



Test Mode: 12; Polarity: Vertical; Modulation:802.11a; Bandwidth:20MHz; Channel:middle

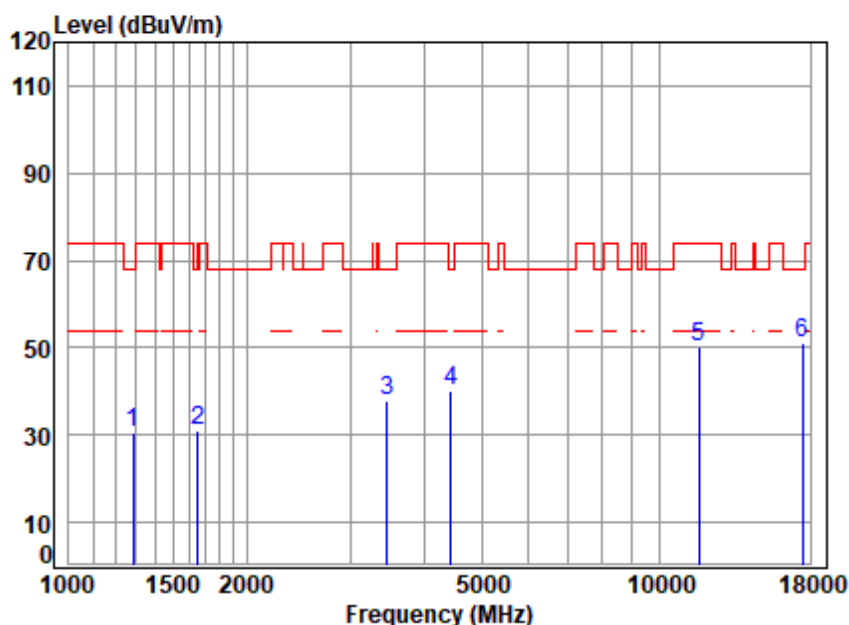


Site : chamber
Condition: 3m VERTICAL
Job No : 03031AT
Mode : 5785 TX RSE
Note : 5G WIFI 11A

	Freq	Cable Loss	Ant Factor	Preamp Factor	Read Level	Level	Limit	Over	Remark
	MHz	dB	dB/m	dB	dBuV	dBuV/m	dBuV/m	dB	
1	1192.811	3.57	26.52	38.34	38.91	30.66	74.00	-43.34	peak
2	1663.137	4.28	27.52	38.41	37.89	31.28	74.00	-42.72	peak
3	3445.535	6.16	31.46	36.12	36.04	37.54	68.20	-30.66	peak
4	4417.841	7.07	33.51	35.78	34.61	39.41	68.20	-28.79	peak
5	11570.000	13.01	37.80	37.67	36.89	50.03	74.00	-23.97	peak
6	q17355.000	14.77	43.31	37.56	30.92	51.44	68.20	-16.76	peak



Test Mode: 12; Polarity: Horizontal; Modulation:802.11a; Bandwidth:20MHz; Channel:High

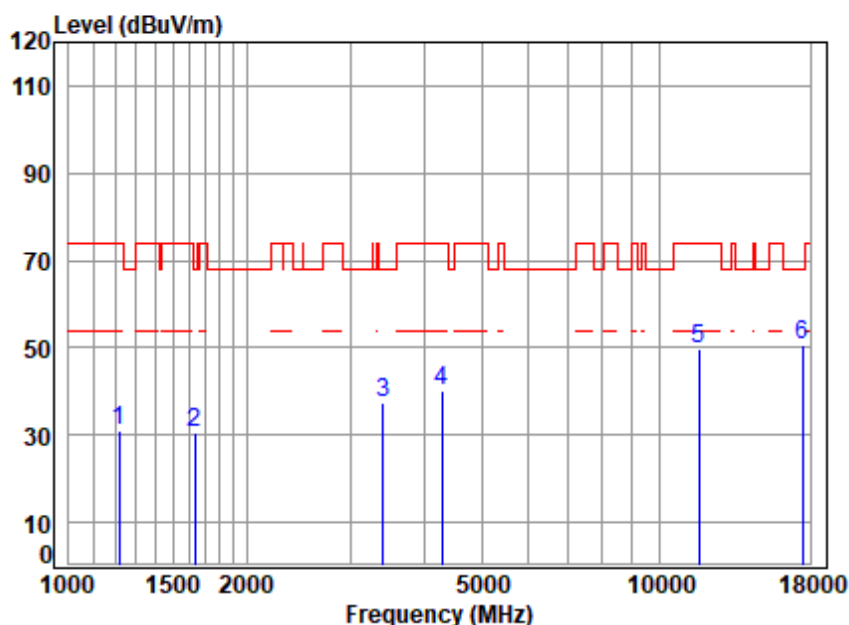


Site : chamber
Condition: 3m HORIZONTAL
Job No : 03031AT
Mode : 5825 TX RSE
Note : 5G WIFI 11A

	Freq	Cable Loss	Ant Factor	Preamp Factor	Read Level	Level	Limit	Over	Remark
	MHz	dB	dB/m	dB	dBuV	dBuV/m	dBuV/m	dB	
1	1285.904	3.73	26.61	38.35	38.53	30.52	68.20	-37.68	peak
2	1653.550	4.27	27.48	38.41	37.77	31.11	68.20	-37.09	peak
3	3465.510	6.18	31.51	36.12	36.18	37.75	68.20	-30.45	peak
4	4443.453	7.09	33.54	35.77	35.38	40.24	68.20	-27.96	peak
5	11650.000	13.03	37.80	37.65	37.17	50.35	74.00	-23.65	peak
6	17475.000	14.84	43.39	37.58	30.31	50.96	68.20	-17.24	peak



Test Mode: 12; Polarity: Vertical; Modulation:802.11a; Bandwidth:20MHz; Channel:High

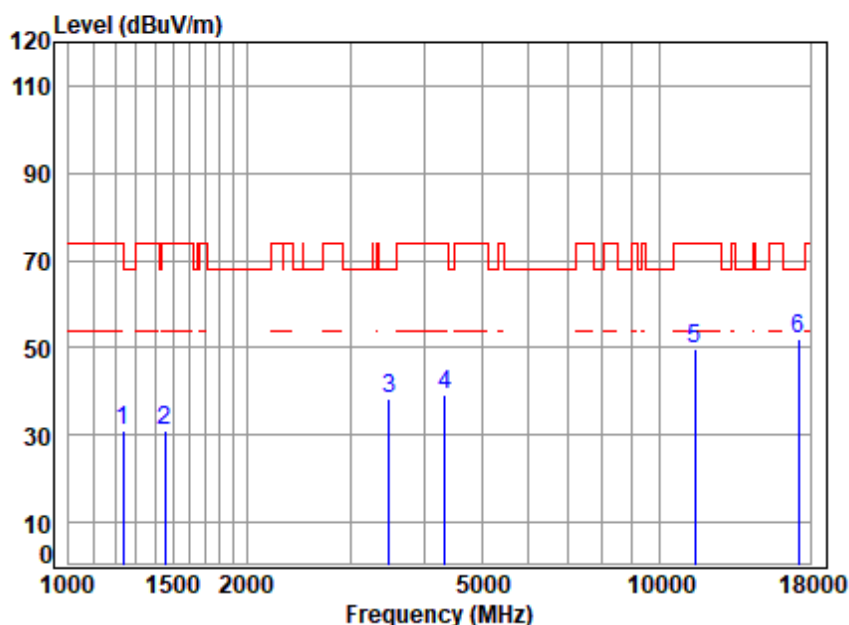


Site : chamber
Condition: 3m VERTICAL
Job No : 03031AT
Mode : 5825 TX RSE
Note : 5G WIFI 11A

	Freq	Cable Loss	Ant Factor	Preamp Factor	Read Level	Level	Limit	Over	Remark
	MHz	dB	dB/m	dB	dBuV	dBuV/m	dBuV/m	dB	
1	1217.190	3.61	26.54	38.34	39.35	31.16	74.00	-42.84	peak
2	1634.543	4.25	27.40	38.41	37.40	30.64	68.20	-37.56	peak
3	3405.929	6.11	31.35	36.12	36.16	37.50	68.20	-30.70	peak
4	4291.977	6.99	33.36	35.88	35.78	40.25	74.00	-33.75	peak
5	11650.000	13.03	37.80	37.65	36.57	49.75	74.00	-24.25	peak
6	17475.000	14.84	43.39	37.58	29.98	50.63	68.20	-17.57	peak



Test Mode: 12; Polarity: Horizontal; Modulation:802.11n; Bandwidth:20MHz; Channel:Low

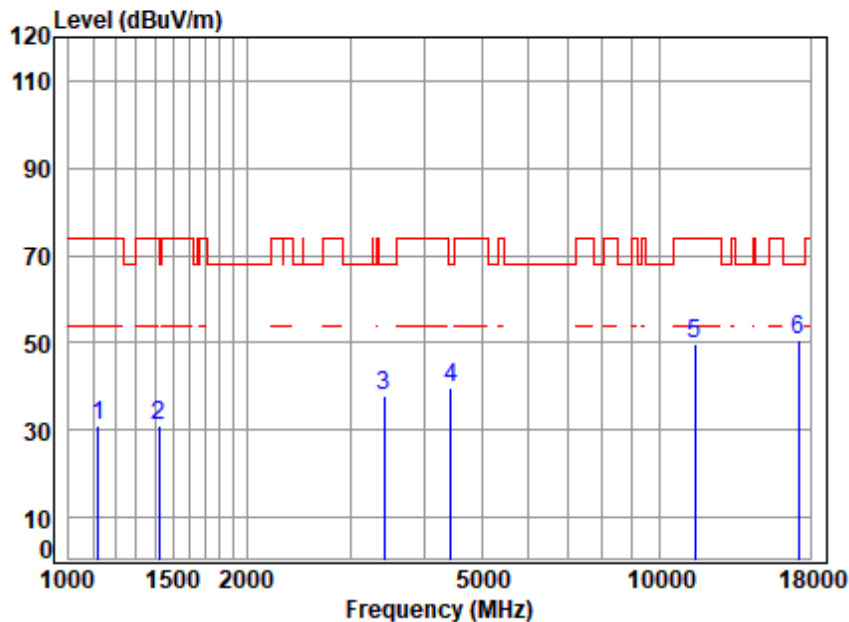


Site : chamber
Condition: 3m HORIZONTAL
Job No : 03031AT
Mode : 5745 TX RSE
Note : 5G WIFI 11N20

	Freq	Cable Loss	Ant Factor	Preamp Factor	Read Level	Level	Limit Line	Over Limit	Remark
	MHz	dB	dB/m	dB	dBuV	dBuV/m	dBuV/m	dB	
1	1238.483	3.65	26.56	38.35	39.12	30.98	74.00	-43.02	peak
2	1456.081	4.00	26.76	38.38	38.51	30.89	74.00	-43.11	peak
3	3485.601	6.21	31.56	36.12	36.66	38.31	68.20	-29.89	peak
4	4341.886	7.02	33.42	35.84	34.70	39.30	74.00	-34.70	peak
5	11490.000	13.00	37.79	37.69	36.76	49.86	74.00	-24.14	peak
6	17235.000	14.70	43.24	37.55	31.71	52.10	68.20	-16.10	peak



Test Mode: 12; Polarity: Vertical; Modulation:802.11n; Bandwidth:20MHz; Channel:Low

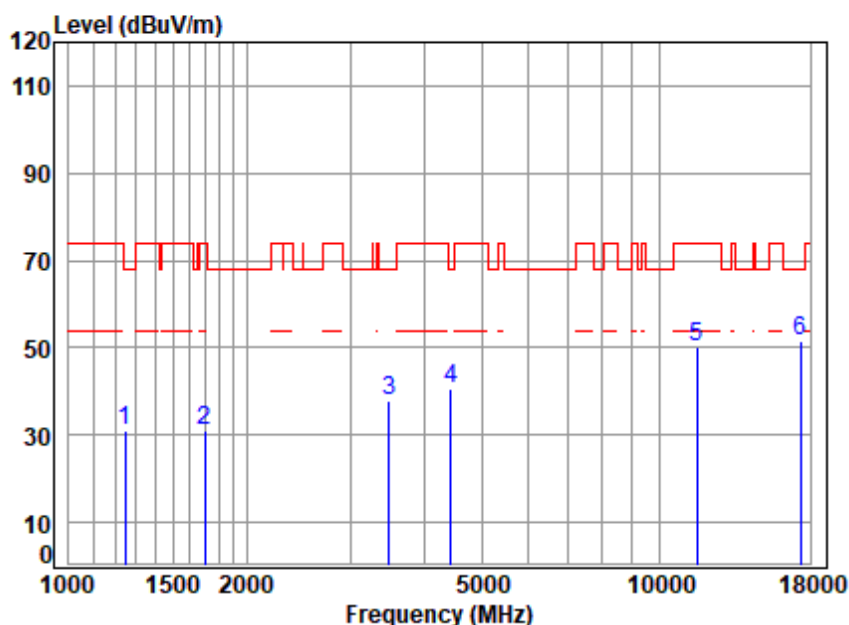


Site : chamber
Condition: 3m VERTICAL
Job No : 03031AT
Mode : 5745 TX RSE
Note : 5G WIFI 11N20

	Freq	Cable Loss	Ant Factor	Preamp Factor	Read Level	Level	Limit Line	Over Limit	Remark
	MHz	dB	dB/m	dB	dBuV	dBuV/m	dBuV/m	dB	
1	1122.563	3.44	26.44	38.33	39.37	30.92	74.00	-43.08	peak
2	1422.798	3.95	26.73	38.38	38.64	30.94	74.00	-43.06	peak
3	3415.787	6.12	31.38	36.12	36.62	38.00	68.20	-30.20	peak
4	4430.628	7.08	33.52	35.77	34.88	39.71	68.20	-28.49	peak
5	11490.000	13.00	37.79	37.69	36.84	49.94	74.00	-24.06	peak
6	17235.000	14.70	43.24	37.55	30.26	50.65	68.20	-17.55	peak



Test Mode: 12; Polarity: Horizontal; Modulation:802.11n; Bandwidth:20MHz; Channel:middle

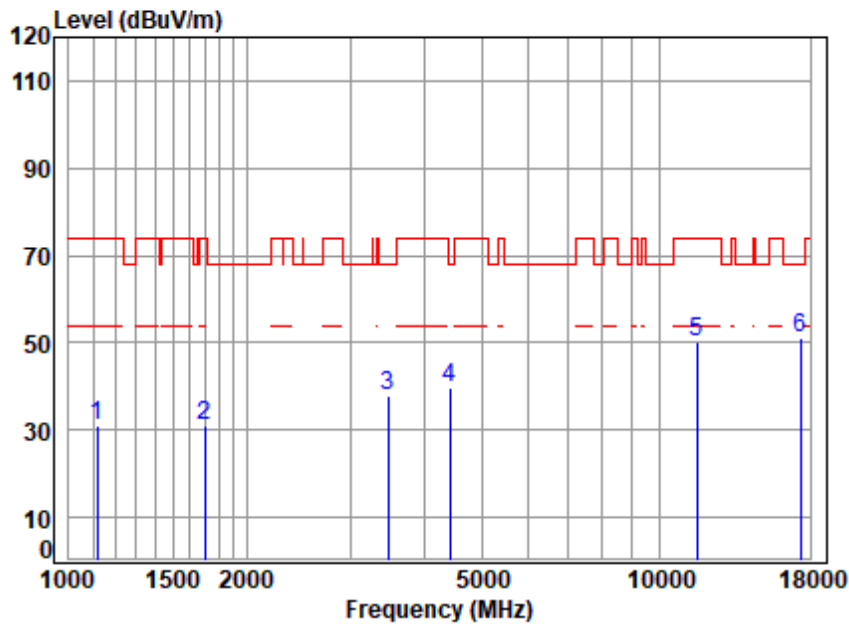


Site : chamber
Condition: 3m HORIZONTAL
Job No : 03031AT
Mode : 5785 TX RSE
Note : 5G WIFI 11N20

	Freq	Cable Loss	Ant Factor	Preamp Factor	Read Level	Level	Limit Line	Over Limit	Remark
	MHz	dB	dB/m	dB	dBuV	dBuV/m	dBuV/m	dB	
1	1245.663	3.66	26.57	38.35	39.02	30.90	68.20	-37.30	peak
2	1702.042	4.33	27.68	38.42	37.25	30.84	74.00	-43.16	peak
3	3485.601	6.21	31.56	36.12	36.44	38.09	68.20	-30.11	peak
4	4430.628	7.08	33.52	35.77	35.73	40.56	68.20	-27.64	peak
5	11570.000	13.01	37.80	37.67	37.08	50.22	74.00	-23.78	peak
6	17355.000	14.77	43.31	37.56	31.12	51.64	68.20	-16.56	peak



Test Mode: 12; Polarity: Vertical; Modulation:802.11n; Bandwidth:20MHz; Channel:middle

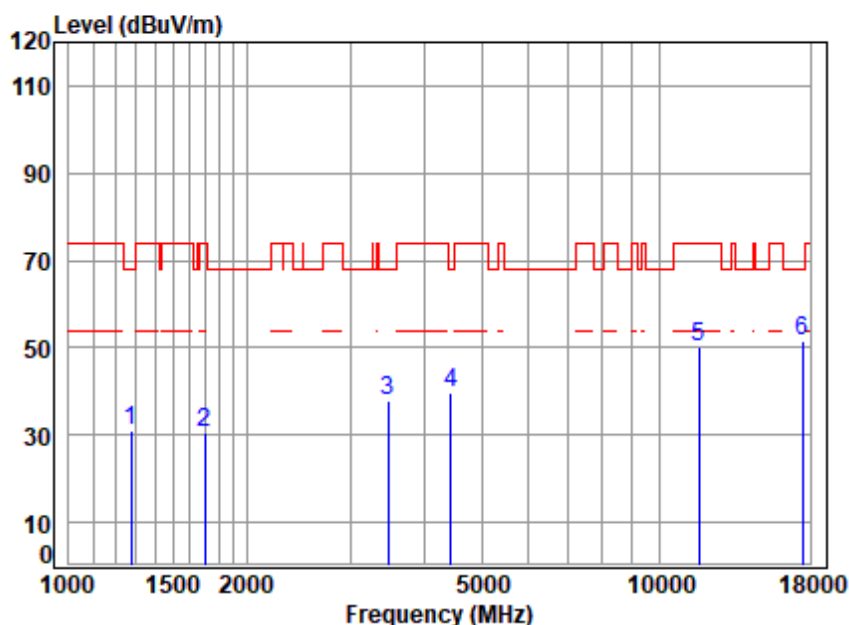


Site : chamber
Condition: 3m VERTICAL
Job No : 03031AT
Mode : 5785 TX RSE
Note : 5G WIFI 11N20

	Freq	Cable Loss	Ant Factor	Preamp Factor	Read Level	Level	Limit Line	Over Limit	Remark
	MHz	dB	dB/m	dB	dBuV	dBuV/m	dBuV/m	dB	
1	1116.093	3.43	26.44	38.32	39.44	30.99	74.00	-43.01	peak
2	1702.042	4.33	27.68	38.42	37.37	30.96	74.00	-43.04	peak
3	3475.541	6.19	31.54	36.12	36.31	37.92	68.20	-30.28	peak
4	4417.841	7.07	33.51	35.78	35.12	39.92	68.20	-28.28	peak
5	11570.000	13.01	37.80	37.67	37.00	50.14	74.00	-23.86	peak
6	17355.000	14.77	43.31	37.56	30.40	50.92	68.20	-17.28	peak



Test Mode: 12; Polarity: Horizontal; Modulation:802.11n; Bandwidth:20MHz; Channel:High

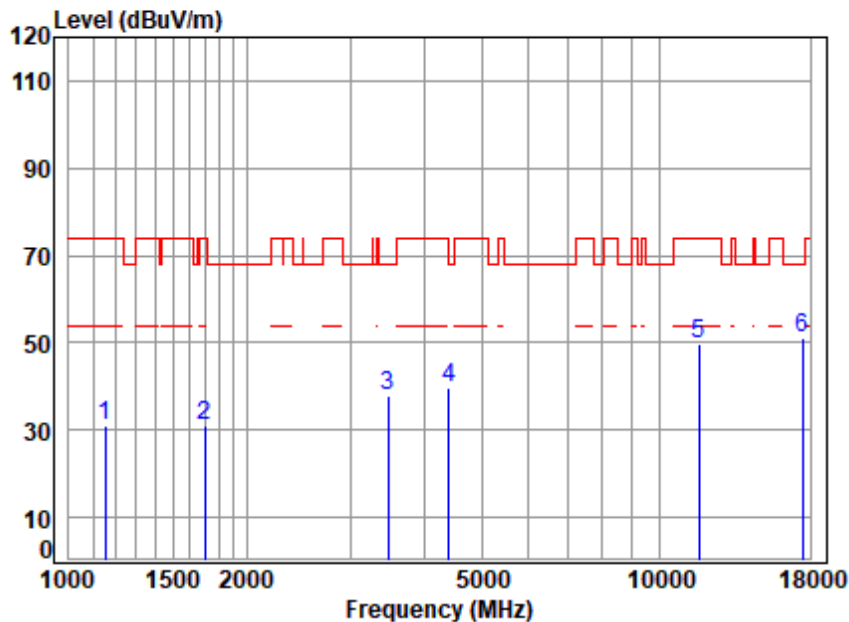


Site : chamber
Condition: 3m HORIZONTAL
Job No : 03031AT
Mode : 5825 TX RSE
Note : 5G WIFI 11N20

		Cable	Ant	Preamp	Read		Limit	Over	
	Freq	Loss	Factor	Factor	Level	Level	Line	Limit	Remark
	MHz	dB	dB/m	dB	dBuV	dBuV/m	dBuV/m	dB	
1	1274.802	3.71	26.60	38.35	39.07	31.03	68.20	-37.17	peak
2	1702.042	4.33	27.68	38.42	37.17	30.76	74.00	-43.24	peak
3	3475.541	6.19	31.54	36.12	36.46	38.07	68.20	-30.13	peak
4	4430.628	7.08	33.52	35.77	34.75	39.58	68.20	-28.62	peak
5	11650.000	13.03	37.80	37.65	37.00	50.18	74.00	-23.82	peak
6	17475.000	14.84	43.39	37.58	30.82	51.47	68.20	-16.73	peak



Test Mode: 12; Polarity: Vertical; Modulation:802.11n; Bandwidth:20MHz; Channel:High

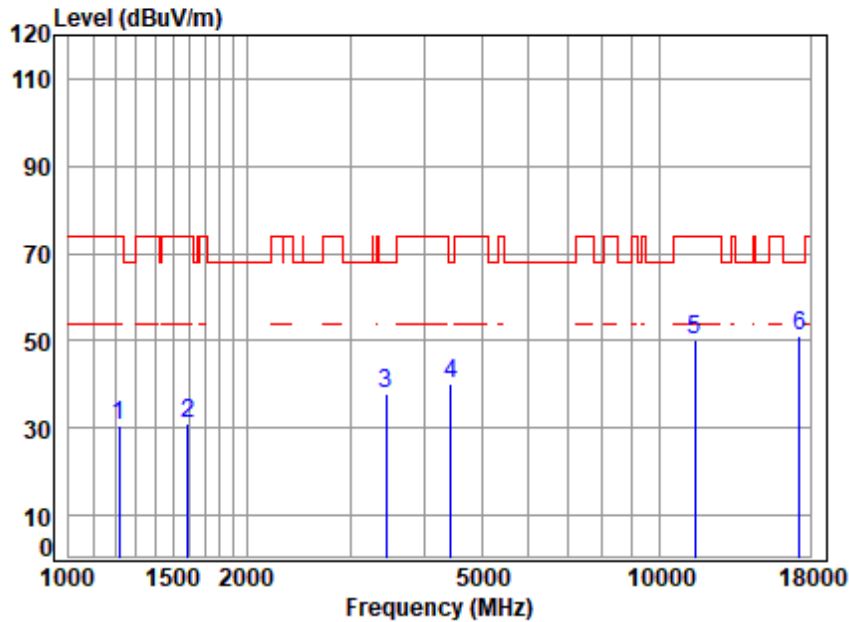


Site : chamber
Condition: 3m VERTICAL
Job No : 03031AT
Mode : 5825 TX RSE
Note : 5G WIFI 11N20

		Cable	Ant	Preamp	Read		Limit	Over	
	Freq	Loss	Factor	Factor	Level	Level	Line	Limit	Remark
	MHz	dB	dB/m	dB	dBuV	dBuV/m	dBuV/m	dB	
1	1152.148	3.49	26.47	38.33	39.39	31.02	74.00	-42.98	peak
2	1697.129	4.33	27.66	38.41	37.49	31.07	74.00	-42.93	peak
3	3475.541	6.19	31.54	36.12	36.34	37.95	68.20	-30.25	peak
4	4405.090	7.06	33.49	35.79	35.01	39.77	68.20	-28.43	peak
5	11650.000	13.03	37.80	37.65	36.78	49.96	74.00	-24.04	peak
6	17475.000	14.84	43.39	37.58	30.48	51.13	68.20	-17.07	peak



Test Mode: 12; Polarity: Horizontal; Modulation:802.11n; Bandwidth:40MHz; Channel:Low

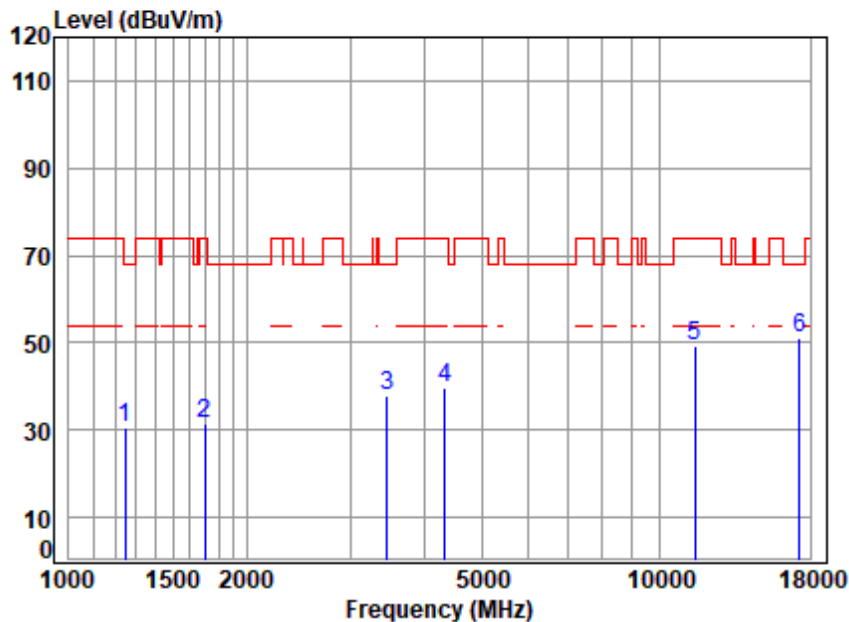


Site : chamber
Condition: 3m HORIZONTAL
Job No : 03031AT
Mode : 5755 TX RSE
Note : 5G WIFI 11N40

	Freq	Cable Loss	Ant Factor	Preamp Factor	Read Level	Level	Limit Line	Over Limit	Remark
	MHz	dB	dB/m	dB	dBuV	dBuV/m	dBuV/m	dB	
1	1217.190	3.61	26.54	38.34	38.77	30.58	74.00	-43.42	peak
2	1592.571	4.19	27.22	38.40	38.12	31.13	74.00	-42.87	peak
3	3445.535	6.16	31.46	36.12	36.49	37.99	68.20	-30.21	peak
4	4430.628	7.08	33.52	35.77	35.15	39.98	68.20	-28.22	peak
5	11510.000	13.00	37.80	37.69	36.93	50.04	74.00	-23.96	peak
6	17265.000	14.72	43.26	37.55	30.61	51.04	68.20	-17.16	peak



Test Mode: 12; Polarity: Vertical; Modulation:802.11n; Bandwidth:40MHz; Channel:Low



Site : chamber

Condition: 3m VERTICAL

Job No : 03031AT

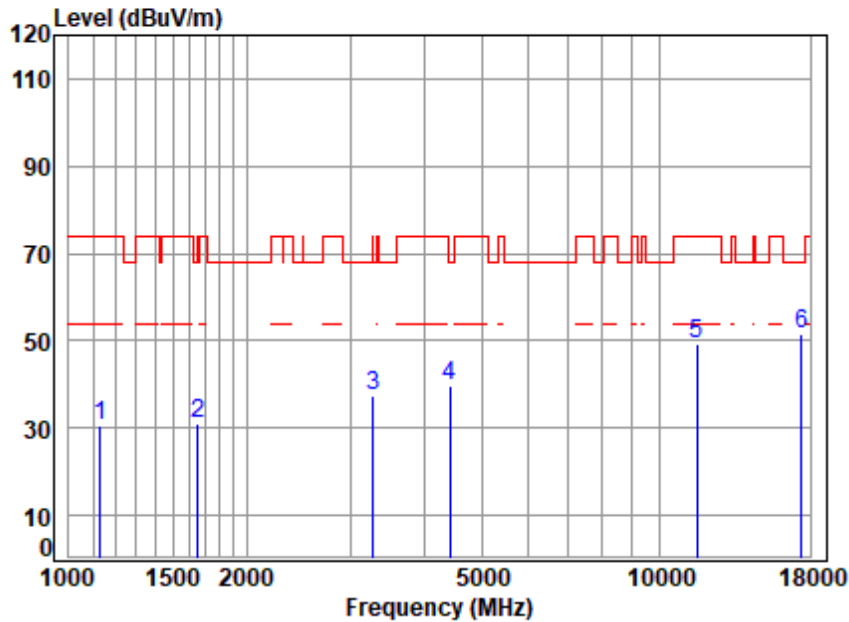
Mode : 5755 TX RSE

Note : 5G WIFI 11N40

	Freq	Cable Loss	Ant Factor	Preamp Factor	Read Level	Level	Limit	Over Limit	Remark
	MHz	dB	dB/m	dB	dBuV	dBuV/m	dBuV/m	dB	
1	1245.663	3.66	26.57	38.35	38.75	30.63	68.20	-37.57	peak
2	1697.129	4.33	27.66	38.41	37.70	31.28	74.00	-42.72	peak
3	3455.508	6.17	31.48	36.12	36.39	37.92	68.20	-30.28	peak
4	4341.886	7.02	33.42	35.84	34.93	39.53	74.00	-34.47	peak
5	11510.000	13.00	37.80	37.69	36.17	49.28	74.00	-24.72	peak
6	17265.000	14.72	43.26	37.55	30.80	51.23	68.20	-16.97	peak



Test Mode: 12; Polarity: Horizontal; Modulation:802.11n; Bandwidth:40MHz; Channel:High

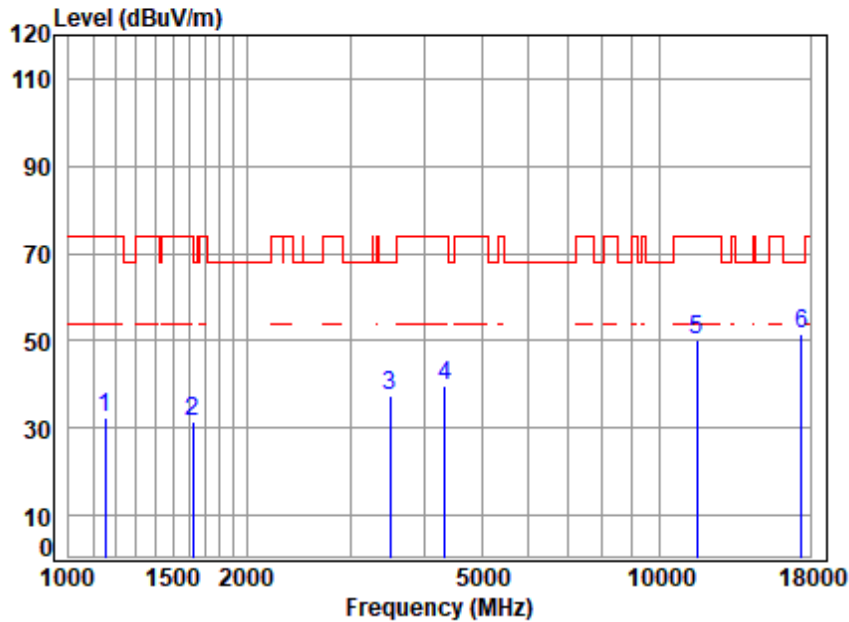


Site : chamber
Condition: 3m HORIZONTAL
Job No : 03031AT
Mode : 5795 TX RSE
Note : 5G WIFI 11N40

	Freq	Cable Loss	Ant Factor	Preamp Factor	Read Level	Level	Limit Line	Over Limit	Remark
	MHz	dB	dB/m	dB	dBuV	dBuV/m	dBuV/m	dB	
1	1132.340	3.46	26.45	38.33	39.19	30.77	74.00	-43.23	peak
2	1653.550	4.27	27.48	38.41	37.62	30.96	68.20	-37.24	peak
3	3280.326	5.95	31.01	36.13	36.67	37.50	68.20	-30.70	peak
4	4417.841	7.07	33.51	35.78	35.05	39.85	68.20	-28.35	peak
5	11590.000	13.01	37.80	37.67	36.36	49.50	74.00	-24.50	peak
6	17385.000	14.79	43.33	37.57	30.97	51.52	68.20	-16.68	peak



Test Mode: 12; Polarity: Vertical; Modulation:802.11n; Bandwidth:40MHz; Channel:High



Site : chamber

Condition: 3m VERTICAL

Job No : 03031AT

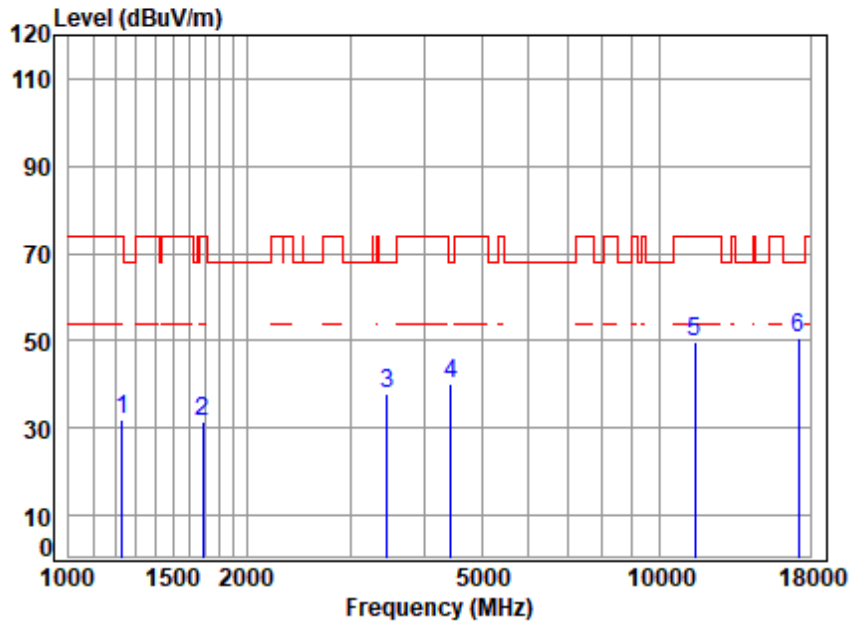
Mode : 5795 TX RSE

Note : 5G WIFI 11N40

	Freq	Cable Loss	Ant Factor	Preamp Factor	Read Level	Level	Limit Line	Over Limit	Remark
	MHz	dB	dB/m	dB	dBuV	dBuV/m	dBuV/m	dB	
1	1152.148	3.49	26.47	38.33	40.71	32.34	74.00	-41.66	peak
2	1620.431	4.23	27.34	38.40	38.36	31.53	74.00	-42.47	peak
3	3495.691	6.22	31.59	36.12	35.79	37.48	68.20	-30.72	peak
4	4329.354	7.01	33.40	35.85	34.95	39.51	74.00	-34.49	peak
5	11590.000	13.01	37.80	37.67	36.92	50.06	74.00	-23.94	peak
6	17385.000	14.79	43.33	37.57	31.18	51.73	68.20	-16.47	peak



Test Mode: 12; Polarity: Horizontal; Modulation:802.11ac; Bandwidth:20MHz; Channel:Low



Site : chamber
Condition: 3m HORIZONTAL
Job No : 03031AT
Mode : 5745 TX RSE
Note : 5G WIFI 11AC20

	Freq	Cable Loss	Ant Factor	Preamp Factor	Read Level	Level	Limit Line	Over Limit	Remark
	MHz	dB	dB/m	dB	dBuV	dBuV/m	dBuV/m	dB	
1	1231.345	3.64	26.56	38.35	39.87	31.72	74.00	-42.28	peak
2	1687.347	4.31	27.62	38.41	37.81	31.33	74.00	-42.67	peak
3	3465.510	6.18	31.51	36.12	36.48	38.05	68.20	-30.15	peak
4	4443.453	7.09	33.54	35.77	35.46	40.32	68.20	-27.88	peak
5	11490.000	13.00	37.79	37.69	36.77	49.87	74.00	-24.13	peak
6	17235.000	14.70	43.24	37.55	30.27	50.66	68.20	-17.54	peak



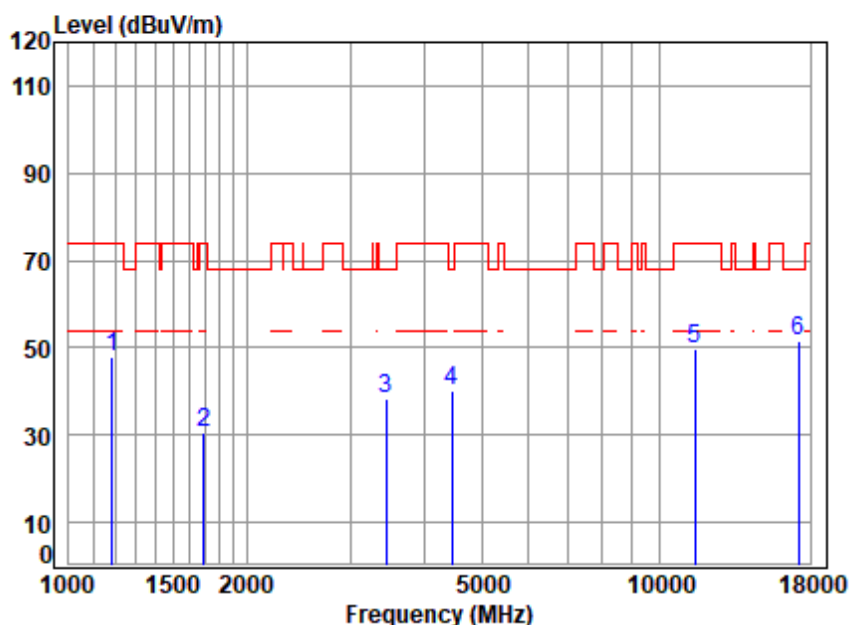
SGS-CSTC Standards Technical Services Co., Ltd. Shenzhen Branch

SZEMC-TRF-01 Rev. A/0 Aug01,2022

Report No.: SZCR230900303105

Page: 98 of 362

Test Mode: 12; Polarity: Vertical; Modulation:802.11ac; Bandwidth:20MHz; Channel:Low



Site : chamber
Condition: 3m VERTICAL
Job No : 03031AT
Mode : 5745 TX RSE
Note : 5G WIFI 11AC20

		Cable	Ant	Preamp	Read		Limit	Over	
	Freq	Loss	Factor	Factor	Level	Level	Line	Limit	Remark
	MHz	dB	dB/m	dB	dBuV	dBuV/m	dBuV/m	dB	
1	1182.513	3.55	26.51	38.34	56.17	47.89	74.00	-26.11	peak
2	1692.231	4.32	27.64	38.41	37.19	30.74	74.00	-43.26	peak
3	3445.535	6.16	31.46	36.12	36.90	38.40	68.20	-29.80	peak
4	4456.315	7.09	33.55	35.76	35.14	40.02	68.20	-28.18	peak
5	11490.000	13.00	37.79	37.69	36.57	49.67	74.00	-24.33	peak
6	q17235.000	14.70	43.24	37.55	31.00	51.39	68.20	-16.81	peak



SGS-CSTC Standards Technical Services Co., Ltd.
Shenzhen Branch

Unless otherwise agreed in writing, this document is issued by the Company subject to its General Conditions of Service printed overleaf, available on request or accessible at <https://www.sgs.com/en/Terms-and-Conditions>. Attention is drawn to the limitation of liability, indemnification and jurisdiction issues defined therein. Any holder of this document is advised that information contained hereon reflects the Company's findings at the time of its intervention only and within the limits of Client's instructions, if any. The Company's sole responsibility is to its Client and this document does not exonerate parties to a transaction from exercising all their rights and obligations under the transaction documents. This document cannot be reproduced except in full, without prior written approval of the Company. Any unauthorized alteration, forgery or falsification of the content or appearance of this document is unlawful and offenders may be prosecuted to the fullest extent of the law. Unless otherwise stated the results shown in this test report refer only to the sample(s) tested and such sample(s) are retained for 30 days only.

Attention: To check the authenticity of testing /inspection report & certificate, please contact us at telephone: (86-755) 8307 1443, or email: CN.Doccheck@sgs.com

No.1 Workshop, M-10, Middle Section, Science & Technology Park, Nanshan District, Shenzhen, Guangdong, China 518057 t (86-755) 26012053 f (86-755) 26710594 www.sgs.com.cn
中国·广东·深圳市南山区科技园中区M-10栋1号厂房 邮编: 518057 t (86-755) 26012053 f (86-755) 26710594 sgs.china@sgs.com

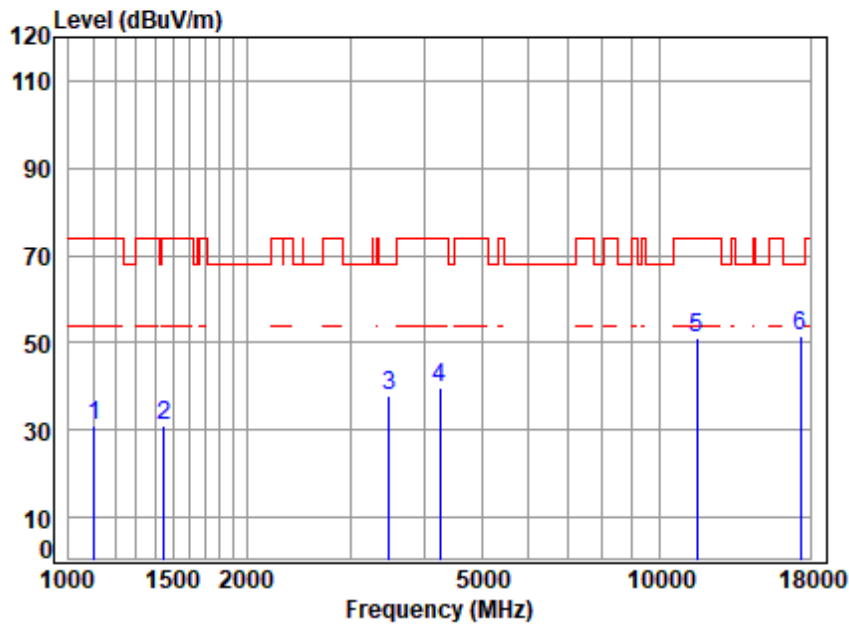
SGS-CSTC Standards Technical Services Co., Ltd. Shenzhen Branch

SZEMC-TRF-01 Rev. A/0 Aug01,2022

Report No.: SZCR230900303105

Page: 99 of 362

Test Mode: 12; Polarity: Horizontal; Modulation:802.11ac; Bandwidth:20MHz; Channel:middle



Site : chamber
Condition: 3m HORIZONTAL
Job No : 03031AT
Mode : 5785 TX RSE
Note : 5G WIFI 11AC20

		Cable	Ant	Preamp	Read		Limit	Over	
	Freq	Loss	Factor	Factor	Level	Level	Line	Limit	Remark
	MHz	dB	dB/m	dB	dBuV	dBuV/m	dBuV/m	dB	
1	1103.264	3.40	26.42	38.32	39.75	31.25	74.00	-42.75	peak
2	1451.878	3.99	26.76	38.38	38.87	31.24	74.00	-42.76	peak
3	3485.601	6.21	31.56	36.12	36.37	38.02	68.20	-30.18	peak
4	4254.921	6.96	33.31	35.90	35.29	39.66	74.00	-34.34	peak
5	11570.000	13.01	37.80	37.67	37.74	50.88	74.00	-23.12	peak
6	q17355.000	14.77	43.31	37.56	30.97	51.49	68.20	-16.71	peak



SGS-CSTC Standards Technical Services Co., Ltd.
Shenzhen Branch

Unless otherwise agreed in writing, this document is issued by the Company subject to its General Conditions of Service printed overleaf, available on request or accessible at <https://www.sgs.com/en/Terms-and-Conditions>. Attention is drawn to the limitation of liability, indemnification and jurisdiction issues defined therein. Any holder of this document is advised that information contained hereon reflects the Company's findings at the time of its intervention only and within the limits of Client's instructions, if any. The Company's sole responsibility is to its Client and this document does not exonerate parties to a transaction from exercising all their rights and obligations under the transaction documents. This document cannot be reproduced except in full, without prior written approval of the Company. Any unauthorized alteration, forgery or falsification of the content or appearance of this document is unlawful and offenders may be prosecuted to the fullest extent of the law. Unless otherwise stated the results shown in this test report refer only to the sample(s) tested and such sample(s) are retained for 30 days only.

Attention: To check the authenticity of testing /inspection report & certificate, please contact us at telephone: (86-755) 8307 1443, or email: CN.Doccheck@sgs.com

No.1 Workshop, M-10, Middle Section, Science & Technology Park, Nanshan District, Shenzhen, Guangdong, China 518057 t (86-755) 26012053 f (86-755) 26710594 www.sgs.com.cn
中国·广东·深圳市南山区科技园中区M-10栋1号厂房 邮编: 518057 t (86-755) 26012053 f (86-755) 26710594 sgs.china@sgs.com

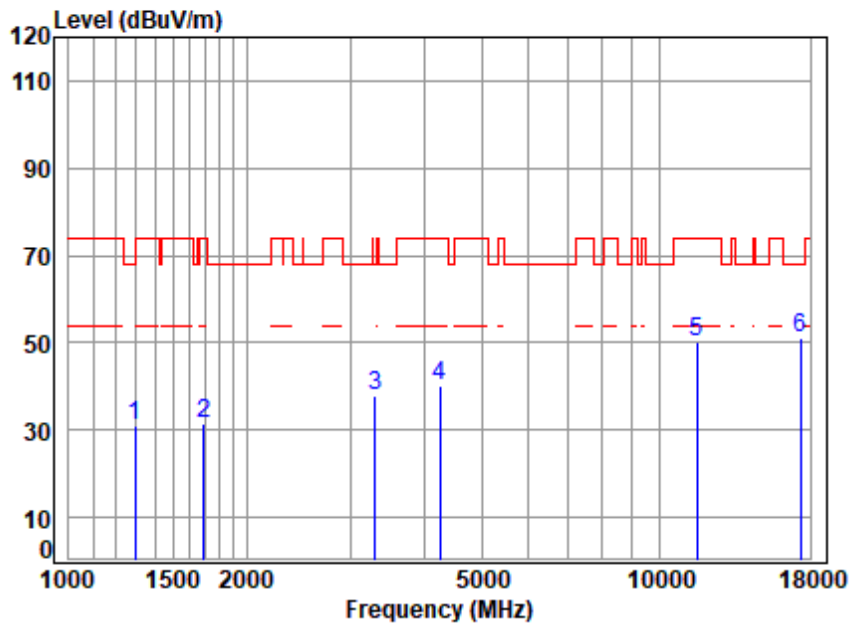
SGS-CSTC Standards Technical Services Co., Ltd. Shenzhen Branch

SZEMC-TRF-01 Rev. A/0 Aug01,2022

Report No.: SZCR230900303105

Page: 100 of 362

Test Mode: 12; Polarity: Vertical; Modulation:802.11ac; Bandwidth:20MHz; Channel:middle



Site : chamber
Condition: 3m VERTICAL
Job No : 03031AT
Mode : 5785 TX RSE
Note : 5G WIFI 11AC20

		Cable	Ant	Preamp	Read		Limit	Over	
	Freq	Loss	Factor	Factor	Level	Level	Line	Limit	Remark
	MHz	dB	dB/m	dB	dBuV	dBuV/m	dBuV/m	dB	
1	1293.359	3.74	26.62	38.36	38.83	30.83	68.20	-37.37	peak
2	1692.231	4.32	27.64	38.41	37.83	31.38	74.00	-42.62	peak
3	3299.344	5.98	31.06	36.13	36.73	37.64	68.20	-30.56	peak
4	4254.921	6.96	33.31	35.90	35.76	40.13	74.00	-33.87	peak
5	11570.000	13.01	37.80	37.67	37.17	50.31	74.00	-23.69	peak
6	q17355.000	14.77	43.31	37.56	30.72	51.24	68.20	-16.96	peak



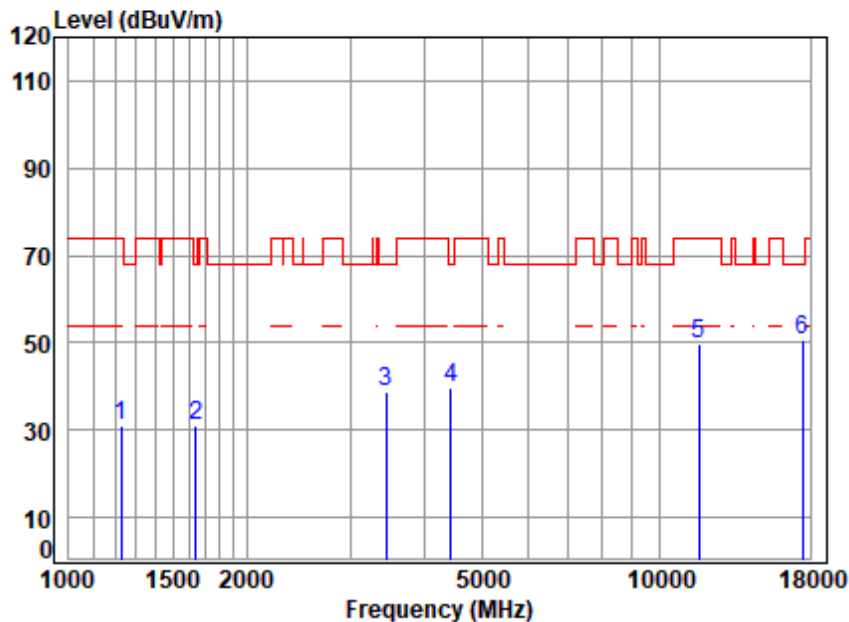
SGS-CSTC Standards Technical Services Co., Ltd.
Shenzhen Branch Inspection & Testing Laboratory

Unless otherwise agreed in writing, this document is issued by the Company subject to its General Conditions of Service printed overleaf, available on request or accessible at <https://www.sgs.com/en/Terms-and-Conditions>. Attention is drawn to the limitation of liability, indemnification and jurisdiction issues defined therein. Any holder of this document is advised that information contained hereon reflects the Company's findings at the time of its intervention only and within the limits of Client's instructions, if any. The Company's sole responsibility is to its Client and this document does not exonerate parties to a transaction from exercising all their rights and obligations under the transaction documents. This document cannot be reproduced except in full, without prior written approval of the Company. Any unauthorized alteration, forgery or falsification of the content or appearance of this document is unlawful and offenders may be prosecuted to the fullest extent of the law. Unless otherwise stated the results shown in this test report refer only to the sample(s) tested and such sample(s) are retained for 30 days only.

Attention: To check the authenticity of testing /inspection report & certificate, please contact us at telephone: (86-755) 8307 1443, or email: CN.Doccheck@sgs.com

No.1 Workshop, M-10, Middle Section, Science & Technology Park, Nanshan District, Shenzhen, Guangdong, China 518057 t (86-755) 26012053 f (86-755) 26710594 www.sgs.com.cn
中国·广东·深圳市南山区科技园中区M-10栋1号厂房 邮编: 518057 t (86-755) 26012053 f (86-755) 26710594 sgs.china@sgs.com

Test Mode: 12; Polarity: Horizontal; Modulation:802.11ac; Bandwidth:20MHz; Channel:High

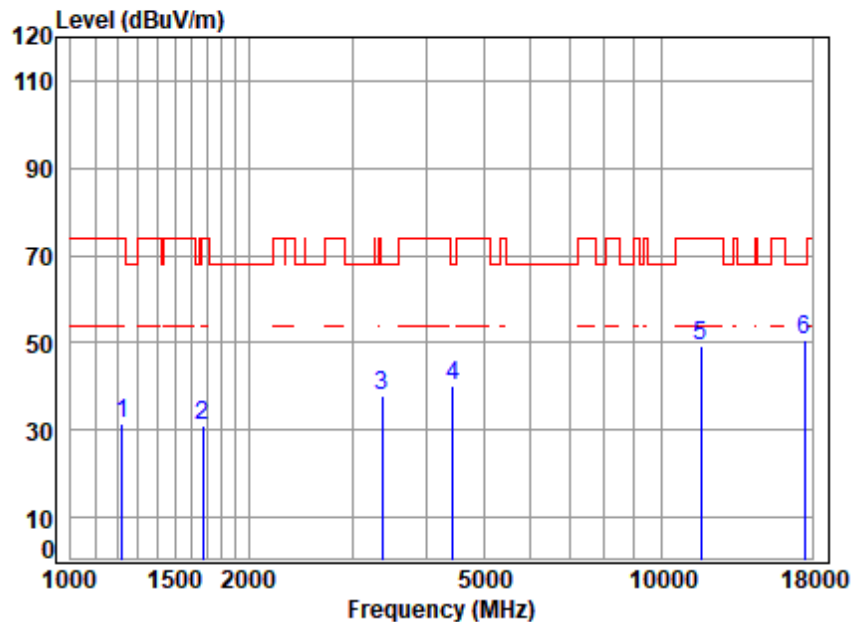


Site : chamber
Condition: 3m HORIZONTAL
Job No : 03031AT
Mode : 5825 TX RSE
Note : 5G WIFI 11AC20

	Freq	Cable Loss	Ant Factor	Preamp Factor	Read Level	Level	Limit Line	Over Limit	Remark
	MHz	dB	dB/m	dB	dBuV	dBuV/m	dBuV/m	dB	
1	1227.791	3.63	26.55	38.34	39.10	30.94	74.00	-43.06	peak
2	1639.274	4.25	27.42	38.41	37.82	31.08	68.20	-37.12	peak
3	3445.535	6.16	31.46	36.12	37.41	38.91	68.20	-29.29	peak
4	4430.628	7.08	33.52	35.77	34.70	39.53	68.20	-28.67	peak
5	11650.000	13.03	37.80	37.65	36.59	49.77	74.00	-24.23	peak
6	17475.000	14.84	43.39	37.58	30.13	50.78	68.20	-17.42	peak



Test Mode: 12; Polarity: Vertical; Modulation:802.11ac; Bandwidth:20MHz; Channel:High

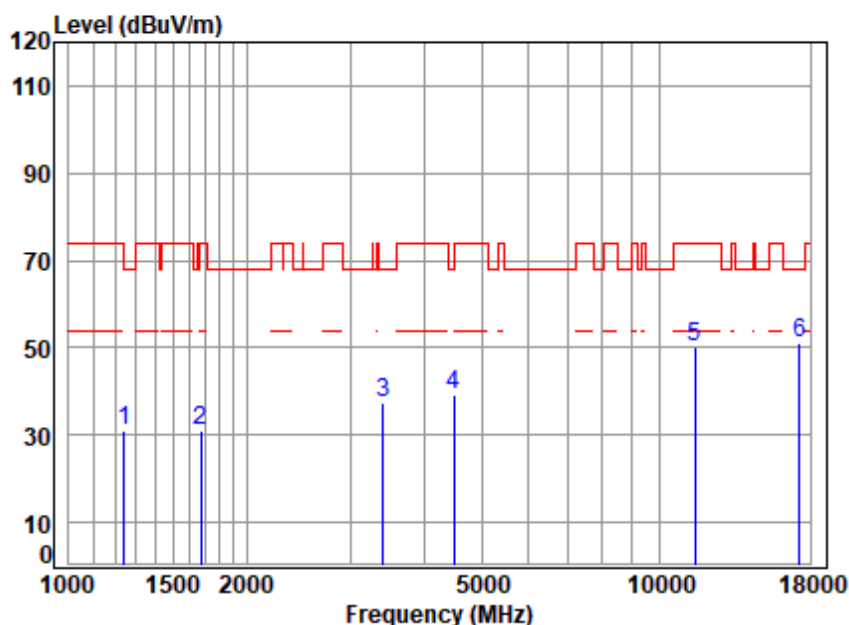


Site : chamber
 Condition: 3m VERTICAL
 Job No : 03031AT
 Mode : 5825 TX RSE
 Note : 5G WIFI 11AC20

	Freq	Cable Loss	Ant Factor	Preamp Factor	Read Level	Level	Limit	Over	Remark
	MHz	dB	dB/m	dB	dBuV	dBuV/m	dBuV/m	dB	
1	1224.247	3.62	26.55	38.34	39.46	31.29	74.00	-42.71	peak
2	1672.779	4.30	27.56	38.41	37.44	30.89	74.00	-43.11	peak
3	3366.778	6.06	31.25	36.12	36.52	37.71	68.20	-30.49	peak
4	4443.453	7.09	33.54	35.77	35.19	40.05	68.20	-28.15	peak
5	11650.000	13.03	37.80	37.65	36.26	49.44	74.00	-24.56	peak
6	17475.000	14.84	43.39	37.58	30.08	50.73	68.20	-17.47	peak



Test Mode: 12; Polarity: Horizontal; Modulation:802.11ac; Bandwidth:40MHz; Channel:Low

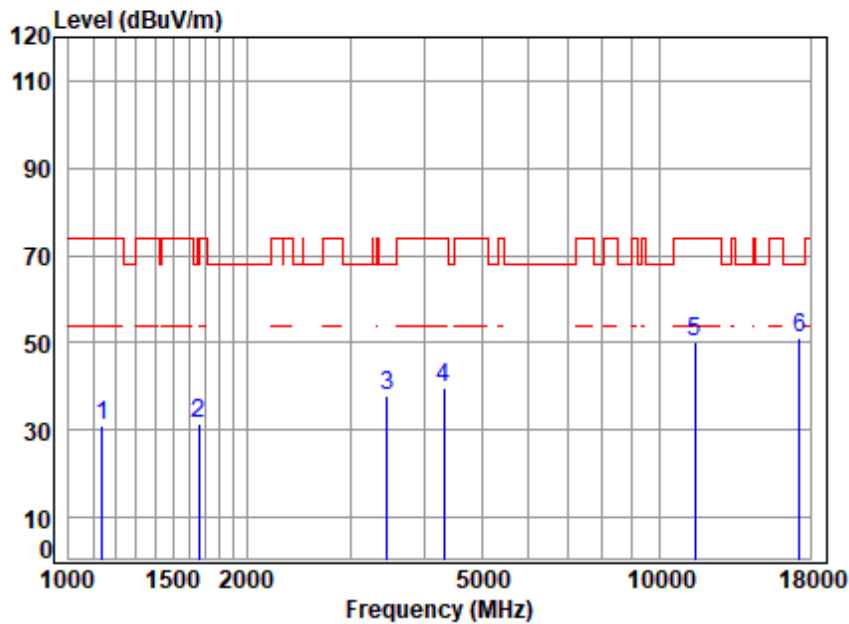


Site : chamber
Condition: 3m HORIZONTAL
Job No : 03031AT
Mode : 5755 TX RSE
Note : 5G WIFI 11AC40

	Freq	Cable Loss	Ant Factor	Preamp Factor	Read Level	Level	Limit	Over Limit	Remark
	MHz	dB	dB/m	dB	dBuV	dBuV/m	dBuV/m	dB	
1	1242.068	3.66	26.57	38.35	38.95	30.83	68.20	-37.37	peak
2	1672.779	4.30	27.56	38.41	37.64	31.09	74.00	-42.91	peak
3	3405.929	6.11	31.35	36.12	36.20	37.54	68.20	-30.66	peak
4	4482.150	7.11	33.58	35.74	34.51	39.46	68.20	-28.74	peak
5	11510.000	13.00	37.80	37.69	37.16	50.27	74.00	-23.73	peak
6	17265.000	14.72	43.26	37.55	30.54	50.97	68.20	-17.23	peak



Test Mode: 12; Polarity: Vertical; Modulation:802.11ac; Bandwidth:40MHz; Channel:Low

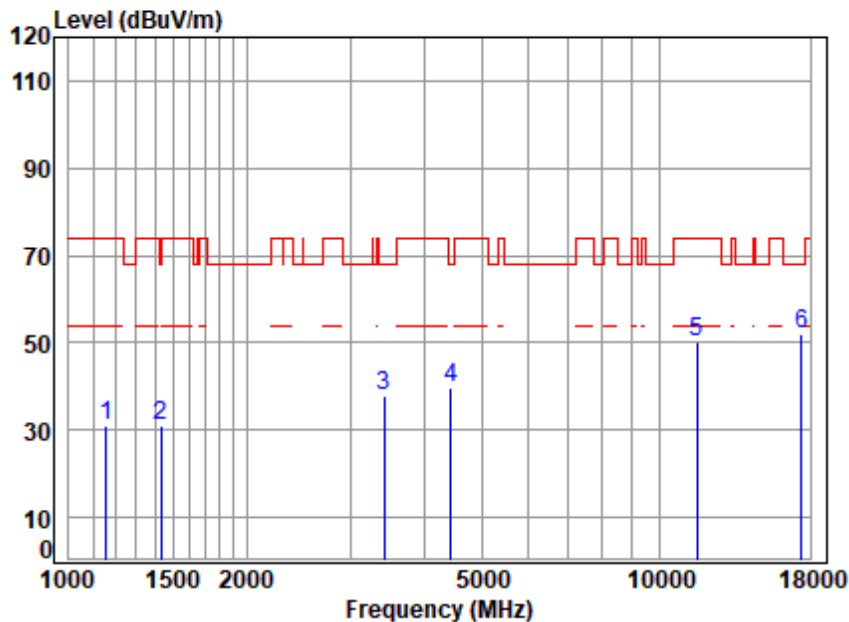


Site : chamber
Condition: 3m VERTICAL
Job No : 03031AT
Mode : 5755 TX RSE
Note : 5G WIFI 11AC40

	Freq	Cable Loss	Ant Factor	Preamp Factor	Read Level	Level	Limit Line	Over Limit	Remark
	MHz	dB	dB/m	dB	dBuV	dBuV/m	dBuV/m	dB	
1	1138.904	3.47	26.46	38.33	39.42	31.02	74.00	-42.98	peak
2	1663.137	4.28	27.52	38.41	38.06	31.45	74.00	-42.55	peak
3	3455.508	6.17	31.48	36.12	36.36	37.89	68.20	-30.31	peak
4	4316.859	7.00	33.39	35.86	35.03	39.56	74.00	-34.44	peak
5	11510.000	13.00	37.80	37.69	37.25	50.36	74.00	-23.64	peak
6	17265.000	14.72	43.26	37.55	30.68	51.11	68.20	-17.09	peak



Test Mode: 12; Polarity: Horizontal; Modulation:802.11ac; Bandwidth:40MHz; Channel:High

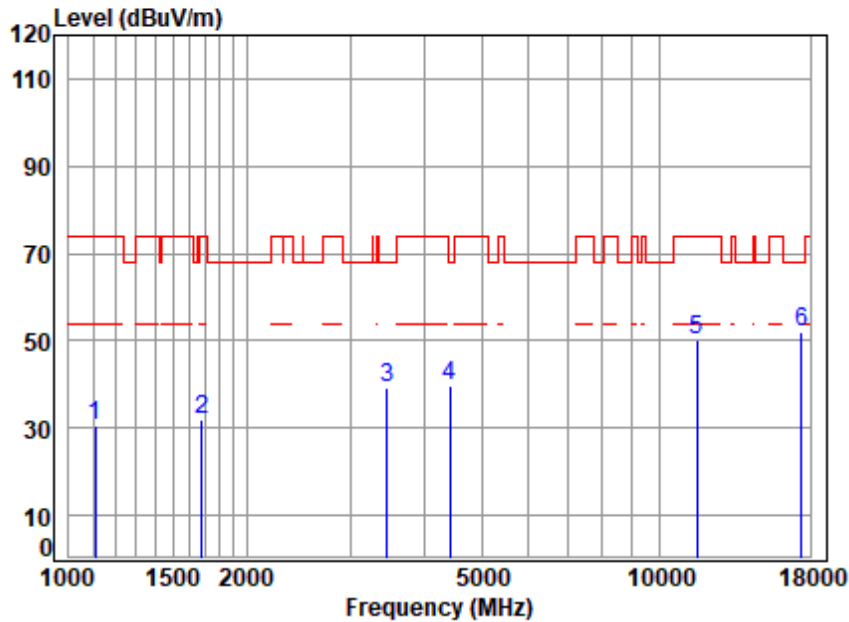


Site : chamber
Condition: 3m HORIZONTAL
Job No : 03031AT
Mode : 5795 TX RSE
Note : 5G WIFI 11AC40

	Freq	Cable Loss	Ant Factor	Preamp Factor	Read Level	Level	Limit Line	Over Limit	Remark
	MHz	dB	dB/m	dB	dBuV	dBuV/m	dBuV/m	dB	
1	1158.828	3.51	26.48	38.33	39.30	30.96	74.00	-43.04	peak
2	1431.047	3.96	26.74	38.38	38.76	31.08	68.20	-37.12	peak
3	3425.675	6.13	31.41	36.12	36.35	37.77	68.20	-30.43	peak
4	4430.628	7.08	33.52	35.77	34.93	39.76	68.20	-28.44	peak
5	11590.000	13.01	37.80	37.67	36.84	49.98	74.00	-24.02	peak
6	q17385.000	14.79	43.33	37.57	31.44	51.99	68.20	-16.21	peak



Test Mode: 12; Polarity: Vertical; Modulation:802.11ac; Bandwidth:40MHz; Channel:High

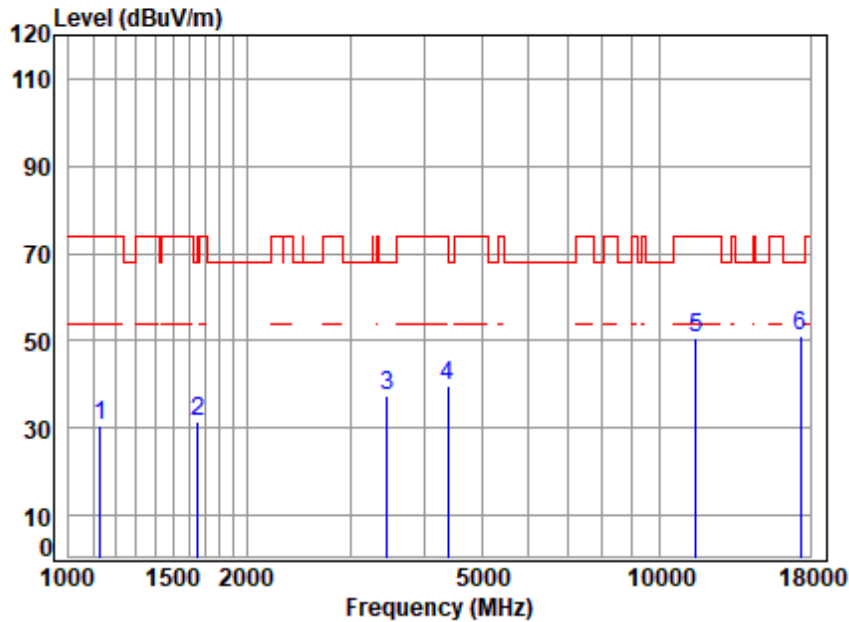


Site : chamber
Condition: 3m VERTICAL
Job No : 03031AT
Mode : 5795 TX RSE
Note : 5G WIFI 11AC40

	Freq	Cable Loss	Ant Factor	Preamp Factor	Read Level	Level	Limit Line	Over Limit	Remark
	MHz	dB	dB/m	dB	dBuV	dBuV/m	dBuV/m	dB	
1	1109.660	3.41	26.43	38.32	39.24	30.76	74.00	-43.24	peak
2	1677.621	4.30	27.58	38.41	38.25	31.72	74.00	-42.28	peak
3	3465.510	6.18	31.51	36.12	37.62	39.19	68.20	-29.01	peak
4	4417.841	7.07	33.51	35.78	34.73	39.53	68.20	-28.67	peak
5	11590.000	13.01	37.80	37.67	37.12	50.26	74.00	-23.74	peak
6	q17385.000	14.79	43.33	37.57	31.44	51.99	68.20	-16.21	peak



Test Mode: 12; Polarity: Horizontal; Modulation:802.11ac; Bandwidth:80MHz; Channel:middle

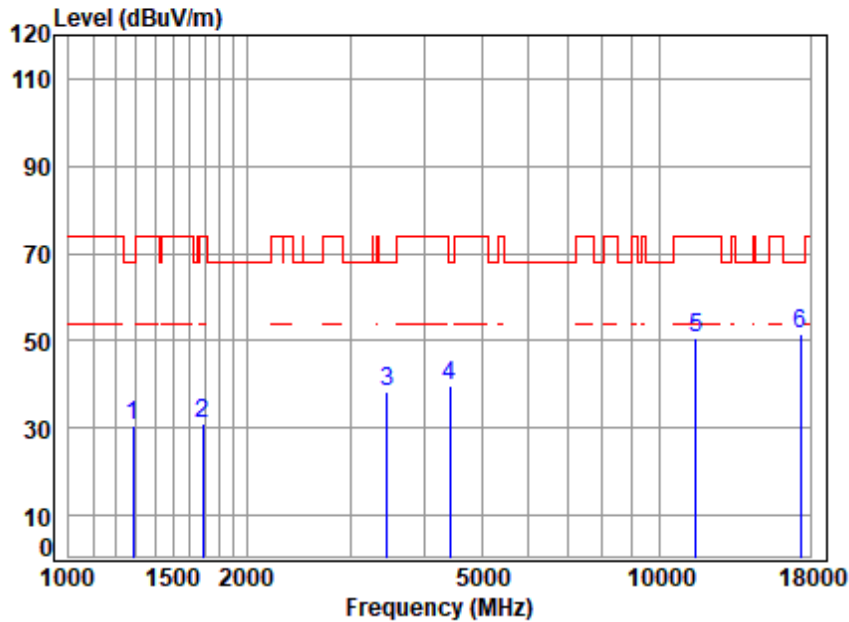


Site : chamber
Condition: 3m HORIZONTAL
Job No : 03031AT
Mode : 5775 TX RSE
Note : 5G WIFI 11AC80

		Cable	Ant	Preamp	Read		Limit	Over	
	Freq	Loss	Factor	Factor	Level	Level	Line	Limit	Remark
	MHz	dB	dB/m	dB	dBuV	dBuV/m	dBuV/m	dB	
1	1129.072	3.45	26.45	38.33	39.18	30.75	74.00	-43.25	peak
2	1653.550	4.27	27.48	38.41	37.99	31.33	68.20	-36.87	peak
3	3465.510	6.18	31.51	36.12	36.06	37.63	68.20	-30.57	peak
4	4379.699	7.04	33.46	35.81	35.01	39.70	74.00	-34.30	peak
5	11550.000	13.01	37.80	37.68	37.54	50.67	74.00	-23.33	peak
6	q17325.000	14.76	43.30	37.56	30.65	51.15	68.20	-17.05	peak



Test Mode: 12; Polarity: Vertical; Modulation:802.11ac; Bandwidth:80MHz; Channel:middle

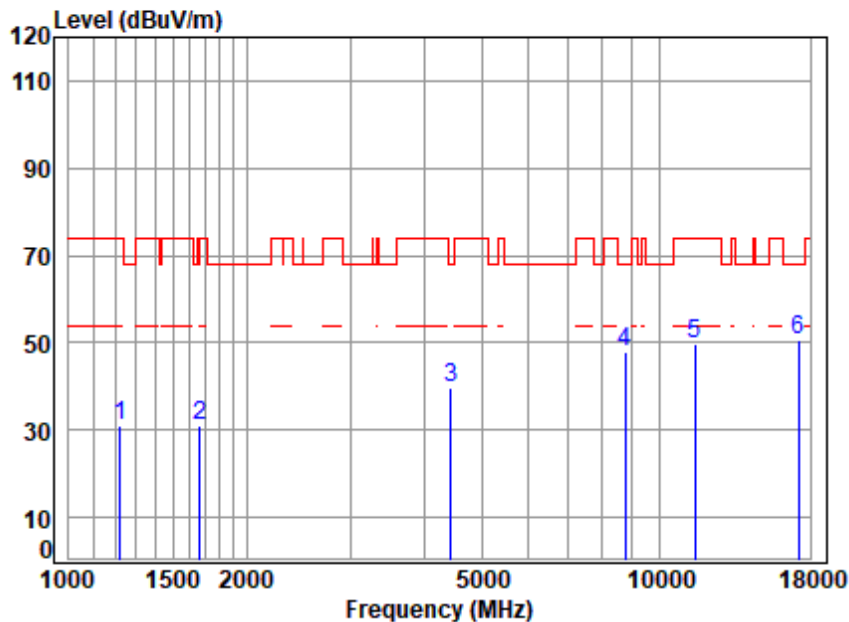


Site : chamber
Condition: 3m VERTICAL
Job No : 03031AT
Mode : 5775 TX RSE
Note : 5G WIFI 11AC80

	Freq	Cable Loss	Ant Factor	Preamp Factor	Read Level	Level	Limit Line	Over Limit	Remark
	MHz	dB	dB/m	dB	dBuV	dBuV/m	dBuV/m	dB	
1	1285.904	3.73	26.61	38.35	38.44	30.43	68.20	-37.77	peak
2	1687.347	4.31	27.62	38.41	37.68	31.20	74.00	-42.80	peak
3	3455.508	6.17	31.48	36.12	36.74	38.27	68.20	-29.93	peak
4	4417.841	7.07	33.51	35.78	34.82	39.62	68.20	-28.58	peak
5	11550.000	13.01	37.80	37.68	37.44	50.57	74.00	-23.43	peak
6	q17325.000	14.76	43.30	37.56	31.08	51.58	68.20	-16.62	peak



Test Mode: 12; Polarity: Horizontal; Modulation:802.11ax(Full RU0); Bandwidth:20MHz; Channel:Low



Site : chamber
Condition: 3m HORIZONTAL
Job No : 03031AT
Mode : 5745 TX RSE
Note : 5G WIFI 11AX20

	Freq	Cable Loss	Ant Factor	Preamp Factor	Read Level	Level	Limit Line	Over Limit	Remark
	MHz	dB	dB/m	dB	dBuV	dBuV/m	dBuV/m	dB	
1	1224.247	3.62	26.55	38.34	39.23	31.06	74.00	-42.94	peak
2	1667.951	4.29	27.54	38.41	37.42	30.84	74.00	-43.16	peak
3	4430.628	7.08	33.52	35.77	34.74	39.57	68.20	-28.63	peak
4	8764.146	11.51	36.81	37.37	37.00	47.95	68.20	-20.25	peak
5	11490.000	13.00	37.79	37.69	36.54	49.64	74.00	-24.36	peak
6	17235.000	14.70	43.24	37.55	30.41	50.80	68.20	-17.40	peak



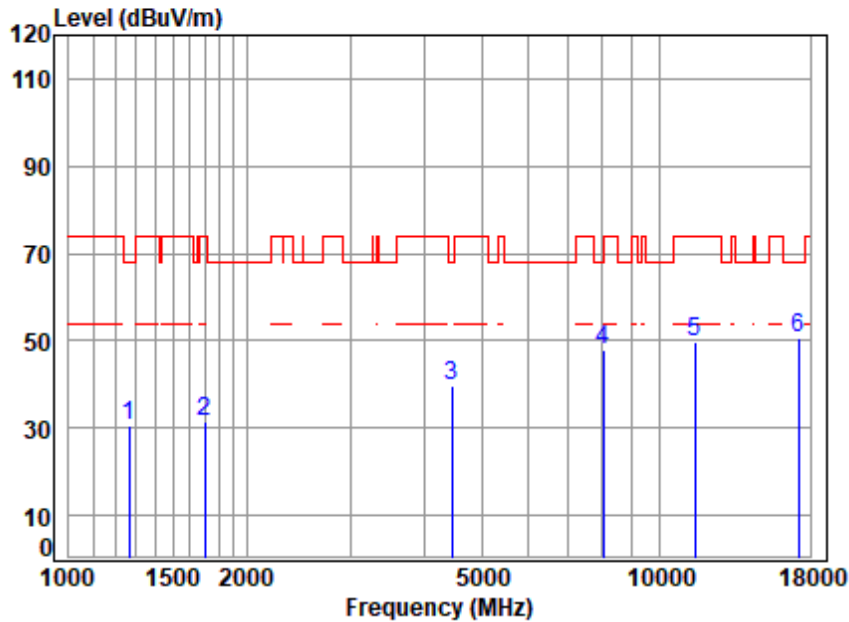
SGS-CSTC Standards Technical Services Co., Ltd. Shenzhen Branch

SZEMC-TRF-01 Rev. A/0 Aug01,2022

Report No.: SZCR230900303105

Page: 110 of 362

Test Mode: 12; Polarity: Vertical; Modulation:802.11ax(Full RU0); Bandwidth:20MHz; Channel:Low



Site : chamber
Condition: 3m VERTICAL
Job No : 03031AT
Mode : 5745 TX RSE
Note : 5G WIFI 11AX20

	Freq	Cable Loss	Ant Factor	Preamp Factor	Read Level	Level	Limit Line	Over Limit	Remark
	MHz	dB	dB/m	dB	dBuV	dBuV/m	dBuV/m	dB	
1	1263.796	3.69	26.59	38.35	38.68	30.61	68.20	-37.59	peak
2	1697.129	4.33	27.66	38.41	37.80	31.38	74.00	-42.62	peak
3	4456.315	7.09	33.55	35.76	34.95	39.83	68.20	-28.37	peak
4	8036.214	10.17	36.42	36.60	37.99	47.98	74.00	-26.02	peak
5	11490.000	13.00	37.79	37.69	36.53	49.63	74.00	-24.37	peak
6	q17235.000	14.70	43.24	37.55	30.19	50.58	68.20	-17.62	peak



SGS-CSTC Standards Technical Services Co., Ltd.
Shenzhen Branch Inspection & Testing Services

Unless otherwise agreed in writing, this document is issued by the Company subject to its General Conditions of Service printed overleaf, available on request or accessible at <https://www.sgs.com/en/Terms-and-Conditions>. Attention is drawn to the limitation of liability, indemnification and jurisdiction issues defined therein. Any holder of this document is advised that information contained hereon reflects the Company's findings at the time of its intervention only and within the limits of Client's instructions, if any. The Company's sole responsibility is to its Client and this document does not exonerate parties to a transaction from exercising all their rights and obligations under the transaction documents. This document cannot be reproduced except in full, without prior written approval of the Company. Any unauthorized alteration, forgery or falsification of the content or appearance of this document is unlawful and offenders may be prosecuted to the fullest extent of the law. Unless otherwise stated the results shown in this test report refer only to the sample(s) tested and such sample(s) are retained for 30 days only.

Attention: To check the authenticity of testing /inspection report & certificate, please contact us at telephone: (86-755) 8307 1443, or email: CN.Doccheck@sgs.com

No.1 Workshop, M-10, Middle Section, Science & Technology Park, Nanshan District, Shenzhen, Guangdong, China 518057 t (86-755) 26012053 f (86-755) 26710594 www.sgs.com.cn
中国·广东·深圳市南山区科技园中区M-10栋1号厂房 邮编: 518057 t (86-755) 26012053 f (86-755) 26710594 sgs.china@sgs.com

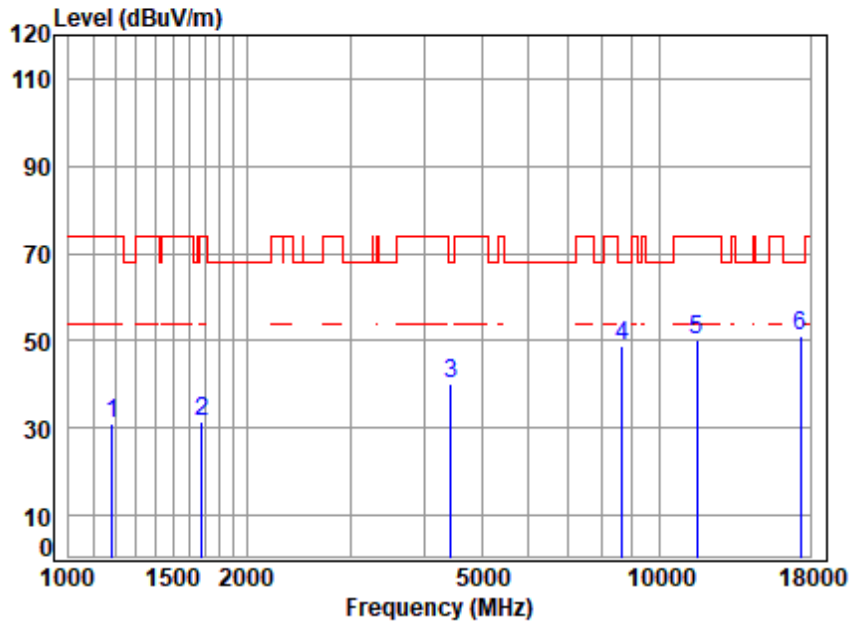
SGS-CSTC Standards Technical Services Co., Ltd. Shenzhen Branch

SZEMC-TRF-01 Rev. A/0 Aug01,2022

Report No.: SZCR230900303105

Page: 111 of 362

Test Mode: 12; Polarity: Horizontal; Modulation:802.11ax(Full RU0); Bandwidth:20MHz; Channel:middle



Site : chamber
Condition: 3m HORIZONTAL
Job No : 03031AT
Mode : 5785 TX RSE
Note : 5G WIFI 11AX20

	Freq	Cable Loss	Ant Factor	Preamp Factor	Read Level	Level	Limit	Over Limit	Remark
	MHz	dB	dB/m	dB	dBuV	dBuV/m	dBuV/m	dB	
1	1185.936	3.56	26.51	38.34	39.21	30.94	74.00	-43.06	peak
2	1677.621	4.30	27.58	38.41	38.07	31.54	74.00	-42.46	peak
3	4443.453	7.09	33.54	35.77	35.11	39.97	68.20	-28.23	peak
4	8638.399	11.29	36.76	37.24	37.83	48.64	68.20	-19.56	peak
5	11570.000	13.01	37.80	37.67	36.84	49.98	74.00	-24.02	peak
6	17355.000	14.77	43.31	37.56	30.78	51.30	68.20	-16.90	peak



SGS-CSTC Standards Technical Services Co., Ltd.
Shenzhen Branch Inspection & Testing Laboratory

Unless otherwise agreed in writing, this document is issued by the Company subject to its General Conditions of Service printed overleaf, available on request or accessible at <https://www.sgs.com/en/Terms-and-Conditions>. Attention is drawn to the limitation of liability, indemnification and jurisdiction issues defined therein. Any holder of this document is advised that information contained hereon reflects the Company's findings at the time of its intervention only and within the limits of Client's instructions, if any. The Company's sole responsibility is to its Client and this document does not exonerate parties to a transaction from exercising all their rights and obligations under the transaction documents. This document cannot be reproduced except in full, without prior written approval of the Company. Any unauthorized alteration, forgery or falsification of the content or appearance of this document is unlawful and offenders may be prosecuted to the fullest extent of the law. Unless otherwise stated the results shown in this test report refer only to the sample(s) tested and such sample(s) are retained for 30 days only.

Attention: To check the authenticity of testing /inspection report & certificate, please contact us at telephone: (86-755) 8307 1443, or email: CN.Doccheck@sgs.com

No.1 Workshop, M-10, Middle Section, Science & Technology Park, Nanshan District, Shenzhen, Guangdong, China 518057 t (86-755) 26012053 f (86-755) 26710594 www.sgs.com.cn
中国·广东·深圳市南山区科技园中区M-10栋1号厂房 邮编: 518057 t (86-755) 26012053 f (86-755) 26710594 sgs.china@sgs.com

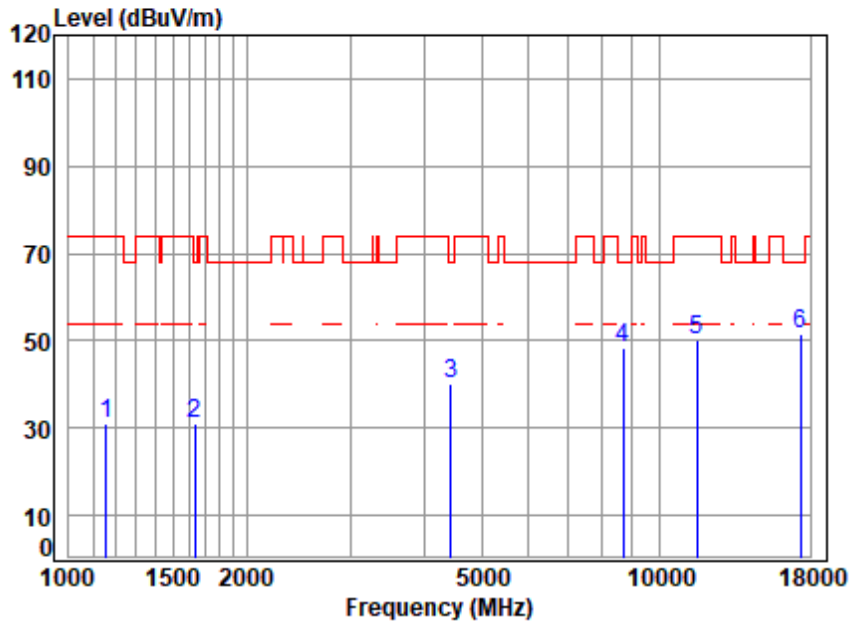
SGS-CSTC Standards Technical Services Co., Ltd. Shenzhen Branch

SZEMC-TRF-01 Rev. A/0 Aug01,2022

Report No.: SZCR230900303105

Page: 112 of 362

Test Mode: 12; Polarity: Vertical; Modulation:802.11ax(Full RU0); Bandwidth:20MHz; Channel:middle



Site : chamber
Condition: 3m VERTICAL
Job No : 03031AT
Mode : 5785 TX RSE
Note : 5G WIFI 11AX20

	Freq	Cable Loss	Ant Factor	Preamp Factor	Read Level	Level	Limit Line	Over Limit	Remark
	MHz	dB	dB/m	dB	dBuV	dBuV/m	dBuV/m	dB	
1	1158.828	3.51	26.48	38.33	39.54	31.20	74.00	-42.80	peak
2	1634.543	4.25	27.40	38.41	38.01	31.25	68.20	-36.95	peak
3	4443.453	7.09	33.54	35.77	35.13	39.99	68.20	-28.21	peak
4	8688.480	11.38	36.78	37.30	37.57	48.43	68.20	-19.77	peak
5	11570.000	13.01	37.80	37.67	37.18	50.32	74.00	-23.68	peak
6	17355.000	14.77	43.31	37.56	30.85	51.37	68.20	-16.83	peak



SGS-CSTC Standards Technical Services Co., Ltd.
Shenzhen Branch

Unless otherwise agreed in writing, this document is issued by the Company subject to its General Conditions of Service printed overleaf, available on request or accessible at <https://www.sgs.com/en/Terms-and-Conditions>. Attention is drawn to the limitation of liability, indemnification and jurisdiction issues defined therein. Any holder of this document is advised that information contained hereon reflects the Company's findings at the time of its intervention only and within the limits of Client's instructions, if any. The Company's sole responsibility is to its Client and this document does not exonerate parties to a transaction from exercising all their rights and obligations under the transaction documents. This document cannot be reproduced except in full, without prior written approval of the Company. Any unauthorized alteration, forgery or falsification of the content or appearance of this document is unlawful and offenders may be prosecuted to the fullest extent of the law. Unless otherwise stated the results shown in this test report refer only to the sample(s) tested and such sample(s) are retained for 30 days only.

Attention: To check the authenticity of testing /inspection report & certificate, please contact us at telephone: (86-755) 8307 1443, or email: CN.Doccheck@sgs.com

No.1 Workshop, M-10, Middle Section, Science & Technology Park, Nanshan District, Shenzhen, Guangdong, China 518057 t (86-755) 26012053 f (86-755) 26710594 www.sgs.com.cn
中国·广东·深圳市南山区科技园中区M-10栋1号厂房 邮编: 518057 t (86-755) 26012053 f (86-755) 26710594 sgs.china@sgs.com

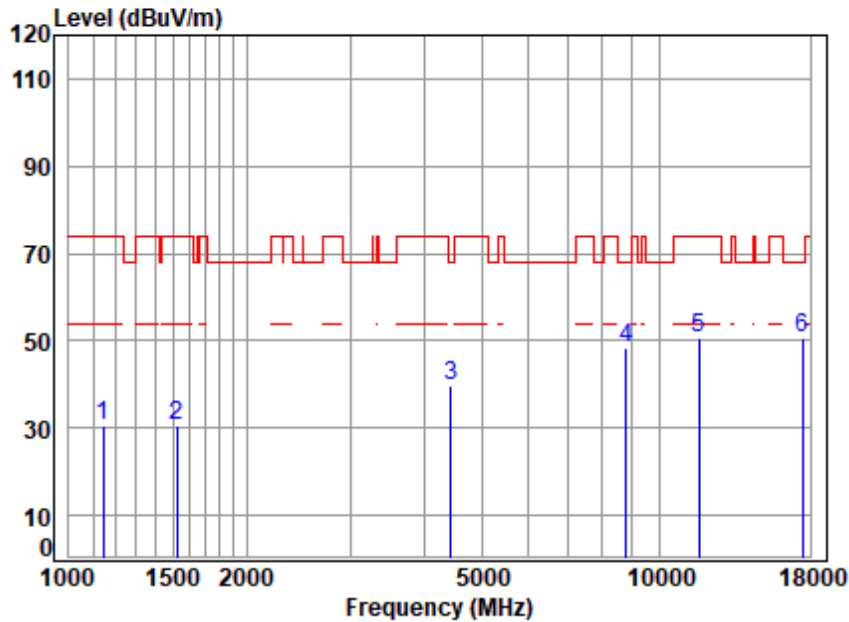
SGS-CSTC Standards Technical Services Co., Ltd. Shenzhen Branch

SZEMC-TRF-01 Rev. A/0 Aug01,2022

Report No.: SZCR230900303105

Page: 113 of 362

Test Mode: 12; Polarity: Horizontal; Modulation:802.11ax(Full RU0); Bandwidth:20MHz; Channel:High



Site : chamber
Condition: 3m HORIZONTAL
Job No : 03031AT
Mode : 5825 TX RSE
Note : 5G WIFI 11AX20

	Freq	Cable Loss	Ant Factor	Preamp Factor	Read Level	Level	Limit	Over Limit	Remark
	MHz	dB	dB/m	dB	dBuV	dBuV/m	dBuV/m	dB	
1	1145.507	3.48	26.47	38.33	39.13	30.75	74.00	-43.25	peak
2	1525.000	4.10	26.91	38.39	38.16	30.78	74.00	-43.22	peak
3	4430.628	7.08	33.52	35.77	34.98	39.81	68.20	-28.39	peak
4	8789.516	11.55	36.82	37.40	37.24	48.21	68.20	-19.99	peak
5	11650.000	13.03	37.80	37.65	37.24	50.42	74.00	-23.58	peak
6	17475.000	14.84	43.39	37.58	30.06	50.71	68.20	-17.49	peak



SGS-CSTC Standards Technical Services Co., Ltd.
Shenzhen Branch

Unless otherwise agreed in writing, this document is issued by the Company subject to its General Conditions of Service printed overleaf, available on request or accessible at <https://www.sgs.com/en/Terms-and-Conditions>. Attention is drawn to the limitation of liability, indemnification and jurisdiction issues defined therein. Any holder of this document is advised that information contained hereon reflects the Company's findings at the time of its intervention only and within the limits of Client's instructions, if any. The Company's sole responsibility is to its Client and this document does not exonerate parties to a transaction from exercising all their rights and obligations under the transaction documents. This document cannot be reproduced except in full, without prior written approval of the Company. Any unauthorized alteration, forgery or falsification of the content or appearance of this document is unlawful and offenders may be prosecuted to the fullest extent of the law. Unless otherwise stated the results shown in this test report refer only to the sample(s) tested and such sample(s) are retained for 30 days only.

Attention: To check the authenticity of testing /inspection report & certificate, please contact us at telephone: (86-755) 8307 1443, or email: CN.Doccheck@sgs.com

No.1 Workshop, M-10, Middle Section, Science & Technology Park, Nanshan District, Shenzhen, Guangdong, China 518057 t (86-755) 26012053 f (86-755) 26710594 www.sgs.com.cn
中国·广东·深圳市南山区科技园中区M-10栋1号厂房 邮编: 518057 t (86-755) 26012053 f (86-755) 26710594 sgs.china@sgs.com

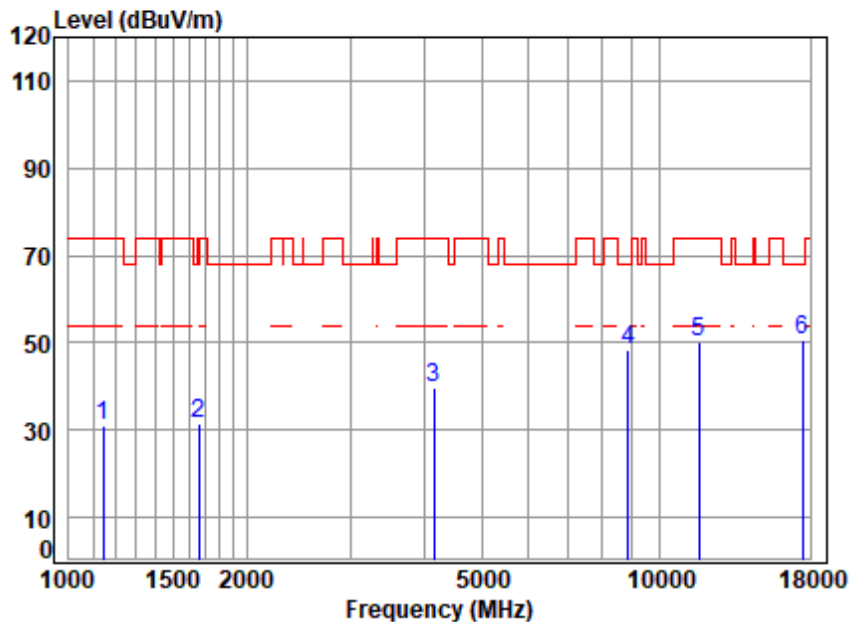
SGS-CSTC Standards Technical Services Co., Ltd. Shenzhen Branch

SZEMC-TRF-01 Rev. A/0 Aug01,2022

Report No.: SZCR230900303105

Page: 114 of 362

Test Mode: 12; Polarity: Vertical; Modulation:802.11ax(Full RU0); Bandwidth:20MHz; Channel:High



Site : chamber
Condition: 3m VERTICAL
Job No : 03031AT
Mode : 5825 TX RSE
Note : 5G WIFI 11AX20

		Cable	Ant	Preamp	Read		Limit	Over	
	Freq	Loss	Factor	Factor	Level	Level	Line	Limit	Remark
	MHz	dB	dB/m	dB	dBuV	dBuV/m	dBuV/m	dB	
1	1142.201	3.48	26.46	38.33	39.38	30.99	74.00	-43.01	peak
2	1663.137	4.28	27.52	38.41	38.01	31.40	74.00	-42.60	peak
3	4157.664	6.89	33.20	35.98	35.76	39.87	74.00	-34.13	peak
4	8840.473	11.64	36.84	37.45	37.21	48.24	68.20	-19.96	peak
5	11650.000	13.03	37.80	37.65	36.97	50.15	74.00	-23.85	peak
6	q17475.000	14.84	43.39	37.58	29.83	50.48	68.20	-17.72	peak



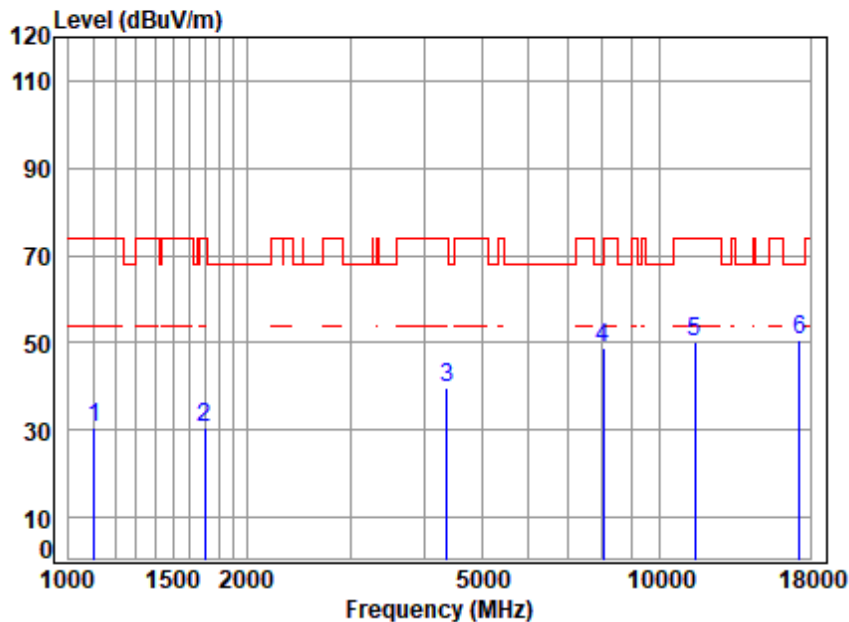
SGS-CSTC Standards Technical Services Co., Ltd.
Shenzhen Branch

Unless otherwise agreed in writing, this document is issued by the Company subject to its General Conditions of Service printed overleaf, available on request or accessible at <https://www.sgs.com/en/Terms-and-Conditions>. Attention is drawn to the limitation of liability, indemnification and jurisdiction issues defined therein. Any holder of this document is advised that information contained hereon reflects the Company's findings at the time of its intervention only and within the limits of Client's instructions, if any. The Company's sole responsibility is to its Client and this document does not exonerate parties to a transaction from exercising all their rights and obligations under the transaction documents. This document cannot be reproduced except in full, without prior written approval of the Company. Any unauthorized alteration, forgery or falsification of the content or appearance of this document is unlawful and offenders may be prosecuted to the fullest extent of the law. Unless otherwise stated the results shown in this test report refer only to the sample(s) tested and such sample(s) are retained for 30 days only.

Attention: To check the authenticity of testing /inspection report & certificate, please contact us at telephone: (86-755) 8307 1443, or email: CN.Doccheck@sgs.com

No.1 Workshop, M-10, Middle Section, Science & Technology Park, Nanshan District, Shenzhen, Guangdong, China 518057 t (86-755) 26012053 f (86-755) 26710594 www.sgs.com.cn
中国·广东·深圳市南山区科技园中区M-10栋1号厂房 邮编: 518057 t (86-755) 26012053 f (86-755) 26710594 sgs.china@sgs.com

Test Mode: 12; Polarity: Horizontal; Modulation:802.11ax(Full RU0); Bandwidth:40MHz; Channel:Low



Site : chamber
Condition: 3m HORIZONTAL
Job No : 03031AT
Mode : 5755 TX RSE
Note : 5G WIFI 11AX40

	Freq	Cable Loss	Ant Factor	Preamp Factor	Read Level	Level	Limit Line	Over Limit	Remark
	MHz	dB	dB/m	dB	dBuV	dBuV/m	dBuV/m	dB	
1	1103.264	3.40	26.42	38.32	39.13	30.63	74.00	-43.37	peak
2	1697.129	4.33	27.66	38.41	37.05	30.63	74.00	-43.37	peak
3	4367.058	7.04	33.45	35.82	35.17	39.84	74.00	-34.16	peak
4	8036.214	10.17	36.42	36.60	38.99	48.98	74.00	-25.02	peak
5	11510.000	13.00	37.80	37.69	37.17	50.28	74.00	-23.72	peak
6	17265.000	14.72	43.26	37.55	30.19	50.62	68.20	-17.58	peak



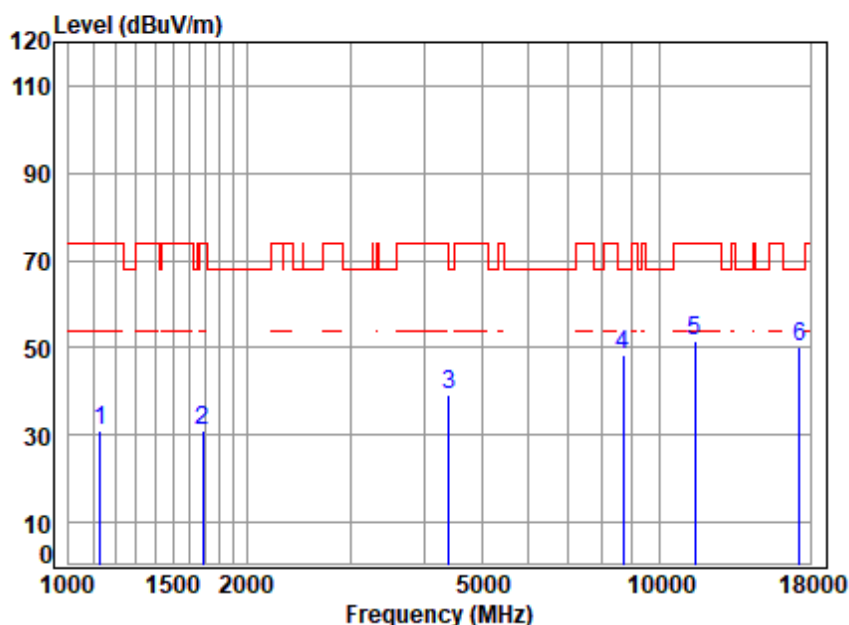
SGS-CSTC Standards Technical Services Co., Ltd. Shenzhen Branch

SZEMC-TRF-01 Rev. A/0 Aug01,2022

Report No.: SZCR230900303105

Page: 116 of 362

Test Mode: 12; Polarity: Vertical; Modulation:802.11ax(Full RU0); Bandwidth:40MHz; Channel:Low



Site : chamber
Condition: 3m VERTICAL
Job No : 03031AT
Mode : 5755 TX RSE
Note : 5G WIFI 11AX40

	Freq	Cable Loss	Ant Factor	Preamp Factor	Read Level	Level	Limit Line	Over Limit	Remark
	MHz	dB	dB/m	dB	dBuV	dBuV/m	dBuV/m	dB	
1	1129.072	3.45	26.45	38.33	39.36	30.93	74.00	-43.07	peak
2	1687.347	4.31	27.62	38.41	37.41	30.93	74.00	-43.07	peak
3	4405.090	7.06	33.49	35.79	34.71	39.47	68.20	-28.73	peak
4	8688.480	11.38	36.78	37.30	37.28	48.14	68.20	-20.06	peak
5	11510.000	13.00	37.80	37.69	38.53	51.64	74.00	-22.36	peak
6	17265.000	14.72	43.26	37.55	29.78	50.21	68.20	-17.99	peak



SGS-CSTC Standards Technical Services Co., Ltd.
Shenzhen Branch

Unless otherwise agreed in writing, this document is issued by the Company subject to its General Conditions of Service printed overleaf, available on request or accessible at <https://www.sgs.com/en/Terms-and-Conditions>. Attention is drawn to the limitation of liability, indemnification and jurisdiction issues defined therein. Any holder of this document is advised that information contained hereon reflects the Company's findings at the time of its intervention only and within the limits of Client's instructions, if any. The Company's sole responsibility is to its Client and this document does not exonerate parties to a transaction from exercising all their rights and obligations under the transaction documents. This document cannot be reproduced except in full, without prior written approval of the Company. Any unauthorized alteration, forgery or falsification of the content or appearance of this document is unlawful and offenders may be prosecuted to the fullest extent of the law. Unless otherwise stated the results shown in this test report refer only to the sample(s) tested and such sample(s) are retained for 30 days only.

Attention: To check the authenticity of testing /inspection report & certificate, please contact us at telephone: (86-755) 8307 1443, or email: CN.Doccheck@sgs.com

No.1 Workshop, M-10, Middle Section, Science & Technology Park, Nanshan District, Shenzhen, Guangdong, China 518057 t (86-755) 26012053 f (86-755) 26710594 www.sgs.com.cn
中国·广东·深圳市南山区科技园中区M-10栋1号厂房 邮编: 518057 t (86-755) 26012053 f (86-755) 26710594 sgs.china@sgs.com

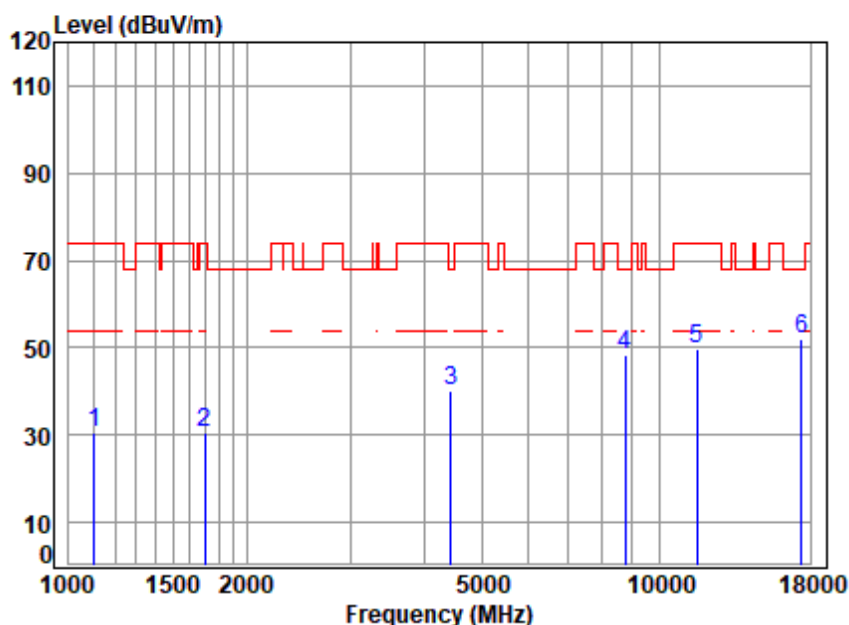
SGS-CSTC Standards Technical Services Co., Ltd. Shenzhen Branch

SZEMC-TRF-01 Rev. A/0 Aug01,2022

Report No.: SZCR230900303105

Page: 117 of 362

Test Mode: 12; Polarity: Horizontal; Modulation:802.11ax(Full RU0); Bandwidth:40MHz; Channel:High



Site : chamber
Condition: 3m HORIZONTAL
Job No : 03031AT
Mode : 5795 TX RSE
Note : 5G WIFI 11AX40

	Freq	Cable Loss	Ant Factor	Preamp Factor	Read Level	Level	Limit Line	Over Limit	Remark
	MHz	dB	dB/m	dB	dBuV	dBuV/m	dBuV/m	dB	
1	1103.264	3.40	26.42	38.32	39.05	30.55	74.00	-43.45	peak
2	1697.129	4.33	27.66	38.41	37.22	30.80	74.00	-43.20	peak
3	4443.453	7.09	33.54	35.77	35.08	39.94	68.20	-28.26	peak
4	8738.852	11.47	36.80	37.35	37.49	48.41	68.20	-19.79	peak
5	11590.000	13.01	37.80	37.67	36.71	49.85	74.00	-24.15	peak
6	q17385.000	14.79	43.33	37.57	31.36	51.91	68.20	-16.29	peak



SGS-CSTC Standards Technical Services Co., Ltd.
Shenzhen Branch

Unless otherwise agreed in writing, this document is issued by the Company subject to its General Conditions of Service printed overleaf, available on request or accessible at <https://www.sgs.com/en/Terms-and-Conditions>. Attention is drawn to the limitation of liability, indemnification and jurisdiction issues defined therein. Any holder of this document is advised that information contained hereon reflects the Company's findings at the time of its intervention only and within the limits of Client's instructions, if any. The Company's sole responsibility is to its Client and this document does not exonerate parties to a transaction from exercising all their rights and obligations under the transaction documents. This document cannot be reproduced except in full, without prior written approval of the Company. Any unauthorized alteration, forgery or falsification of the content or appearance of this document is unlawful and offenders may be prosecuted to the fullest extent of the law. Unless otherwise stated the results shown in this test report refer only to the sample(s) tested and such sample(s) are retained for 30 days only.

Attention: To check the authenticity of testing /inspection report & certificate, please contact us at telephone: (86-755) 8307 1443, or email: CN.Doccheck@sgs.com

No.1 Workshop, M-10, Middle Section, Science & Technology Park, Nanshan District, Shenzhen, Guangdong, China 518057 t (86-755) 26012053 f (86-755) 26710594 www.sgsgroup.com.cn
中国·广东·深圳市南山区科技园中区M-10栋1号厂房 邮编: 518057 t (86-755) 26012053 f (86-755) 26710594 sgs.china@sgs.com

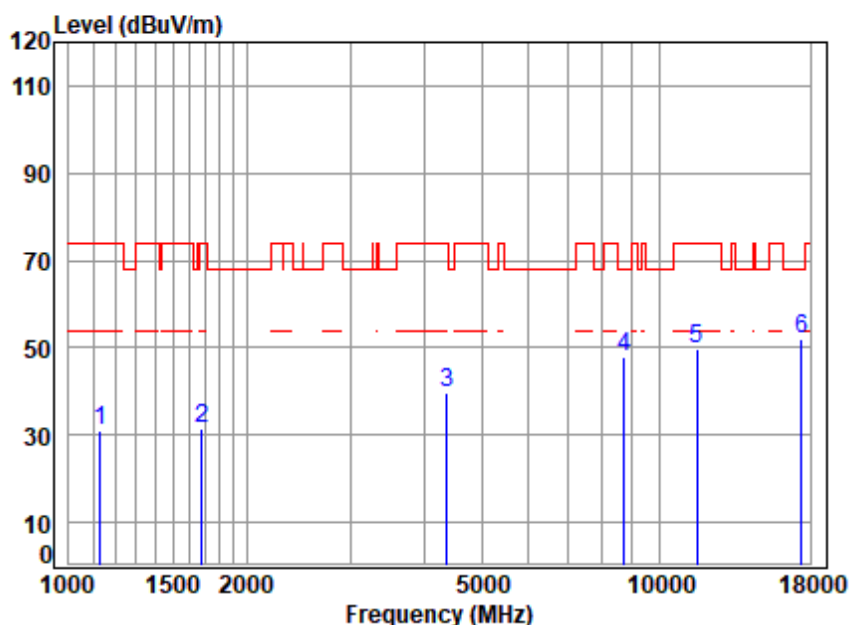
SGS-CSTC Standards Technical Services Co., Ltd. Shenzhen Branch

SZEMC-TRF-01 Rev. A/0 Aug01,2022

Report No.: SZCR230900303105

Page: 118 of 362

Test Mode: 12; Polarity: Vertical; Modulation:802.11ax(Full RU0); Bandwidth:40MHz; Channel:High



Site : chamber
Condition: 3m VERTICAL
Job No : 03031AT
Mode : 5795 TX RSE
Note : 5G WIFI 11AX40

	Freq	Cable Loss	Ant Factor	Preamp Factor	Read Level	Level	Limit Line	Over Limit	Remark
	MHz	dB	dB/m	dB	dBuV	dBuV/m	dBuV/m	dB	
1	1132.340	3.46	26.45	38.33	39.45	31.03	74.00	-42.97	peak
2	1677.621	4.30	27.58	38.41	38.11	31.58	74.00	-42.42	peak
3	4367.058	7.04	33.45	35.82	35.23	39.90	74.00	-34.10	peak
4	8713.630	11.42	36.79	37.32	37.06	47.95	68.20	-20.25	peak
5	11590.000	13.01	37.80	37.67	36.71	49.85	74.00	-24.15	peak
6	17385.000	14.79	43.33	37.57	31.28	51.83	68.20	-16.37	peak



SGS-CSTC Standards Technical Services Co., Ltd.
Shenzhen Branch

Unless otherwise agreed in writing, this document is issued by the Company subject to its General Conditions of Service printed overleaf, available on request or accessible at <https://www.sgs.com/en/Terms-and-Conditions>. Attention is drawn to the limitation of liability, indemnification and jurisdiction issues defined therein. Any holder of this document is advised that information contained hereon reflects the Company's findings at the time of its intervention only and within the limits of Client's instructions, if any. The Company's sole responsibility is to its Client and this document does not exonerate parties to a transaction from exercising all their rights and obligations under the transaction documents. This document cannot be reproduced except in full, without prior written approval of the Company. Any unauthorized alteration, forgery or falsification of the content or appearance of this document is unlawful and offenders may be prosecuted to the fullest extent of the law. Unless otherwise stated the results shown in this test report refer only to the sample(s) tested and such sample(s) are retained for 30 days only.

Attention: To check the authenticity of testing /inspection report & certificate, please contact us at telephone: (86-755) 8307 1443, or email: CN.Doccheck@sgs.com

No.1 Workshop, M-10, Middle Section, Science & Technology Park, Nanshan District, Shenzhen, Guangdong, China 518057 t (86-755) 26012053 f (86-755) 26710594 www.sgs.com.cn
中国·广东·深圳市南山区科技园中区M-10栋1号厂房 邮编: 518057 t (86-755) 26012053 f (86-755) 26710594 sgs.china@sgs.com

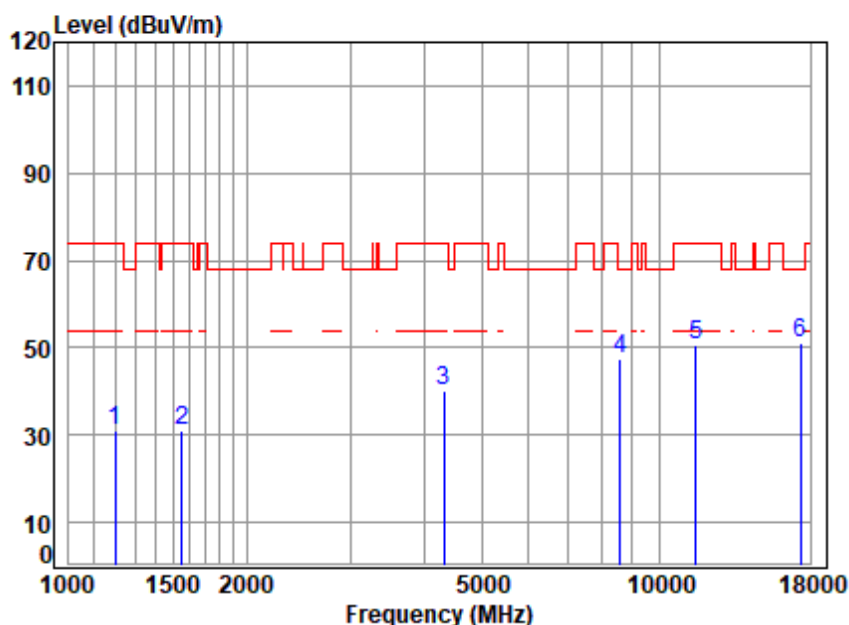
SGS-CSTC Standards Technical Services Co., Ltd. Shenzhen Branch

SZEMC-TRF-01 Rev. A/0 Aug01,2022

Report No.: SZCR230900303105

Page: 119 of 362

Test Mode: 12; Polarity: Horizontal; Modulation:802.11ax(Full RU0); Bandwidth:80MHz; Channel:middle



Site : chamber
Condition: 3m HORIZONTAL
Job No : 03031AT
Mode : 5775 TX RSE
Note : 5G WIFI 11AX80

	Freq	Cable Loss	Ant Factor	Preamp Factor	Read Level	Level	Limit	Over	Remark
	MHz	dB	dB/m	dB	dBuV	dBuV/m	dBuV/m	dB	
1	1196.264	3.58	26.52	38.34	39.23	30.99	74.00	-43.01	peak
2	1551.677	4.13	27.04	38.40	38.03	30.80	74.00	-43.20	peak
3	4316.859	7.00	33.39	35.86	35.47	40.00	74.00	-34.00	peak
4	8588.607	11.20	36.74	37.19	36.87	47.62	68.20	-20.58	peak
5	11550.000	13.01	37.80	37.68	37.72	50.85	74.00	-23.15	peak
6	q17325.000	14.76	43.30	37.56	30.60	51.10	68.20	-17.10	peak



SGS-CSTC Standards Technical Services Co., Ltd.
Shenzhen Branch

Unless otherwise agreed in writing, this document is issued by the Company subject to its General Conditions of Service printed overleaf, available on request or accessible at <https://www.sgs.com/en/Terms-and-Conditions>. Attention is drawn to the limitation of liability, indemnification and jurisdiction issues defined therein. Any holder of this document is advised that information contained hereon reflects the Company's findings at the time of its intervention only and within the limits of Client's instructions, if any. The Company's sole responsibility is to its Client and this document does not exonerate parties to a transaction from exercising all their rights and obligations under the transaction documents. This document cannot be reproduced except in full, without prior written approval of the Company. Any unauthorized alteration, forgery or falsification of the content or appearance of this document is unlawful and offenders may be prosecuted to the fullest extent of the law. Unless otherwise stated the results shown in this test report refer only to the sample(s) tested and such sample(s) are retained for 30 days only.

Attention: To check the authenticity of testing /inspection report & certificate, please contact us at telephone: (86-755) 8307 1443, or email: CN.Doccheck@sgs.com

No.1 Workshop, M-10, Middle Section, Science & Technology Park, Nanshan District, Shenzhen, Guangdong, China 518057 t (86-755) 26012053 f (86-755) 26710594 www.sgs.com.cn
中国·广东·深圳市南山区科技园中区M-10栋1号厂房 邮编: 518057 t (86-755) 26012053 f (86-755) 26710594 sgs.china@sgs.com

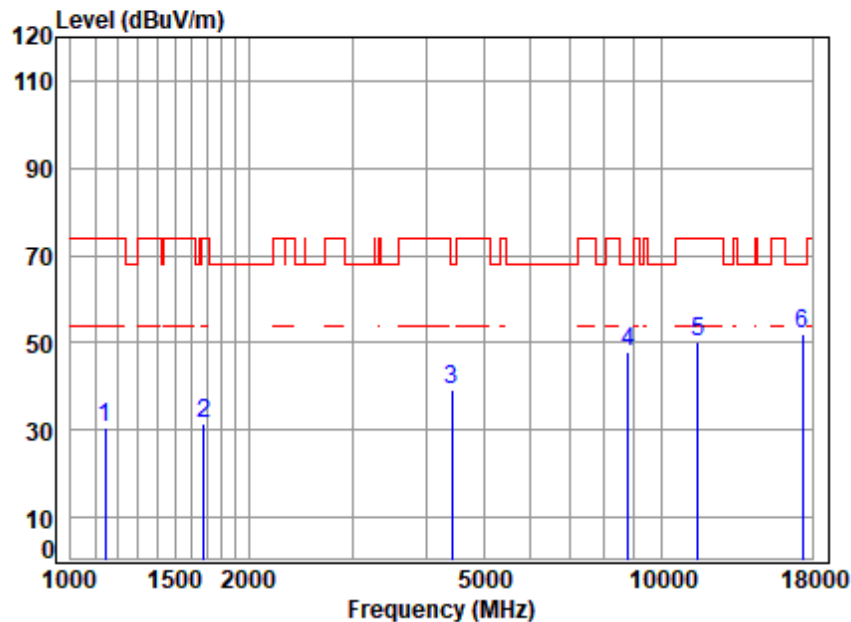
SGS-CSTC Standards Technical Services Co., Ltd. Shenzhen Branch

SZEMC-TRF-01 Rev. A/0 Aug01,2022

Report No.: SZCR230900303105

Page: 120 of 362

Test Mode: 12; Polarity: Vertical; Modulation:802.11ax(Full RU0); Bandwidth:80MHz; Channel:middle



Site : chamber
Condition: 3m VERTICAL
Job No : 03031AT
Mode : 5775 TX RSE
Note : 5G WIFI 11AX80

	Freq	Cable Loss	Ant Factor	Preamp Factor	Read Level	Level	Limit	Over	Remark
	MHz	dB	dB/m	dB	dBuV	dBuV/m	dBuV/m	dB	
1	1145.507	3.48	26.47	38.33	38.84	30.46	74.00	-43.54	peak
2	1682.477	4.31	27.60	38.41	38.10	31.60	74.00	-42.40	peak
3	4417.841	7.07	33.51	35.78	34.61	39.41	68.20	-28.79	peak
4	8789.516	11.55	36.82	37.40	37.00	47.97	68.20	-20.23	peak
5	11550.000	13.01	37.80	37.68	37.00	50.13	74.00	-23.87	peak
6	q17325.000	14.76	43.30	37.56	31.58	52.08	68.20	-16.12	peak



SGS-CSTC Standards Technical Services Co., Ltd.
Shenzhen Branch

Unless otherwise agreed in writing, this document is issued by the Company subject to its General Conditions of Service printed overleaf, available on request or accessible at <https://www.sgs.com/en/Terms-and-Conditions>. Attention is drawn to the limitation of liability, indemnification and jurisdiction issues defined therein. Any holder of this document is advised that information contained hereon reflects the Company's findings at the time of its intervention only and within the limits of Client's instructions, if any. The Company's sole responsibility is to its Client and this document does not exonerate parties to a transaction from exercising all their rights and obligations under the transaction documents. This document cannot be reproduced except in full, without prior written approval of the Company. Any unauthorized alteration, forgery or falsification of the content or appearance of this document is unlawful and offenders may be prosecuted to the fullest extent of the law. Unless otherwise stated the results shown in this test report refer only to the sample(s) tested and such sample(s) are retained for 30 days only.

Attention: To check the authenticity of testing /inspection report & certificate, please contact us at telephone: (86-755) 8307 1443, or email: CN.Doccheck@sgs.com

No.1 Workshop, M-10, Middle Section, Science & Technology Park, Nanshan District, Shenzhen, Guangdong, China 518057 t (86-755) 26012053 f (86-755) 26710594 www.sgs.com.cn
中国·广东·深圳市南山区科技园中区M-10栋1号厂房 邮编: 518057 t (86-755) 26012053 f (86-755) 26710594 sgs.china@sgs.com

7.10 Radiated Emissions which fall in the restricted bands

Test Requirement 47 CFR Part 15, Subpart C 15.209 & Subpart E 15.407(b)

Test Method: KDB 789033 D02 II G

Limit:

Frequency(MHz)	Field strength(microvolts/meter)	Measurement distance(meters)
0.009-0.490	2400/F(kHz)	300
0.490-1.705	24000/F(kHz)	30
1.705-30.0	30	30
30-88	100	3
88-216	150	3
216-960	200	3
Above 960	500	3

*(1) For transmitters operating in the 5.15-5.25 GHz band: All emissions outside of the 5.15-5.35 GHz band shall not exceed an e.i.r.p. of -27 dBm/MHz.

(2) For transmitters operating in the 5.25-5.35 GHz band: All emissions outside of the 5.15-5.35 GHz band shall not exceed an e.i.r.p. of -27 dBm/MHz.

(3) For transmitters operating in the 5.47-5.725 GHz band: All emissions outside of the 5.47-5.725 GHz band shall not exceed an e.i.r.p. of -27 dBm/MHz.

(4) For transmitters operating in the 5.725-5.85 GHz band:

(i) All emissions shall be limited to a level of -27 dBm/MHz at 75 MHz or more above or below the band edge increasing linearly to 10 dBm/MHz at 25 MHz above or below the band edge, and from 25 MHz above or below the band edge increasing linearly to a level of 15.6 dBm/MHz at 5 MHz above or below the band edge, and from 5 MHz above or below the band edge increasing linearly to a level of 27 dBm/MHz at the band edge.

Remark: The emission limits shown in the above table are based on measurements employing a CISPR quasi-peak detector except for the frequency bands 9-90kHz, 110-490kHz and above 1000 MHz. Radiated emission limits in these three bands are based on measurements employing an average detector, the peak field strength of any emission shall not exceed the maximum permitted average limits specified above by more than 20 dB under any condition of modulation.

7.10.1 E.U.T. Operation

Operating Environment:



SGS-CSTC Standards Technical Services Co., Ltd. Shenzhen Branch

SZEMC-TRF-01 Rev. A/0 Aug01,2022

Report No.: SZCR230900303105

Page: 122 of 362

Temperature: 22.0 °C Humidity: 57.8 % RH Atmospheric Pressure: 1000 mbar

7.10.2 Test Mode Description

Pre-scan / Final test	Mode Code	Description
Pre-scan	09	TX mode (U-NII-1)_Keep the EUT in continuously transmitting mode with all modulation types. All data rates for each modulation type have been tested and found the data rate @ 6Mbps is the worst case of IEEE 802.11a; data rate @ MCS0 is the worst case of IEEE 802.11n(HT20); data rate @ MCS0 is the worst case of IEEE 802.11n(HT40); data rate @ MCS0 is the worst case of IEEE 802.11ac(VHT20); data rate @ MCS0 is the worst case of IEEE 802.11ac(VHT40); data rate @ MCS0 is the worst case of IEEE 802.11ac(VHT80), data rate @ MCS0 is the worst case of IEEE 802.11ax(HE20); data rate @ MCS0 is the worst case of IEEE 802.11ax(HE40); data rate @ MCS0 is the worst case of IEEE 802.11ax(HE80). Only the data of worst case is recorded in the report.
Pre-scan	10	TX mode (U-NII-3)_Keep the EUT in continuously transmitting mode with all modulation types. All data rates for each modulation type have been tested and found the data rate @ 6Mbps is the worst case of IEEE 802.11a; data rate @ MCS0 is the worst case of IEEE 802.11n(HT20); data rate @ MCS0 is the worst case of IEEE 802.11n(HT40); data rate @ MCS0 is the worst case of IEEE 802.11ac(VHT20); data rate @ MCS0 is the worst case of IEEE 802.11ac(VHT40); data rate @ MCS0 is the worst case of IEEE 802.11ac(VHT80), data rate @ MCS0 is the worst case of IEEE 802.11ax(HE20); data rate @ MCS0 is the worst case of IEEE 802.11ax(HE40); data rate @ MCS0 is the worst case of IEEE 802.11ax(HE80). Only the data of worst case is recorded in the report.
Final test	11	Charge + TX mode (U-NII-1)_Keep the EUT in charging and continuously transmitting mode with all modulation types. All data rates for each modulation type have been tested and found the data rate @ 6Mbps is the worst case of IEEE 802.11a; data rate @ MCS0 is the worst case of IEEE 802.11n(HT20); data rate @ MCS0 is the worst case of IEEE 802.11n(HT40); data rate @ MCS0 is the worst case of IEEE 802.11ac(VHT20); data rate @ MCS0 is the worst case of IEEE 802.11ac(VHT40); data rate @ MCS0 is the worst case of IEEE 802.11ac(VHT80), data rate @ MCS0 is the worst case of IEEE 802.11ax(HE20); data rate @ MCS0 is the worst case of IEEE 802.11ax(HE40); data rate @ MCS0 is the worst case of IEEE 802.11ax(HE80). Only the data of worst case is recorded in the report.
Final test	12	Charge + TX mode (U-NII-3)_Keep the EUT in charging and continuously transmitting mode with all modulation types. All data rates for each modulation type have been tested and found the data rate @ 6Mbps is the worst case of IEEE 802.11a; data rate @ MCS0 is the worst case of IEEE 802.11n(HT20); data rate @ MCS0 is the worst case of IEEE 802.11n(HT40); data rate @ MCS0 is the worst case of IEEE 802.11ac(VHT20); data rate @ MCS0 is the worst case of IEEE 802.11ac(VHT40); data rate @ MCS0 is the worst case of IEEE 802.11ac(VHT80), data rate @ MCS0 is the worst case of IEEE 802.11ax(HE20); data rate @ MCS0 is the worst case of IEEE 802.11ax(HE40); data rate @ MCS0 is the worst case of IEEE 802.11ax(HE80). Only the data of worst case is recorded in the report.



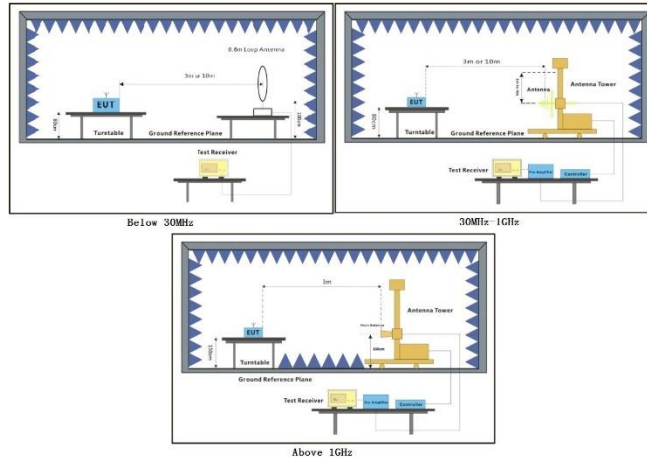
Unless otherwise agreed in writing, this document is issued by the Company subject to its General Conditions of Service printed overleaf, available on request or accessible at <https://www.sgs.com/en/Terms-and-Conditions>. Attention is drawn to the limitation of liability, indemnification and jurisdiction issues defined therein. Any holder of this document is advised that information contained hereon reflects the Company's findings at the time of its intervention only and within the limits of Client's instructions, if any. The Company's sole responsibility is to its Client and this document does not exonerate parties to a transaction from exercising all their rights and obligations under the transaction documents. This document cannot be reproduced except in full, without prior written approval of the Company. Any unauthorized alteration, forgery or falsification of the content or appearance of this document is unlawful and offenders may be prosecuted to the fullest extent of the law. Unless otherwise stated the results shown in this test report refer only to the sample(s) tested and such sample(s) are retained for 30 days only.

Attention: To check the authenticity of testing /inspection report & certificate, please contact us at telephone: (86-755) 8307 1443, or email: CN.Doccheck@sgs.com

SGS-CSTC Standards Technical Services Co., Ltd.
Shenzhen Branch Testing & Calibration Laboratory

No.1 Workshop, M-10, Middle Section, Science & Technology Park, Nanshan District, Shenzhen, Guangdong, China 518057 t (86-755) 26012053 f (86-755) 26710594 www.sgs.com.cn
中国·广东·深圳市南山区科技园中区M-10栋1号厂房 邮编: 518057 t (86-755) 26012053 f (86-755) 26710594 sgs.china@sgs.com

7.10.3 Test Setup Diagram

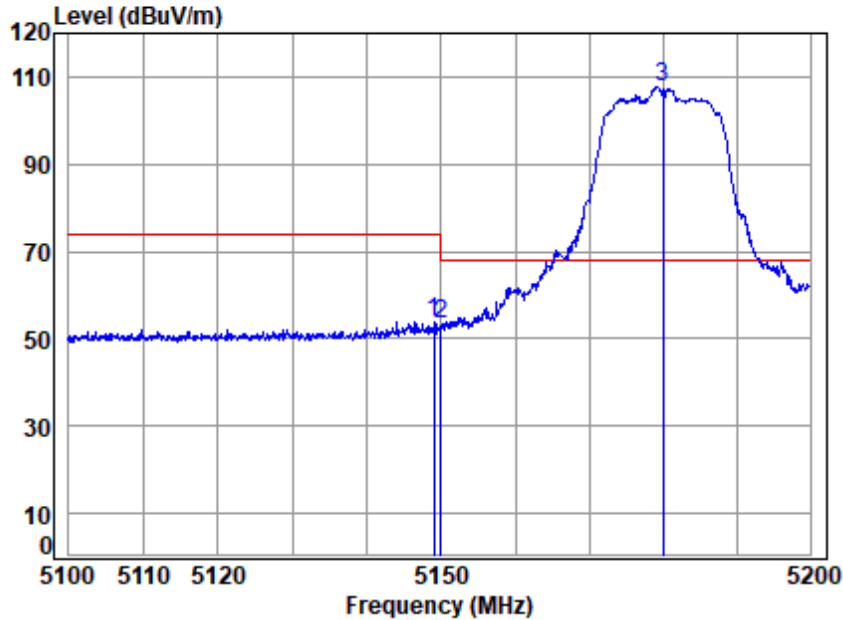


7.10.4 Measurement Procedure and Data

- For below 1GHz, the EUT was placed on the top of a rotating table 0.8 meters above the ground at a 3 or 10 meter semi-anechoic chamber. The table was rotated 360 degrees to determine the position of the highest radiation.
- For above 1GHz, the EUT was placed on the top of a rotating table 1.5 meters above the ground at a 3 meter fully-anechoic chamber. The table was rotated 360 degrees to determine the position of the highest radiation.
- The EUT was set 3 or 10 meters away from the interference-receiving antenna, which was mounted on the top of a variable-height antenna tower.
- The antenna height is varied from one meter to four meters above the ground to determine the maximum value of the field strength. Both horizontal and vertical polarizations of the antenna are set to make the measurement.
- For each suspected emission, the EUT was arranged to its worst case and then the antenna was tuned to heights from 1 meter to 4 meters (for the test frequency of below 30MHz, the antenna was tuned to heights 1 meter) and the rotatable table was turned from 0 degrees to 360 degrees to find the maximum reading.
- The test-receiver system was set to Peak Detect Function and Specified Bandwidth with Maximum Hold Mode.
- If the emission level of the EUT in peak mode was 10dB lower than the limit specified, then testing could be stopped and the peak values of the EUT would be reported. Otherwise the emissions that did not have 10dB margin would be re-tested one by one using peak, quasi-peak or average method as specified and then reported in a data sheet.
- Test the EUT in the lowest channel, the middle channel, the Highest channel.
- The radiation measurements are performed in X, Y, Z axis positioning for Transmitting mode, and found the X axis positioning which it is the worst case.
- Repeat above procedures until all frequencies measured was complete.

Remark: Level= Read Level+ Cable Loss+ Antenna Factor- Preamp Factor

Test Mode: 11; Polarity: Horizontal; Modulation:802.11a; Bandwidth:20MHz; Channel:Low

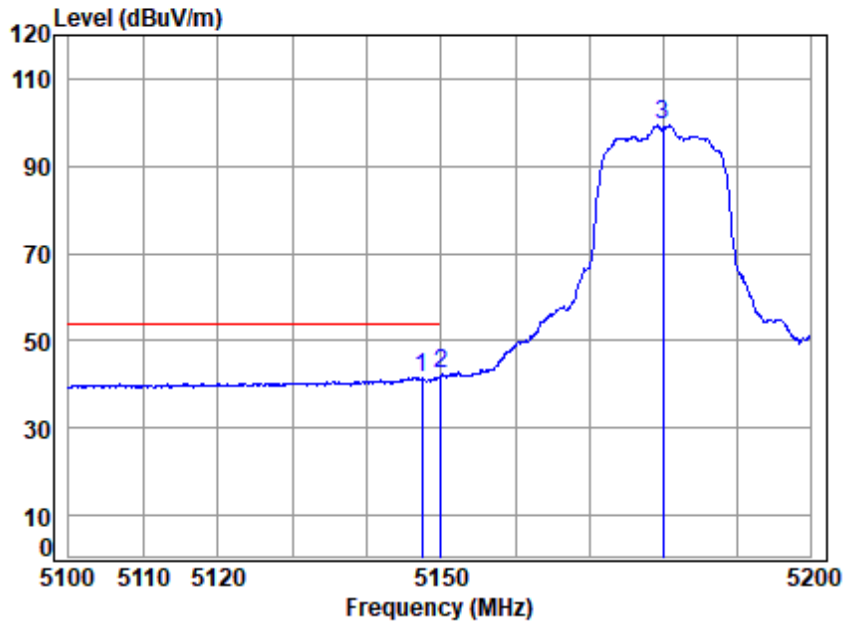


Site : chamber
Condition: 3m HORIZONTAL
Job No : 03031AT
Mode : 5180 Band edge
: 5G WIFI 11A

	Freq	Cable Loss	Ant Factor	Preamp Factor	Read Level	Level	Limit Line	Over Limit	Remark
	MHz	dB	dB/m	dB	dBuV	dBuV/m	dBuV/m	dB	
1	5148.958	7.55	33.90	35.31	47.89	54.03	74.00	-19.97	peak
2	5149.980	7.55	33.90	35.31	47.46	53.60	74.00	-20.40	peak
3 q	5180.000	7.57	33.96	35.29	101.50	107.74	68.20	39.54	peak



Test Mode: 11; Polarity: Horizontal; Modulation:802.11a; Bandwidth:20MHz; Channel:Low

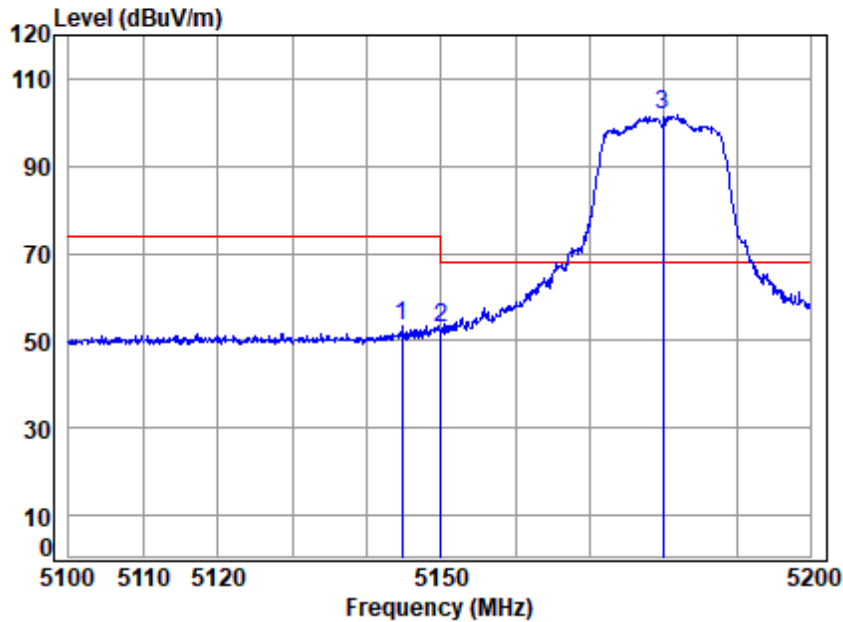


Site : chamber
Condition: 3m HORIZONTAL
Job No : 03031AT
Mode : 5180 Band edge
: 5G WIFI 11A

		Cable	Ant	Preamp	Read	Limit	Over	
Freq	Loss	Factor	Factor	Level	Level	Line	Limit	Remark
MHz	dB	dB/m	dB	dBuV	dBuV/m	dBuV/m	dB	
1 5147.458	7.55	33.91	35.31	35.59	41.74	54.00	-12.26	Average
2 q 5149.980	7.55	33.90	35.31	36.08	42.22	54.00	-11.78	Average
3 5180.000	7.57	33.96	35.29	93.02	99.26	-----	-----	Average



Test Mode: 11; Polarity: Vertical; Modulation:802.11a; Bandwidth:20MHz; Channel:Low

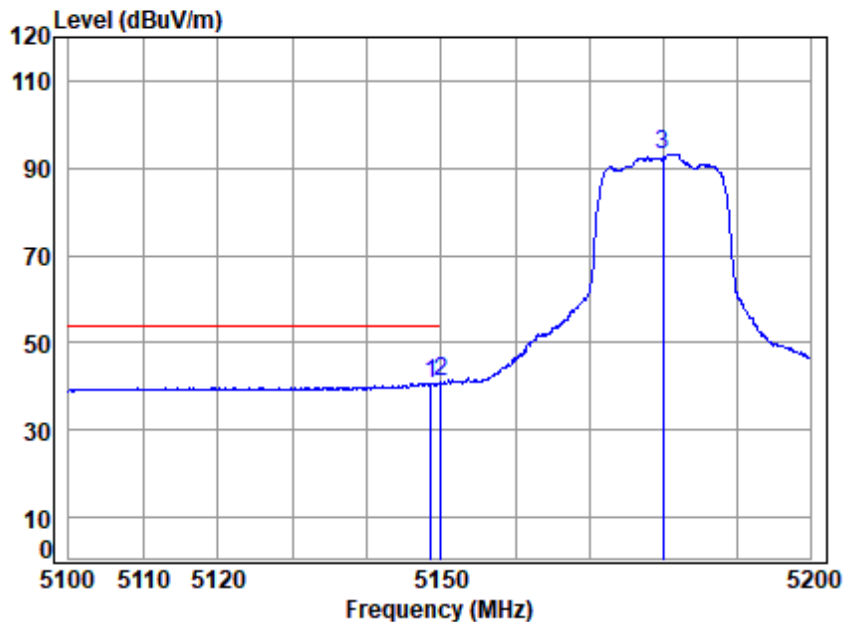


Site : chamber
Condition: 3m VERTICAL
Job No : 03031AT
Mode : 5180 Band edge
: 5G WIFI 11A

		Cable	Ant	Preamp	Read	Limit	Over	
Freq		Loss	Factor	Factor	Level	Line	Limit	Remark
MHz		dB	dB/m	dB	dBuV	dBuV/m	dBuV/m	dB
1	5144.760	7.55	33.91	35.31	47.27	53.42	74.00	-20.58 Peak
2	5149.980	7.55	33.90	35.31	46.98	53.12	74.00	-20.88 Peak
3 q	5180.000	7.57	33.96	35.29	95.51	101.75	68.20	33.55 Peak



Test Mode: 11; Polarity: Vertical; Modulation:802.11a; Bandwidth:20MHz; Channel:Low



Site : chamber
Condition: 3m VERTICAL
Job No : 03031AT
Mode : 5180 Band edge
: 5G WIFI 11A

		Cable	Ant	Preamp	Read	Limit	Over	
Freq	Loss	Factor	Factor	Level	Level	Line	Limit	Remark
MHz	dB	dB/m	dB	dBuV	dBuV/m	dBuV/m	dB	
1	5148.558	7.55	33.90	35.31	34.61	40.75	54.00	-13.25 Average
2 q	5149.980	7.55	33.90	35.31	34.78	40.92	54.00	-13.08 Average
3	5180.000	7.57	33.96	35.29	87.01	93.25	-----	----- Average



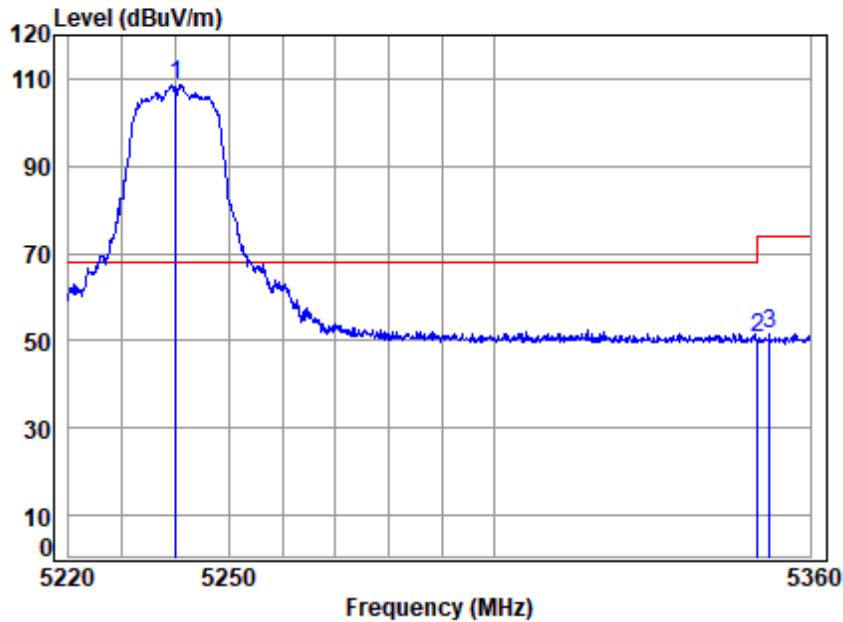
SGS-CSTC Standards Technical Services Co., Ltd. Shenzhen Branch

SZEMC-TRF-01 Rev. A/0 Aug01,2022

Report No.: SZCR230900303105

Page: 128 of 362

Test Mode: 11; Polarity: Horizontal; Modulation:802.11a; Bandwidth:20MHz; Channel:High



Site : chamber
Condition: 3m HORIZONTAL
Job No : 03031AT
Mode : 5240 Band edge
: 5G WIFI 11A

		Cable	Ant	Preamp	Read	Limit	Over	
Freq		Loss	Factor	Factor	Level	Line	Limit	Remark
MHz		dB	dB/m	dB	dBuV	dBuV/m	dBuV/m	dB
1 q	5240.000	7.62	34.08	35.26	102.01	108.45	68.20	40.25 peak
2	5350.020	7.70	34.40	35.21	43.67	50.56	74.00	-23.44 peak
3	5352.345	7.71	34.41	35.21	44.66	51.57	74.00	-22.43 peak



Unless otherwise agreed in writing, this document is issued by the Company subject to its General Conditions of Service printed overleaf, available on request or accessible at <https://www.sgs.com/en/Terms-and-Conditions>. Attention is drawn to the limitation of liability, indemnification and jurisdiction issues defined therein. Any holder of this document is advised that information contained hereon reflects the Company's findings at the time of its intervention only and within the limits of Client's instructions, if any. The Company's sole responsibility is to its Client and this document does not exonerate parties to a transaction from exercising all their rights and obligations under the transaction documents. This document cannot be reproduced except in full, without prior written approval of the Company. Any unauthorized alteration, forgery or falsification of the content or appearance of this document is unlawful and offenders may be prosecuted to the fullest extent of the law. Unless otherwise stated the results shown in this test report refer only to the sample(s) tested and such sample(s) are retained for 30 days only.

Attention: To check the authenticity of testing /inspection report & certificate, please contact us at telephone: (86-755) 8307 1443, or email: CN.Doccheck@sgs.com

SGS-CSTC Standards Technical Services Co., Ltd.
Shenzhen Branch

No.1 Workshop, M-10, Middle Section, Science & Technology Park, Nanshan District, Shenzhen, Guangdong, China 518057 t (86-755) 26012053 f (86-755) 26710594 www.sgs.com.cn
中国·广东·深圳市南山区科技园中区M-10栋1号厂房 邮编: 518057 t (86-755) 26012053 f (86-755) 26710594 sgs.china@sgs.com

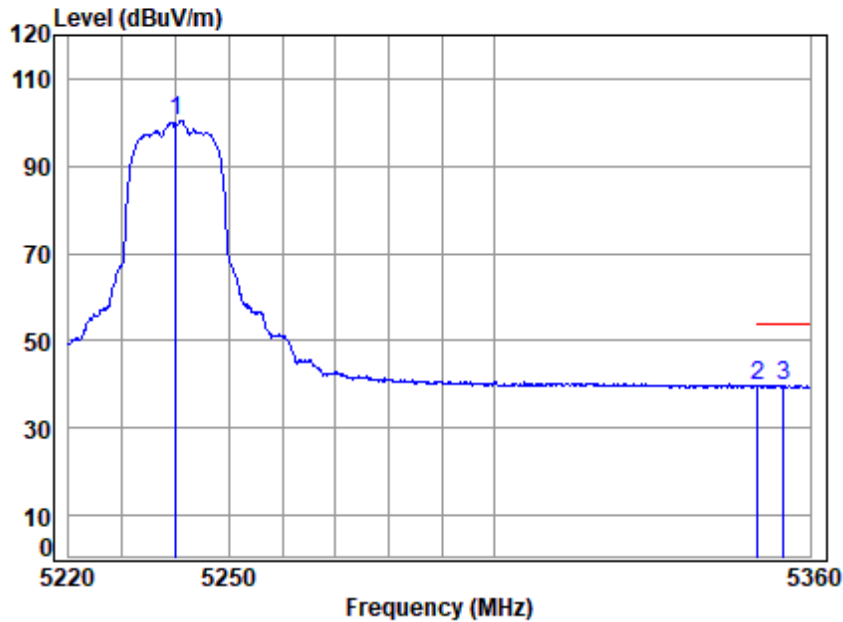
SGS-CSTC Standards Technical Services Co., Ltd. Shenzhen Branch

SZEMC-TRF-01 Rev. A/0 Aug01,2022

Report No.: SZCR230900303105

Page: 129 of 362

Test Mode: 11; Polarity: Horizontal; Modulation:802.11a; Bandwidth:20MHz; Channel:High



Site : chamber
Condition: 3m HORIZONTAL
Job No : 03031AT
Mode : 5240 Band edge
: 5G WIFI 11A

		Cable	Ant	Preamp	Read	Limit	Over	
Freq	Loss	Factor	Factor	Level	Level	Line	Limit	Remark
MHz	dB	dB/m	dB	dBuV	dBuV/m	dBuV/m	dB	
1 5240.000	7.62	34.08	35.26	94.07	100.51	-----	-----	Average
2 5350.020	7.70	34.40	35.21	32.71	39.60	54.00	-14.40	Average
3 q 5354.896	7.71	34.42	35.21	32.92	39.84	54.00	-14.16	Average



SGS-CSTC Standards Technical Services Co., Ltd.
Shenzhen Branch Testing & Calibration Laboratory

Unless otherwise agreed in writing, this document is issued by the Company subject to its General Conditions of Service printed overleaf, available on request or accessible at <https://www.sgs.com/en/Terms-and-Conditions>. Attention is drawn to the limitation of liability, indemnification and jurisdiction issues defined therein. Any holder of this document is advised that information contained hereon reflects the Company's findings at the time of its intervention only and within the limits of Client's instructions, if any. The Company's sole responsibility is to its Client and this document does not exonerate parties to a transaction from exercising all their rights and obligations under the transaction documents. This document cannot be reproduced except in full, without prior written approval of the Company. Any unauthorized alteration, forgery or falsification of the content or appearance of this document is unlawful and offenders may be prosecuted to the fullest extent of the law. Unless otherwise stated the results shown in this test report refer only to the sample(s) tested and such sample(s) are retained for 30 days only.

Attention: To check the authenticity of testing /inspection report & certificate, please contact us at telephone: (86-755) 8307 1443, or email: CN.Doccheck@sgs.com

No.1 Workshop, M-10, Middle Section, Science & Technology Park, Nanshan District, Shenzhen, Guangdong, China 518057 t (86-755) 26012053 f (86-755) 26710594 www.sgs.com.cn
中国·广东·深圳市南山区科技园中区M-10栋1号厂房 邮编: 518057 t (86-755) 26012053 f (86-755) 26710594 sgs.china@sgs.com

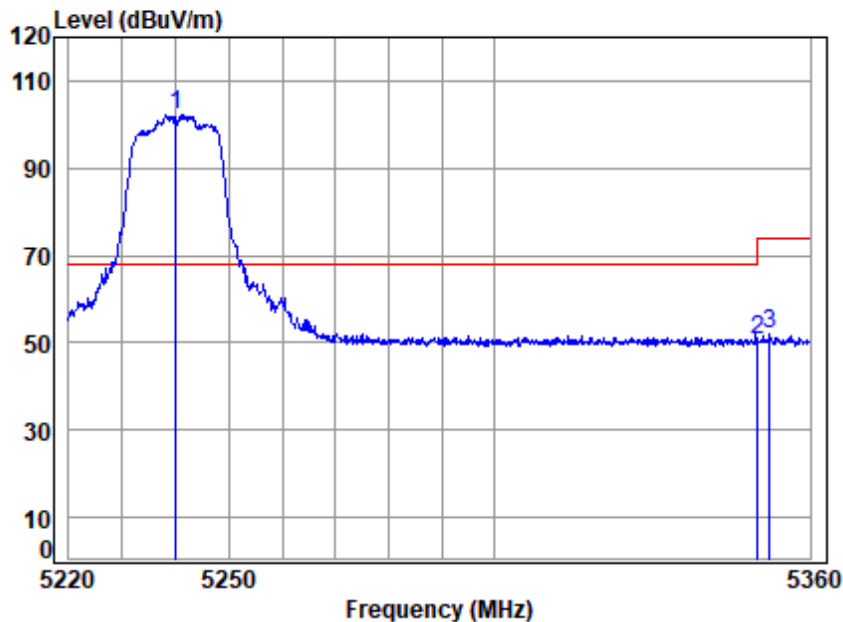
SGS-CSTC Standards Technical Services Co., Ltd. Shenzhen Branch

SZEMC-TRF-01 Rev. A/0 Aug01,2022

Report No.: SZCR230900303105

Page: 130 of 362

Test Mode: 11; Polarity: Vertical; Modulation:802.11a; Bandwidth:20MHz; Channel:High



Site : chamber

Condition: 3m VERTICAL

Job No : 03031AT

Mode : 5240 Band edge

: 5G WIFI 11A

		Cable	Ant	Preamp	Read	Limit	Over	
	Freq	Loss	Factor	Factor	Level	Level	Line	Limit Remark
	MHz	dB	dB/m	dB	dBuV	dBuV/m	dBuV/m	dB
1 q	5240.000	7.62	34.08	35.26	95.99	102.43	68.20	34.23 Peak
2	5350.020	7.70	34.40	35.21	43.55	50.44	74.00	-23.56 Peak
3	5352.345	7.71	34.41	35.21	44.90	51.81	74.00	-22.19 Peak



SGS-CSTC Standards Technical Services Co., Ltd.
Shenzhen Branch

Unless otherwise agreed in writing, this document is issued by the Company subject to its General Conditions of Service printed overleaf, available on request or accessible at <https://www.sgs.com/en/Terms-and-Conditions>. Attention is drawn to the limitation of liability, indemnification and jurisdiction issues defined therein. Any holder of this document is advised that information contained hereon reflects the Company's findings at the time of its intervention only and within the limits of Client's instructions, if any. The Company's sole responsibility is to its Client and this document does not exonerate parties to a transaction from exercising all their rights and obligations under the transaction documents. This document cannot be reproduced except in full, without prior written approval of the Company. Any unauthorized alteration, forgery or falsification of the content or appearance of this document is unlawful and offenders may be prosecuted to the fullest extent of the law. Unless otherwise stated the results shown in this test report refer only to the sample(s) tested and such sample(s) are retained for 30 days only.

Attention: To check the authenticity of testing /inspection report & certificate, please contact us at telephone: (86-755) 8307 1443, or email: CN.Doccheck@sgs.com

No.1 Workshop, M-10, Middle Section, Science & Technology Park, Nanshan District, Shenzhen, Guangdong, China 518057 t (86-755) 26012053 f (86-755) 26710594 www.sgs.com.cn
中国·广东·深圳市南山区科技园中区M-10栋1号厂房 邮编: 518057 t (86-755) 26012053 f (86-755) 26710594 sgs.china@sgs.com

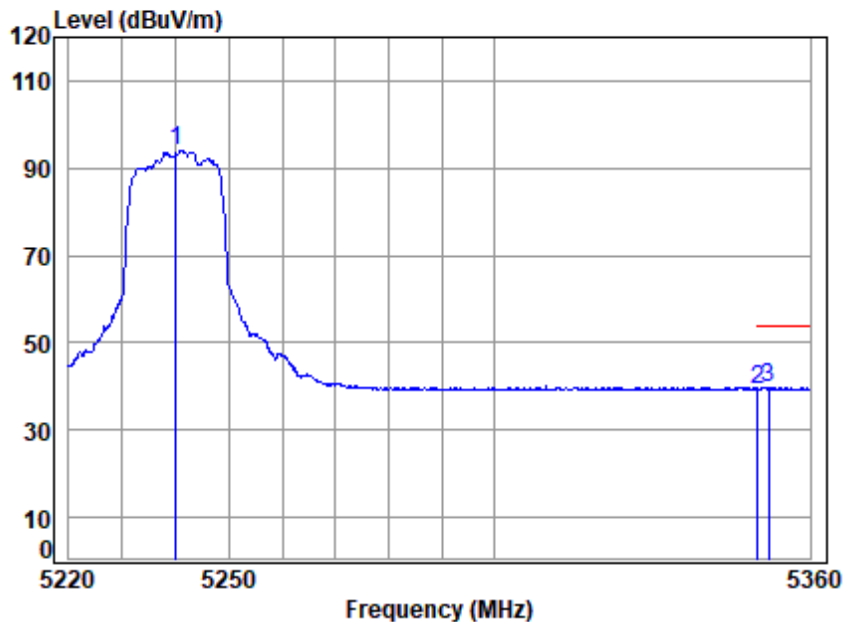
SGS-CSTC Standards Technical Services Co., Ltd. Shenzhen Branch

SZEMC-TRF-01 Rev. A/0 Aug01,2022

Report No.: SZCR230900303105

Page: 131 of 362

Test Mode: 11; Polarity: Vertical; Modulation:802.11a; Bandwidth:20MHz; Channel:High



Site : chamber
Condition: 3m VERTICAL
Job No : 03031AT
Mode : 5240 Band edge
: 5G WIFI 11A

		Cable	Ant	Preamp	Read	Limit	Over	
	Freq	Loss	Factor	Factor	Level	Level	Line	Limit Remark
	MHz	dB	dB/m	dB	dBuV	dBuV/m	dBuV/m	dB
1	5240.000	7.62	34.08	35.26	87.66	94.10	-----	----- Average
2	5350.020	7.70	34.40	35.21	32.42	39.31	54.00	-14.69 Average
3 q	5352.062	7.71	34.41	35.21	32.75	39.66	54.00	-14.34 Average



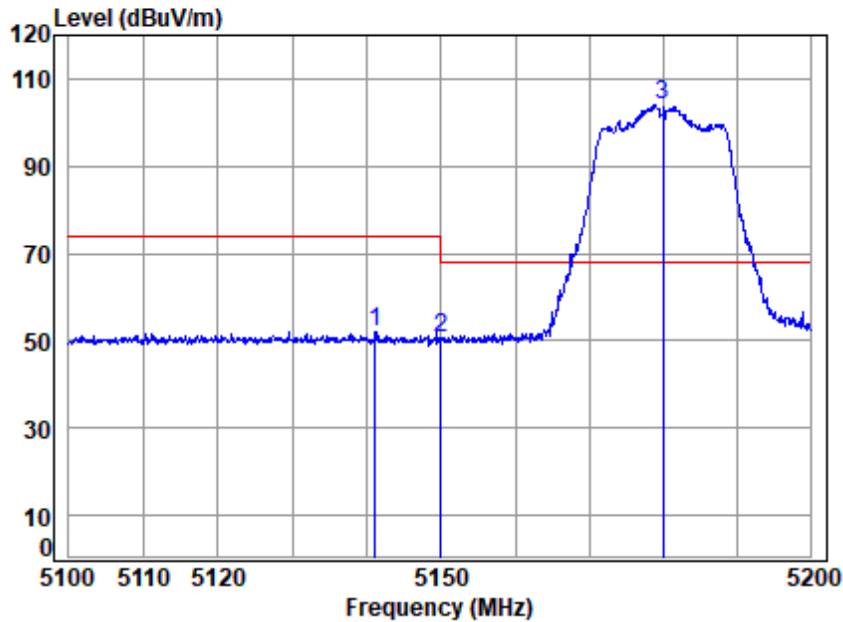
Unless otherwise agreed in writing, this document is issued by the Company subject to its General Conditions of Service printed overleaf, available on request or accessible at <https://www.sgs.com/en/Terms-and-Conditions>. Attention is drawn to the limitation of liability, indemnification and jurisdiction issues defined therein. Any holder of this document is advised that information contained hereon reflects the Company's findings at the time of its intervention only and within the limits of Client's instructions, if any. The Company's sole responsibility is to its Client and this document does not exonerate parties to a transaction from exercising all their rights and obligations under the transaction documents. This document cannot be reproduced except in full, without prior written approval of the Company. Any unauthorized alteration, forgery or falsification of the content or appearance of this document is unlawful and offenders may be prosecuted to the fullest extent of the law. Unless otherwise stated the results shown in this test report refer only to the sample(s) tested and such sample(s) are retained for 30 days only.

Attention: To check the authenticity of testing /inspection report & certificate, please contact us at telephone: (86-755) 8307 1443, or email: CN.Doccheck@sgs.com

SGS-CSTC Standards Technical Services Co., Ltd.
Shenzhen Branch Testing & Calibration Laboratory

No.1 Workshop, M-10, Middle Section, Science & Technology Park, Nanshan District, Shenzhen, Guangdong, China 518057 t (86-755) 26012053 f (86-755) 26710594 www.sgs.com.cn
中国·广东·深圳市南山区科技园中区M-10栋1号厂房 邮编: 518057 t (86-755) 26012053 f (86-755) 26710594 sgs.china@sgs.com

Test Mode: 11; Polarity: Horizontal; Modulation:802.11n; Bandwidth:20MHz; Channel:Low

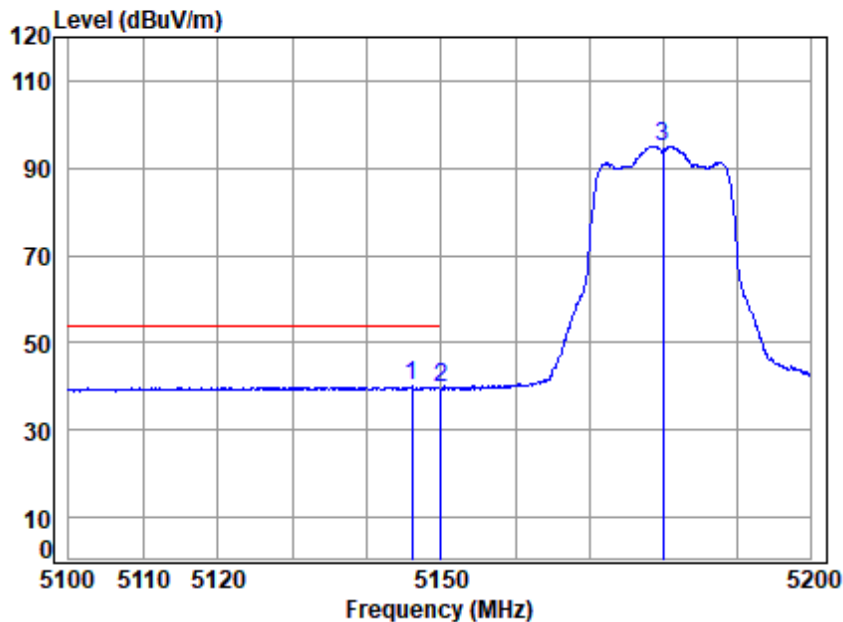


Site : chamber
Condition: 3m HORIZONTAL
Job No : 03031AT
Mode : 5180 Band edge
: 5G WIFI 11N20

		Cable	Ant	Preamp	Read	Limit	Over	
Freq		Loss	Factor	Factor	Level	Line	Limit	Remark
MHz		dB	dB/m	dB	dBuV	dBuV/m	dBuV/m	dB
1	5141.165	7.54	33.92	35.32	45.89	52.03	74.00	-21.97 peak
2	5149.980	7.55	33.90	35.31	44.65	50.79	74.00	-23.21 peak
3 q	5180.000	7.57	33.96	35.29	97.84	104.08	68.20	35.88 peak



Test Mode: 11; Polarity: Horizontal; Modulation:802.11n; Bandwidth:20MHz; Channel:Low

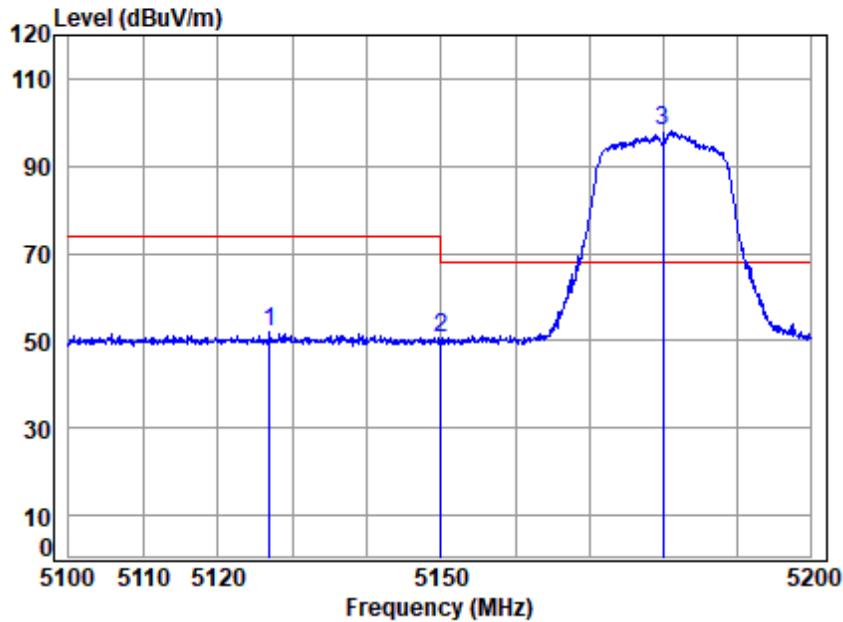


Site : chamber
Condition: 3m HORIZONTAL
Job No : 03031AT
Mode : 5180 Band edge
: 5G WIFI 11N20

		Cable	Ant	Preamp	Read	Limit	Over	
Freq	Loss	Factor	Factor	Level	Level	Line	Limit	Remark
MHz	dB	dB/m	dB	dBuV	dBuV/m	dBuV/m	dB	
1 q 5146.059	7.55	33.91	35.31	33.90	40.05	54.00	-13.95	Average
2 5149.980	7.55	33.90	35.31	33.74	39.88	54.00	-14.12	Average
3 5180.000	7.57	33.96	35.29	88.81	95.05	-----	-----	Average



Test Mode: 11; Polarity: Vertical; Modulation:802.11n; Bandwidth:20MHz; Channel:Low

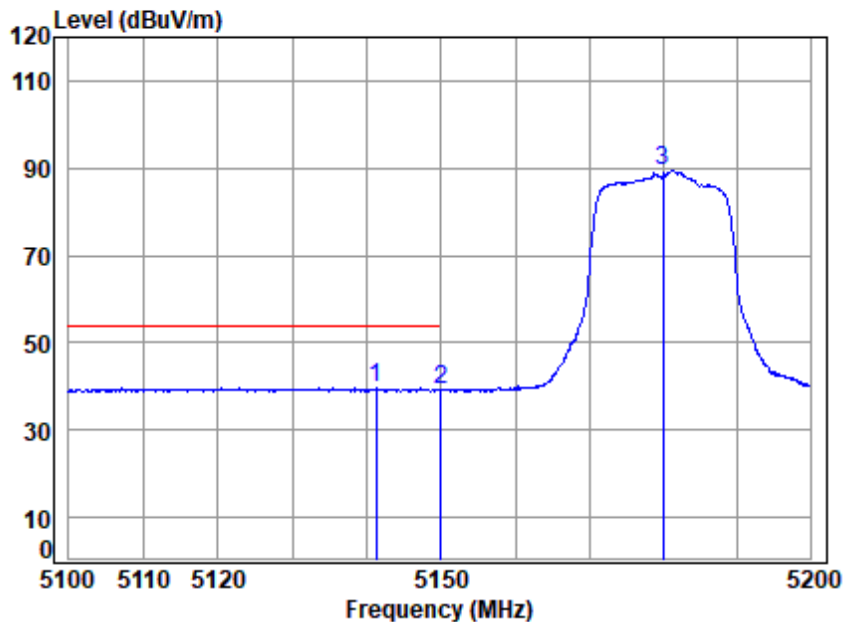


Site : chamber
Condition: 3m VERTICAL
Job No : 03031AT
Mode : 5180 Band edge
: 5G WIFI 11N20

		Cable	Ant	Preamp	Read	Limit	Over	
	Freq	Loss	Factor	Factor	Level	Line	Limit	Remark
	MHz	dB	dB/m	dB	dBuV	dBuV/m	dBuV/m	dB
1	5126.909	7.53	33.95	35.32	45.67	51.83	74.00	-22.17 Peak
2	5149.980	7.55	33.90	35.31	44.45	50.59	74.00	-23.41 Peak
3 q	5180.000	7.57	33.96	35.29	91.69	97.93	68.20	29.73 Peak



Test Mode: 11; Polarity: Vertical; Modulation:802.11n; Bandwidth:20MHz; Channel:Low

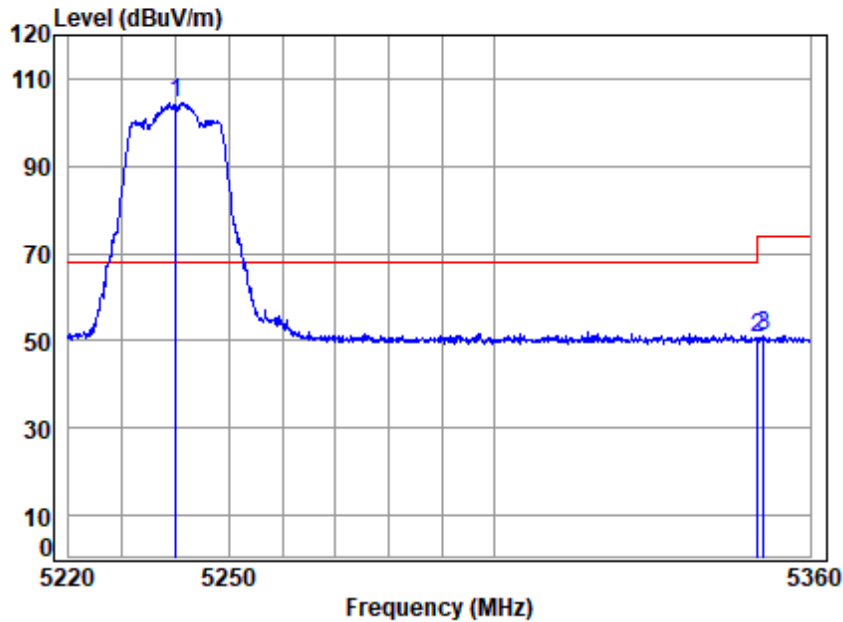


Site : chamber
Condition: 3m VERTICAL
Job No : 03031AT
Mode : 5180 Band edge
: 5G WIFI 11N20

		Cable	Ant	Preamp	Read	Limit	Over	
Freq		Loss	Factor	Factor	Level	Level	Line	Limit Remark
MHz		dB	dB/m	dB	dBuV	dBuV/m	dBuV/m	dB
1 q 5141.265		7.54	33.92	35.32	33.47	39.61	54.00	-14.39 Average
2 5149.980		7.55	33.90	35.31	33.14	39.28	54.00	-14.72 Average
3 5180.000		7.57	33.96	35.29	83.16	89.40	-----	----- Average



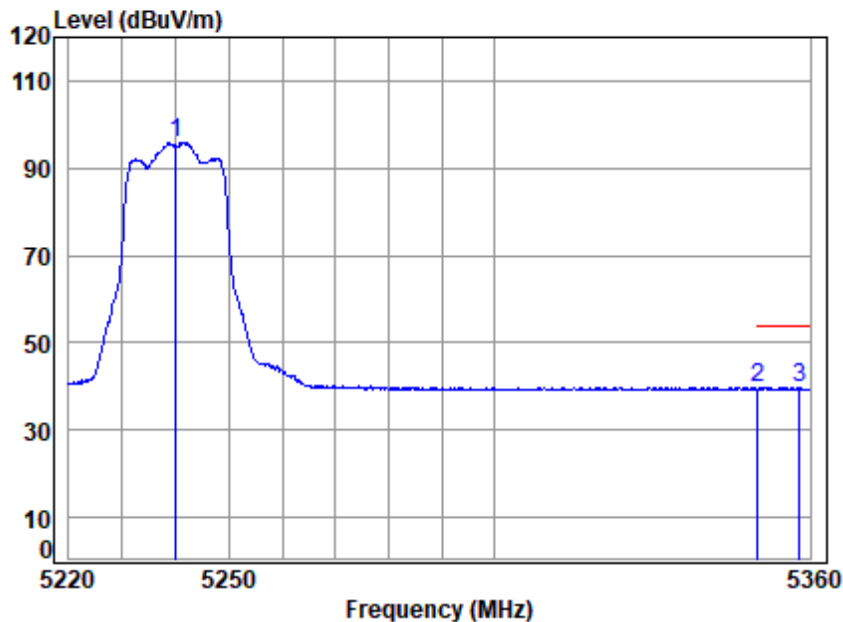
Test Mode: 11; Polarity: Horizontal; Modulation:802.11n; Bandwidth:20MHz; Channel:High



Site : chamber
 Condition: 3m HORIZONTAL
 Job No : 03031AT
 Mode : 5240 Band edge
 : 5G WIFI 11N20

		Cable	Ant	Preamp	Read	Limit	Over	
Freq		Loss	Factor	Factor	Level	Line	Limit	Remark
MHz		dB	dB/m	dB	dBuV	dBuV/m	dBuV/m	dB
1 q 5240.000		7.62	34.08	35.26	98.01	104.45	68.20	36.25 peak
2 5350.020		7.70	34.40	35.21	43.90	50.79	74.00	-23.21 peak
3 5351.212		7.71	34.40	35.21	44.36	51.26	74.00	-22.74 peak

Test Mode: 11; Polarity: Horizontal; Modulation:802.11n; Bandwidth:20MHz; Channel:High

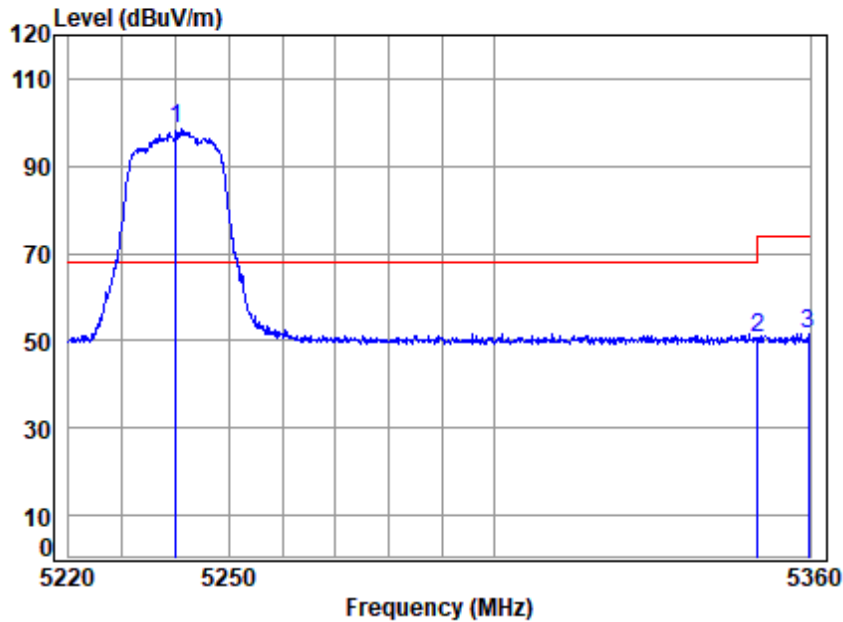


Site : chamber
Condition: 3m HORIZONTAL
Job No : 03031AT
Mode : 5240 Band edge
: 5G WIFI 11N20

		Cable	Ant	Preamp	Read	Limit	Over	
	Freq	Loss	Factor	Factor	Level	Level	Line	Limit Remark
	MHz	dB	dB/m	dB	dBuV	dBuV/m	dBuV/m	dB
1	5240.000	7.62	34.08	35.26	89.48	95.92	-----	----- Average
2	5350.020	7.70	34.40	35.21	32.59	39.48	54.00	-14.52 Average
3 q	5358.014	7.71	34.43	35.20	32.94	39.88	54.00	-14.12 Average



Test Mode: 11; Polarity: Vertical; Modulation:802.11n; Bandwidth:20MHz; Channel:High



Site : chamber
Condition: 3m VERTICAL
Job No : 03031AT
Mode : 5240 Band edge
: 5G WIFI 11N20

		Cable	Ant	Preamp	Read	Limit	Over	
Freq	Loss	Factor	Factor	Level	Level	Line	Limit	Remark
MHz	dB	dB/m	dB	dBuV	dBuV/m	dBuV/m	dB	
1 q 5240.000	7.62	34.08	35.26	91.91	98.35	68.20	30.15	Peak
2 5350.020	7.70	34.40	35.21	43.91	50.80	74.00	-23.20	Peak
3 5359.716	7.71	34.44	35.20	44.72	51.67	74.00	-22.33	Peak

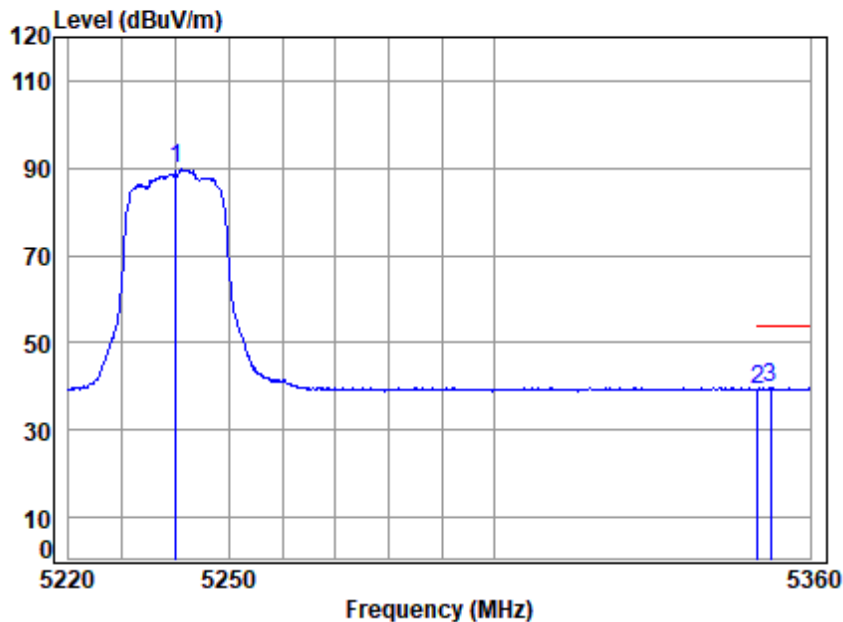
SGS-CSTC Standards Technical Services Co., Ltd. Shenzhen Branch

SZEMC-TRF-01 Rev. A/0 Aug01,2022

Report No.: SZCR230900303105

Page: 139 of 362

Test Mode: 11; Polarity: Vertical; Modulation:802.11n; Bandwidth:20MHz; Channel:High



Site : chamber
Condition: 3m VERTICAL
Job No : 03031AT
Mode : 5240 Band edge
: 5G WIFI 11N20

		Cable	Ant	Preamp	Read	Limit	Over	
	Freq	Loss	Factor	Factor	Level	Level	Line	Limit Remark
	MHz	dB	dB/m	dB	dBuV	dBuV/m	dBuV/m	dB
1	5240.000	7.62	34.08	35.26	83.42	89.86	-----	----- Average
2	5350.020	7.70	34.40	35.21	32.51	39.40	54.00	-14.60 Average
3 q	5352.487	7.71	34.41	35.21	32.66	39.57	54.00	-14.43 Average



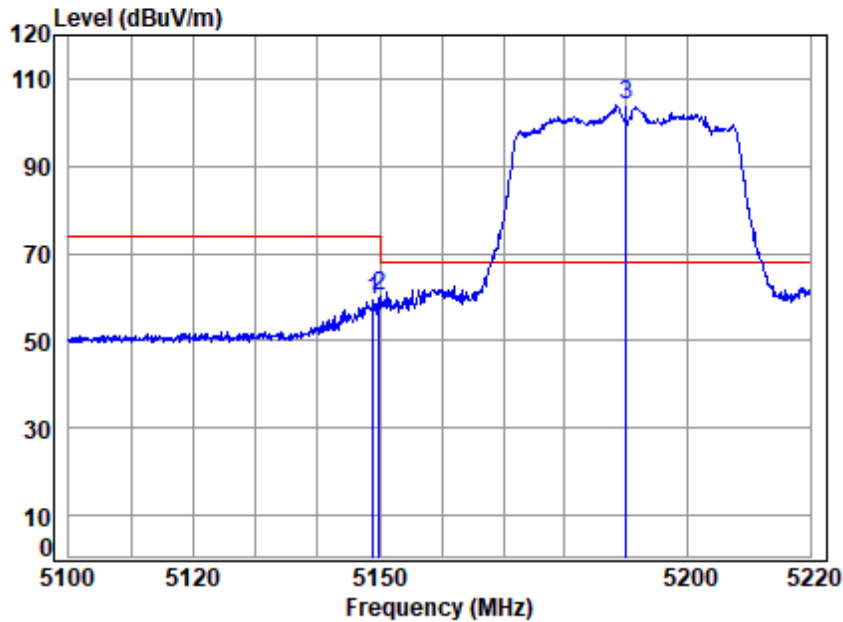
Unless otherwise agreed in writing, this document is issued by the Company subject to its General Conditions of Service printed overleaf, available on request or accessible at <https://www.sgs.com/en/Terms-and-Conditions>. Attention is drawn to the limitation of liability, indemnification and jurisdiction issues defined therein. Any holder of this document is advised that information contained hereon reflects the Company's findings at the time of its intervention only and within the limits of Client's instructions, if any. The Company's sole responsibility is to its Client and this document does not exonerate parties to a transaction from exercising all their rights and obligations under the transaction documents. This document cannot be reproduced except in full, without prior written approval of the Company. Any unauthorized alteration, forgery or falsification of the content or appearance of this document is unlawful and offenders may be prosecuted to the fullest extent of the law. Unless otherwise stated the results shown in this test report refer only to the sample(s) tested and such sample(s) are retained for 30 days only.

Attention: To check the authenticity of testing /inspection report & certificate, please contact us at telephone: (86-755) 8307 1443, or email: CN.Doccheck@sgs.com

SGS-CSTC Standards Technical Services Co., Ltd.
Shenzhen Branch Testing & Calibration Laboratory

No.1 Workshop, M-10, Middle Section, Science & Technology Park, Nanshan District, Shenzhen, Guangdong, China 518057 t (86-755) 26012053 f (86-755) 26710594 www.sgs.com.cn
中国·广东·深圳市南山区科技园中区M-10栋1号厂房 邮编: 518057 t (86-755) 26012053 f (86-755) 26710594 sgs.china@sgs.com

Test Mode: 11; Polarity: Horizontal; Modulation:802.11n; Bandwidth:40MHz; Channel:Low

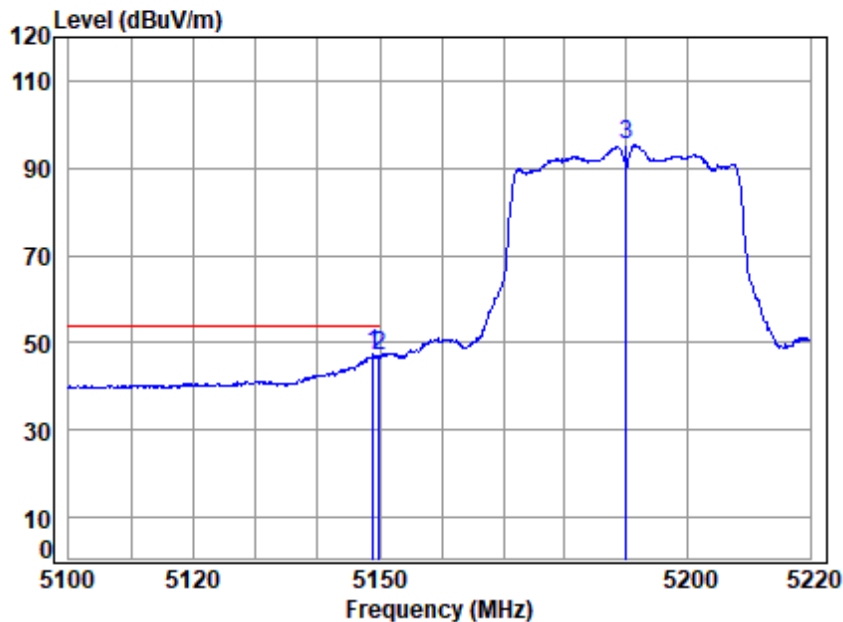


Site : chamber
Condition: 3m HORIZONTAL
Job No : 03031AT
Mode : 5190 Band edge
: 5G WIFI 11N40

		Cable	Ant	Preamp	Read	Limit	Over	
Freq		Loss	Factor	Factor	Level	Line	Limit	Remark
MHz		dB	dB/m	dB	dBuV	dBuV/m	dBuV/m	dB
1	5148.982	7.55	33.90	35.31	53.32	59.46	74.00	-14.54 peak
2	5149.980	7.55	33.90	35.31	54.24	60.38	74.00	-13.62 peak
3 q	5190.000	7.58	33.98	35.29	97.60	103.87	68.20	35.67 peak



Test Mode: 11; Polarity: Horizontal; Modulation:802.11n; Bandwidth:40MHz; Channel:Low

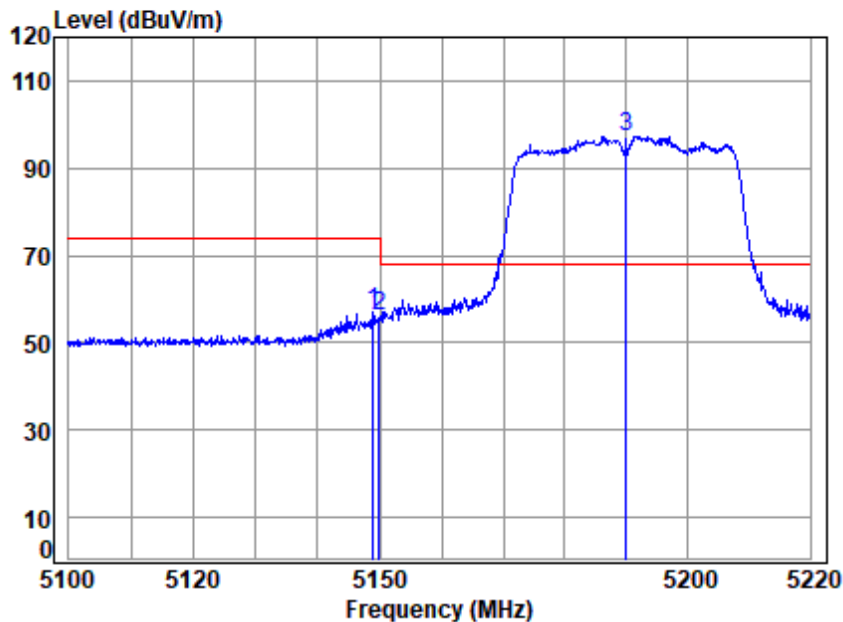


Site : chamber
Condition: 3m HORIZONTAL
Job No : 03031AT
Mode : 5190 Band edge
: 5G WIFI 11N40

		Cable	Ant	Preamp	Read	Limit	Over	
Freq	Loss	Factor	Factor	Level	Level	Line	Limit	Remark
MHz	dB	dB/m	dB	dBuV	dBuV/m	dBuV/m	dB	
1 q 5148.982	7.55	33.90	35.31	41.10	47.24	54.00	-6.76	Average
2 5149.980	7.55	33.90	35.31	40.85	46.99	54.00	-7.01	Average
3 5190.000	7.58	33.98	35.29	89.01	95.28	-----	-----	Average



Test Mode: 11; Polarity: Vertical; Modulation:802.11n; Bandwidth:40MHz; Channel:Low

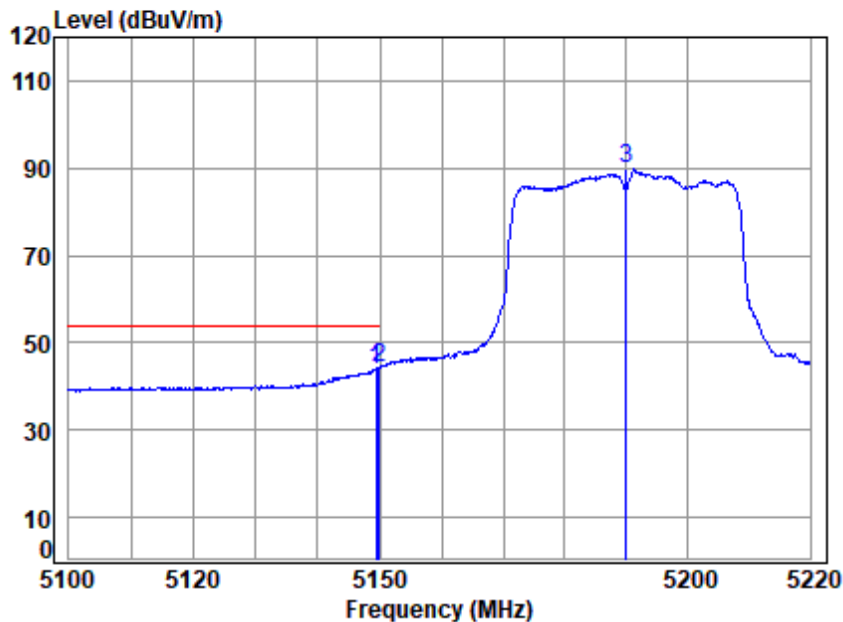


Site : chamber
Condition: 3m VERTICAL
Job No : 03031AT
Mode : 5190 Band edge
: 5G WIFI 11N40

	Freq	Cable Loss	Ant Factor	Preamplifier Factor	Read Level	Level	Limit Line	Over Limit	Remark
	MHz	dB	dB/m	dB	dBuV	dBuV/m	dBuV/m	dB	
1	5148.982	7.55	33.90	35.31	51.12	57.26	74.00	-16.74	Peak
2	5149.980	7.55	33.90	35.31	49.88	56.02	74.00	-17.98	Peak
3 q	5190.000	7.58	33.98	35.29	91.05	97.32	68.20	29.12	Peak



Test Mode: 11; Polarity: Vertical; Modulation:802.11n; Bandwidth:40MHz; Channel:Low

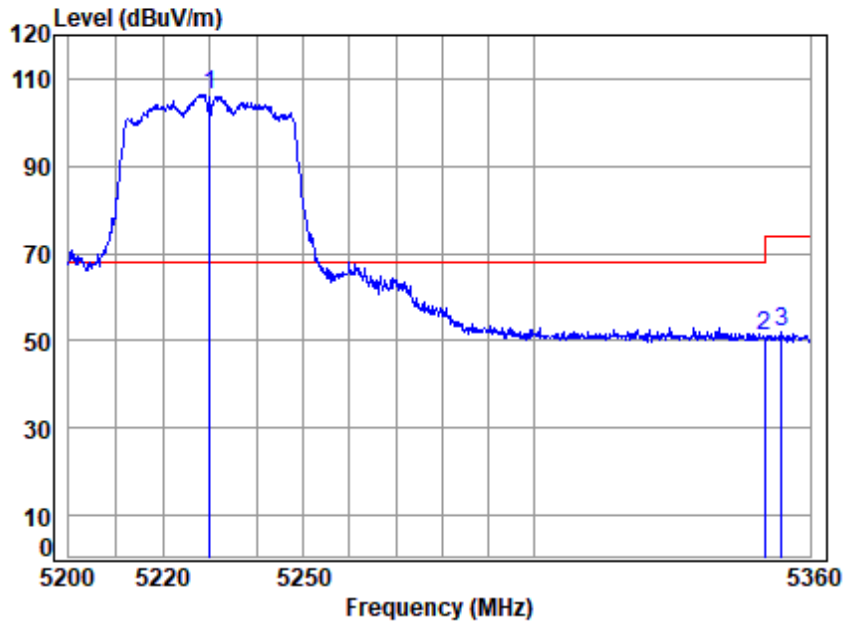


Site : chamber
Condition: 3m VERTICAL
Job No : 03031AT
Mode : 5190 Band edge
: 5G WIFI 11N40

		Cable	Ant	Preamp	Read	Limit	Over	
Freq		Loss	Factor	Factor	Level	Line	Limit	Remark
MHz		dB	dB/m	dB	dBuV	dBuV/m	dBuV/m	dB
1	5149.461	7.55	33.90	35.31	37.78	43.92	54.00	-10.08 Average
2 q	5149.980	7.55	33.90	35.31	38.32	44.46	54.00	-9.54 Average
3	5190.000	7.58	33.98	35.29	83.42	89.69	-----	----- Average



Test Mode: 11; Polarity: Horizontal; Modulation:802.11n; Bandwidth:40MHz; Channel:High



Site : chamber
Condition: 3m HORIZONTAL
Job No : 03031AT
Mode : 5230 Band edge
: 5G WIFI 11N40

		Cable	Ant	Preamp	Read	Limit	Over	
Freq	Loss	Factor	Factor	Level	Level	Line	Limit	Remark
MHz	dB	dB/m	dB	dBuV	dBuV/m	dBuV/m	dB	
1 q 5230.000	7.61	34.06	35.27	100.12	106.52	68.20	38.32	peak
2 5350.020	7.70	34.40	35.21	44.10	50.99	74.00	-23.01	peak
3 5353.669	7.71	34.41	35.21	45.07	51.98	74.00	-22.02	peak



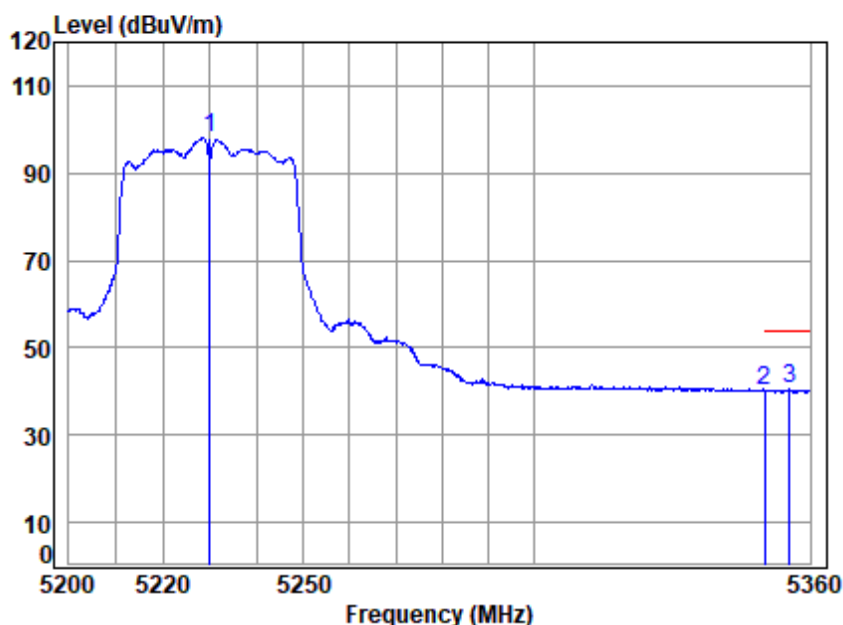
SGS-CSTC Standards Technical Services Co., Ltd. Shenzhen Branch

SZEMC-TRF-01 Rev. A/0 Aug01,2022

Report No.: SZCR230900303105

Page: 145 of 362

Test Mode: 11; Polarity: Horizontal; Modulation:802.11n; Bandwidth:40MHz; Channel:High



Site : chamber
Condition: 3m HORIZONTAL
Job No : 03031AT
Mode : 5230 Band edge
: 5G WIFI 11N40

		Cable	Ant	Preamp	Read	Limit	Over	
	Freq	Loss	Factor	Factor	Level	Level	Line	Limit Remark
	MHz	dB	dB/m	dB	dBuV	dBuV/m	dBuV/m	dB
1	5230.000	7.61	34.06	35.27	91.77	98.17	-----	----- Average
2	5350.020	7.70	34.40	35.21	33.31	40.20	54.00	-13.80 Average
3 q	5355.454	7.71	34.42	35.21	33.67	40.59	54.00	-13.41 Average



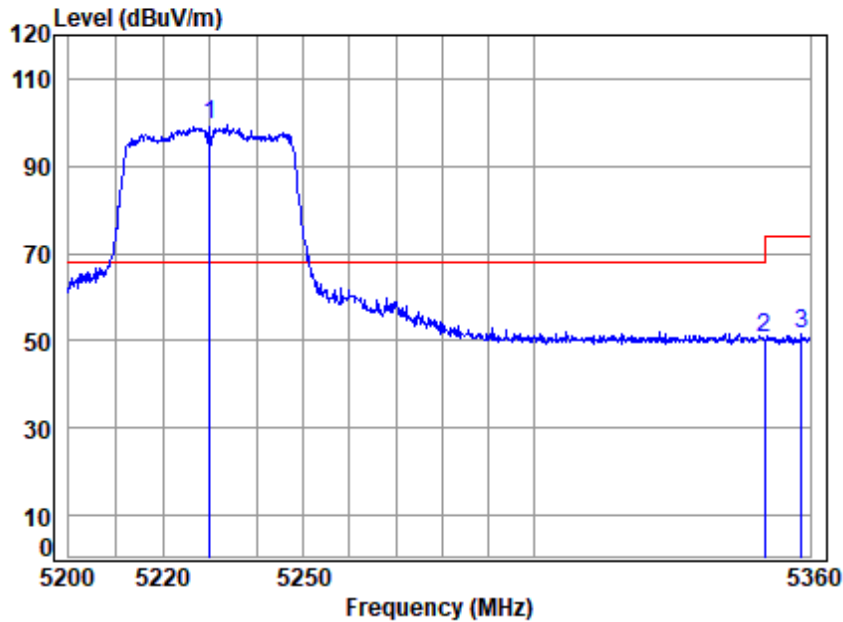
SGS-CSTC Standards Technical Services Co., Ltd.
Shenzhen Branch

Unless otherwise agreed in writing, this document is issued by the Company subject to its General Conditions of Service printed overleaf, available on request or accessible at <https://www.sgs.com/en/Terms-and-Conditions>. Attention is drawn to the limitation of liability, indemnification and jurisdiction issues defined therein. Any holder of this document is advised that information contained hereon reflects the Company's findings at the time of its intervention only and within the limits of Client's instructions, if any. The Company's sole responsibility is to its Client and this document does not exonerate parties to a transaction from exercising all their rights and obligations under the transaction documents. This document cannot be reproduced except in full, without prior written approval of the Company. Any unauthorized alteration, forgery or falsification of the content or appearance of this document is unlawful and offenders may be prosecuted to the fullest extent of the law. Unless otherwise stated the results shown in this test report refer only to the sample(s) tested and such sample(s) are retained for 30 days only.

Attention: To check the authenticity of testing /inspection report & certificate, please contact us at telephone: (86-755) 8307 1443, or email: CN.Doccheck@sgs.com

No.1 Workshop, M-10, Middle Section, Science & Technology Park, Nanshan District, Shenzhen, Guangdong, China 518057 t (86-755) 26012053 f (86-755) 26710594 www.sgs.com.cn
中国·广东·深圳市南山区科技园中区M-10栋1号厂房 邮编: 518057 t (86-755) 26012053 f (86-755) 26710594 sgs.china@sgs.com

Test Mode: 11; Polarity: Vertical; Modulation:802.11n; Bandwidth:40MHz; Channel:High



Site : chamber
Condition: 3m VERTICAL
Job No : 03031AT
Mode : 5230 Band edge
: 5G WIFI 11N40

		Cable	Ant	Preamp	Read	Limit	Over	
	Freq	Loss	Factor	Factor	Level	Level	Line	Limit Remark
	MHz	dB	dB/m	dB	dBuV	dBuV/m	dBuV/m	dB
1 q	5230.000	7.61	34.06	35.27	92.84	99.24	68.20	31.04 Peak
2	5350.020	7.70	34.40	35.21	43.77	50.66	74.00	-23.34 Peak
3	5358.213	7.71	34.43	35.20	44.42	51.36	74.00	-22.64 Peak



Unless otherwise agreed in writing, this document is issued by the Company subject to its General Conditions of Service printed overleaf, available on request or accessible at <https://www.sgs.com/en/Terms-and-Conditions>. Attention is drawn to the limitation of liability, indemnification and jurisdiction issues defined therein. Any holder of this document is advised that information contained hereon reflects the Company's findings at the time of its intervention only and within the limits of Client's instructions, if any. The Company's sole responsibility is to its Client and this document does not exonerate parties to a transaction from exercising all their rights and obligations under the transaction documents. This document cannot be reproduced except in full, without prior written approval of the Company. Any unauthorized alteration, forgery or falsification of the content or appearance of this document is unlawful and offenders may be prosecuted to the fullest extent of the law. Unless otherwise stated the results shown in this test report refer only to the sample(s) tested and such sample(s) are retained for 30 days only.

Attention: To check the authenticity of testing /inspection report & certificate, please contact us at telephone: (86-755) 8307 1443, or email: CN.Doccheck@sgs.com

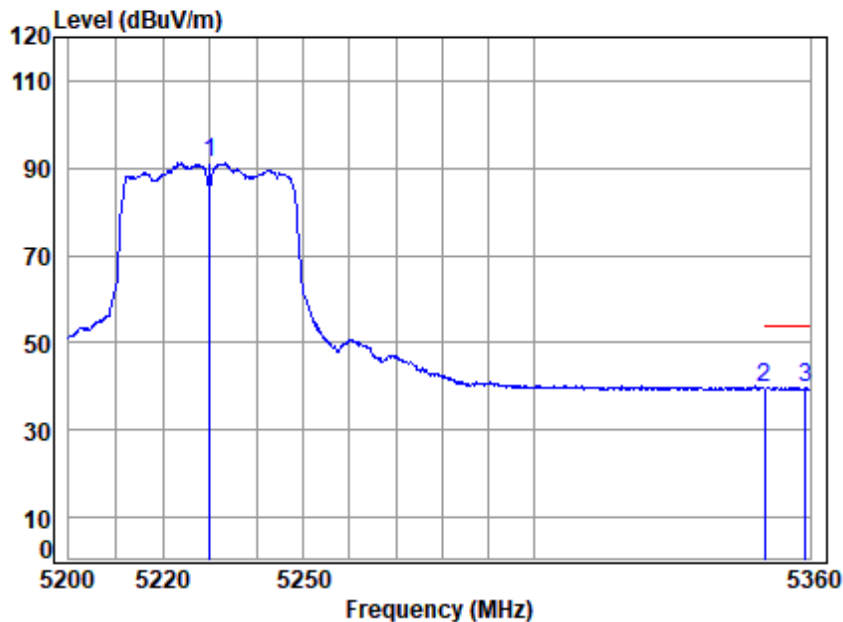
SGS-CSTC Standards Technical Services Co., Ltd. Shenzhen Branch

SZEMC-TRF-01 Rev. A/0 Aug01,2022

Report No.: SZCR230900303105

Page: 147 of 362

Test Mode: 11; Polarity: Vertical; Modulation:802.11n; Bandwidth:40MHz; Channel:High



Site : chamber
Condition: 3m VERTICAL
Job No : 03031AT
Mode : 5230 Band edge
: 5G WIFI 11N40

		Cable	Ant	Preamp	Read	Limit	Over	
Freq		Loss	Factor	Factor	Level	Level	Line	Limit Remark
MHz		dB	dB/m	dB	dBuV	dBuV/m	dBuV/m	dB
1	5230.000	7.61	34.06	35.27	84.72	91.12	-----	----- Average
2	5350.020	7.70	34.40	35.21	32.67	39.56	54.00	-14.44 Average
3 q	5359.025	7.71	34.44	35.20	32.92	39.87	54.00	-14.13 Average



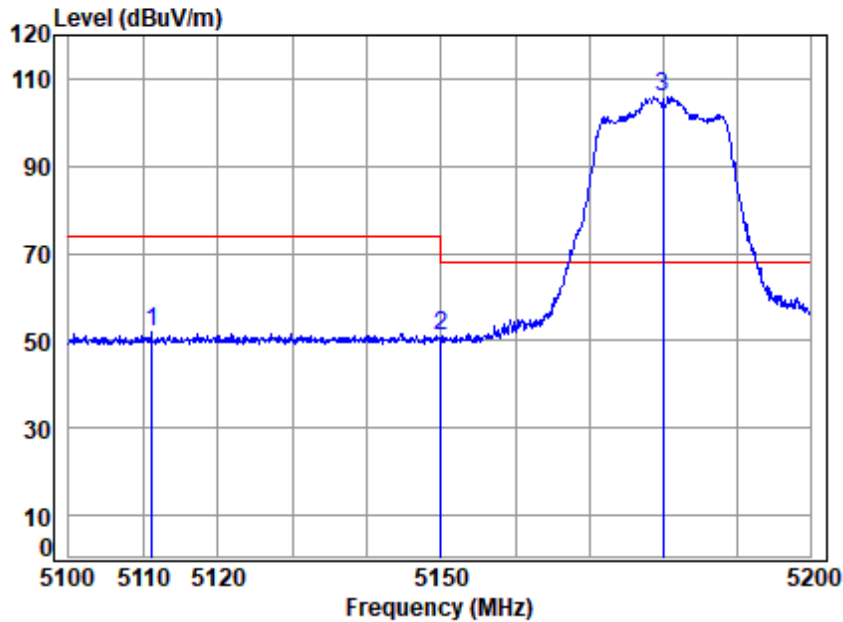
SGS-CSTC Standards Technical Services Co., Ltd.
Shenzhen Branch Testing & Calibration Laboratory

Unless otherwise agreed in writing, this document is issued by the Company subject to its General Conditions of Service printed overleaf, available on request or accessible at <https://www.sgs.com/en/Terms-and-Conditions>. Attention is drawn to the limitation of liability, indemnification and jurisdiction issues defined therein. Any holder of this document is advised that information contained hereon reflects the Company's findings at the time of its intervention only and within the limits of Client's instructions, if any. The Company's sole responsibility is to its Client and this document does not exonerate parties to a transaction from exercising all their rights and obligations under the transaction documents. This document cannot be reproduced except in full, without prior written approval of the Company. Any unauthorized alteration, forgery or falsification of the content or appearance of this document is unlawful and offenders may be prosecuted to the fullest extent of the law. Unless otherwise stated the results shown in this test report refer only to the sample(s) tested and such sample(s) are retained for 30 days only.

Attention: To check the authenticity of testing /inspection report & certificate, please contact us at telephone: (86-755) 8307 1443, or email: CN.Doccheck@sgs.com

No.1 Workshop, M-10, Middle Section, Science & Technology Park, Nanshan District, Shenzhen, Guangdong, China 518057 t (86-755) 26012053 f (86-755) 26710594 www.sgs.com.cn
中国·广东·深圳市南山区科技园中区M-10栋1号厂房 邮编: 518057 t (86-755) 26012053 f (86-755) 26710594 sgs.china@sgs.com

Test Mode: 11; Polarity: Horizontal; Modulation:802.11ac; Bandwidth:20MHz; Channel:Low

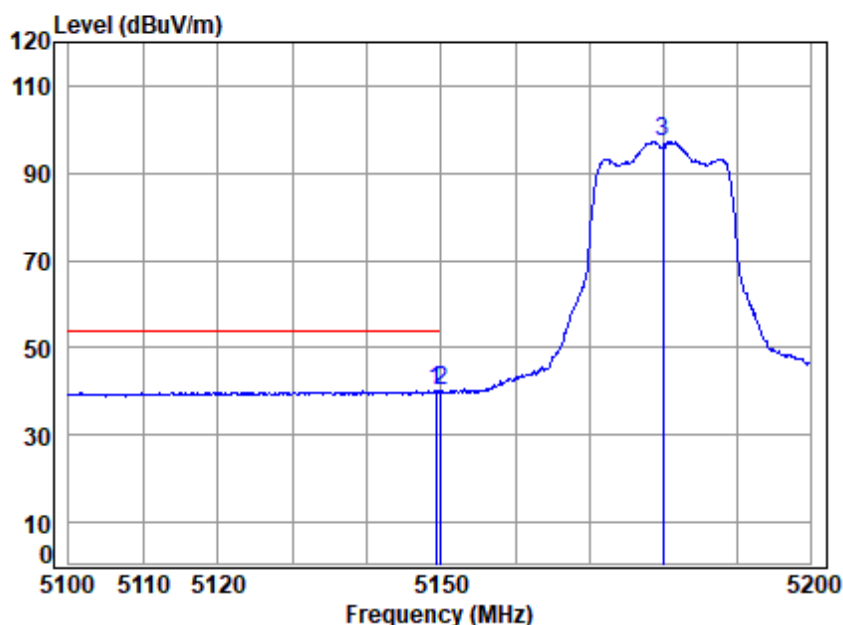


Site : chamber
Condition: 3m HORIZONTAL
Job No : 03031AT
Mode : 5180 Band edge
: 5G WIFI 11AC20

		Cable	Ant	Preamp	Read	Limit	Over	
Freq		Loss	Factor	Factor	Level	Line	Limit	Remark
MHz		dB	dB/m	dB	dBuV	dBuV/m	dBuV/m	dB
1	5111.104	7.52	33.98	35.33	45.84	52.01	74.00	-21.99 peak
2	5149.980	7.55	33.90	35.31	44.79	50.93	74.00	-23.07 peak
3 q	5180.000	7.57	33.96	35.29	99.60	105.84	68.20	37.64 peak



Test Mode: 11; Polarity: Horizontal; Modulation:802.11ac; Bandwidth:20MHz; Channel:Low

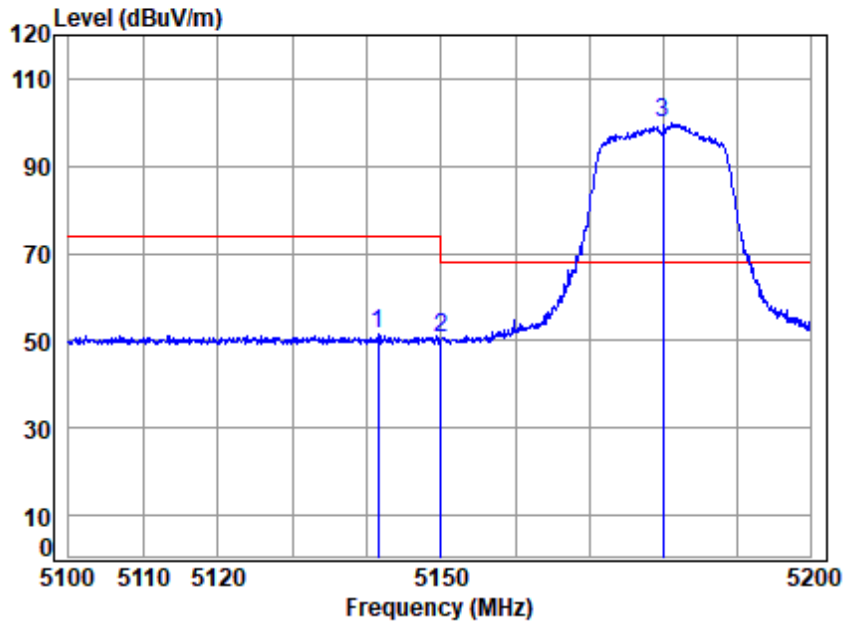


Site : chamber
Condition: 3m HORIZONTAL
Job No : 03031AT
Mode : 5180 Band edge
: 5G WIFI 11AC20

		Cable	Ant	Preamp	Read	Limit	Over	
Freq	Loss	Factor	Factor	Level	Level	Line	Limit	Remark
MHz	dB	dB/m	dB	dBuV	dBuV/m	dBuV/m	dB	
1	5149.257	7.55	33.90	35.31	33.97	40.11	54.00	-13.89 Average
2 q	5149.980	7.55	33.90	35.31	34.12	40.26	54.00	-13.74 Average
3	5180.000	7.57	33.96	35.29	91.08	97.32	-----	----- Average



Test Mode: 11; Polarity: Vertical; Modulation:802.11ac; Bandwidth:20MHz; Channel:Low

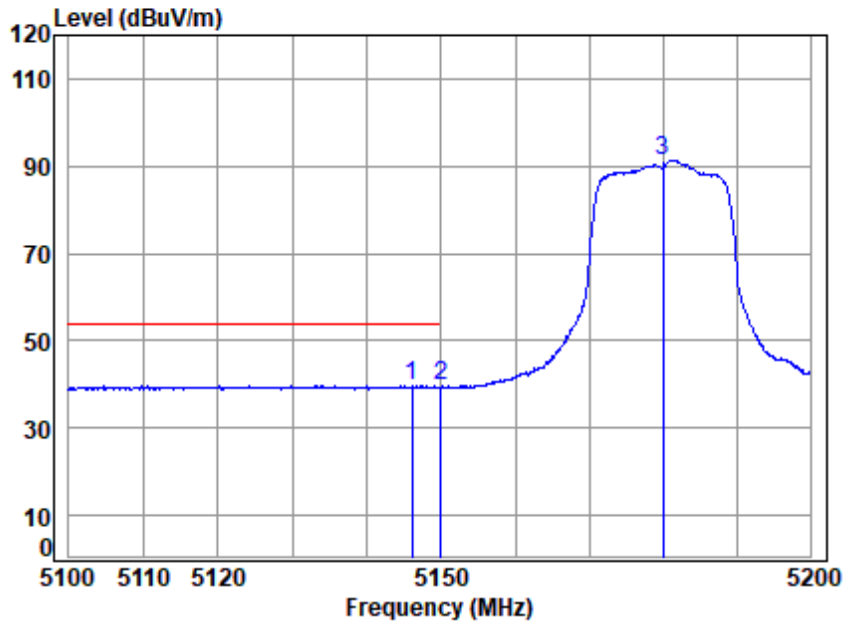


Site : chamber
Condition: 3m VERTICAL
Job No : 03031AT
Mode : 5180 Band edge
: 5G WIFI 11AC20

		Cable	Ant	Preamp	Read		Limit	Over	
	Freq	Loss	Factor	Factor	Level	Level	Line	Limit	Remark
	MHz	dB	dB/m	dB	dBuV	dBuV/m	dBuV/m	dB	
1	5141.464	7.54	33.92	35.32	45.60	51.74	74.00	-22.26	Peak
2	5149.980	7.55	33.90	35.31	44.73	50.87	74.00	-23.13	Peak
3 q	5180.000	7.57	33.96	35.29	93.64	99.88	68.20	31.68	Peak



Test Mode: 11; Polarity: Vertical; Modulation:802.11ac; Bandwidth:20MHz; Channel:Low

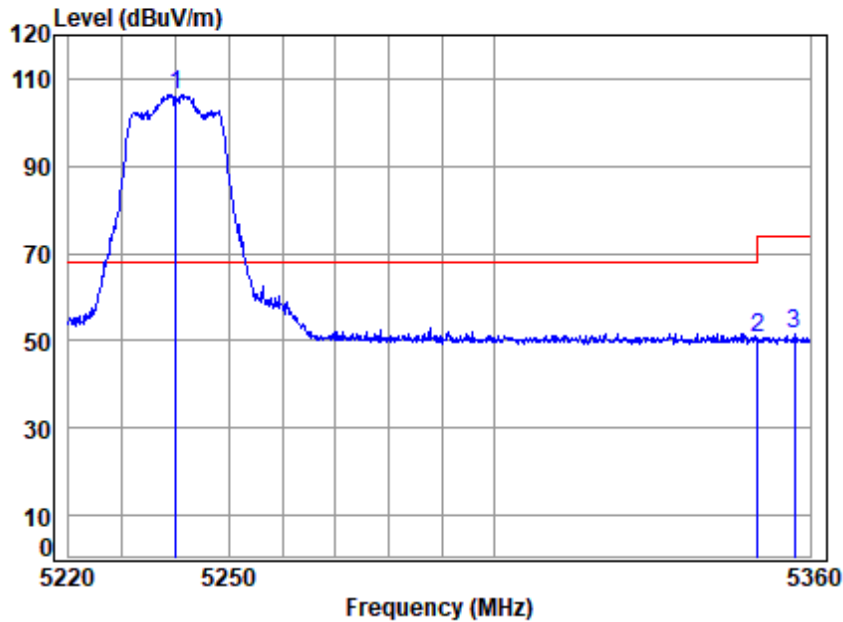


Site : chamber
Condition: 3m VERTICAL
Job No : 03031AT
Mode : 5180 Band edge
: 5G WIFI 11AC20

		Cable	Ant	Preamp	Read	Limit	Over	
Freq	Loss	Factor	Factor	Level	Level	Line	Limit	Remark
MHz	dB	dB/m	dB	dBuV	dBuV/m	dBuV/m	dB	
1 q 5146.059	7.55	33.91	35.31	33.56	39.71	54.00	-14.29	Average
2 5149.980	7.55	33.90	35.31	33.37	39.51	54.00	-14.49	Average
3 5180.000	7.57	33.96	35.29	85.17	91.41	-----	-----	Average



Test Mode: 11; Polarity: Horizontal; Modulation:802.11ac; Bandwidth:20MHz; Channel:High



Site : chamber
Condition: 3m HORIZONTAL
Job No : 03031AT
Mode : 5240 Band edge
: 5G WIFI 11AC20

		Cable	Ant	Preamp	Read	Limit	Over	
	Freq	Loss	Factor	Factor	Level	Line	Limit	Remark
	MHz	dB	dB/m	dB	dBuV	dBuV/m	dBuV/m	dB
1 q	5240.000	7.62	34.08	35.26	99.89	106.33	68.20	38.13 peak
2	5350.020	7.70	34.40	35.21	43.86	50.75	74.00	-23.25 peak
3	5357.022	7.71	34.43	35.20	44.84	51.78	74.00	-22.22 peak



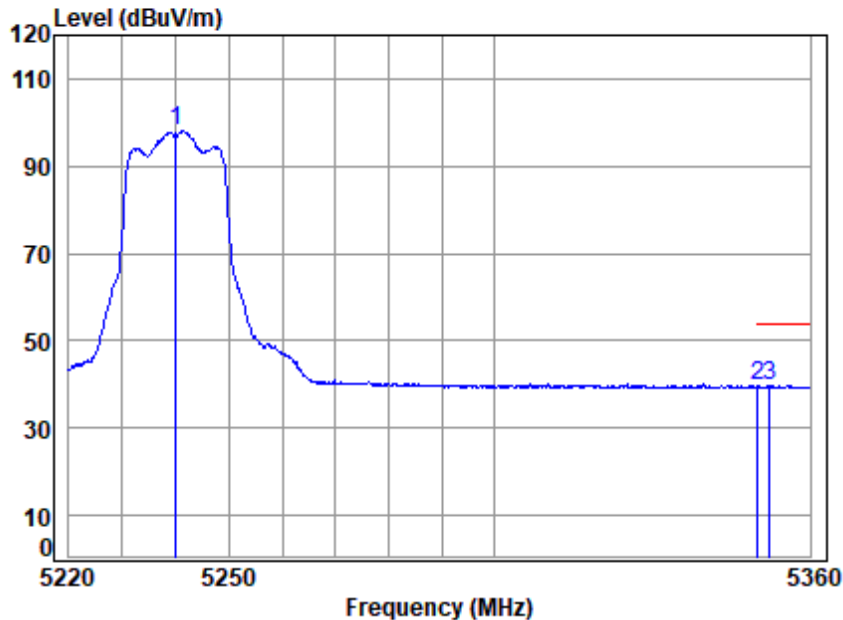
SGS-CSTC Standards Technical Services Co., Ltd. Shenzhen Branch

SZEMC-TRF-01 Rev. A/0 Aug01,2022

Report No.: SZCR230900303105

Page: 153 of 362

Test Mode: 11; Polarity: Horizontal; Modulation:802.11ac; Bandwidth:20MHz; Channel:High



Site : chamber
Condition: 3m HORIZONTAL
Job No : 03031AT
Mode : 5240 Band edge
: 5G WIFI 11AC20

		Cable	Ant	Preamp	Read	Limit	Over	
	Freq	Loss	Factor	Factor	Level	Level	Line	Limit Remark
	MHz	dB	dB/m	dB	dBuV	dBuV/m	dBuV/m	dB
1	5240.000	7.62	34.08	35.26	91.50	97.94	-----	----- Average
2	5350.020	7.70	34.40	35.21	32.70	39.59	54.00	-14.41 Average
3 q	5352.345	7.71	34.41	35.21	32.92	39.83	54.00	-14.17 Average



Unless otherwise agreed in writing, this document is issued by the Company subject to its General Conditions of Service printed overleaf, available on request or accessible at <https://www.sgs.com/en/Terms-and-Conditions>. Attention is drawn to the limitation of liability, indemnification and jurisdiction issues defined therein. Any holder of this document is advised that information contained hereon reflects the Company's findings at the time of its intervention only and within the limits of Client's instructions, if any. The Company's sole responsibility is to its Client and this document does not exonerate parties to a transaction from exercising all their rights and obligations under the transaction documents. This document cannot be reproduced except in full, without prior written approval of the Company. Any unauthorized alteration, forgery or falsification of the content or appearance of this document is unlawful and offenders may be prosecuted to the fullest extent of the law. Unless otherwise stated the results shown in this test report refer only to the sample(s) tested and such sample(s) are retained for 30 days only.

Attention: To check the authenticity of testing /inspection report & certificate, please contact us at telephone: (86-755) 8307 1443, or email: CN.Doccheck@sgs.com

SGS-CSTC Standards Technical Services Co., Ltd.
Shenzhen Branch Testing & Calibration Laboratory

No.1 Workshop, M-10, Middle Section, Science & Technology Park, Nanshan District, Shenzhen, Guangdong, China 518057 t (86-755) 26012053 f (86-755) 26710594 www.sgs.com.cn
中国·广东·深圳市南山区科技园中区M-10栋1号厂房 邮编: 518057 t (86-755) 26012053 f (86-755) 26710594 sgs.china@sgs.com

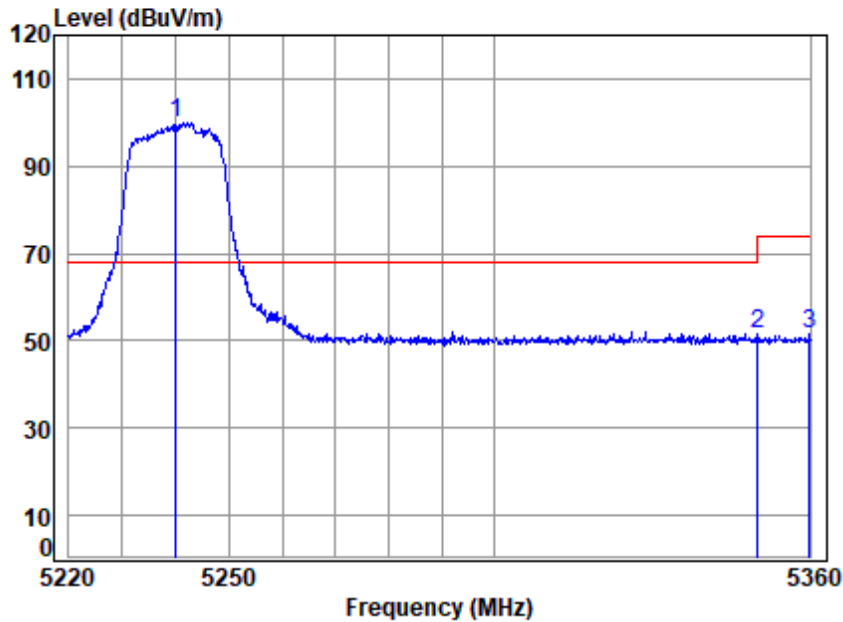
SGS-CSTC Standards Technical Services Co., Ltd. Shenzhen Branch

SZEMC-TRF-01 Rev. A/0 Aug01,2022

Report No.: SZCR230900303105

Page: 154 of 362

Test Mode: 11; Polarity: Vertical; Modulation:802.11ac; Bandwidth:20MHz; Channel:High



Site : chamber
Condition: 3m VERTICAL
Job No : 03031AT
Mode : 5240 Band edge
: 5G WIFI 11AC20

		Cable	Ant	Preamp	Read	Limit	Over	
Freq		Loss	Factor	Factor	Level	Line	Limit	Remark
MHz		dB	dB/m	dB	dBuV	dBuV/m	dBuV/m	dB
1 q 5240.000		7.62	34.08	35.26	93.63	100.07	68.20	31.87 Peak
2 5350.020		7.70	34.40	35.21	44.63	51.52	74.00	-22.48 Peak
3 5359.858		7.71	34.44	35.20	44.78	51.73	74.00	-22.27 Peak



Unless otherwise agreed in writing, this document is issued by the Company subject to its General Conditions of Service printed overleaf, available on request or accessible at <https://www.sgs.com/en/Terms-and-Conditions>. Attention is drawn to the limitation of liability, indemnification and jurisdiction issues defined therein. Any holder of this document is advised that information contained hereon reflects the Company's findings at the time of its intervention only and within the limits of Client's instructions, if any. The Company's sole responsibility is to its Client and this document does not exonerate parties to a transaction from exercising all their rights and obligations under the transaction documents. This document cannot be reproduced except in full, without prior written approval of the Company. Any unauthorized alteration, forgery or falsification of the content or appearance of this document is unlawful and offenders may be prosecuted to the fullest extent of the law. Unless otherwise stated the results shown in this test report refer only to the sample(s) tested and such sample(s) are retained for 30 days only.

Attention: To check the authenticity of testing /inspection report & certificate, please contact us at telephone: (86-755) 8307 1443, or email: CN.Doccheck@sgs.com

No.1 Workshop, M-10, Middle Section, Science & Technology Park, Nanshan District, Shenzhen, Guangdong, China 518057 t (86-755) 26012053 f (86-755) 26710594 www.sgs.com.cn
中国·广东·深圳市南山区科技园中区M-10栋1号厂房 邮编: 518057 t (86-755) 26012053 f (86-755) 26710594 sgs.china@sgs.com

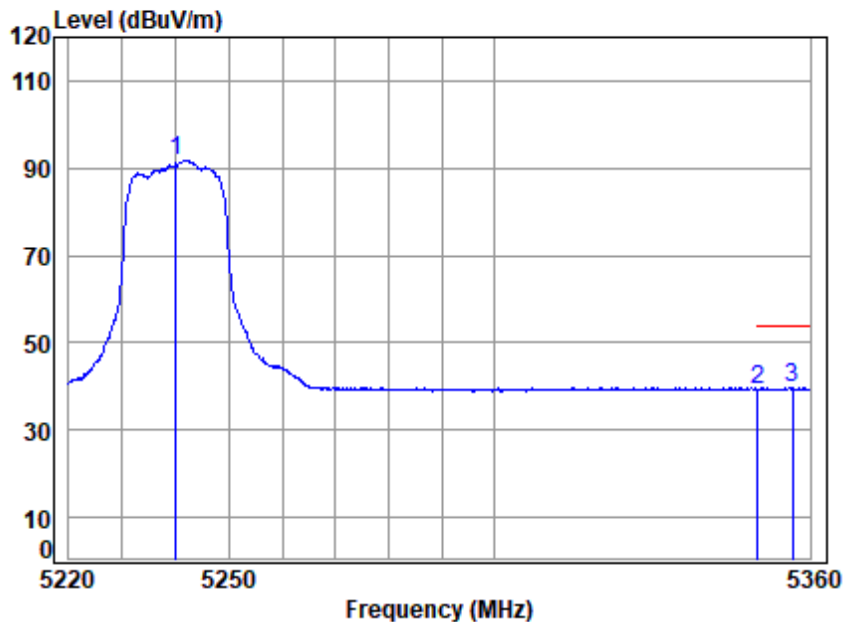
SGS-CSTC Standards Technical Services Co., Ltd. Shenzhen Branch

SZEMC-TRF-01 Rev. A/0 Aug01,2022

Report No.: SZCR230900303105

Page: 155 of 362

Test Mode: 11; Polarity: Vertical; Modulation:802.11ac; Bandwidth:20MHz; Channel:High



Site : chamber
Condition: 3m VERTICAL
Job No : 03031AT
Mode : 5240 Band edge
: 5G WIFI 11AC20

		Cable	Ant	Preamp	Read	Limit	Over	
	Freq	Loss	Factor	Factor	Level	Level	Line	Limit Remark
	MHz	dB	dB/m	dB	dBuV	dBuV/m	dBuV/m	dB
1	5240.000	7.62	34.08	35.26	85.45	91.89	-----	----- Average
2	5350.020	7.70	34.40	35.21	32.38	39.27	54.00	-14.73 Average
3 q	5356.596	7.71	34.43	35.20	32.76	39.70	54.00	-14.30 Average



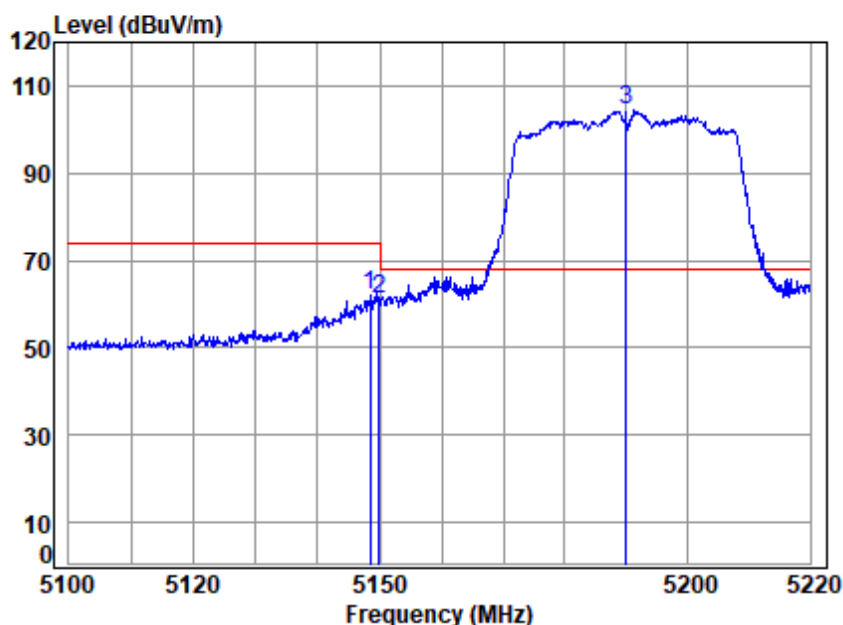
Unless otherwise agreed in writing, this document is issued by the Company subject to its General Conditions of Service printed overleaf, available on request or accessible at <https://www.sgs.com/en/Terms-and-Conditions>. Attention is drawn to the limitation of liability, indemnification and jurisdiction issues defined therein. Any holder of this document is advised that information contained hereon reflects the Company's findings at the time of its intervention only and within the limits of Client's instructions, if any. The Company's sole responsibility is to its Client and this document does not exonerate parties to a transaction from exercising all their rights and obligations under the transaction documents. This document cannot be reproduced except in full, without prior written approval of the Company. Any unauthorized alteration, forgery or falsification of the content or appearance of this document is unlawful and offenders may be prosecuted to the fullest extent of the law. Unless otherwise stated the results shown in this test report refer only to the sample(s) tested and such sample(s) are retained for 30 days only.

Attention: To check the authenticity of testing /inspection report & certificate, please contact us at telephone: (86-755) 8307 1443, or email: CN.Doccheck@sgs.com

SGS-CSTC Standards Technical Services Co., Ltd.
Shenzhen Branch Testing & Calibration Laboratory

No.1 Workshop, M-10, Middle Section, Science & Technology Park, Nanshan District, Shenzhen, Guangdong, China 518057 t (86-755) 26012053 f (86-755) 26710594 www.sgs.com.cn
中国·广东·深圳市南山区科技园中区M-10栋1号厂房 邮编: 518057 t (86-755) 26012053 f (86-755) 26710594 sgs.china@sgs.com

Test Mode: 11; Polarity: Horizontal; Modulation:802.11ac; Bandwidth:40MHz; Channel:Low

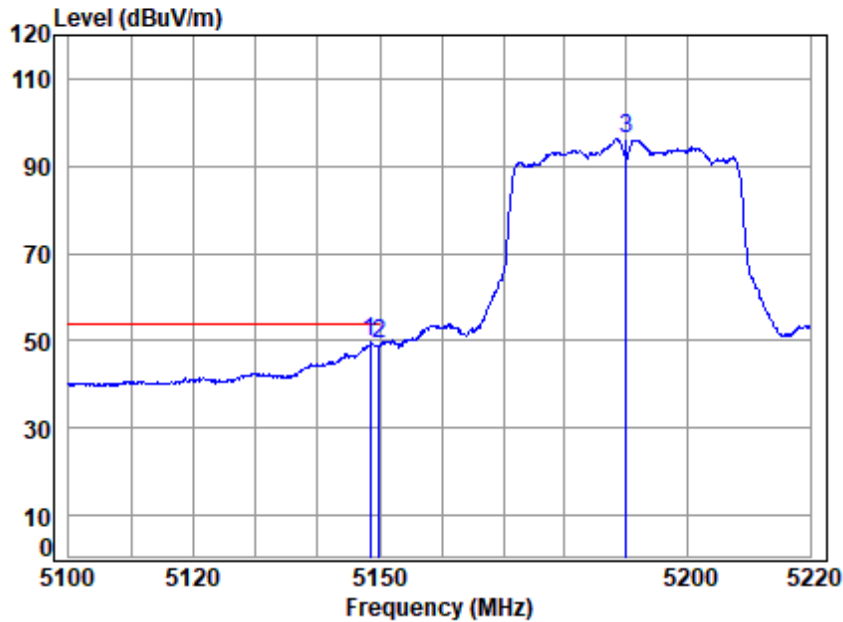


Site : chamber
Condition: 3m HORIZONTAL
Job No : 03031AT
Mode : 5190 Band edge
: 5G WIFI 11AC40

		Cable	Ant	Preamp	Read	Limit	Over	
	Freq	Loss	Factor	Factor	Level	Line	Limit	Remark
	MHz	dB	dB/m	dB	dBuV	dBuV/m	dBuV/m	dB
1	5148.384	7.55	33.90	35.31	55.73	61.87	74.00	-12.13 peak
2	5149.980	7.55	33.90	35.31	55.20	61.34	74.00	-12.66 peak
3 q	5190.000	7.58	33.98	35.29	98.12	104.39	68.20	36.19 peak



Test Mode: 11; Polarity: Horizontal; Modulation:802.11ac; Bandwidth:40MHz; Channel:Low



Site : chamber
Condition: 3m HORIZONTAL
Job No : 03031AT
Mode : 5190 Band edge
: 5G WIFI 11AC40

		Cable	Ant	Preamp	Read	Limit	Over	
	Freq	Loss	Factor	Factor	Level	Level	Line	Limit Remark
	MHz	dB	dB/m	dB	dBuV	dBuV/m	dBuV/m	dB
1 q	5148.503	7.55	33.90	35.31	43.63	49.77	54.00	-4.23 Average
2	5149.980	7.55	33.90	35.31	43.03	49.17	54.00	-4.83 Average
3	5190.000	7.58	33.98	35.29	90.07	96.34	-----	----- Average



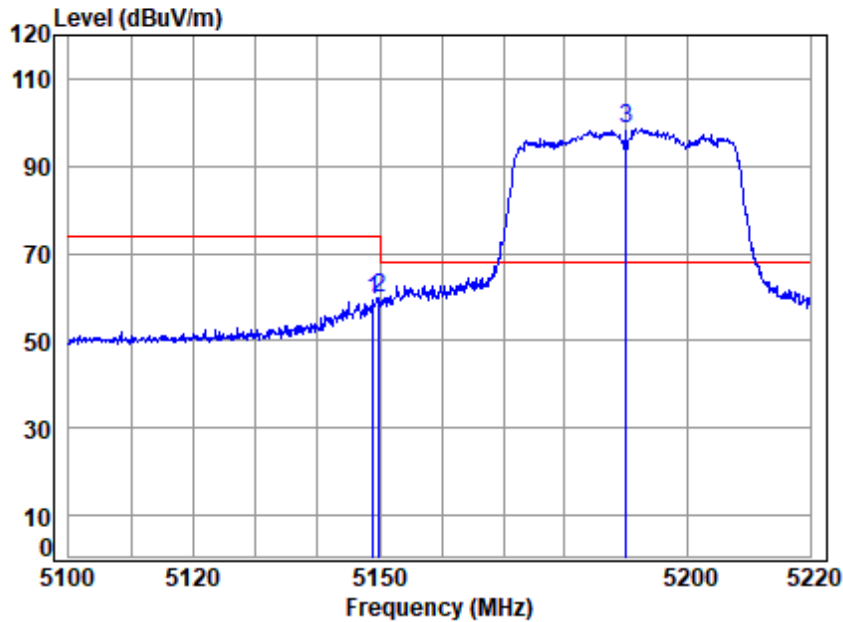
SGS-CSTC Standards Technical Services Co., Ltd. Shenzhen Branch

SZEMC-TRF-01 Rev. A/0 Aug01,2022

Report No.: SZCR230900303105

Page: 158 of 362

Test Mode: 11; Polarity: Vertical; Modulation:802.11ac; Bandwidth:40MHz; Channel:Low



Site : chamber
Condition: 3m VERTICAL
Job No : 03031AT
Mode : 5190 Band edge
: 5G WIFI 11AC40

		Cable	Ant	Preamp	Read	Limit	Over	
	Freq	Loss	Factor	Factor	Level	Line	Limit	Remark
	MHz	dB	dB/m	dB	dBuV	dBuV/m	dBuV/m	dB
1	5148.982	7.55	33.90	35.31	53.12	59.26	74.00	-14.74 Peak
2	5149.980	7.55	33.90	35.31	53.69	59.83	74.00	-14.17 Peak
3 q	5190.000	7.58	33.98	35.29	92.18	98.45	68.20	30.25 Peak



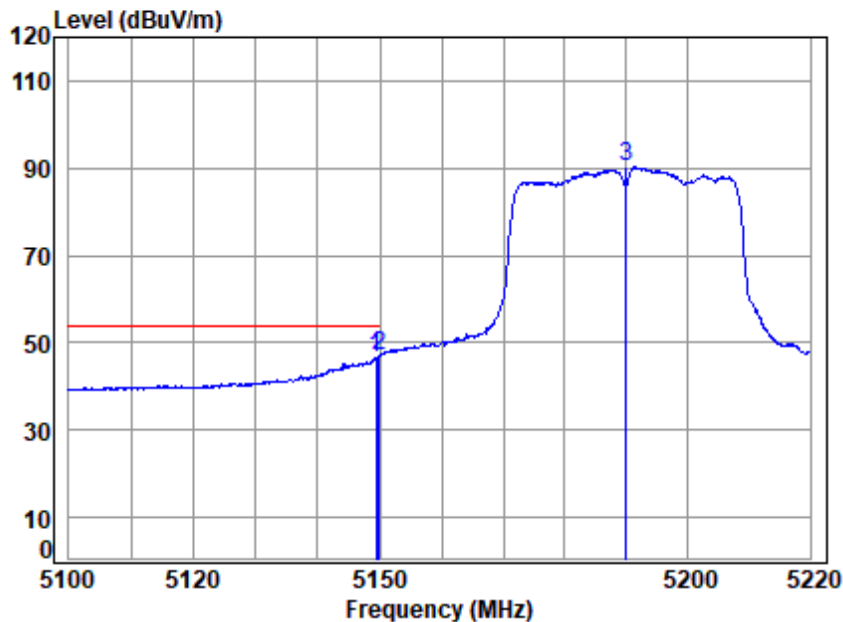
SGS-CSTC Standards Technical Services Co., Ltd.
Shenzhen Branch Inspection & Testing Services

Unless otherwise agreed in writing, this document is issued by the Company subject to its General Conditions of Service printed overleaf, available on request or accessible at <https://www.sgs.com/en/Terms-and-Conditions>. Attention is drawn to the limitation of liability, indemnification and jurisdiction issues defined therein. Any holder of this document is advised that information contained hereon reflects the Company's findings at the time of its intervention only and within the limits of Client's instructions, if any. The Company's sole responsibility is to its Client and this document does not exonerate parties to a transaction from exercising all their rights and obligations under the transaction documents. This document cannot be reproduced except in full, without prior written approval of the Company. Any unauthorized alteration, forgery or falsification of the content or appearance of this document is unlawful and offenders may be prosecuted to the fullest extent of the law. Unless otherwise stated the results shown in this test report refer only to the sample(s) tested and such sample(s) are retained for 30 days only.

Attention: To check the authenticity of testing /inspection report & certificate, please contact us at telephone: (86-755) 8307 1443, or email: CN.Doccheck@sgs.com

No.1 Workshop, M-10, Middle Section, Science & Technology Park, Nanshan District, Shenzhen, Guangdong, China 518057 t (86-755) 26012053 f (86-755) 26710594 www.sgsgroup.com.cn
中国·广东·深圳市南山区科技园中区M-10栋1号厂房 邮编: 518057 t (86-755) 26012053 f (86-755) 26710594 sgs.china@sgs.com

Test Mode: 11; Polarity: Vertical; Modulation:802.11ac; Bandwidth:40MHz; Channel:Low

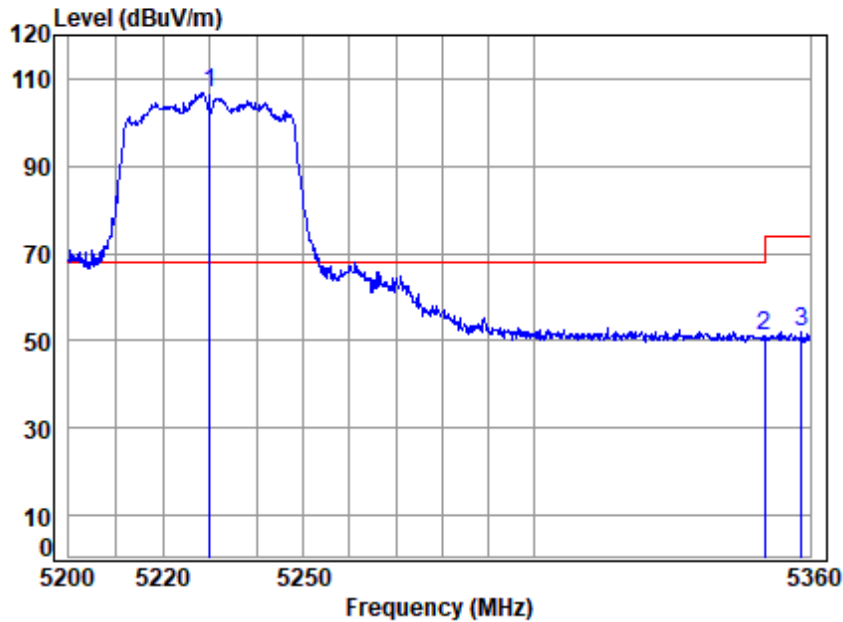


Site : chamber
Condition: 3m VERTICAL
Job No : 03031AT
Mode : 5190 Band edge
: 5G WIFI 11AC40

		Cable	Ant	Preamp	Read	Limit	Over	
	Freq	Loss	Factor	Factor	Level	Level	Line	Limit Remark
	MHz	dB	dB/m	dB	dBuV	dBuV/m	dBuV/m	dB
1	5149.461	7.55	33.90	35.31	40.50	46.64	54.00	-7.36 Average
2 q	5149.980	7.55	33.90	35.31	40.87	47.01	54.00	-6.99 Average
3	5190.000	7.58	33.98	35.29	83.91	90.18	-----	----- Average



Test Mode: 11; Polarity: Horizontal; Modulation:802.11ac; Bandwidth:40MHz; Channel:High



Site : chamber
 Condition: 3m HORIZONTAL
 Job No : 03031AT
 Mode : 5230 Band edge
 : 5G WIFI 11AC40

	Freq	Cable Loss	Ant Factor	Preamp Factor	Read Level	Level	Limit Line	Over Limit	Remark
	MHz	dB	dB/m	dB	dBuV	dBuV/m	dBuV/m	dB	
1 q	5230.000	7.61	34.06	35.27	100.26	106.66	68.20	38.46	peak
2	5350.020	7.70	34.40	35.21	44.31	51.20	74.00	-22.80	peak
3	5358.213	7.71	34.43	35.20	45.10	52.04	74.00	-21.96	peak



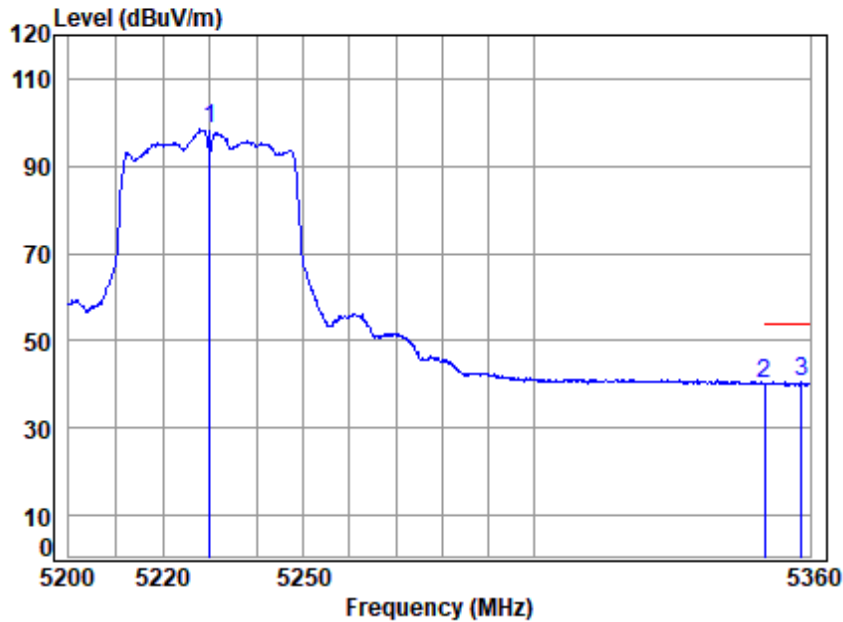
SGS-CSTC Standards Technical Services Co., Ltd. Shenzhen Branch

SZEMC-TRF-01 Rev. A/0 Aug01,2022

Report No.: SZCR230900303105

Page: 161 of 362

Test Mode: 11; Polarity: Horizontal; Modulation:802.11ac; Bandwidth:40MHz; Channel:High



Site : chamber
Condition: 3m HORIZONTAL
Job No : 03031AT
Mode : 5230 Band edge
: 5G WIFI 11AC40

		Cable	Ant	Preamp	Read	Limit	Over	
	Freq	Loss	Factor	Factor	Level	Level	Line	Limit Remark
	MHz	dB	dB/m	dB	dBuV	dBuV/m	dBuV/m	dB
1	5230.000	7.61	34.06	35.27	91.93	98.33	-----	----- Average
2	5350.020	7.70	34.40	35.21	33.47	40.36	54.00	-13.64 Average
3 q	5358.213	7.71	34.43	35.20	33.55	40.49	54.00	-13.51 Average



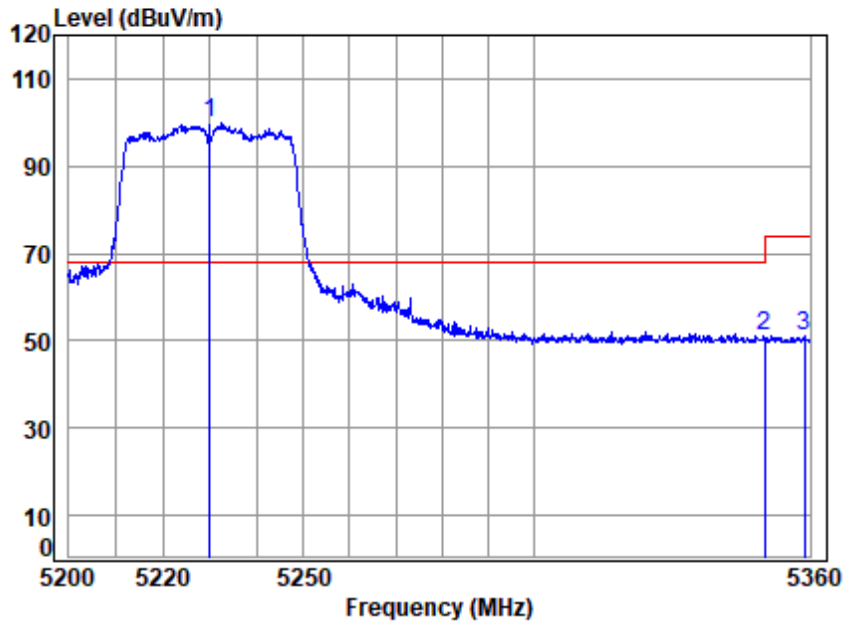
SGS-CSTC Standards Technical Services Co., Ltd.
Shenzhen Branch Inspection & Testing Laboratory

Unless otherwise agreed in writing, this document is issued by the Company subject to its General Conditions of Service printed overleaf, available on request or accessible at <https://www.sgs.com/en/Terms-and-Conditions>. Attention is drawn to the limitation of liability, indemnification and jurisdiction issues defined therein. Any holder of this document is advised that information contained hereon reflects the Company's findings at the time of its intervention only and within the limits of Client's instructions, if any. The Company's sole responsibility is to its Client and this document does not exonerate parties to a transaction from exercising all their rights and obligations under the transaction documents. This document cannot be reproduced except in full, without prior written approval of the Company. Any unauthorized alteration, forgery or falsification of the content or appearance of this document is unlawful and offenders may be prosecuted to the fullest extent of the law. Unless otherwise stated the results shown in this test report refer only to the sample(s) tested and such sample(s) are retained for 30 days only.

Attention: To check the authenticity of testing /inspection report & certificate, please contact us at telephone: (86-755) 8307 1443, or email: CN.Doccheck@sgs.com

No.1 Workshop, M-10, Middle Section, Science & Technology Park, Nanshan District, Shenzhen, Guangdong, China 518057 t (86-755) 26012053 f (86-755) 26710594 www.sgs.com.cn
中国·广东·深圳市南山区科技园中区M-10栋1号厂房 邮编: 518057 t (86-755) 26012053 f (86-755) 26710594 sgs.china@sgs.com

Test Mode: 11; Polarity: Vertical; Modulation:802.11ac; Bandwidth:40MHz; Channel:High



Site : chamber
Condition: 3m VERTICAL
Job No : 03031AT
Mode : 5230 Band edge
: 5G WIFI 11AC40

		Cable	Ant	Preamp	Read	Limit	Over	
	Freq	Loss	Factor	Factor	Level	Line	Limit	Remark
	MHz	dB	dB/m	dB	dBuV	dBuV/m	dBuV/m	dB
1 q	5230.000	7.61	34.06	35.27	93.39	99.79	68.20	31.59 Peak
2	5350.020	7.70	34.40	35.21	44.00	50.89	74.00	-23.11 Peak
3	5358.701	7.71	34.43	35.20	44.23	51.17	74.00	-22.83 Peak



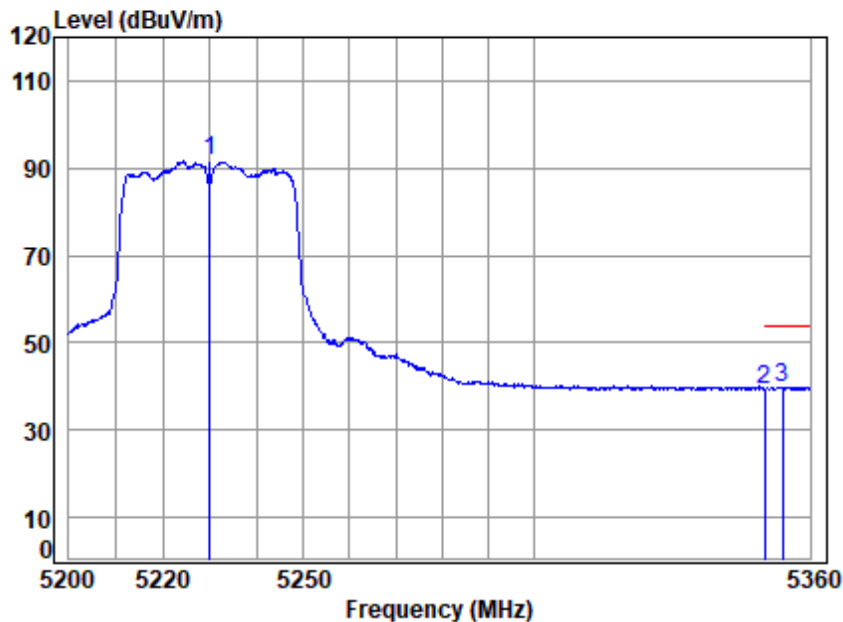
SGS-CSTC Standards Technical Services Co., Ltd. Shenzhen Branch

SZEMC-TRF-01 Rev. A/0 Aug01,2022

Report No.: SZCR230900303105

Page: 163 of 362

Test Mode: 11; Polarity: Vertical; Modulation:802.11ac; Bandwidth:40MHz; Channel:High



Site : chamber
Condition: 3m VERTICAL
Job No : 03031AT
Mode : 5230 Band edge
: 5G WIFI 11AC40

		Cable	Ant	Preamp	Read	Limit	Over	
Freq	Loss	Factor	Factor	Level	Level	Line	Limit	Remark
MHz	dB	dB/m	dB	dBuV	dBuV/m	dBuV/m	dB	
1 5230.000	7.61	34.06	35.27	85.10	91.50	-----	-----	Average
2 5350.020	7.70	34.40	35.21	32.58	39.47	54.00	-14.53	Average
3 q 5353.993	7.71	34.42	35.21	33.00	39.92	54.00	-14.08	Average



SGS-CSTC Standards Technical Services Co., Ltd.
Shenzhen Branch

Unless otherwise agreed in writing, this document is issued by the Company subject to its General Conditions of Service printed overleaf, available on request or accessible at <https://www.sgs.com/en/Terms-and-Conditions>. Attention is drawn to the limitation of liability, indemnification and jurisdiction issues defined therein. Any holder of this document is advised that information contained hereon reflects the Company's findings at the time of its intervention only and within the limits of Client's instructions, if any. The Company's sole responsibility is to its Client and this document does not exonerate parties to a transaction from exercising all their rights and obligations under the transaction documents. This document cannot be reproduced except in full, without prior written approval of the Company. Any unauthorized alteration, forgery or falsification of the content or appearance of this document is unlawful and offenders may be prosecuted to the fullest extent of the law. Unless otherwise stated the results shown in this test report refer only to the sample(s) tested and such sample(s) are retained for 30 days only.

Attention: To check the authenticity of testing /inspection report & certificate, please contact us at telephone: (86-755) 8307 1443, or email: CN.Doccheck@sgs.com

No.1 Workshop, M-10, Middle Section, Science & Technology Park, Nanshan District, Shenzhen, Guangdong, China 518057 t (86-755) 26012053 f (86-755) 26710594 www.sgs.com.cn
中国·广东·深圳市南山区科技园中区M-10栋1号厂房 邮编: 518057 t (86-755) 26012053 f (86-755) 26710594 sgs.china@sgs.com

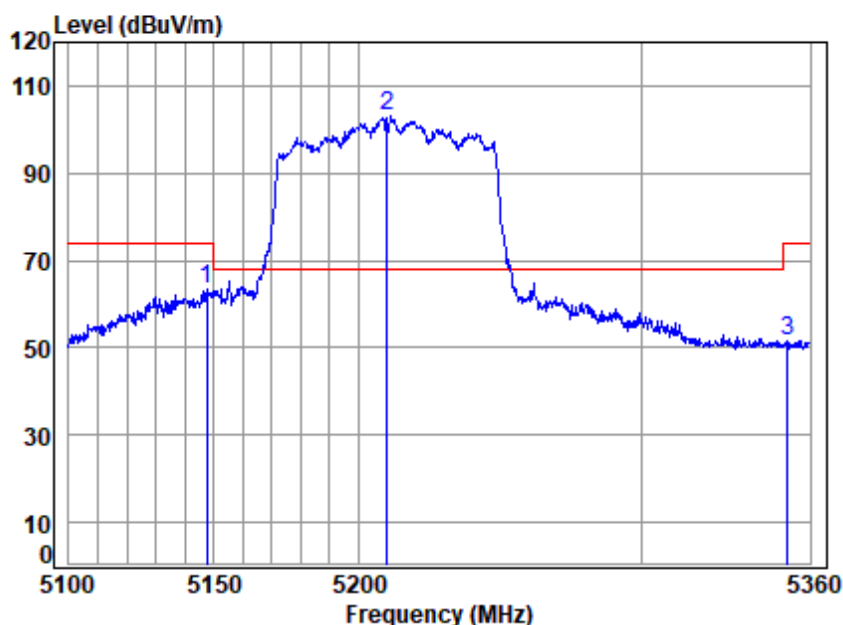
SGS-CSTC Standards Technical Services Co., Ltd. Shenzhen Branch

SZEMC-TRF-01 Rev. A/0 Aug01,2022

Report No.: SZCR230900303105

Page: 164 of 362

Test Mode: 11; Polarity: Horizontal; Modulation:802.11ac; Bandwidth:80MHz; Channel:middle



Site : chamber
Condition: 3m HORIZONTAL
Job No : 03031AT
Mode : 5210 Band edge
: 5G WIFI 11AC80

		Cable	Ant	Preamp	Read		Limit	Over	
	Freq	Loss	Factor	Factor	Level	Level	Line	Limit	Remark
	MHz	dB	dB/m	dB	dBuV	dBuV/m	dBuV/m	dB	
1	5147.386	7.55	33.91	35.31	57.18	63.33	74.00	-10.67	peak
2 q	5210.000	7.60	34.02	35.28	96.65	102.99	68.20	34.79	peak
3	5351.744	7.71	34.41	35.21	44.74	51.65	74.00	-22.35	peak



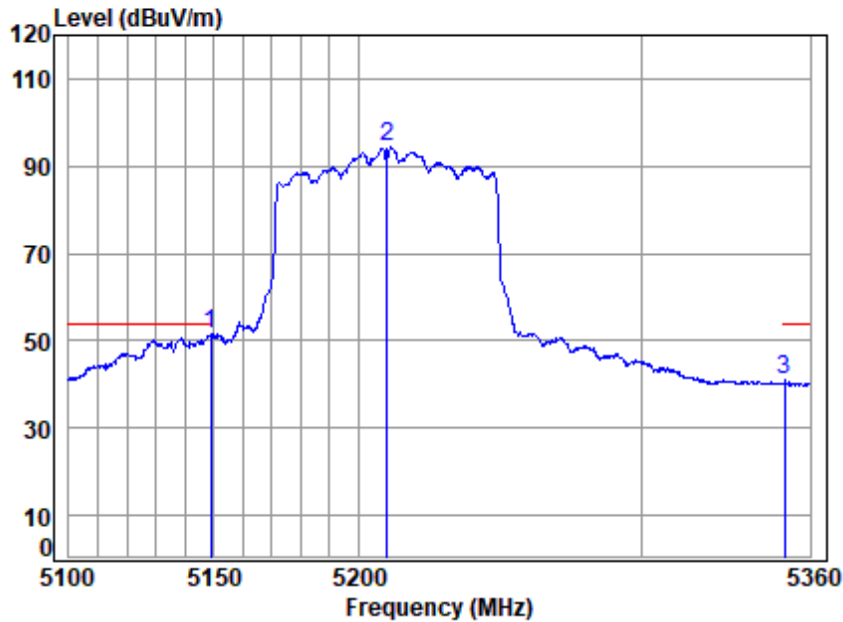
SGS-CSTC Standards Technical Services Co., Ltd.
Shenzhen Branch Inspection & Testing Laboratory

Unless otherwise agreed in writing, this document is issued by the Company subject to its General Conditions of Service printed overleaf, available on request or accessible at <https://www.sgs.com/en/Terms-and-Conditions>. Attention is drawn to the limitation of liability, indemnification and jurisdiction issues defined therein. Any holder of this document is advised that information contained hereon reflects the Company's findings at the time of its intervention only and within the limits of Client's instructions, if any. The Company's sole responsibility is to its Client and this document does not exonerate parties to a transaction from exercising all their rights and obligations under the transaction documents. This document cannot be reproduced except in full, without prior written approval of the Company. Any unauthorized alteration, forgery or falsification of the content or appearance of this document is unlawful and offenders may be prosecuted to the fullest extent of the law. Unless otherwise stated the results shown in this test report refer only to the sample(s) tested and such sample(s) are retained for 30 days only.

Attention: To check the authenticity of testing /inspection report & certificate, please contact us at telephone: (86-755) 8307 1443, or email: CN.Doccheck@sgs.com

No.1 Workshop, M-10, Middle Section, Science & Technology Park, Nanshan District, Shenzhen, Guangdong, China 518057 t (86-755) 26012053 f (86-755) 26710594 www.ssgroup.com.cn
中国·广东·深圳市南山区科技园中区M-10栋1号厂房 邮编: 518057 t (86-755) 26012053 f (86-755) 26710594 sgs.china@sgs.com

Test Mode: 11; Polarity: Horizontal; Modulation:802.11ac; Bandwidth:80MHz; Channel:middle

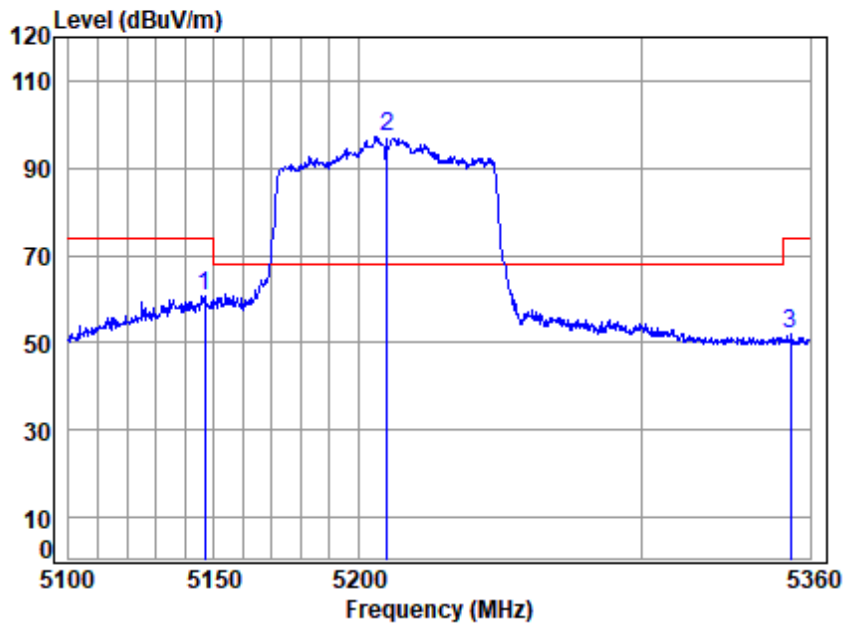


Site : chamber
Condition: 3m HORIZONTAL
Job No : 03031AT
Mode : 5210 Band edge
: 5G WIFI 11AC80

		Cable	Ant	Preamp	Read	Limit	Over	
Freq		Loss	Factor	Factor	Level	Line	Limit	Remark
MHz		dB	dB/m	dB	dBuV	dBuV/m	dBuV/m	dB
1 q 5148.667		7.55	33.90	35.31	45.42	51.56	54.00	-2.44 Average
2 5210.000		7.60	34.02	35.28	87.88	94.22	-----	----- Average
3 5350.946		7.71	34.40	35.21	33.95	40.85	54.00	-13.15 Average



Test Mode: 11; Polarity: Vertical; Modulation:802.11ac; Bandwidth:80MHz; Channel:middle



Site : chamber
Condition: 3m VERTICAL
Job No : 03031AT
Mode : 5210 Band edge
: 5G WIFI 11AC80

		Cable	Ant	Preamp	Read	Limit	Over	
	Freq	Loss	Factor	Factor	Level	Line	Limit	Remark
	MHz	dB	dB/m	dB	dBuV	dBuV/m	dBuV/m	dB
1	5146.619	7.55	33.91	35.31	54.63	60.78	74.00	-13.22 Peak
2 q	5210.000	7.60	34.02	35.28	90.76	97.10	68.20	28.90 Peak
3	5353.075	7.71	34.41	35.21	45.01	51.92	74.00	-22.08 Peak



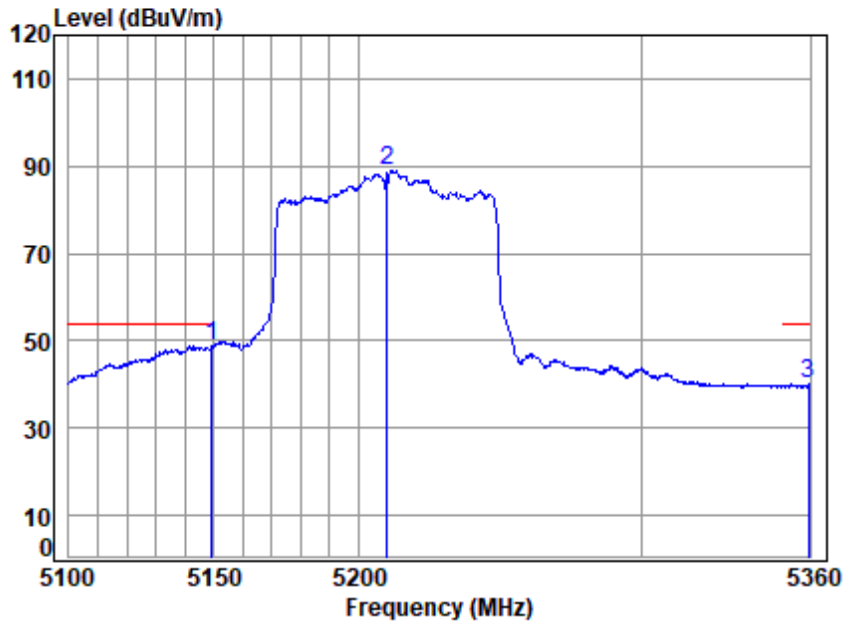
SGS-CSTC Standards Technical Services Co., Ltd. Shenzhen Branch

SZEMC-TRF-01 Rev. A/0 Aug01,2022

Report No.: SZCR230900303105

Page: 167 of 362

Test Mode: 11; Polarity: Vertical; Modulation:802.11ac; Bandwidth:80MHz; Channel:middle



Site : chamber
Condition: 3m VERTICAL
Job No : 03031AT
Mode : 5210 Band edge
: 5G WIFI 11AC80

	Freq	Cable Loss	Ant Factor	Preamp Factor	Read Level	Level	Limit Line	Over Limit	Remark
	MHz	dB	dB/m	dB	dBuV	dBuV/m	dBuV/m	dB	
1 q	5149.178	7.55	33.90	35.31	42.80	48.94	54.00	-5.06	Average
2	5210.000	7.60	34.02	35.28	82.53	88.87	-----	-----	Average
3	5359.467	7.71	34.44	35.20	33.00	39.95	54.00	-14.05	Average



Unless otherwise agreed in writing, this document is issued by the Company subject to its General Conditions of Service printed overleaf, available on request or accessible at <https://www.sgs.com/en/Terms-and-Conditions>. Attention is drawn to the limitation of liability, indemnification and jurisdiction issues defined therein. Any holder of this document is advised that information contained hereon reflects the Company's findings at the time of its intervention only and within the limits of Client's instructions, if any. The Company's sole responsibility is to its Client and this document does not exonerate parties to a transaction from exercising all their rights and obligations under the transaction documents. This document cannot be reproduced except in full, without prior written approval of the Company. Any unauthorized alteration, forgery or falsification of the content or appearance of this document is unlawful and offenders may be prosecuted to the fullest extent of the law. Unless otherwise stated the results shown in this test report refer only to the sample(s) tested and such sample(s) are retained for 30 days only.

Attention: To check the authenticity of testing /inspection report & certificate, please contact us at telephone: (86-755) 8307 1443, or email: CN.Doccheck@sgs.com

SGS-CSTC Standards Technical Services Co., Ltd.
Shenzhen Branch Testing & Calibration Laboratory

No.1 Workshop, M-10, Middle Section, Science & Technology Park, Nanshan District, Shenzhen, Guangdong, China 518057 t (86-755) 26012053 f (86-755) 26710594 www.sgs.com.cn
中国·广东·深圳市南山区科技园中区M-10栋1号厂房 邮编: 518057 t (86-755) 26012053 f (86-755) 26710594 sgs.china@sgs.com

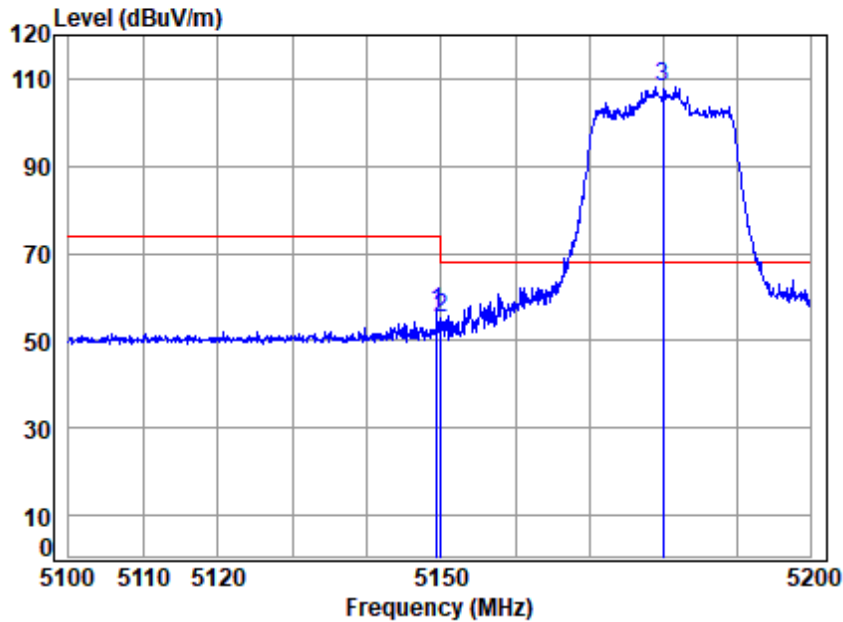
SGS-CSTC Standards Technical Services Co., Ltd. Shenzhen Branch

SZEMC-TRF-01 Rev. A/0 Aug01,2022

Report No.: SZCR230900303105

Page: 168 of 362

Test Mode: 11; Polarity: Horizontal; Modulation:802.11ax(Full RU0); Bandwidth:20MHz; Channel:Low



Site : chamber
Condition: 3m HORIZONTAL
Job No : 03031AT
Mode : 5180 Band edge
: 5G WIFI 11AX20

	Freq	Cable Loss	Ant Factor	Preamp Factor	Read Level	Level	Limit Line	Over Limit	Remark
	MHz	dB	dB/m	dB	dBuV	dBuV/m	dBuV/m	dB	
1	5149.458	7.55	33.90	35.31	50.23	56.37	74.00	-17.63	peak
2	5149.980	7.55	33.90	35.31	48.95	55.09	74.00	-18.91	peak
3 q	5180.000	7.57	33.96	35.29	101.81	108.05	68.20	39.85	peak



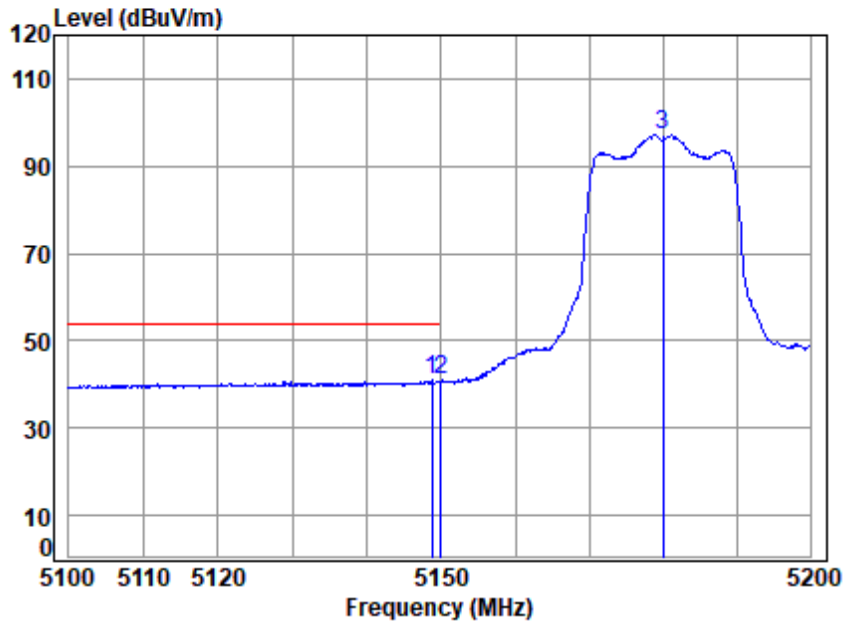
SGS-CSTC Standards Technical Services Co., Ltd.
Shenzhen Branch Testing & Calibration Laboratory

Unless otherwise agreed in writing, this document is issued by the Company subject to its General Conditions of Service printed overleaf, available on request or accessible at <https://www.sgs.com/en/Terms-and-Conditions>. Attention is drawn to the limitation of liability, indemnification and jurisdiction issues defined therein. Any holder of this document is advised that information contained hereon reflects the Company's findings at the time of its intervention only and within the limits of Client's instructions, if any. The Company's sole responsibility is to its Client and this document does not exonerate parties to a transaction from exercising all their rights and obligations under the transaction documents. This document cannot be reproduced except in full, without prior written approval of the Company. Any unauthorized alteration, forgery or falsification of the content or appearance of this document is unlawful and offenders may be prosecuted to the fullest extent of the law. Unless otherwise stated the results shown in this test report refer only to the sample(s) tested and such sample(s) are retained for 30 days only.

Attention: To check the authenticity of testing /inspection report & certificate, please contact us at telephone: (86-755) 8307 1443, or email: CN.Doccheck@sgs.com

No.1 Workshop, M-10, Middle Section, Science & Technology Park, Nanshan District, Shenzhen, Guangdong, China 518057 t (86-755) 26012053 f (86-755) 26710594 www.sgs.com.cn
中国·广东·深圳市南山区科技园中区M-10栋1号厂房 邮编: 518057 t (86-755) 26012053 f (86-755) 26710594 sgs.china@sgs.com

Test Mode: 11; Polarity: Horizontal; Modulation:802.11ax(Full RU0); Bandwidth:20MHz; Channel:Low



Site : chamber
Condition: 3m HORIZONTAL
Job No : 03031AT
Mode : 5180 Band edge
: 5G WIFI 11AX20

		Cable	Ant	Preamp	Read	Limit	Over	
Freq	Loss	Factor	Factor	Level	Level	Line	Limit	Remark
MHz	dB	dB/m	dB	dBuV	dBuV/m	dBuV/m	dB	
1	5148.757	7.55	33.90	35.31	34.70	40.84	54.00	-13.16 Average
2 q	5149.980	7.55	33.90	35.31	34.78	40.92	54.00	-13.08 Average
3	5180.000	7.57	33.96	35.29	90.87	97.11	-----	----- Average



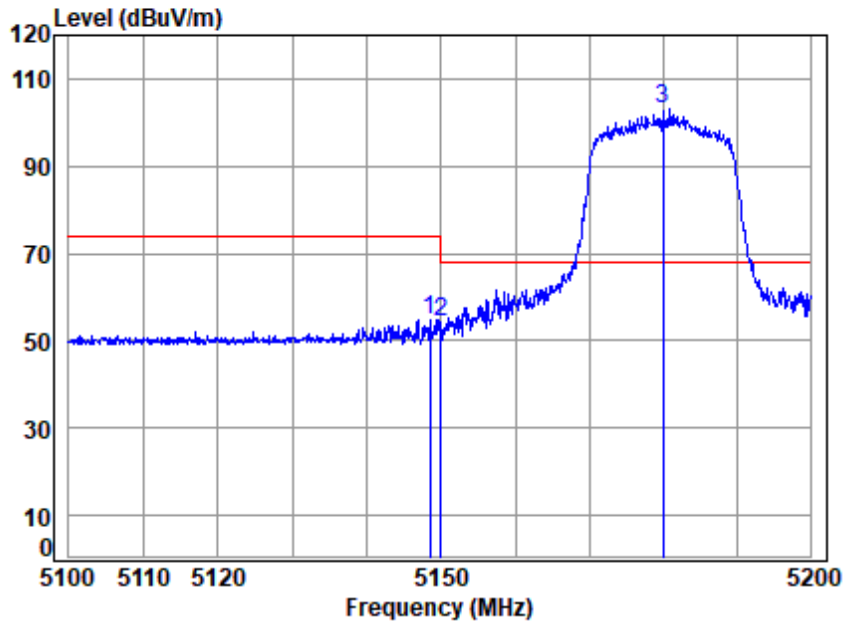
SGS-CSTC Standards Technical Services Co., Ltd. Shenzhen Branch

SZEMC-TRF-01 Rev. A/0 Aug01,2022

Report No.: SZCR230900303105

Page: 170 of 362

Test Mode: 11; Polarity: Vertical; Modulation:802.11ax(Full RU0); Bandwidth:20MHz; Channel:Low



Site : chamber
Condition: 3m VERTICAL
Job No : 03031AT
Mode : 5180 Band edge
: 5G WIFI 11AX20

	Freq	Cable Loss	Ant Factor	Preamp Factor	Read Level	Level	Limit Line	Over Limit	Remark
	MHz	dB	dB/m	dB	dBuV	dBuV/m	dBuV/m	dB	
1	5148.458	7.55	33.90	35.31	48.43	54.57	74.00	-19.43	Peak
2	5149.980	7.55	33.90	35.31	48.10	54.24	74.00	-19.76	Peak
3 q	5180.000	7.57	33.96	35.29	96.78	103.02	68.20	34.82	Peak



SGS-CSTC Standards Technical Services Co., Ltd.
Shenzhen Branch Testing and Calibration Laboratory

Unless otherwise agreed in writing, this document is issued by the Company subject to its General Conditions of Service printed overleaf, available on request or accessible at <https://www.sgs.com/en/Terms-and-Conditions>. Attention is drawn to the limitation of liability, indemnification and jurisdiction issues defined therein. Any holder of this document is advised that information contained hereon reflects the Company's findings at the time of its intervention only and within the limits of Client's instructions, if any. The Company's sole responsibility is to its Client and this document does not exonerate parties to a transaction from exercising all their rights and obligations under the transaction documents. This document cannot be reproduced except in full, without prior written approval of the Company. Any unauthorized alteration, forgery or falsification of the content or appearance of this document is unlawful and offenders may be prosecuted to the fullest extent of the law. Unless otherwise stated the results shown in this test report refer only to the sample(s) tested and such sample(s) are retained for 30 days only.

Attention: To check the authenticity of testing /inspection report & certificate, please contact us at telephone: (86-755) 8307 1443, or email: CN.Doccheck@sgs.com

No.1 Workshop, M-10, Middle Section, Science & Technology Park, Nanshan District, Shenzhen, Guangdong, China 518057 t (86-755) 26012053 f (86-755) 26710594 www.sgs.com.cn
中国·广东·深圳市南山区科技园中区M-10栋1号厂房 邮编: 518057 t (86-755) 26012053 f (86-755) 26710594 sgs.china@sgs.com

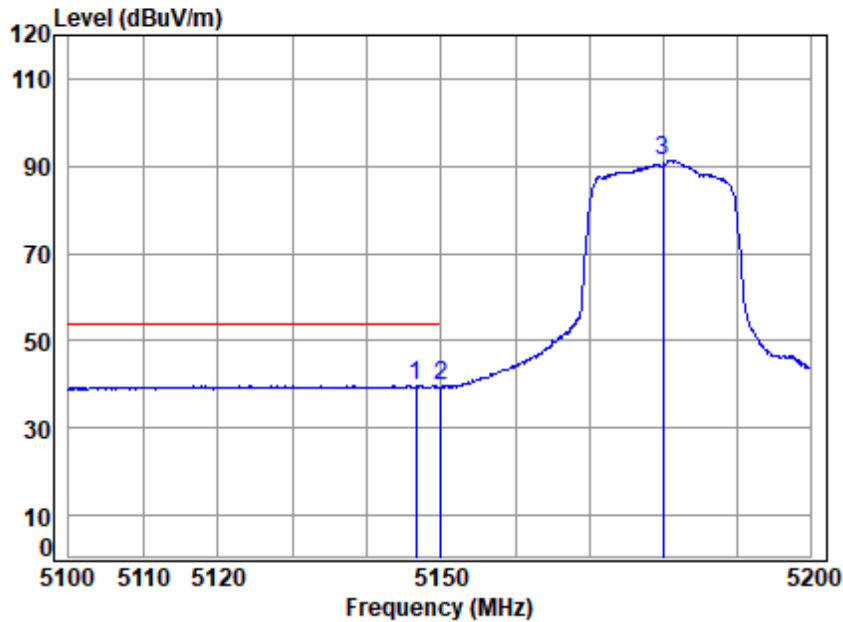
SGS-CSTC Standards Technical Services Co., Ltd. Shenzhen Branch

SZEMC-TRF-01 Rev. A/0 Aug01,2022

Report No.: SZCR230900303105

Page: 171 of 362

Test Mode: 11; Polarity: Vertical; Modulation:802.11ax(Full RU0); Bandwidth:20MHz; Channel:Low



Site : chamber
Condition: 3m VERTICAL
Job No : 03031AT
Mode : 5180 Band edge
: 5G WIFI 11AX20

		Cable	Ant	Preamp	Read	Limit	Over	
Freq	Loss	Factor	Factor	Level	Level	Line	Limit	Remark
MHz	dB	dB/m	dB	dBuV	dBuV/m	dBuV/m	dB	
1 q 5146.658	7.55	33.91	35.31	33.71	39.86	54.00	-14.14	Average
2 5149.980	7.55	33.90	35.31	33.38	39.52	54.00	-14.48	Average
3 5180.000	7.57	33.96	35.29	85.03	91.27	-----	-----	Average



SGS-CSTC Standards Technical Services Co., Ltd.
Shenzhen Branch

Unless otherwise agreed in writing, this document is issued by the Company subject to its General Conditions of Service printed overleaf, available on request or accessible at <https://www.sgs.com/en/Terms-and-Conditions>. Attention is drawn to the limitation of liability, indemnification and jurisdiction issues defined therein. Any holder of this document is advised that information contained hereon reflects the Company's findings at the time of its intervention only and within the limits of Client's instructions, if any. The Company's sole responsibility is to its Client and this document does not exonerate parties to a transaction from exercising all their rights and obligations under the transaction documents. This document cannot be reproduced except in full, without prior written approval of the Company. Any unauthorized alteration, forgery or falsification of the content or appearance of this document is unlawful and offenders may be prosecuted to the fullest extent of the law. Unless otherwise stated the results shown in this test report refer only to the sample(s) tested and such sample(s) are retained for 30 days only.

Attention: To check the authenticity of testing /inspection report & certificate, please contact us at telephone: (86-755) 8307 1443, or email: CN.Doccheck@sgs.com

No.1 Workshop, M-10, Middle Section, Science & Technology Park, Nanshan District, Shenzhen, Guangdong, China 518057 t (86-755) 26012053 f (86-755) 26710594 www.sgs.com.cn
中国·广东·深圳市南山区科技园中区M-10栋1号厂房 邮编: 518057 t (86-755) 26012053 f (86-755) 26710594 sgs.china@sgs.com

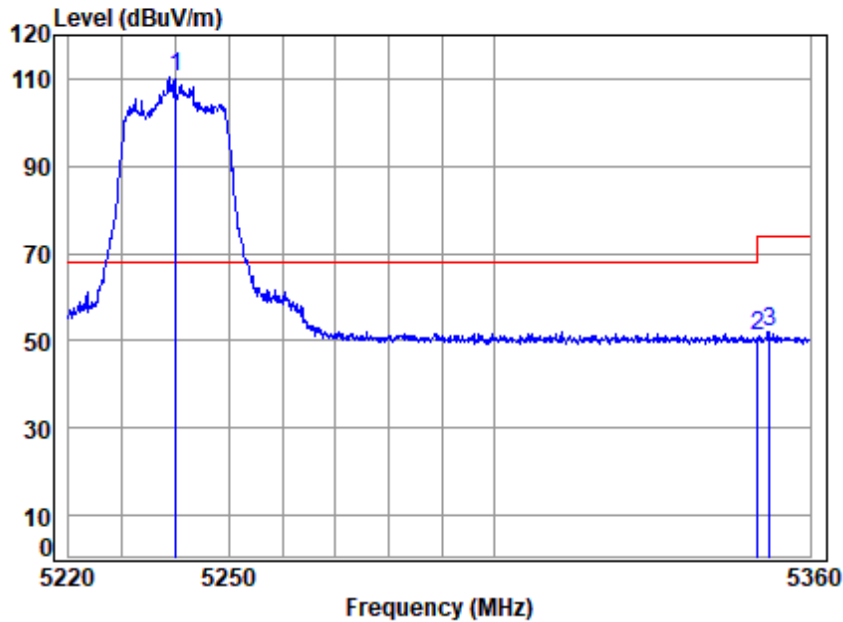
SGS-CSTC Standards Technical Services Co., Ltd. Shenzhen Branch

SZEMC-TRF-01 Rev. A/0 Aug01,2022

Report No.: SZCR230900303105

Page: 172 of 362

Test Mode: 11; Polarity: Horizontal; Modulation:802.11ax(Full RU0); Bandwidth:20MHz; Channel:High



Site : chamber
Condition: 3m HORIZONTAL
Job No : 03031AT
Mode : 5240 Band edge
: 5G WIFI 11AX20

		Cable	Ant	Preamp	Read	Limit	Over	
Freq		Loss	Factor	Factor	Level	Level	Limit	Remark
MHz		dB	dB/m	dB	dBuV	dBuV/m	dBuV/m	dB
1 q	5240.000	7.62	34.08	35.26	103.93	110.37	68.20	42.17 peak
2	5350.020	7.70	34.40	35.21	44.17	51.06	74.00	-22.94 peak
3	5352.345	7.71	34.41	35.21	45.00	51.91	74.00	-22.09 peak

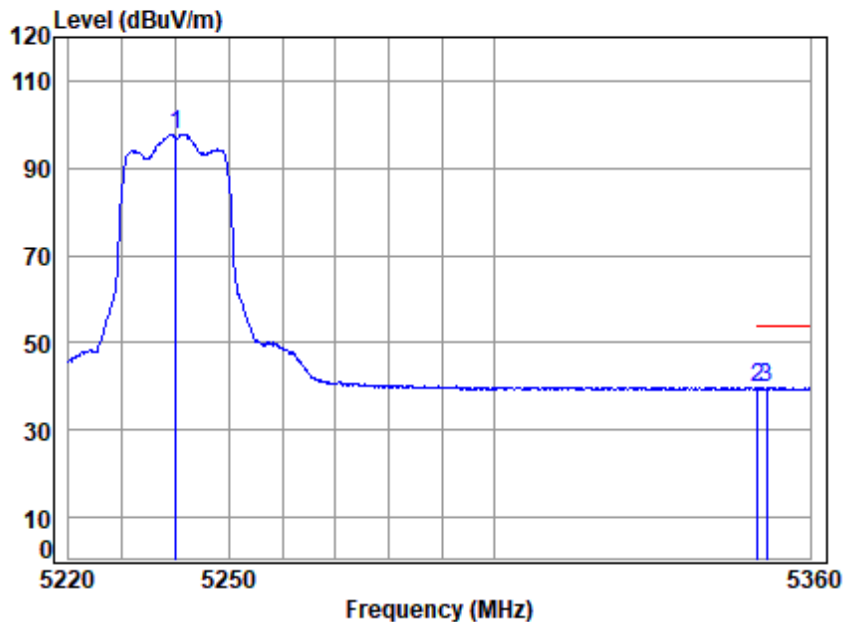
SGS-CSTC Standards Technical Services Co., Ltd. Shenzhen Branch

SZEMC-TRF-01 Rev. A/0 Aug01,2022

Report No.: SZCR230900303105

Page: 173 of 362

Test Mode: 11; Polarity: Horizontal; Modulation:802.11ax(Full RU0); Bandwidth:20MHz; Channel:High



Site : chamber
Condition: 3m HORIZONTAL
Job No : 03031AT
Mode : 5240 Band edge
: 5G WIFI 11AX20

		Cable	Ant	Preamp	Read	Limit	Over	
Freq		Loss	Factor	Factor	Level	Level	Line	Limit Remark
MHz		dB	dB/m	dB	dBuV	dBuV/m	dBuV/m	dB
1	5240.000	7.62	34.08	35.26	91.26	97.70	-----	----- Average
2 q	5350.020	7.70	34.40	35.21	32.95	39.84	54.00	-14.16 Average
3	5351.778	7.71	34.41	35.21	32.81	39.72	54.00	-14.28 Average



SGS-CSTC Standards Technical Services Co., Ltd.
Shenzhen Branch

Unless otherwise agreed in writing, this document is issued by the Company subject to its General Conditions of Service printed overleaf, available on request or accessible at <https://www.sgs.com/en/Terms-and-Conditions>. Attention is drawn to the limitation of liability, indemnification and jurisdiction issues defined therein. Any holder of this document is advised that information contained hereon reflects the Company's findings at the time of its intervention only and within the limits of Client's instructions, if any. The Company's sole responsibility is to its Client and this document does not exonerate parties to a transaction from exercising all their rights and obligations under the transaction documents. This document cannot be reproduced except in full, without prior written approval of the Company. Any unauthorized alteration, forgery or falsification of the content or appearance of this document is unlawful and offenders may be prosecuted to the fullest extent of the law. Unless otherwise stated the results shown in this test report refer only to the sample(s) tested and such sample(s) are retained for 30 days only.

Attention: To check the authenticity of testing /inspection report & certificate, please contact us at telephone: (86-755) 8307 1443, or email: CN.Doccheck@sgs.com

No.1 Workshop, M-10, Middle Section, Science & Technology Park, Nanshan District, Shenzhen, Guangdong, China 518057 t (86-755) 26012053 f (86-755) 26710594 www.sgs.com.cn
中国·广东·深圳市南山区科技园中区M-10栋1号厂房 邮编: 518057 t (86-755) 26012053 f (86-755) 26710594 sgs.china@sgs.com

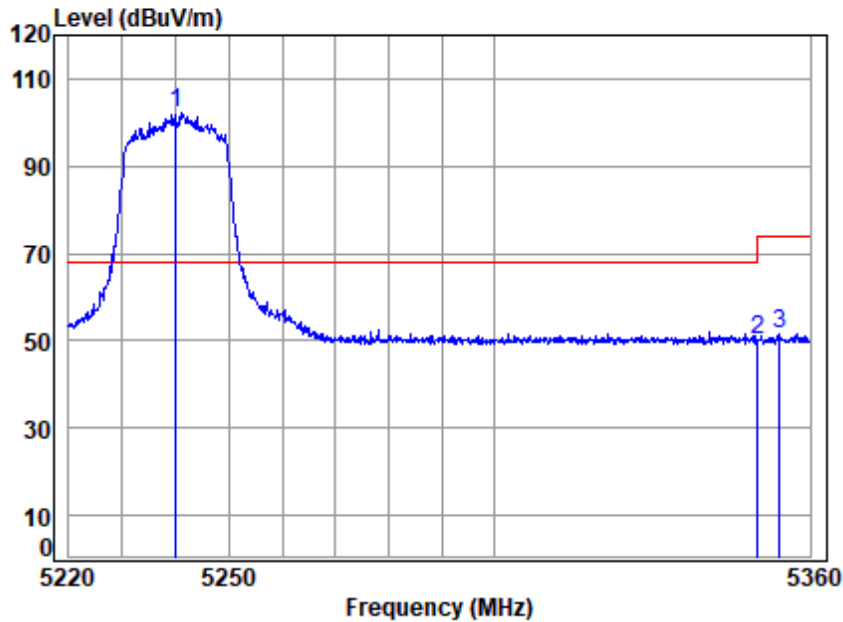
SGS-CSTC Standards Technical Services Co., Ltd. Shenzhen Branch

SZEMC-TRF-01 Rev. A/0 Aug01,2022

Report No.: SZCR230900303105

Page: 174 of 362

Test Mode: 11; Polarity: Vertical; Modulation:802.11ax(Full RU0); Bandwidth:20MHz; Channel:High



Site : chamber
Condition: 3m VERTICAL
Job No : 03031AT
Mode : 5240 Band edge
: 5G WIFI 11AX20

		Cable	Ant	Preamp	Read	Limit	Over	
Freq		Loss	Factor	Factor	Level	Line	Limit	Remark
MHz		dB	dB/m	dB	dBuV	dBuV/m	dBuV/m	dB
1 q 5240.000		7.62	34.08	35.26	95.92	102.36	68.20	34.16 Peak
2 5350.020		7.70	34.40	35.21	43.39	50.28	74.00	-23.72 Peak
3 5354.187		7.71	34.42	35.21	44.63	51.55	74.00	-22.45 Peak



SGS-CSTC Standards Technical Services Co., Ltd.
Shenzhen Branch Testing & Calibration Laboratory

Unless otherwise agreed in writing, this document is issued by the Company subject to its General Conditions of Service printed overleaf, available on request or accessible at <https://www.sgs.com/en/Terms-and-Conditions>. Attention is drawn to the limitation of liability, indemnification and jurisdiction issues defined therein. Any holder of this document is advised that information contained hereon reflects the Company's findings at the time of its intervention only and within the limits of Client's instructions, if any. The Company's sole responsibility is to its Client and this document does not exonerate parties to a transaction from exercising all their rights and obligations under the transaction documents. This document cannot be reproduced except in full, without prior written approval of the Company. Any unauthorized alteration, forgery or falsification of the content or appearance of this document is unlawful and offenders may be prosecuted to the fullest extent of the law. Unless otherwise stated the results shown in this test report refer only to the sample(s) tested and such sample(s) are retained for 30 days only.

Attention: To check the authenticity of testing /inspection report & certificate, please contact us at telephone: (86-755) 8307 1443, or email: CN.Doccheck@sgs.com

No.1 Workshop, M-10, Middle Section, Science & Technology Park, Nanshan District, Shenzhen, Guangdong, China 518057 t (86-755) 26012053 f (86-755) 26710594 www.sgs.com.cn
中国·广东·深圳市南山区科技园中区M-10栋1号厂房 邮编: 518057 t (86-755) 26012053 f (86-755) 26710594 sgs.china@sgs.com

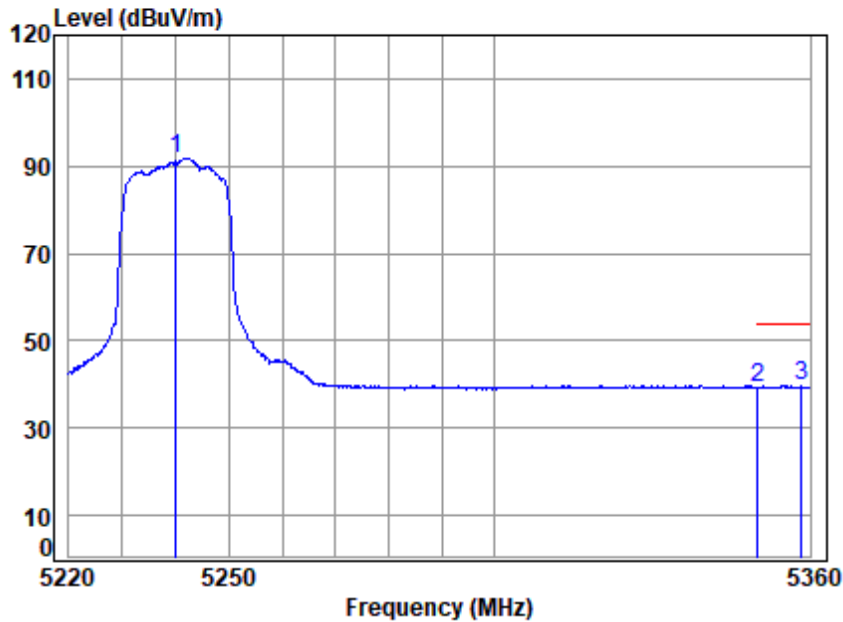
SGS-CSTC Standards Technical Services Co., Ltd. Shenzhen Branch

SZEMC-TRF-01 Rev. A/0 Aug01,2022

Report No.: SZCR230900303105

Page: 175 of 362

Test Mode: 11; Polarity: Vertical; Modulation:802.11ax(Full RU0); Bandwidth:20MHz; Channel:High



Site : chamber
Condition: 3m VERTICAL
Job No : 03031AT
Mode : 5240 Band edge
: 5G WIFI 11AX20

		Cable	Ant	Preamp	Read	Limit	Over	
Freq	Loss	Factor	Factor	Level	Level	Line	Limit	Remark
MHz	dB	dB/m	dB	dBuV	dBuV/m	dBuV/m	dB	
1 5240.000	7.62	34.08	35.26	85.37	91.81	-----	-----	Average
2 5350.020	7.70	34.40	35.21	32.49	39.38	54.00	-14.62	Average
3 q 5358.298	7.71	34.43	35.20	32.75	39.69	54.00	-14.31	Average



SGS-CSTC Standards Technical Services Co., Ltd.
Shenzhen Branch

Unless otherwise agreed in writing, this document is issued by the Company subject to its General Conditions of Service printed overleaf, available on request or accessible at <https://www.sgs.com/en/Terms-and-Conditions>. Attention is drawn to the limitation of liability, indemnification and jurisdiction issues defined therein. Any holder of this document is advised that information contained hereon reflects the Company's findings at the time of its intervention only and within the limits of Client's instructions, if any. The Company's sole responsibility is to its Client and this document does not exonerate parties to a transaction from exercising all their rights and obligations under the transaction documents. This document cannot be reproduced except in full, without prior written approval of the Company. Any unauthorized alteration, forgery or falsification of the content or appearance of this document is unlawful and offenders may be prosecuted to the fullest extent of the law. Unless otherwise stated the results shown in this test report refer only to the sample(s) tested and such sample(s) are retained for 30 days only.

Attention: To check the authenticity of testing /inspection report & certificate, please contact us at telephone: (86-755) 8307 1443, or email: CN.Doccheck@sgs.com

No.1 Workshop, M-10, Middle Section, Science & Technology Park, Nanshan District, Shenzhen, Guangdong, China 518057 t (86-755) 26012053 f (86-755) 26710594 www.sgs.com.cn
中国·广东·深圳市南山区科技园中区M-10栋1号厂房 邮编: 518057 t (86-755) 26012053 f (86-755) 26710594 sgs.china@sgs.com

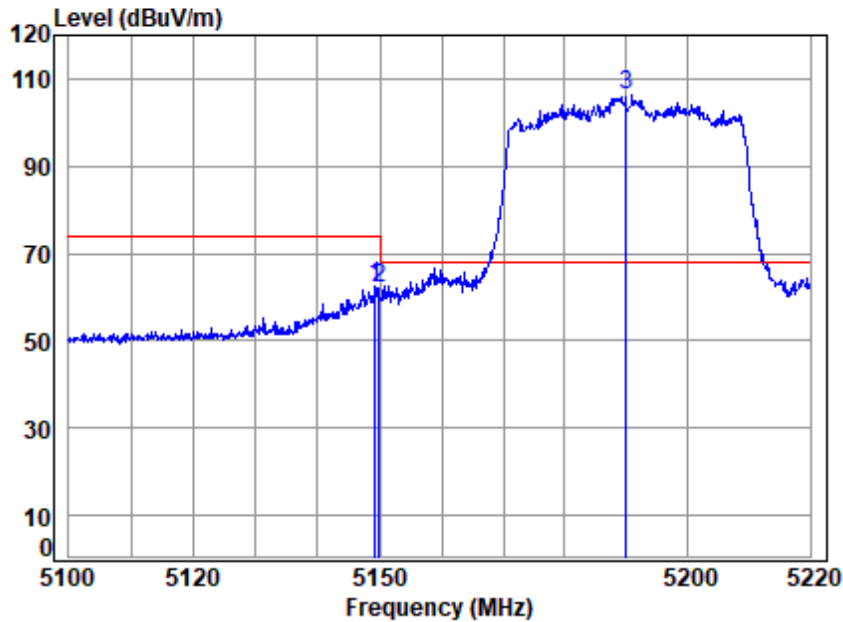
SGS-CSTC Standards Technical Services Co., Ltd. Shenzhen Branch

SZEMC-TRF-01 Rev. A/0 Aug01,2022

Report No.: SZCR230900303105

Page: 176 of 362

Test Mode: 11; Polarity: Horizontal; Modulation:802.11ax(Full RU0); Bandwidth:40MHz; Channel:Low



Site : chamber
Condition: 3m HORIZONTAL
Job No : 03031AT
Mode : 5190 Band edge
: 5G WIFI 11AX40

	Freq	Cable Loss	Ant Factor	Preamplifier Factor	Read Level	Level	Limit Line	Over Limit	Remark
	MHz	dB	dB/m	dB	dBuV	dBuV/m	dBuV/m	dB	
1	5149.342	7.55	33.90	35.31	56.19	62.33	74.00	-11.67	peak
2	5149.980	7.55	33.90	35.31	56.08	62.22	74.00	-11.78	peak
3 q	5190.000	7.58	33.98	35.29	99.83	106.10	68.20	37.90	peak



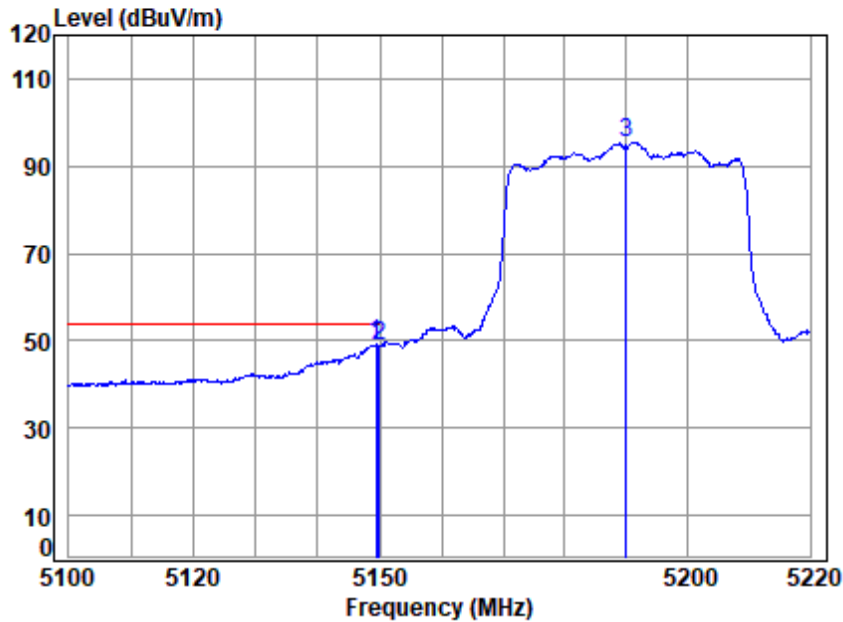
SGS-CSTC Standards Technical Services Co., Ltd.
Shenzhen Branch Inspection & Testing Services Laboratory

Unless otherwise agreed in writing, this document is issued by the Company subject to its General Conditions of Service printed overleaf, available on request or accessible at <https://www.sgs.com/en/Terms-and-Conditions>. Attention is drawn to the limitation of liability, indemnification and jurisdiction issues defined therein. Any holder of this document is advised that information contained hereon reflects the Company's findings at the time of its intervention only and within the limits of Client's instructions, if any. The Company's sole responsibility is to its Client and this document does not exonerate parties to a transaction from exercising all their rights and obligations under the transaction documents. This document cannot be reproduced except in full, without prior written approval of the Company. Any unauthorized alteration, forgery or falsification of the content or appearance of this document is unlawful and offenders may be prosecuted to the fullest extent of the law. Unless otherwise stated the results shown in this test report refer only to the sample(s) tested and such sample(s) are retained for 30 days only.

Attention: To check the authenticity of testing /inspection report & certificate, please contact us at telephone: (86-755) 8307 1443, or email: CN.Doccheck@sgs.com

No.1 Workshop, M-10, Middle Section, Science & Technology Park, Nanshan District, Shenzhen, Guangdong, China 518057 t (86-755) 26012053 f (86-755) 26710594 www.sgs.com.cn
中国·广东·深圳市南山区科技园中区M-10栋1号厂房 邮编: 518057 t (86-755) 26012053 f (86-755) 26710594 sgs.china@sgs.com

Test Mode: 11; Polarity: Horizontal; Modulation:802.11ax(Full RU0); Bandwidth:40MHz; Channel:Low

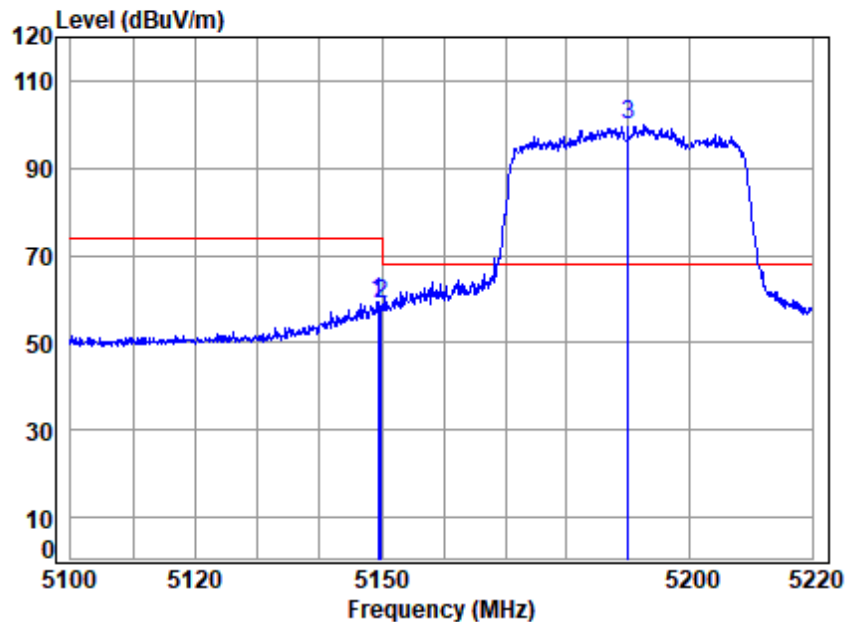


Site : chamber
Condition: 3m HORIZONTAL
Job No : 03031AT
Mode : 5190 Band edge
: 5G WIFI 11AX40

		Cable	Ant	Preamp	Read	Limit	Over	
	Freq	Loss	Factor	Factor	Level	Line	Limit	Remark
	MHz	dB	dB/m	dB	dBuV	dBuV/m	dBuV/m	dB
1 q	5149.461	7.55	33.90	35.31	43.09	49.23	54.00	-4.77 Average
2	5149.980	7.55	33.90	35.31	42.83	48.97	54.00	-5.03 Average
3	5190.000	7.58	33.98	35.29	89.21	95.48	-----	----- Average



Test Mode: 11; Polarity: Vertical; Modulation:802.11ax(Full RU0); Bandwidth:40MHz; Channel:Low



Site : chamber
Condition: 3m VERTICAL
Job No : 03031AT
Mode : 5190 Band edge
: 5G WIFI 11AX40

		Cable	Ant	Preamp	Read	Limit	Over	
	Freq	Loss	Factor	Factor	Level	Line	Limit	Remark
	MHz	dB	dB/m	dB	dBuV	dBuV/m	dBuV/m	dB
1	5149.461	7.55	33.90	35.31	53.27	59.41	74.00	-14.59 Peak
2	5149.980	7.55	33.90	35.31	52.75	58.89	74.00	-15.11 Peak
3 q	5190.000	7.58	33.98	35.29	93.61	99.88	68.20	31.68 Peak



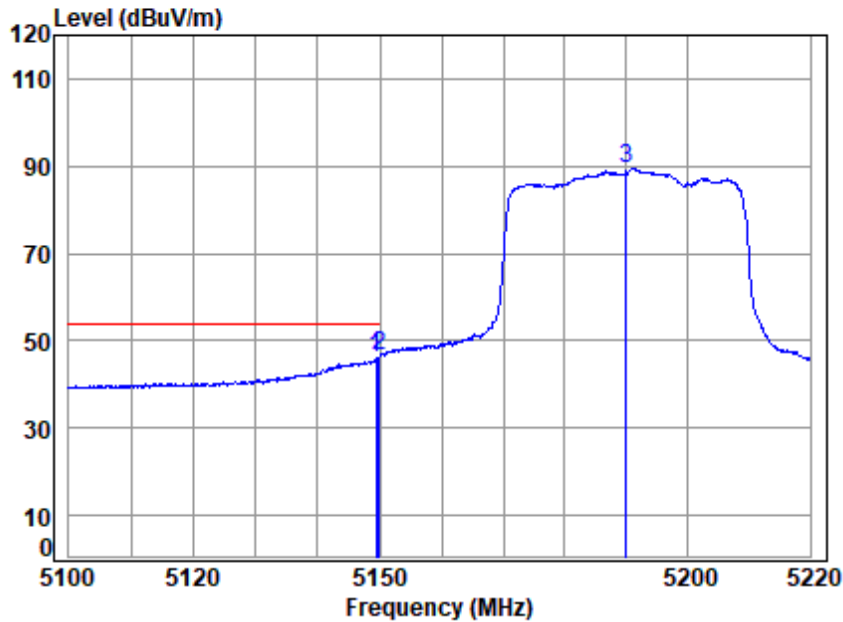
SGS-CSTC Standards Technical Services Co., Ltd. Shenzhen Branch

SZEMC-TRF-01 Rev. A/0 Aug01,2022

Report No.: SZCR230900303105

Page: 179 of 362

Test Mode: 11; Polarity: Vertical; Modulation:802.11ax(Full RU0); Bandwidth:40MHz; Channel:Low



Site : chamber
Condition: 3m VERTICAL
Job No : 03031AT
Mode : 5190 Band edge
: 5G WIFI 11AX40

		Cable	Ant	Preamp	Read	Limit	Over	
	Freq	Loss	Factor	Factor	Level	Line	Limit	Remark
	MHz	dB	dB/m	dB	dBuV	dBuV/m	dBuV/m	dB
1	5149.461	7.55	33.90	35.31	39.78	45.92	54.00	-8.08 Average
2 q	5149.980	7.55	33.90	35.31	40.63	46.77	54.00	-7.23 Average
3	5190.000	7.58	33.98	35.29	83.28	89.55	-----	----- Average



SGS-CSTC Standards Technical Services Co., Ltd.
Shenzhen Branch

Unless otherwise agreed in writing, this document is issued by the Company subject to its General Conditions of Service printed overleaf, available on request or accessible at <https://www.sgs.com/en/Terms-and-Conditions>. Attention is drawn to the limitation of liability, indemnification and jurisdiction issues defined therein. Any holder of this document is advised that information contained hereon reflects the Company's findings at the time of its intervention only and within the limits of Client's instructions, if any. The Company's sole responsibility is to its Client and this document does not exonerate parties to a transaction from exercising all their rights and obligations under the transaction documents. This document cannot be reproduced except in full, without prior written approval of the Company. Any unauthorized alteration, forgery or falsification of the content or appearance of this document is unlawful and offenders may be prosecuted to the fullest extent of the law. Unless otherwise stated the results shown in this test report refer only to the sample(s) tested and such sample(s) are retained for 30 days only.

Attention: To check the authenticity of testing /inspection report & certificate, please contact us at telephone: (86-755) 8307 1443, or email: CN.Doccheck@sgs.com

No.1 Workshop, M-10, Middle Section, Science & Technology Park, Nanshan District, Shenzhen, Guangdong, China 518057 t (86-755) 26012053 f (86-755) 26710594 www.sgs.com.cn
中国·广东·深圳市南山区科技园中区M-10栋1号厂房 邮编: 518057 t (86-755) 26012053 f (86-755) 26710594 sgs.china@sgs.com

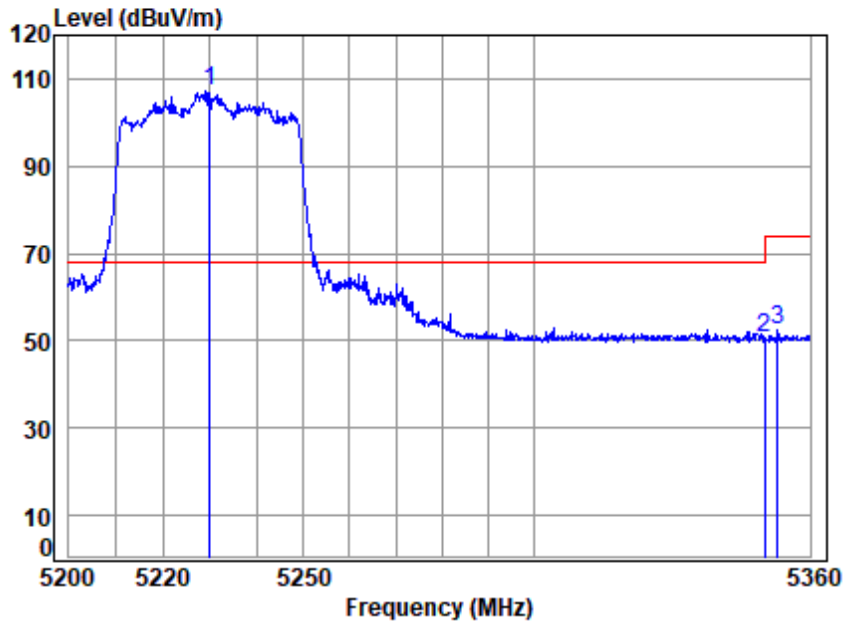
SGS-CSTC Standards Technical Services Co., Ltd. Shenzhen Branch

SZEMC-TRF-01 Rev. A/0 Aug01,2022

Report No.: SZCR230900303105

Page: 180 of 362

Test Mode: 11; Polarity: Horizontal; Modulation:802.11ax(Full RU0); Bandwidth:40MHz; Channel:High



Site : chamber
Condition: 3m HORIZONTAL
Job No : 03031AT
Mode : 5230 Band edge
: 5G WIFI 11AX40

		Cable	Ant	Preamp	Read		Limit	Over	
	Freq	Loss	Factor	Factor	Level	Level	Line	Limit	Remark
	MHz	dB	dB/m	dB	dBuV	dBuV/m	dBuV/m	dB	
1 q	5230.000	7.61	34.06	35.27	100.78	107.18	68.20	38.98	peak
2	5350.020	7.70	34.40	35.21	43.86	50.75	74.00	-23.25	peak
3	5352.857	7.71	34.41	35.21	45.47	52.38	74.00	-21.62	peak



SGS-CSTC Standards Technical Services Co., Ltd.
Shenzhen Branch

Unless otherwise agreed in writing, this document is issued by the Company subject to its General Conditions of Service printed overleaf, available on request or accessible at <https://www.sgs.com/en/Terms-and-Conditions>. Attention is drawn to the limitation of liability, indemnification and jurisdiction issues defined therein. Any holder of this document is advised that information contained hereon reflects the Company's findings at the time of its intervention only and within the limits of Client's instructions, if any. The Company's sole responsibility is to its Client and this document does not exonerate parties to a transaction from exercising all their rights and obligations under the transaction documents. This document cannot be reproduced except in full, without prior written approval of the Company. Any unauthorized alteration, forgery or falsification of the content or appearance of this document is unlawful and offenders may be prosecuted to the fullest extent of the law. Unless otherwise stated the results shown in this test report refer only to the sample(s) tested and such sample(s) are retained for 30 days only.

Attention: To check the authenticity of testing /inspection report & certificate, please contact us at telephone: (86-755) 8307 1443, or email: CN.Doccheck@sgs.com

No.1 Workshop, M-10, Middle Section, Science & Technology Park, Nanshan District, Shenzhen, Guangdong, China 518057 t (86-755) 26012053 f (86-755) 26710594 www.sgs.com.cn
中国·广东·深圳市南山区科技园中区M-10栋1号厂房 邮编: 518057 t (86-755) 26012053 f (86-755) 26710594 sgs.china@sgs.com

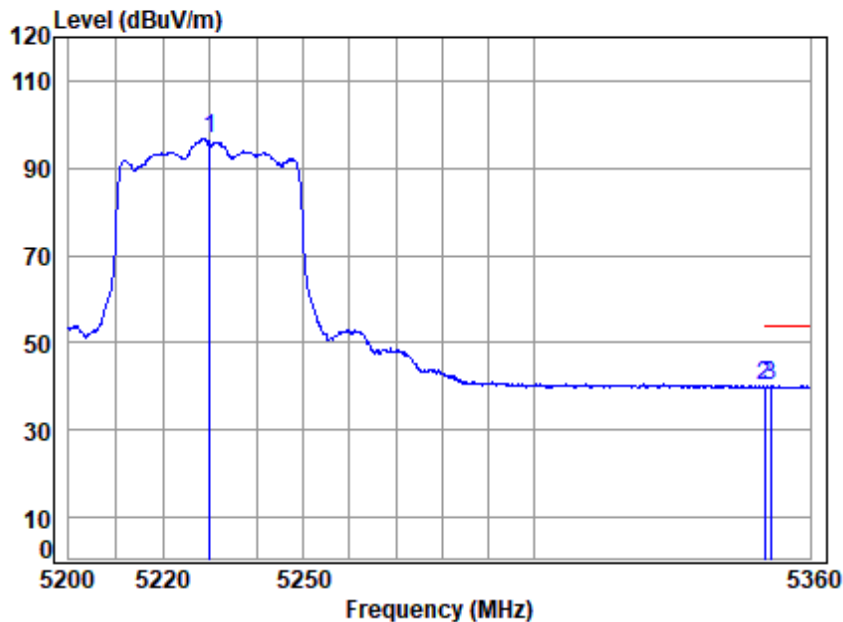
SGS-CSTC Standards Technical Services Co., Ltd. Shenzhen Branch

SZEMC-TRF-01 Rev. A/0 Aug01,2022

Report No.: SZCR230900303105

Page: 181 of 362

Test Mode: 11; Polarity: Horizontal; Modulation:802.11ax(Full RU0); Bandwidth:40MHz; Channel:High



Site : chamber
Condition: 3m HORIZONTAL
Job No : 03031AT
Mode : 5230 Band edge
: 5G WIFI 11AX40

		Cable	Ant	Preamp	Read	Limit	Over	
	Freq	Loss	Factor	Factor	Level	Level	Line	Limit Remark
	MHz	dB	dB/m	dB	dBuV	dBuV/m	dBuV/m	dB
1	5230.000	7.61	34.06	35.27	90.46	96.86	-----	----- Average
2	5350.020	7.70	34.40	35.21	33.05	39.94	54.00	-14.06 Average
3 q	5351.398	7.71	34.41	35.21	33.21	40.12	54.00	-13.88 Average



SGS-CSTC Standards Technical Services Co., Ltd.
Shenzhen Branch

Unless otherwise agreed in writing, this document is issued by the Company subject to its General Conditions of Service printed overleaf, available on request or accessible at <https://www.sgs.com/en/Terms-and-Conditions>. Attention is drawn to the limitation of liability, indemnification and jurisdiction issues defined therein. Any holder of this document is advised that information contained hereon reflects the Company's findings at the time of its intervention only and within the limits of Client's instructions, if any. The Company's sole responsibility is to its Client and this document does not exonerate parties to a transaction from exercising all their rights and obligations under the transaction documents. This document cannot be reproduced except in full, without prior written approval of the Company. Any unauthorized alteration, forgery or falsification of the content or appearance of this document is unlawful and offenders may be prosecuted to the fullest extent of the law. Unless otherwise stated the results shown in this test report refer only to the sample(s) tested and such sample(s) are retained for 30 days only.

Attention: To check the authenticity of testing /inspection report & certificate, please contact us at telephone: (86-755) 8307 1443, or email: CN.Doccheck@sgs.com

No.1 Workshop, M-10, Middle Section, Science & Technology Park, Nanshan District, Shenzhen, Guangdong, China 518057 t (86-755) 26012053 f (86-755) 26710594 www.sgs.com.cn
中国·广东·深圳市南山区科技园中区M-10栋1号厂房 邮编: 518057 t (86-755) 26012053 f (86-755) 26710594 sgs.china@sgs.com

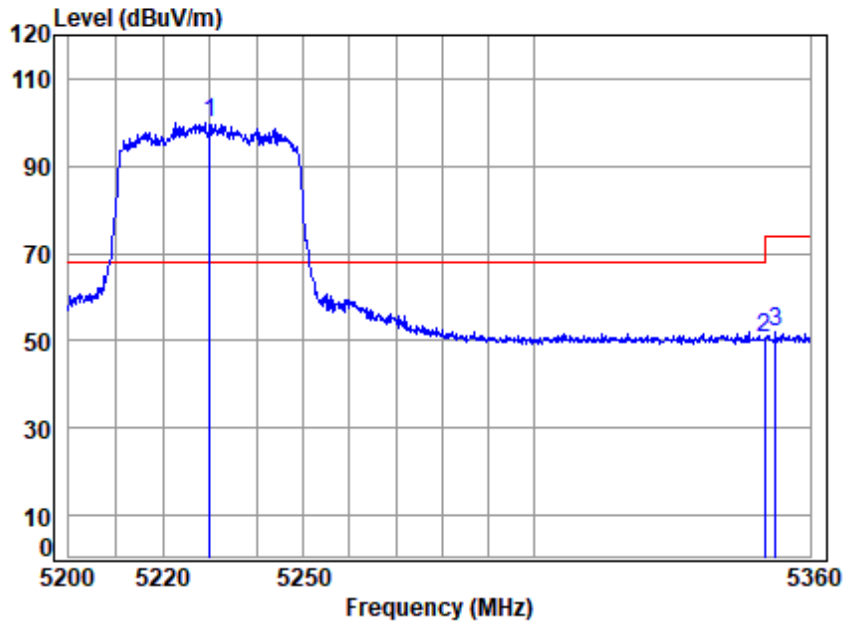
SGS-CSTC Standards Technical Services Co., Ltd. Shenzhen Branch

SZEMC-TRF-01 Rev. A/0 Aug01,2022

Report No.: SZCR230900303105

Page: 182 of 362

Test Mode: 11; Polarity: Vertical; Modulation:802.11ax(Full RU0); Bandwidth:40MHz; Channel:High



Site : chamber
Condition: 3m VERTICAL
Job No : 03031AT
Mode : 5230 Band edge
: 5G WIFI 11AX40

		Cable	Ant	Preamp	Read	Limit	Over	
Freq		Loss	Factor	Factor	Level	Level	Limit	Remark
MHz		dB	dB/m	dB	dBuV	dBuV/m	dBuV/m	dB
1 q	5230.000	7.61	34.06	35.27	93.54	99.94	68.20	31.74 Peak
2	5350.020	7.70	34.40	35.21	43.82	50.71	74.00	-23.29 Peak
3	5352.533	7.71	34.41	35.21	44.89	51.80	74.00	-22.20 Peak



SGS-CSTC Standards Technical Services Co., Ltd.
Shenzhen Branch

Unless otherwise agreed in writing, this document is issued by the Company subject to its General Conditions of Service printed overleaf, available on request or accessible at <https://www.sgs.com/en/Terms-and-Conditions>. Attention is drawn to the limitation of liability, indemnification and jurisdiction issues defined therein. Any holder of this document is advised that information contained hereon reflects the Company's findings at the time of its intervention only and within the limits of Client's instructions, if any. The Company's sole responsibility is to its Client and this document does not exonerate parties to a transaction from exercising all their rights and obligations under the transaction documents. This document cannot be reproduced except in full, without prior written approval of the Company. Any unauthorized alteration, forgery or falsification of the content or appearance of this document is unlawful and offenders may be prosecuted to the fullest extent of the law. Unless otherwise stated the results shown in this test report refer only to the sample(s) tested and such sample(s) are retained for 30 days only.

Attention: To check the authenticity of testing /inspection report & certificate, please contact us at telephone: (86-755) 8307 1443, or email: CN.Doccheck@sgs.com

No.1 Workshop, M-10, Middle Section, Science & Technology Park, Nanshan District, Shenzhen, Guangdong, China 518057 t (86-755) 26012053 f (86-755) 26710594 www.sgs.com.cn
中国·广东·深圳市南山区科技园中区M-10栋1号厂房 邮编: 518057 t (86-755) 26012053 f (86-755) 26710594 sgs.china@sgs.com

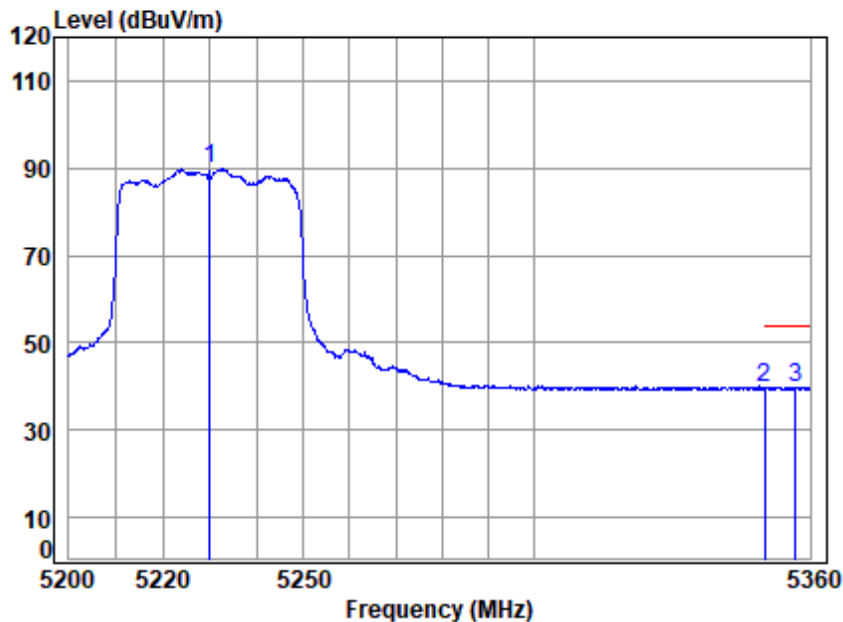
SGS-CSTC Standards Technical Services Co., Ltd. Shenzhen Branch

SZEMC-TRF-01 Rev. A/0 Aug01,2022

Report No.: SZCR230900303105

Page: 183 of 362

Test Mode: 11; Polarity: Vertical; Modulation:802.11ax(Full RU0); Bandwidth:40MHz; Channel:High



Site : chamber
Condition: 3m VERTICAL
Job No : 03031AT
Mode : 5230 Band edge
: 5G WIFI 11AX40

		Cable	Ant	Preamp	Read	Limit	Over	
	Freq	Loss	Factor	Factor	Level	Level	Line	Limit Remark
	MHz	dB	dB/m	dB	dBuV	dBuV/m	dBuV/m	dB
1	5230.000	7.61	34.06	35.27	83.57	89.97	-----	----- Average
2	5350.020	7.70	34.40	35.21	32.61	39.50	54.00	-14.50 Average
3 q	5356.752	7.71	34.43	35.20	32.77	39.71	54.00	-14.29 Average



SGS-CSTC Standards Technical Services Co., Ltd.
Shenzhen Branch Testing & Calibration Laboratory

Unless otherwise agreed in writing, this document is issued by the Company subject to its General Conditions of Service printed overleaf, available on request or accessible at <https://www.sgs.com/en/Terms-and-Conditions>. Attention is drawn to the limitation of liability, indemnification and jurisdiction issues defined therein. Any holder of this document is advised that information contained hereon reflects the Company's findings at the time of its intervention only and within the limits of Client's instructions, if any. The Company's sole responsibility is to its Client and this document does not exonerate parties to a transaction from exercising all their rights and obligations under the transaction documents. This document cannot be reproduced except in full, without prior written approval of the Company. Any unauthorized alteration, forgery or falsification of the content or appearance of this document is unlawful and offenders may be prosecuted to the fullest extent of the law. Unless otherwise stated the results shown in this test report refer only to the sample(s) tested and such sample(s) are retained for 30 days only.

Attention: To check the authenticity of testing /inspection report & certificate, please contact us at telephone: (86-755) 8307 1443, or email: CN.Doccheck@sgs.com

No.1 Workshop, M-10, Middle Section, Science & Technology Park, Nanshan District, Shenzhen, Guangdong, China 518057 t (86-755) 26012053 f (86-755) 26710594 www.sgs.com.cn
中国·广东·深圳市南山区科技园中区M-10栋1号厂房 邮编: 518057 t (86-755) 26012053 f (86-755) 26710594 sgs.china@sgs.com

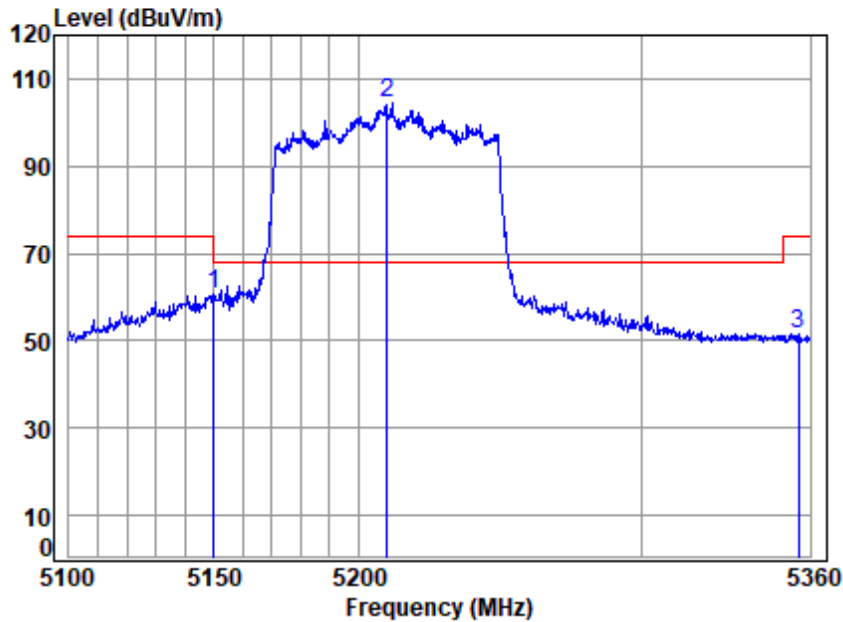
SGS-CSTC Standards Technical Services Co., Ltd. Shenzhen Branch

SZEMC-TRF-01 Rev. A/0 Aug01,2022

Report No.: SZCR230900303105

Page: 184 of 362

Test Mode: 11; Polarity: Horizontal; Modulation:802.11ax(Full RU0); Bandwidth:80MHz; Channel:middle



Site : chamber
Condition: 3m HORIZONTAL
Job No : 03031AT
Mode : 5210 Band edge
: 5G WIFI 11AX80

		Cable	Ant	Preamp	Read		Limit	Over	
Freq		Loss	Factor	Factor	Level	Level	Line	Limit	Remark
MHz		dB	dB/m	dB	dBuV	dBuV/m	dBuV/m	dB	
1	5149.947	7.55	33.90	35.31	54.36	60.50	74.00	-13.50	peak
2 q	5210.000	7.60	34.02	35.28	98.04	104.38	68.20	36.18	peak
3	5356.004	7.71	34.42	35.21	44.50	51.42	74.00	-22.58	peak



SGS-CSTC Standards Technical Services Co., Ltd.
Shenzhen Branch Testing & Calibration Laboratory

Unless otherwise agreed in writing, this document is issued by the Company subject to its General Conditions of Service printed overleaf, available on request or accessible at <https://www.sgs.com/en/Terms-and-Conditions>. Attention is drawn to the limitation of liability, indemnification and jurisdiction issues defined therein. Any holder of this document is advised that information contained hereon reflects the Company's findings at the time of its intervention only and within the limits of Client's instructions, if any. The Company's sole responsibility is to its Client and this document does not exonerate parties to a transaction from exercising all their rights and obligations under the transaction documents. This document cannot be reproduced except in full, without prior written approval of the Company. Any unauthorized alteration, forgery or falsification of the content or appearance of this document is unlawful and offenders may be prosecuted to the fullest extent of the law. Unless otherwise stated the results shown in this test report refer only to the sample(s) tested and such sample(s) are retained for 30 days only.

Attention: To check the authenticity of testing /inspection report & certificate, please contact us at telephone: (86-755) 8307 1443, or email: CN.Doccheck@sgs.com

No.1 Workshop, M-10, Middle Section, Science & Technology Park, Nanshan District, Shenzhen, Guangdong, China 518057 t (86-755) 26012053 f (86-755) 26710594 www.sgs.com.cn
中国·广东·深圳市南山区科技园中区M-10栋1号厂房 邮编: 518057 t (86-755) 26012053 f (86-755) 26710594 sgs.china@sgs.com

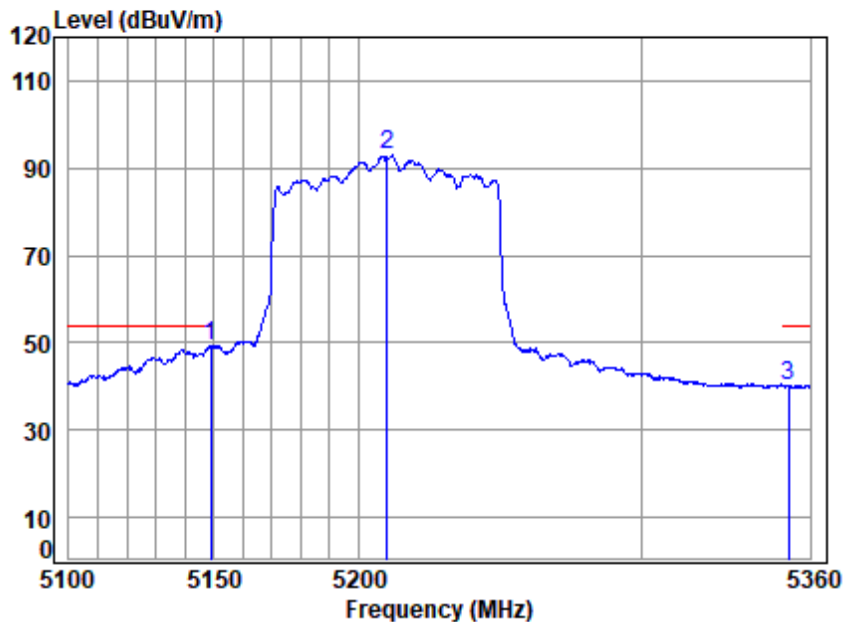
SGS-CSTC Standards Technical Services Co., Ltd. Shenzhen Branch

SZEMC-TRF-01 Rev. A/0 Aug01,2022

Report No.: SZCR230900303105

Page: 185 of 362

Test Mode: 11; Polarity: Horizontal; Modulation:802.11ax(Full RU0); Bandwidth:80MHz; Channel:middle



Site : chamber
Condition: 3m HORIZONTAL
Job No : 03031AT
Mode : 5210 Band edge
: 5G WIFI 11AX80

	Freq	Cable Loss	Ant Factor	Preamp Factor	Read Level	Level	Limit Line	Over Limit	Remark
	MHz	dB	dB/m	dB	dBuV	dBuV/m	dBuV/m	dB	
1 q	5148.667	7.55	33.90	35.31	43.18	49.32	54.00	-4.68	Average
2	5210.000	7.60	34.02	35.28	86.51	92.85	-----	-----	Average
3	5352.276	7.71	34.41	35.21	33.41	40.32	54.00	-13.68	Average



SGS-CSTC Standards Technical Services Co., Ltd.
Shenzhen Branch Testing & Calibration Laboratory

Unless otherwise agreed in writing, this document is issued by the Company subject to its General Conditions of Service printed overleaf, available on request or accessible at <https://www.sgs.com/en/Terms-and-Conditions>. Attention is drawn to the limitation of liability, indemnification and jurisdiction issues defined therein. Any holder of this document is advised that information contained hereon reflects the Company's findings at the time of its intervention only and within the limits of Client's instructions, if any. The Company's sole responsibility is to its Client and this document does not exonerate parties to a transaction from exercising all their rights and obligations under the transaction documents. This document cannot be reproduced except in full, without prior written approval of the Company. Any unauthorized alteration, forgery or falsification of the content or appearance of this document is unlawful and offenders may be prosecuted to the fullest extent of the law. Unless otherwise stated the results shown in this test report refer only to the sample(s) tested and such sample(s) are retained for 30 days only.

Attention: To check the authenticity of testing /inspection report & certificate, please contact us at telephone: (86-755) 8307 1443, or email: CN.Doccheck@sgs.com

No.1 Workshop, M-10, Middle Section, Science & Technology Park, Nanshan District, Shenzhen, Guangdong, China 518057 t (86-755) 26012053 f (86-755) 26710594 www.sgs.com.cn
中国·广东·深圳市南山区科技园中区M-10栋1号厂房 邮编: 518057 t (86-755) 26012053 f (86-755) 26710594 sgs.china@sgs.com

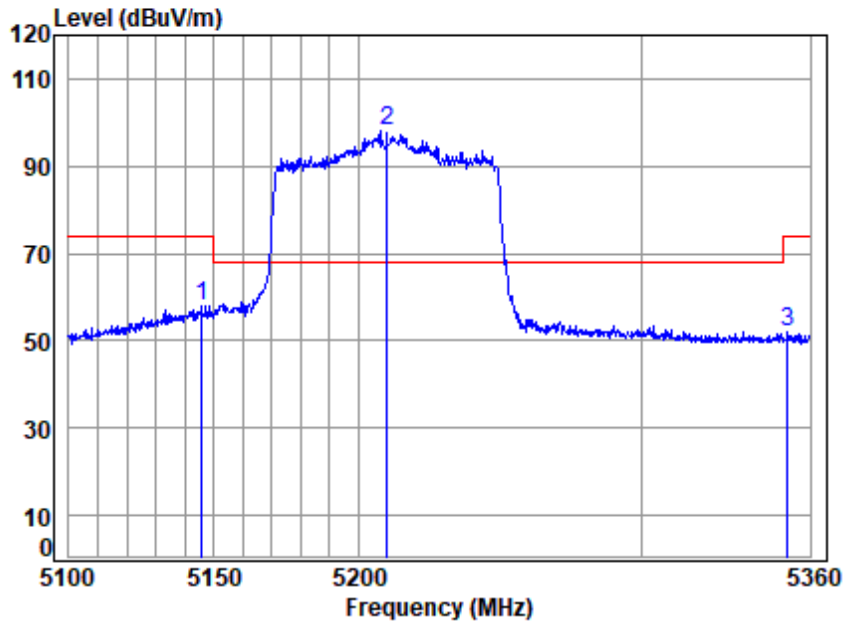
SGS-CSTC Standards Technical Services Co., Ltd. Shenzhen Branch

SZEMC-TRF-01 Rev. A/0 Aug01,2022

Report No.: SZCR230900303105

Page: 186 of 362

Test Mode: 11; Polarity: Vertical; Modulation:802.11ax(Full RU0); Bandwidth:80MHz; Channel:middle



Site : chamber
Condition: 3m VERTICAL
Job No : 03031AT
Mode : 5210 Band edge
: 5G WIFI 11AX80

	Freq	Cable Loss	Ant Factor	Preamp Factor	Read Level	Level	Limit Line	Over Limit	Remark
	MHz	dB	dB/m	dB	dBuV	dBuV/m	dBuV/m	dB	
1	5145.595	7.55	33.91	35.31	51.95	58.10	74.00	-15.90	Peak
2 q	5210.000	7.60	34.02	35.28	91.80	98.14	68.20	29.94	Peak
3	5352.010	7.71	34.41	35.21	45.25	52.16	74.00	-21.84	Peak



SGS-CSTC Standards Technical Services Co., Ltd.
Shenzhen Branch

Unless otherwise agreed in writing, this document is issued by the Company subject to its General Conditions of Service printed overleaf, available on request or accessible at <https://www.sgs.com/en/Terms-and-Conditions>. Attention is drawn to the limitation of liability, indemnification and jurisdiction issues defined therein. Any holder of this document is advised that information contained hereon reflects the Company's findings at the time of its intervention only and within the limits of Client's instructions, if any. The Company's sole responsibility is to its Client and this document does not exonerate parties to a transaction from exercising all their rights and obligations under the transaction documents. This document cannot be reproduced except in full, without prior written approval of the Company. Any unauthorized alteration, forgery or falsification of the content or appearance of this document is unlawful and offenders may be prosecuted to the fullest extent of the law. Unless otherwise stated the results shown in this test report refer only to the sample(s) tested and such sample(s) are retained for 30 days only.

Attention: To check the authenticity of testing /inspection report & certificate, please contact us at telephone: (86-755) 8307 1443, or email: CN.Doccheck@sgs.com

No.1 Workshop, M-10, Middle Section, Science & Technology Park, Nanshan District, Shenzhen, Guangdong, China 518057 t (86-755) 26012053 f (86-755) 26710594 www.sgs.com.cn
中国·广东·深圳市南山区科技园中区M-10栋1号厂房 邮编: 518057 t (86-755) 26012053 f (86-755) 26710594 sgs.china@sgs.com

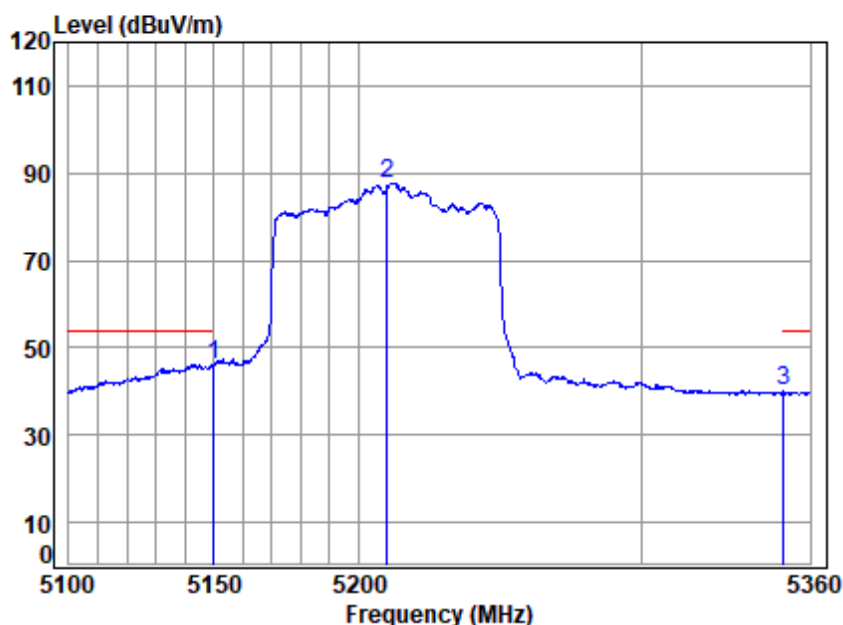
SGS-CSTC Standards Technical Services Co., Ltd. Shenzhen Branch

SZEMC-TRF-01 Rev. A/0 Aug01,2022

Report No.: SZCR230900303105

Page: 187 of 362

Test Mode: 11; Polarity: Vertical; Modulation:802.11ax(Full RU0); Bandwidth:80MHz; Channel:middle



Site : chamber
Condition: 3m VERTICAL
Job No : 03031AT
Mode : 5210 Band edge
: 5G WIFI 11AX80

		Cable	Ant	Preamp	Read	Limit	Over	
	Freq	Loss	Factor	Factor	Level	Level	Line	Limit Remark
	MHz	dB	dB/m	dB	dBuV	dBuV/m	dBuV/m	dB
1 q	5149.947	7.55	33.90	35.31	39.98	46.12	54.00	-7.88 Average
2	5210.000	7.60	34.02	35.28	81.44	87.78	-----	----- Average
3	5350.414	7.70	34.40	35.21	33.06	39.95	54.00	-14.05 Average



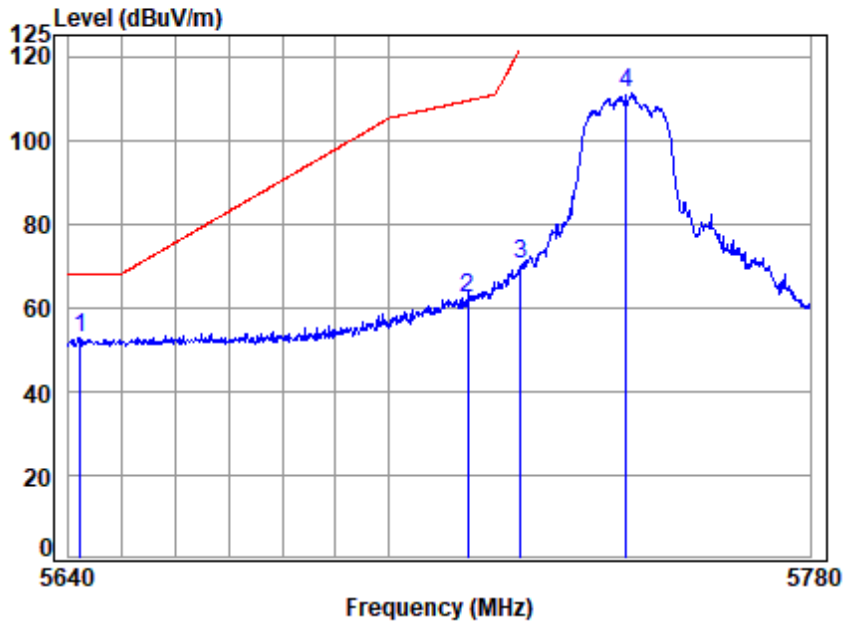
Unless otherwise agreed in writing, this document is issued by the Company subject to its General Conditions of Service printed overleaf, available on request or accessible at <https://www.sgs.com/en/Terms-and-Conditions>. Attention is drawn to the limitation of liability, indemnification and jurisdiction issues defined therein. Any holder of this document is advised that information contained hereon reflects the Company's findings at the time of its intervention only and within the limits of Client's instructions, if any. The Company's sole responsibility is to its Client and this document does not exonerate parties to a transaction from exercising all their rights and obligations under the transaction documents. This document cannot be reproduced except in full, without prior written approval of the Company. Any unauthorized alteration, forgery or falsification of the content or appearance of this document is unlawful and offenders may be prosecuted to the fullest extent of the law. Unless otherwise stated the results shown in this test report refer only to the sample(s) tested and such sample(s) are retained for 30 days only.

Attention: To check the authenticity of testing /inspection report & certificate, please contact us at telephone: (86-755) 8307 1443, or email: CN.Doccheck@sgs.com

SGS-CSTC Standards Technical Services Co., Ltd.
Shenzhen Branch Testing & Calibration Laboratory

No.1 Workshop, M-10, Middle Section, Science & Technology Park, Nanshan District, Shenzhen, Guangdong, China 518057 t (86-755) 26012053 f (86-755) 26710594 www.sgs.com.cn
中国·广东·深圳市南山区科技园中区M-10栋1号厂房 邮编: 518057 t (86-755) 26012053 f (86-755) 26710594 sgs.china@sgs.com

Test Mode: 12; Polarity: Horizontal; Modulation:802.11a; Bandwidth:20MHz; Channel:Low

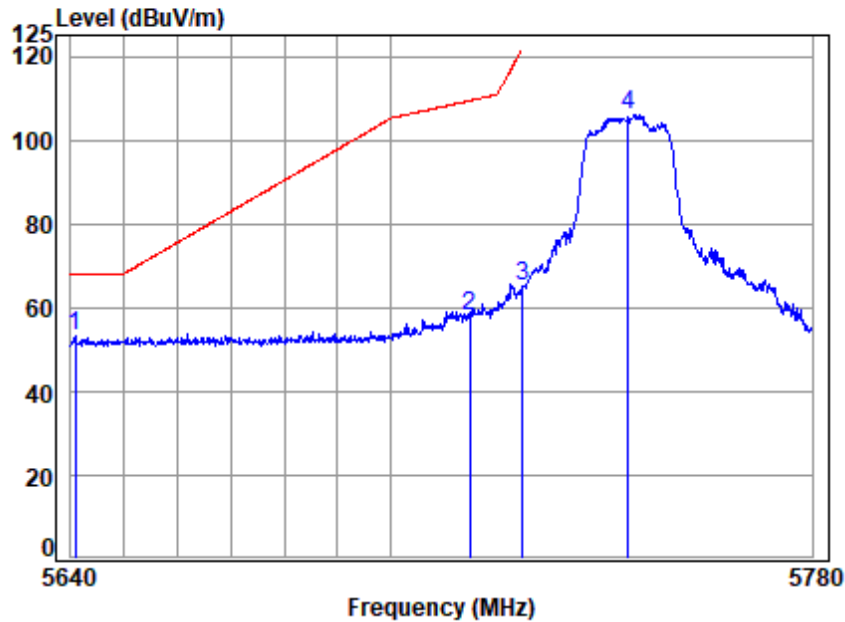


Site : chamber
Condition: 3m HORIZONTAL
Job No : 03031AT
Mode : 5745 Band edge
: 5G WIFI 11A

		Cable	Ant	Preamp	Read	Limit	Over	
Freq	Loss	Factor	Factor	Level	Level	Line	Limit	Remark
MHz	dB	dB/m	dB	dBuV	dBuV/m	dBuV/m	dB	
1 q 5642.075	7.92	34.45	35.07	45.27	52.57	68.20	-15.63	peak
2 5715.000	7.97	34.27	35.03	55.05	62.26	109.40	-47.14	peak
3 5725.000	7.98	34.25	35.03	63.25	70.45	122.20	-51.75	peak
4 5745.000	7.99	34.21	35.02	103.84	111.02	-----	-----	peak



Test Mode: 12; Polarity: Vertical; Modulation:802.11a; Bandwidth:20MHz; Channel:Low

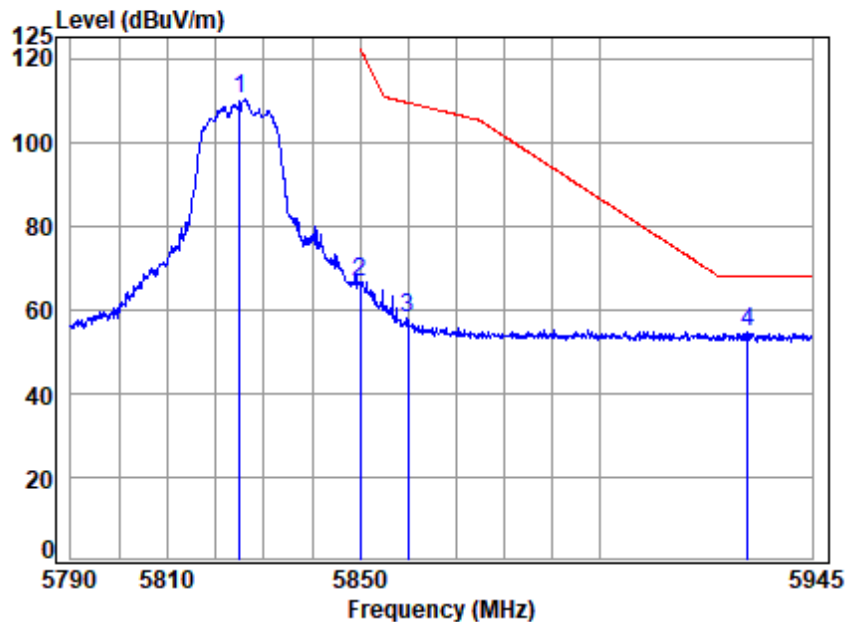


Site : chamber
Condition: 3m VERTICAL
Job No : 03031AT
Mode : 5745 Band edge
: 5G WIFI 11A

	Freq	Cable Loss	Ant Factor	Preamp Factor	Read Level	Level	Limit Line	Over Limit	Remark
	MHz	dB	dB/m	dB	dBuV	dBuV/m	dBuV/m	dB	
1 q	5640.830	7.92	34.46	35.07	45.71	53.02	68.20	-15.18	peak
2	5715.000	7.97	34.27	35.03	50.71	57.92	109.40	-51.48	peak
3	5725.000	7.98	34.25	35.03	58.13	65.33	122.20	-56.87	peak
4	5745.000	7.99	34.21	35.02	99.03	106.21	-----	-----	peak



Test Mode: 12; Polarity: Horizontal; Modulation:802.11a; Bandwidth:20MHz; Channel:High

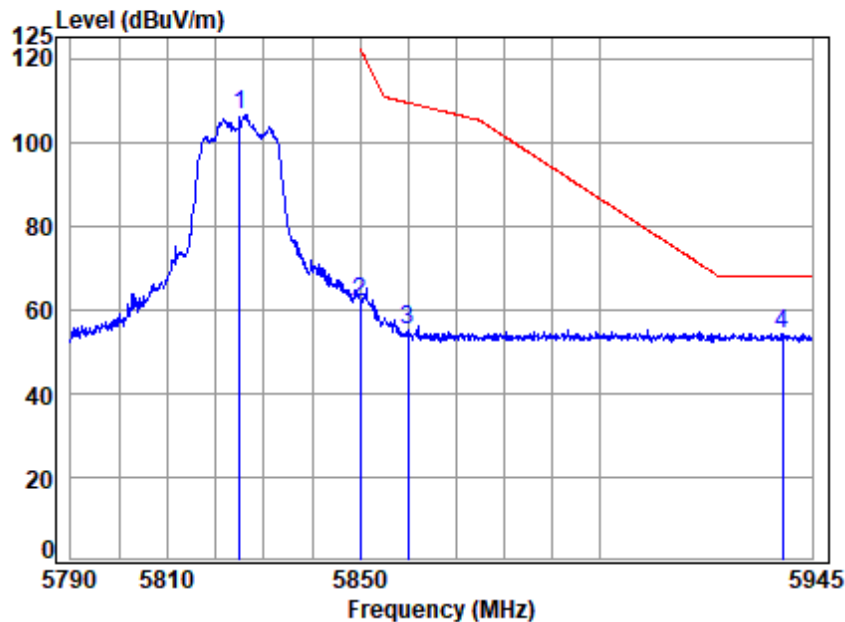


Site : chamber
Condition: 3m HORIZONTAL
Job No : 03031AT
Mode : 5825 Band edge
: 5G WIFI 11A

	Freq	Cable Loss	Ant Factor	Preamp Factor	Read Level	Limit Level	Limit Line	Over Limit	Remark
	MHz	dB	dB/m	dB	dBuV	dBuV/m	dBuV/m	dB	
1	5825.000	8.05	34.35	34.98	102.68	110.10	-----	-----	peak
2	5850.000	8.07	34.40	34.97	59.14	66.64	122.20	-55.56	peak
3	5860.000	8.07	34.44	34.96	50.42	57.97	109.40	-51.43	peak
4 q	5931.352	8.12	34.66	34.93	46.67	54.52	68.20	-13.68	peak



Test Mode: 12; Polarity: Vertical; Modulation:802.11a; Bandwidth:20MHz; Channel:High



Site : chamber
Condition: 3m VERTICAL
Job No : 03031AT
Mode : 5825 Band edge
: 5G WIFI 11A

	Freq	Cable Loss	Ant Factor	Preamp Factor	Read Level	Level	Limit Line	Over Limit	Remark
	MHz	dB	dB/m	dB	dBuV	dBuV/m	dBuV/m	dB	
1	5825.000	8.05	34.35	34.98	99.05	106.47	-----	-----	peak
2	5850.000	8.07	34.40	34.97	54.20	61.70	122.20	-60.50	peak
3	5860.000	8.07	34.44	34.96	47.73	55.28	109.40	-54.12	peak
4 q	5938.721	8.13	34.68	34.93	46.52	54.40	68.20	-13.80	peak



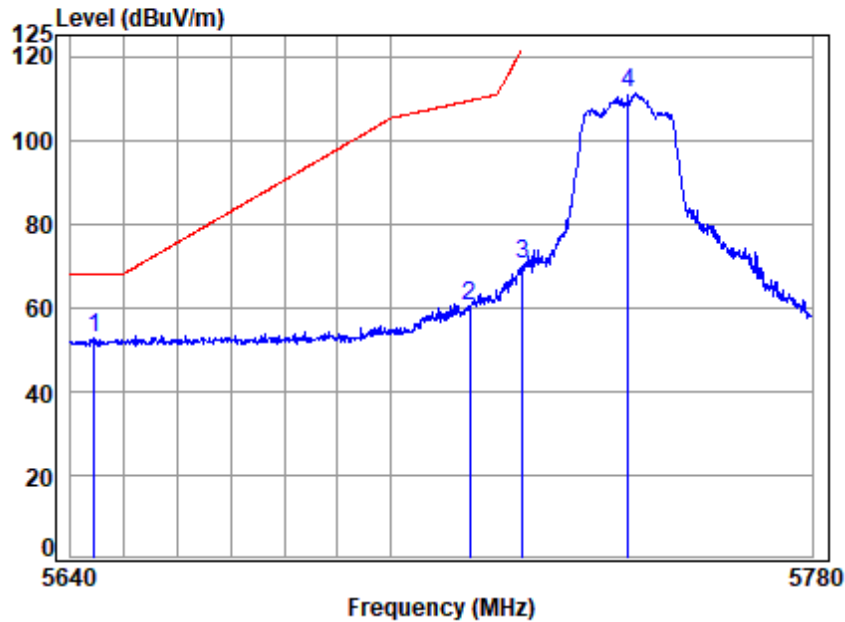
SGS-CSTC Standards Technical Services Co., Ltd. Shenzhen Branch

SZEMC-TRF-01 Rev. A/0 Aug01,2022

Report No.: SZCR230900303105

Page: 192 of 362

Test Mode: 12; Polarity: Horizontal; Modulation:802.11n; Bandwidth:20MHz; Channel:Low



Site : chamber
Condition: 3m HORIZONTAL
Job No : 03031AT
Mode : 5745 Band edge
: 5G WIFI 11N20

	Freq	Cable Loss	Ant Factor	Preamp Factor	Read Level	Level	Limit	Over Limit	Remark
	MHz	dB	dB/m	dB	dBuV	dBuV/m	dBuV/m	dB	
1 q	5644.427	7.92	34.43	35.06	45.35	52.64	68.20	-15.56	peak
2	5715.000	7.97	34.27	35.03	53.04	60.25	109.40	-49.15	peak
3	5725.000	7.98	34.25	35.03	63.10	70.30	122.20	-51.90	peak
4	5745.000	7.99	34.21	35.02	103.90	111.08	-----	-----	peak



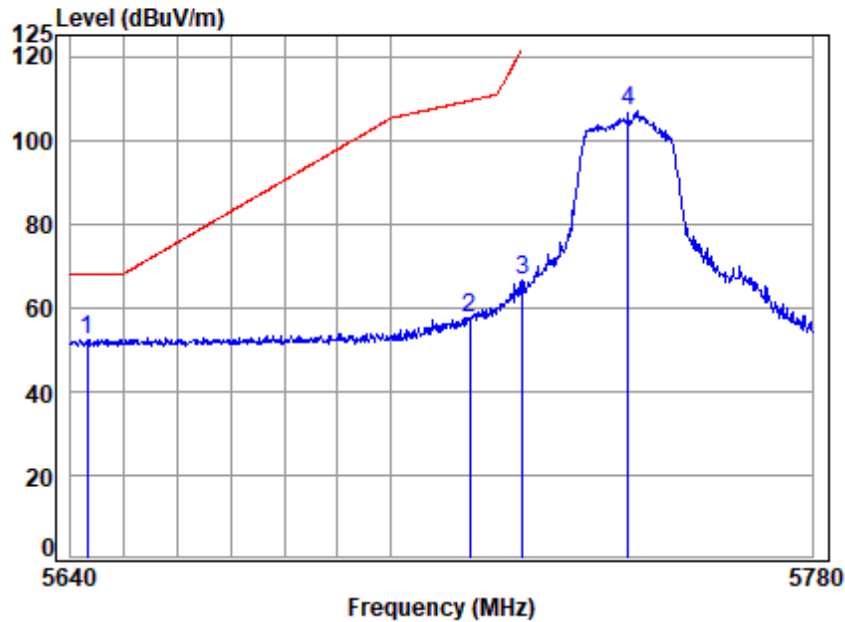
Unless otherwise agreed in writing, this document is issued by the Company subject to its General Conditions of Service printed overleaf, available on request or accessible at <https://www.sgs.com/en/Terms-and-Conditions>. Attention is drawn to the limitation of liability, indemnification and jurisdiction issues defined therein. Any holder of this document is advised that information contained hereon reflects the Company's findings at the time of its intervention only and within the limits of Client's instructions, if any. The Company's sole responsibility is to its Client and this document does not exonerate parties to a transaction from exercising all their rights and obligations under the transaction documents. This document cannot be reproduced except in full, without prior written approval of the Company. Any unauthorized alteration, forgery or falsification of the content or appearance of this document is unlawful and offenders may be prosecuted to the fullest extent of the law. Unless otherwise stated the results shown in this test report refer only to the sample(s) tested and such sample(s) are retained for 30 days only.

Attention: To check the authenticity of testing /inspection report & certificate, please contact us at telephone: (86-755) 8307 1443, or email: CN.Doccheck@sgs.com

SGS-CSTC Standards Technical Services Co., Ltd.
Shenzhen Branch Testing & Calibration Laboratory

No.1 Workshop, M-10, Middle Section, Science & Technology Park, Nanshan District, Shenzhen, Guangdong, China 518057 t (86-755) 26012053 f (86-755) 26710594 www.sgs.com.cn
中国·广东·深圳市南山区科技园中区M-10栋1号厂房 邮编: 518057 t (86-755) 26012053 f (86-755) 26710594 sgs.china@sgs.com

Test Mode: 12; Polarity: Vertical; Modulation:802.11n; Bandwidth:20MHz; Channel:Low

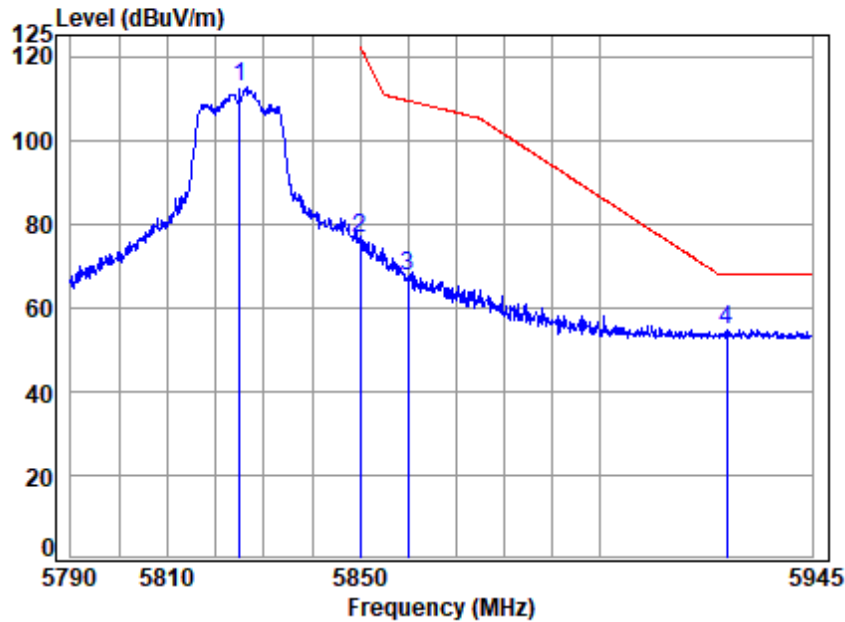


Site : chamber
Condition: 3m VERTICAL
Job No : 03031AT
Mode : 5745 Band edge
: 5G WIFI 11N20

		Cable	Ant	Preamp	Read	Limit	Over	
	Freq	Loss	Factor	Factor	Level	Level	Line	Limit Remark
	MHz	dB	dB/m	dB	dBuV	dBuV/m	dBuV/m	dB
1 q	5643.043	7.92	34.44	35.06	45.20	52.50	68.20	-15.70 peak
2	5715.000	7.97	34.27	35.03	50.23	57.44	109.40	-51.96 peak
3	5725.000	7.98	34.25	35.03	59.26	66.46	122.20	-55.74 peak
4	5745.000	7.99	34.21	35.02	99.70	106.88	-----	----- peak



Test Mode: 12; Polarity: Horizontal; Modulation:802.11n; Bandwidth:20MHz; Channel:High

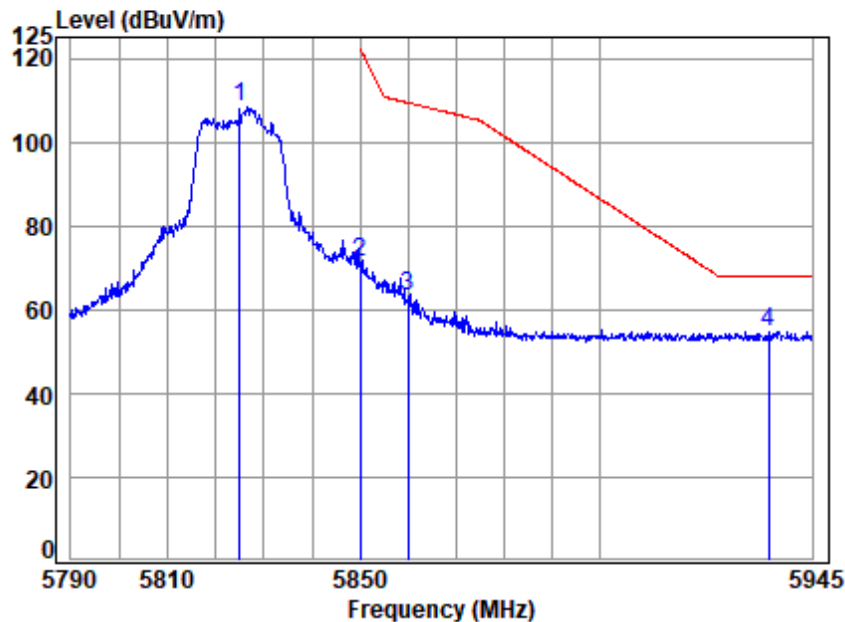


Site : chamber
Condition: 3m HORIZONTAL
Job No : 03031AT
Mode : 5825 Band edge
: 5G WIFI 11N20

	Freq	Cable Loss	Ant Factor	Preamp Factor	Read Level	Level	Limit Line	Over Limit	Remark
	MHz	dB	dB/m	dB	dBuV	dBuV/m	dBuV/m	dB	
1	5825.000	8.05	34.35	34.98	105.33	112.75	-----	-----	peak
2	5850.000	8.07	34.40	34.97	69.02	76.52	122.20	-45.68	peak
3	5860.000	8.07	34.44	34.96	59.81	67.36	109.40	-42.04	peak
4 q	5926.966	8.12	34.65	34.93	46.87	54.71	68.20	-13.49	peak



Test Mode: 12; Polarity: Vertical; Modulation:802.11n; Bandwidth:20MHz; Channel:High



Site : chamber
Condition: 3m VERTICAL
Job No : 03031AT
Mode : 5825 Band edge
: 5G WIFI 11N20

	Freq	Cable Loss	Ant Factor	Preamp Factor	Read Level	Level	Limit Line	Over Limit	Remark
	MHz	dB	dB/m	dB	dBuV	dBuV/m	dBuV/m	dB	
1	5825.000	8.05	34.35	34.98	100.84	108.26	-----	-----	peak
2	5850.000	8.07	34.40	34.97	63.66	71.16	122.20	-51.04	peak
3	5860.000	8.07	34.44	34.96	55.85	63.40	109.40	-46.00	peak
4 q	5935.741	8.13	34.67	34.93	46.80	54.67	68.20	-13.53	peak



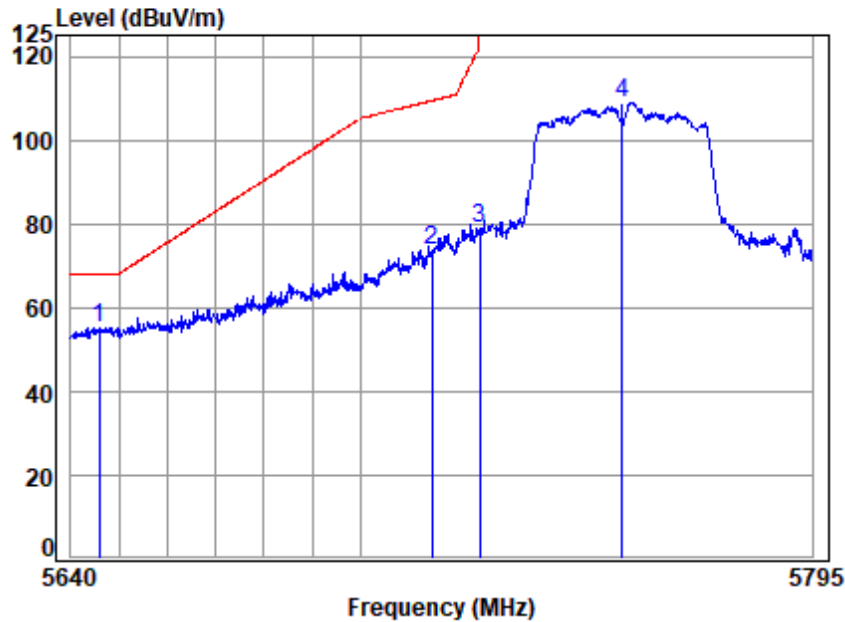
SGS-CSTC Standards Technical Services Co., Ltd. Shenzhen Branch

SZEMC-TRF-01 Rev. A/0 Aug01,2022

Report No.: SZCR230900303105

Page: 196 of 362

Test Mode: 12; Polarity: Horizontal; Modulation:802.11n; Bandwidth:40MHz; Channel:Low



Site : chamber
Condition: 3m HORIZONTAL
Job No : 03031AT
Mode : 5755 Band edge
: 5G WIFI 11N40

	Freq	Cable Loss	Ant Factor	Preamp Factor	Read Level	Level	Limit	Over Limit	Remark
	MHz	dB	dB/m	dB	dBuV	dBuV/m	dBuV/m	dB	
1 q	5645.813	7.92	34.43	35.06	48.07	55.36	68.20	-12.84	peak
2	5715.000	7.97	34.27	35.03	66.60	73.81	109.40	-35.59	peak
3	5725.000	7.98	34.25	35.03	71.47	78.67	122.20	-43.53	peak
4	5755.000	8.00	34.21	35.01	101.78	108.98	-----	-----	peak



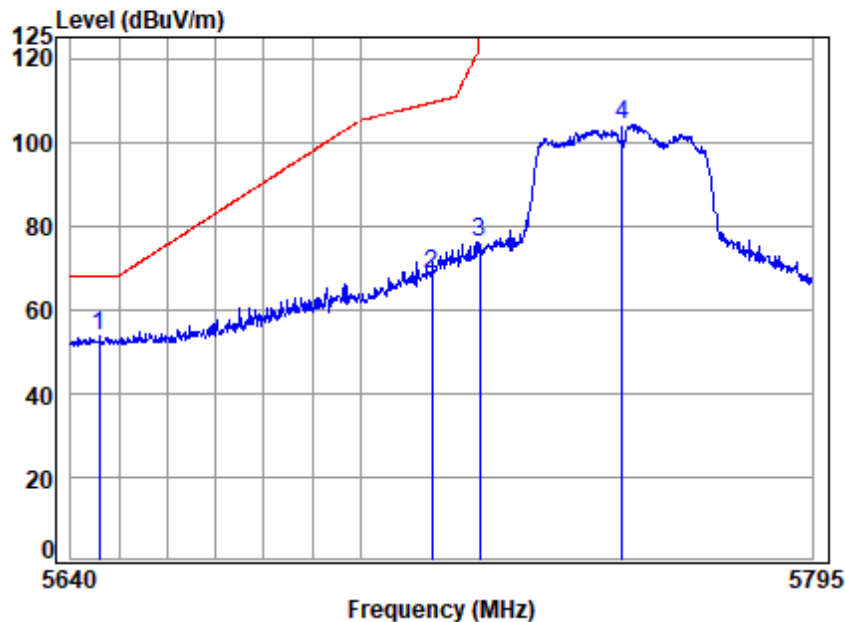
SGS-CSTC Standards Technical Services Co., Ltd.
Shenzhen Branch (Shenzhen) Laboratory

Unless otherwise agreed in writing, this document is issued by the Company subject to its General Conditions of Service printed overleaf, available on request or accessible at <https://www.sgs.com/en/Terms-and-Conditions>. Attention is drawn to the limitation of liability, indemnification and jurisdiction issues defined therein. Any holder of this document is advised that information contained hereon reflects the Company's findings at the time of its intervention only and within the limits of Client's instructions, if any. The Company's sole responsibility is to its Client and this document does not exonerate parties to a transaction from exercising all their rights and obligations under the transaction documents. This document cannot be reproduced except in full, without prior written approval of the Company. Any unauthorized alteration, forgery or falsification of the content or appearance of this document is unlawful and offenders may be prosecuted to the fullest extent of the law. Unless otherwise stated the results shown in this test report refer only to the sample(s) tested and such sample(s) are retained for 30 days only.

Attention: To check the authenticity of testing /inspection report & certificate, please contact us at telephone: (86-755) 8307 1443, or email: CN.Doccheck@sgs.com

No.1 Workshop, M-10, Middle Section, Science & Technology Park, Nanshan District, Shenzhen, Guangdong, China 518057 t (86-755) 26012053 f (86-755) 26710594 www.sgs.com.cn
中国·广东·深圳市南山区科技园中区M-10栋1号厂房 邮编: 518057 t (86-755) 26012053 f (86-755) 26710594 sgs.china@sgs.com

Test Mode: 12; Polarity: Vertical; Modulation:802.11n; Bandwidth:40MHz; Channel:Low

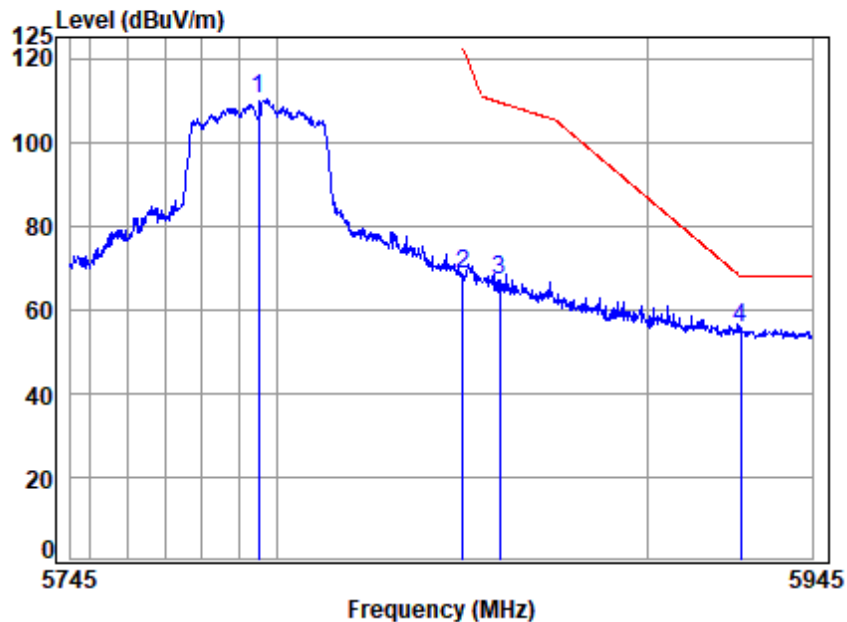


Site : chamber
Condition: 3m VERTICAL
Job No : 03031AT
Mode : 5755 Band edge
: 5G WIFI 11N40

	Freq	Cable Loss	Ant Factor	Preamplifier Factor	Read Level	Level	Limit Line	Over Limit	Remark
	MHz	dB	dB/m	dB	dBuV	dBuV/m	dBuV/m	dB	
1 q	5645.967	7.92	34.42	35.06	46.22	53.50	68.20	-14.70	peak
2	5715.000	7.97	34.27	35.03	61.13	68.34	109.40	-41.06	peak
3	5725.000	7.98	34.25	35.03	68.64	75.84	122.20	-46.36	peak
4	5755.000	8.00	34.21	35.01	97.09	104.29	-----	-----	peak



Test Mode: 12; Polarity: Horizontal; Modulation:802.11n; Bandwidth:40MHz; Channel:High

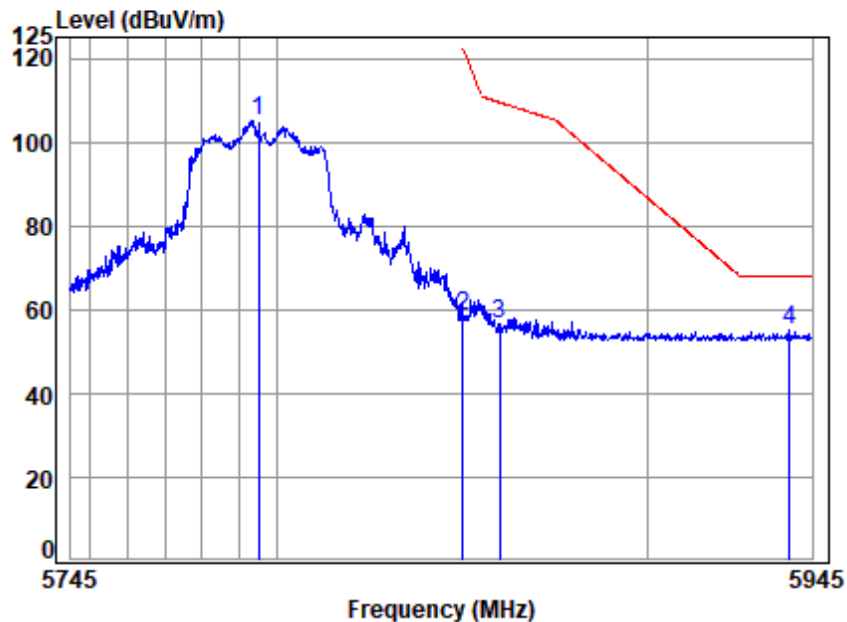


Site : chamber
Condition: 3m HORIZONTAL
Job No : 03031AT
Mode : 5795 Band edge
: 5G WIFI 11N40

	Freq	Cable Loss	Ant Factor	Preamp Factor	Read Level	Level	Limit Line	Over Limit	Remark
	MHz	dB	dB/m	dB	dBuV	dBuV/m	dBuV/m	dB	
1	5795.000	8.03	34.29	34.99	102.90	110.23	-----	-----	peak
2	5850.000	8.07	34.40	34.97	61.03	68.53	122.20	-53.67	peak
3	5860.000	8.07	34.44	34.96	59.30	66.85	109.40	-42.55	peak
4 q	5925.501	8.12	34.65	34.93	47.68	55.52	68.20	-12.68	peak



Test Mode: 12; Polarity: Vertical; Modulation:802.11n; Bandwidth:40MHz; Channel:High

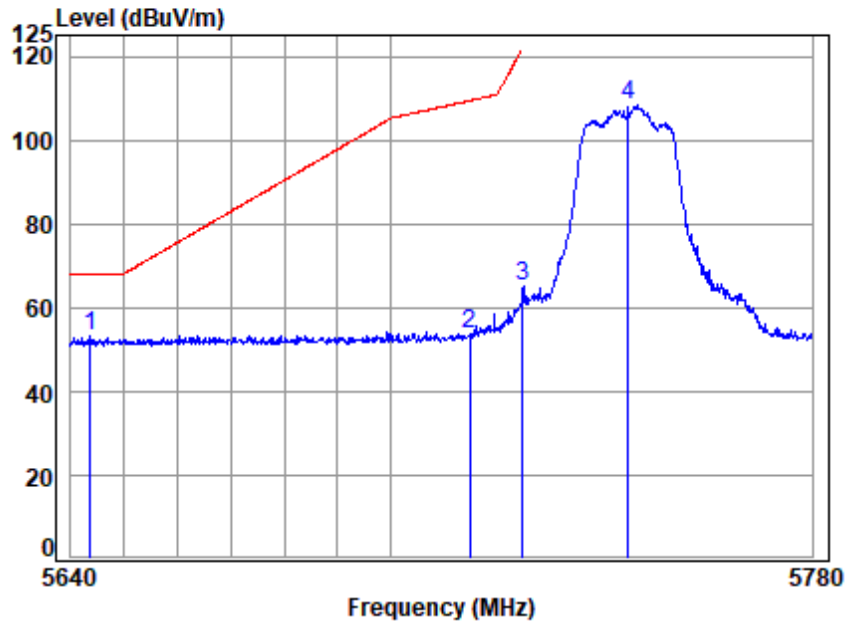


Site : chamber
Condition: 3m VERTICAL
Job No : 03031AT
Mode : 5795 Band edge
: 5G WIFI 11N40

	Freq	Cable Loss	Ant Factor	Preamp Factor	Read Level	Level	Limit Line	Over Limit	Remark
	MHz	dB	dB/m	dB	dBuV	dBuV/m	dBuV/m	dB	
1	5795.000	8.03	34.29	34.99	97.60	104.93	-----	-----	peak
2	5850.000	8.07	34.40	34.97	50.94	58.44	122.20	-63.76	peak
3	5860.000	8.07	34.44	34.96	48.87	56.42	109.40	-52.98	peak
4 q	5938.900	8.13	34.68	34.93	47.15	55.03	68.20	-13.17	peak



Test Mode: 12; Polarity: Horizontal; Modulation:802.11ac; Bandwidth:20MHz; Channel:Low

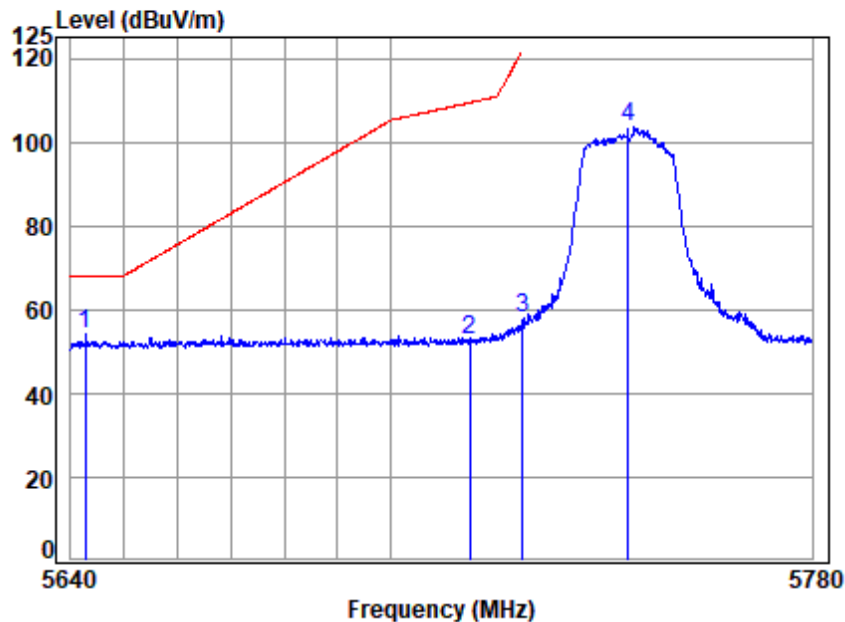


Site : chamber
Condition: 3m HORIZONTAL
Job No : 03031AT
Mode : 5745 Band edge
: 5G WIFI 11AC20

		Cable	Ant	Preamp	Read	Limit	Over	
Freq	Loss	Factor	Factor	Level	Level	Line	Limit	Remark
MHz	dB	dB/m	dB	dBuV	dBuV/m	dBuV/m	dB	
1 q 5643.597	7.92	34.44	35.06	45.80	53.10	68.20	-15.10	peak
2 5715.000	7.97	34.27	35.03	46.56	53.77	109.40	-55.63	peak
3 5725.000	7.98	34.25	35.03	57.70	64.90	122.20	-57.30	peak
4 5745.000	7.99	34.21	35.02	101.27	108.45	-----	-----	peak



Test Mode: 12; Polarity: Vertical; Modulation:802.11ac; Bandwidth:20MHz; Channel:Low

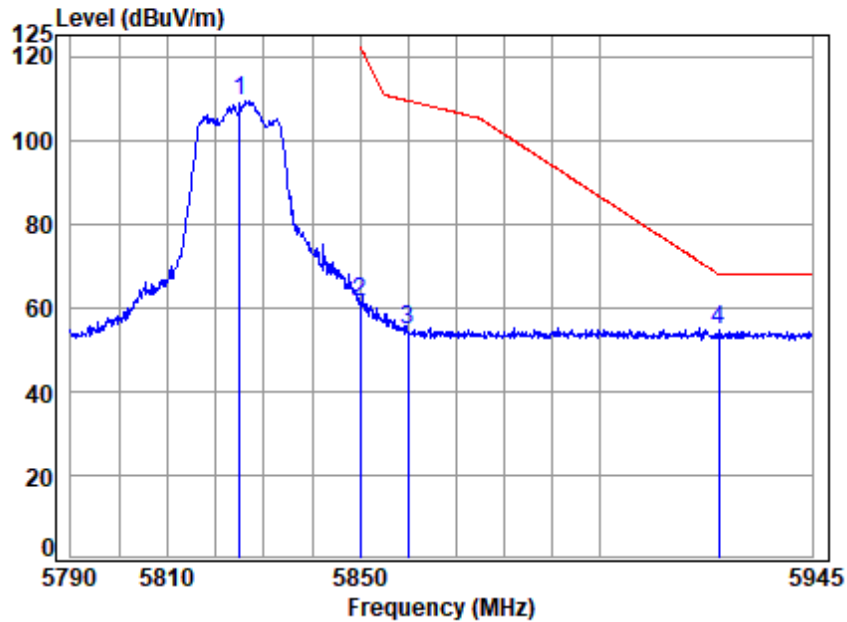


Site : chamber
Condition: 3m VERTICAL
Job No : 03031AT
Mode : 5745 Band edge
: 5G WIFI 11AC20

		Cable	Ant	Preamp	Read	Limit	Over	
Freq	Loss	Factor	Factor	Level	Level	Line	Limit	Remark
MHz	dB	dB/m	dB	dBuV	dBuV/m	dBuV/m	dB	
1 q 5642.767	7.92	34.44	35.06	46.84	54.14	68.20	-14.06	peak
2 5715.000	7.97	34.27	35.03	45.61	52.82	109.40	-56.58	peak
3 5725.000	7.98	34.25	35.03	50.59	57.79	122.20	-64.41	peak
4 5745.000	7.99	34.21	35.02	96.38	103.56	-----	-----	peak



Test Mode: 12; Polarity: Horizontal; Modulation:802.11ac; Bandwidth:20MHz; Channel:High



Site : chamber
Condition: 3m HORIZONTAL
Job No : 03031AT
Mode : 5825 Band edge
: 5G WIFI 11AC20

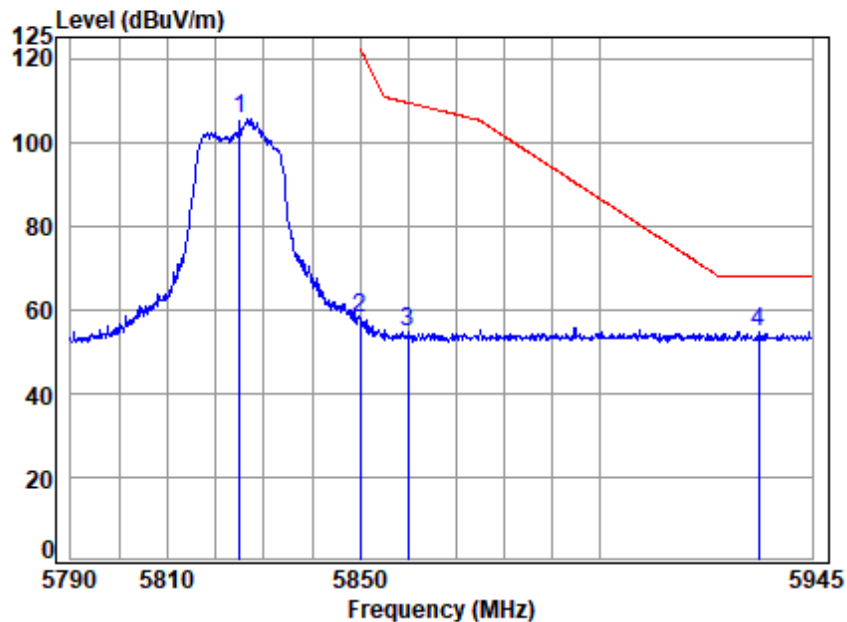
	Freq	Cable Loss	Ant Factor	Preamp Factor	Read Level	Level	Limit Line	Over Limit	Remark
	MHz	dB	dB/m	dB	dBuV	dBuV/m	dBuV/m	dB	
1	5825.000	8.05	34.35	34.98	101.76	109.18	-----	-----	peak
2	5850.000	8.07	34.40	34.97	53.63	61.13	122.20	-61.07	peak
3	5860.000	8.07	34.44	34.96	47.33	54.88	109.40	-54.52	peak
4 q	5925.244	8.12	34.65	34.93	46.84	54.68	68.20	-13.52	peak



Unless otherwise agreed in writing, this document is issued by the Company subject to its General Conditions of Service printed overleaf, available on request or accessible at <https://www.sgs.com/en/Terms-and-Conditions>. Attention is drawn to the limitation of liability, indemnification and jurisdiction issues defined therein. Any holder of this document is advised that information contained hereon reflects the Company's findings at the time of its intervention only and within the limits of Client's instructions, if any. The Company's sole responsibility is to its Client and this document does not exonerate parties to a transaction from exercising all their rights and obligations under the transaction documents. This document cannot be reproduced except in full, without prior written approval of the Company. Any unauthorized alteration, forgery or falsification of the content or appearance of this document is unlawful and offenders may be prosecuted to the fullest extent of the law. Unless otherwise stated the results shown in this test report refer only to the sample(s) tested and such sample(s) are retained for 30 days only.

Attention: To check the authenticity of testing /inspection report & certificate, please contact us at telephone: (86-755) 8307 1443, or email: CN.Doccheck@sgs.com

Test Mode: 12; Polarity: Vertical; Modulation:802.11ac; Bandwidth:20MHz; Channel:High

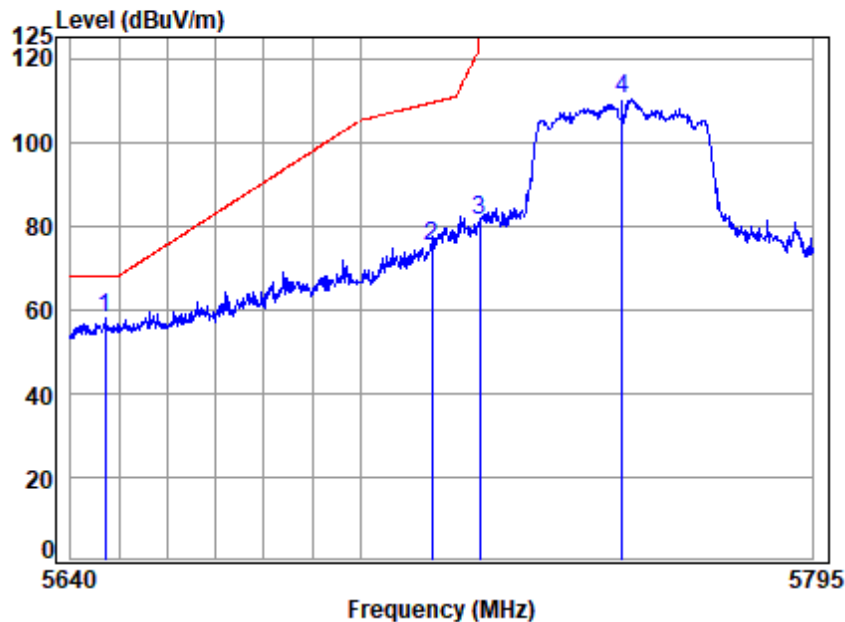


Site : chamber
Condition: 3m VERTICAL
Job No : 03031AT
Mode : 5825 Band edge
: 5G WIFI 11AC20

	Freq	Cable Loss	Ant Factor	Preamp Factor	Read Level	Level	Limit Line	Over Limit	Remark
	MHz	dB	dB/m	dB	dBuV	dBuV/m	dBuV/m	dB	
1	5825.000	8.05	34.35	34.98	98.01	105.43	-----	-----	peak
2	5850.000	8.07	34.40	34.97	50.51	58.01	122.20	-64.19	peak
3	5860.000	8.07	34.44	34.96	47.11	54.66	109.40	-54.74	peak
4 q	5933.703	8.12	34.67	34.93	47.00	54.86	68.20	-13.34	peak



Test Mode: 12; Polarity: Horizontal; Modulation:802.11ac; Bandwidth:40MHz; Channel:Low

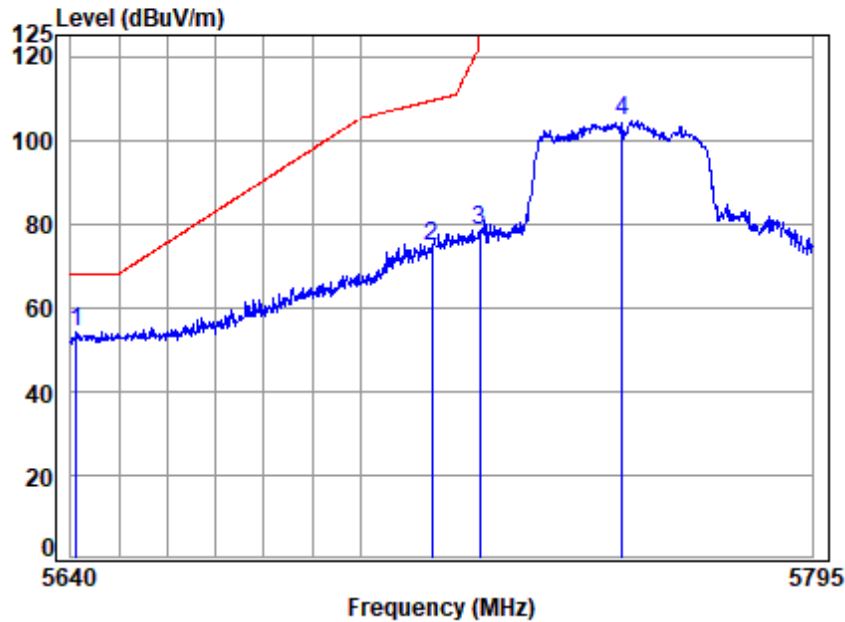


Site : chamber
Condition: 3m HORIZONTAL
Job No : 03031AT
Mode : 5755 Band edge
: 5G WIFI 11AC40

		Cable	Ant	Preamp	Read	Limit	Over	
Freq	Loss	Factor	Factor	Level	Level	Line	Limit	Remark
MHz	dB	dB/m	dB	dBuV	dBuV/m	dBuV/m	dB	
1 q 5647.038	7.92	34.42	35.06	50.73	58.01	68.20	-10.19	peak
2 5715.000	7.97	34.27	35.03	67.70	74.91	109.40	-34.49	peak
3 5725.000	7.98	34.25	35.03	73.98	81.18	122.20	-41.02	peak
4 5755.000	8.00	34.21	35.01	102.84	110.04	-----	-----	peak



Test Mode: 12; Polarity: Vertical; Modulation:802.11ac; Bandwidth:40MHz; Channel:Low

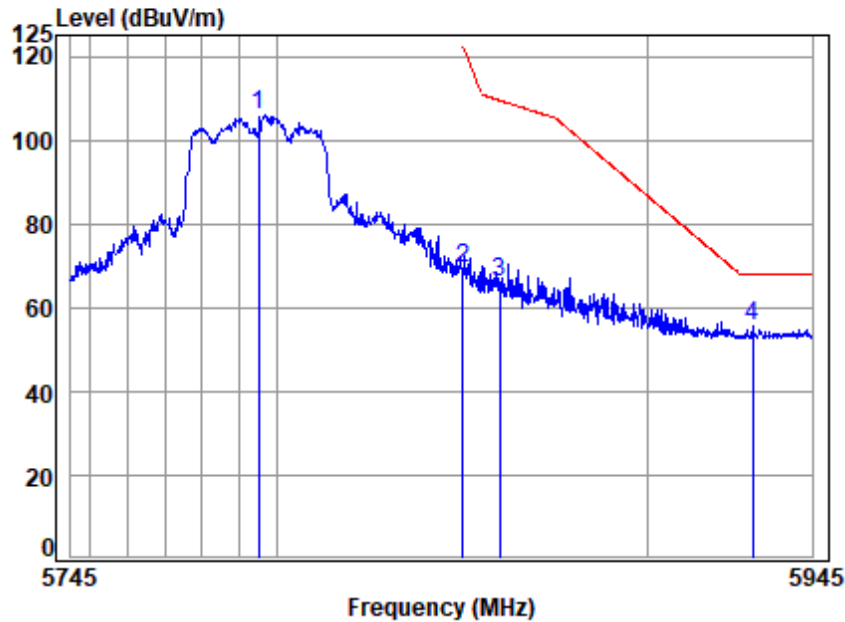


Site : chamber
Condition: 3m VERTICAL
Job No : 03031AT
Mode : 5755 Band edge
: 5G WIFI 11AC40

	Freq	Cable Loss	Ant Factor	Preamp Factor	Read Level	Level	Limit	Over Limit	Remark
	MHz	dB	dB/m	dB	dBuV	dBuV/m	dBuV/m	dB	
1 q	5641.224	7.92	34.45	35.07	46.88	54.18	68.20	-14.02	peak
2	5715.000	7.97	34.27	35.03	67.30	74.51	109.40	-34.89	peak
3	5725.000	7.98	34.25	35.03	71.07	78.27	122.20	-43.93	peak
4	5755.000	8.00	34.21	35.01	97.14	104.34	-----	-----	peak



Test Mode: 12; Polarity: Horizontal; Modulation:802.11ac; Bandwidth:40MHz; Channel:High

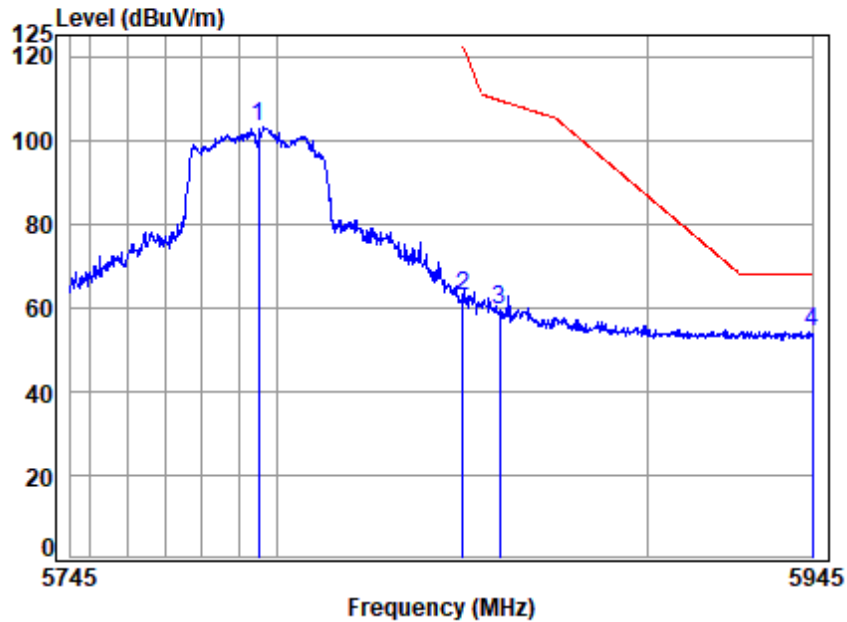


Site : chamber
Condition: 3m HORIZONTAL
Job No : 03031AT
Mode : 5795 Band edge
: 5G WIFI 11AC40

	Freq	Cable Loss	Ant Factor	Preamp Factor	Read Level	Level	Limit Line	Over Limit	Remark
	MHz	dB	dB/m	dB	dBuV	dBuV/m	dBuV/m	dB	
1	5795.000	8.03	34.29	34.99	98.77	106.10	-----	-----	peak
2	5850.000	8.07	34.40	34.97	61.86	69.36	122.20	-52.84	peak
3	5860.000	8.07	34.44	34.96	58.72	66.27	109.40	-43.13	peak
4 q	5928.747	8.12	34.66	34.93	47.53	55.38	68.20	-12.82	peak



Test Mode: 12; Polarity: Vertical; Modulation:802.11ac; Bandwidth:40MHz; Channel:High

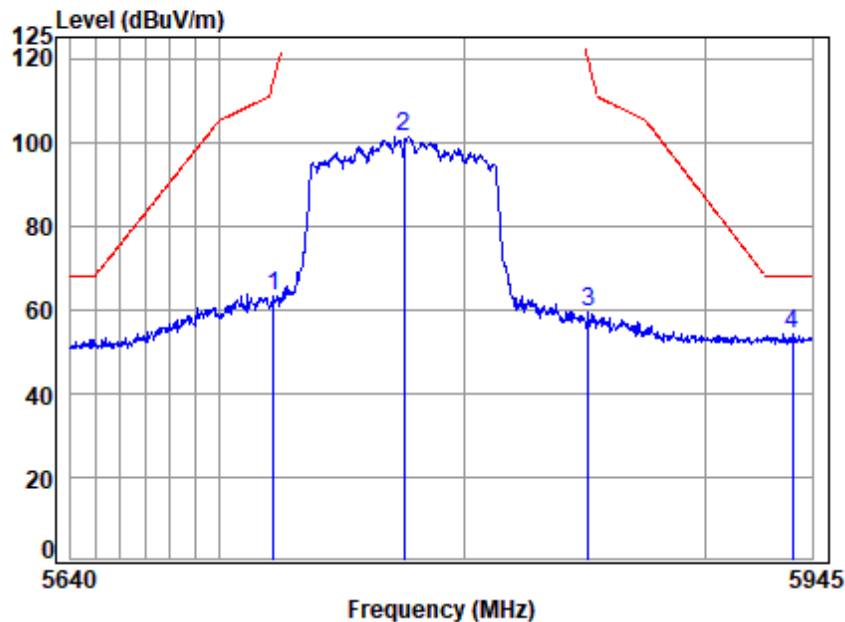


Site : chamber
Condition: 3m VERTICAL
Job No : 03031AT
Mode : 5795 Band edge
: 5G WIFI 11AC40

	Freq	Cable Loss	Ant Factor	Preamp Factor	Read Level	Level	Limit Line	Over Limit	Remark
	MHz	dB	dB/m	dB	dBuV	dBuV/m	dBuV/m	dB	
1	5795.000	8.03	34.29	34.99	95.74	103.07	-----	-----	peak
2	5850.000	8.07	34.40	34.97	55.29	62.79	122.20	-59.41	peak
3	5860.000	8.07	34.44	34.96	51.81	59.36	109.40	-50.04	peak
4 q	5945.000	8.13	34.69	34.92	46.52	54.42	68.20	-13.78	peak



Test Mode: 12; Polarity: Horizontal; Modulation:802.11ac; Bandwidth:80MHz; Channel:middle

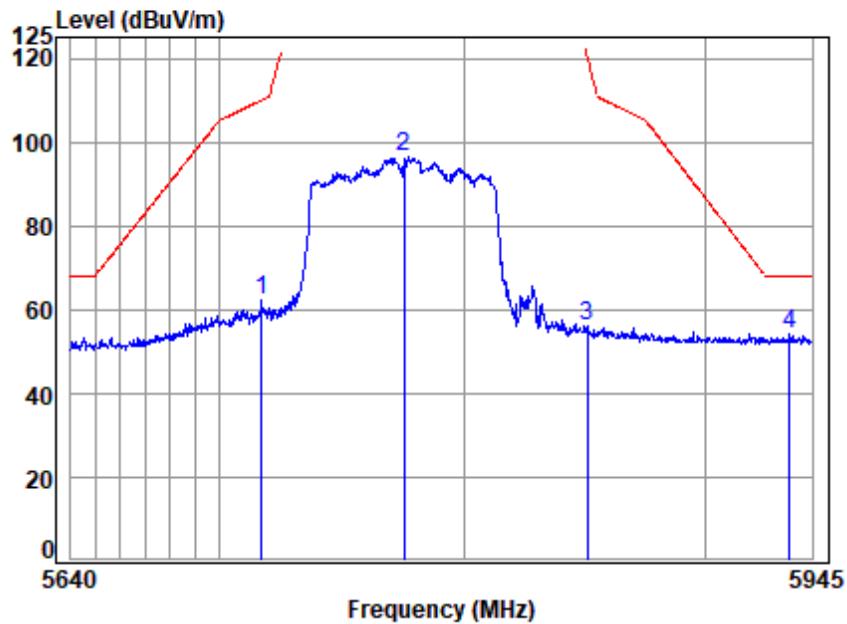


Site : chamber
Condition: 3m HORIZONTAL
Job No : 03031AT
Mode : 5775 Band edge
: 5G WIFI 11AC80

		Cable	Ant	Preamp	Read	Limit	Over	
Freq	Loss	Factor	Factor	Level	Level	Line	Limit	Remark
MHz	dB	dB/m	dB	dBuV	dBuV/m	dBuV/m	dB	
1	5721.677	7.98	34.26	35.03	56.04	63.25	114.62	-51.37 peak
2	5775.000	8.01	34.25	35.00	94.08	101.34	-----	----- peak
3	5851.191	8.07	34.40	34.97	51.72	59.22	119.48	-60.26 peak
4 q	5936.552	8.13	34.67	34.93	46.35	54.22	68.20	-13.98 peak



Test Mode: 12; Polarity: Vertical; Modulation:802.11ac; Bandwidth:80MHz; Channel:middle

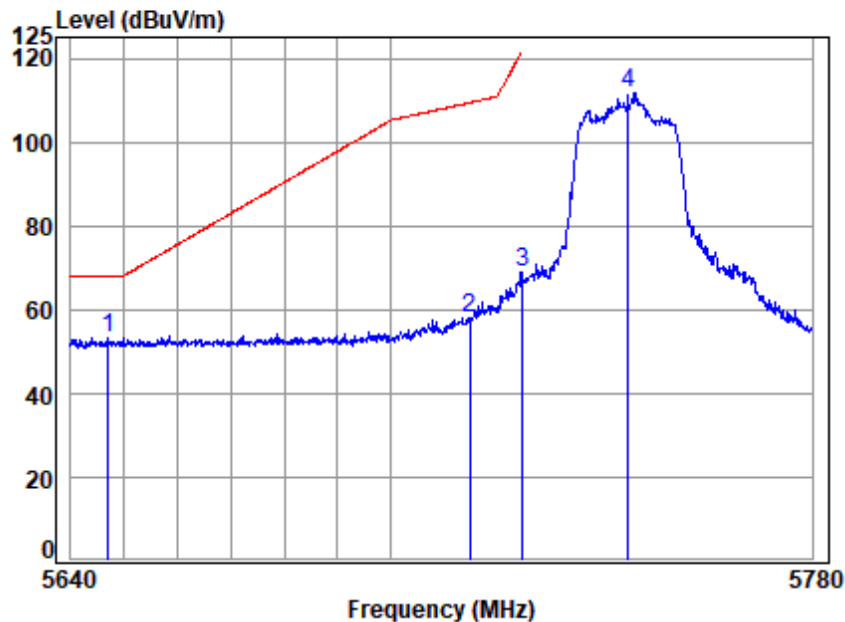


Site : chamber
Condition: 3m VERTICAL
Job No : 03031AT
Mode : 5775 Band edge
: 5G WIFI 11AC80

	Freq	Cable Loss	Ant Factor	Preamp Factor	Read Level	Level	Limit Line	Over Limit	Remark
	MHz	dB	dB/m	dB	dBuV	dBuV/m	dBuV/m	dB	
1	5716.858	7.97	34.27	35.03	54.93	62.14	109.92	-47.78	peak
2	5775.000	8.01	34.25	35.00	89.34	96.60	-----	-----	peak
3	5850.883	8.07	34.40	34.97	48.73	56.23	120.19	-63.96	peak
4 q	5935.614	8.13	34.67	34.93	46.18	54.05	68.20	-14.15	peak



Test Mode: 12; Polarity: Horizontal; Modulation:802.11ax(Full RU0); Bandwidth:20MHz; Channel:Low

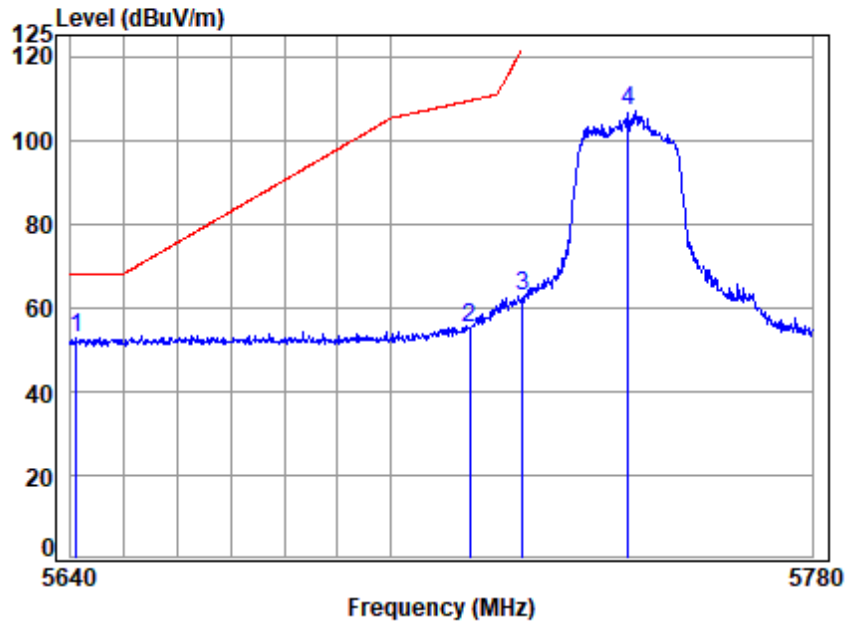


Site : chamber
Condition: 3m HORIZONTAL
Job No : 03031AT
Mode : 5745 Band edge
: 5G WIFI 11AX20

		Cable	Ant	Preamp	Read	Limit	Over	
Freq	Loss	Factor	Factor	Level	Level	Line	Limit	Remark
MHz	dB	dB/m	dB	dBuV	dBuV/m	dBuV/m	dB	
1 q 5646.919	7.92	34.42	35.06	45.89	53.17	68.20	-15.03	peak
2 5715.000	7.97	34.27	35.03	50.91	58.12	109.40	-51.28	peak
3 5725.000	7.98	34.25	35.03	61.78	68.98	122.20	-53.22	peak
4 5745.000	7.99	34.21	35.02	104.72	111.90	-----	-----	peak



Test Mode: 12; Polarity: Vertical; Modulation:802.11ax(Full RU0); Bandwidth:20MHz; Channel:Low



Site : chamber
Condition: 3m VERTICAL
Job No : 03031AT
Mode : 5745 Band edge
: 5G WIFI 11AX20

	Freq	Cable Loss	Ant Factor	Preamp Factor	Read Level	Level	Limit Line	Over Limit	Remark
	MHz	dB	dB/m	dB	dBuV	dBuV/m	dBuV/m	dB	
1 q	5641.106	7.92	34.45	35.07	45.53	52.83	68.20	-15.37	peak
2	5715.000	7.97	34.27	35.03	47.99	55.20	109.40	-54.20	peak
3	5725.000	7.98	34.25	35.03	55.43	62.63	122.20	-59.57	peak
4	5745.000	7.99	34.21	35.02	99.62	106.80	-----	-----	peak



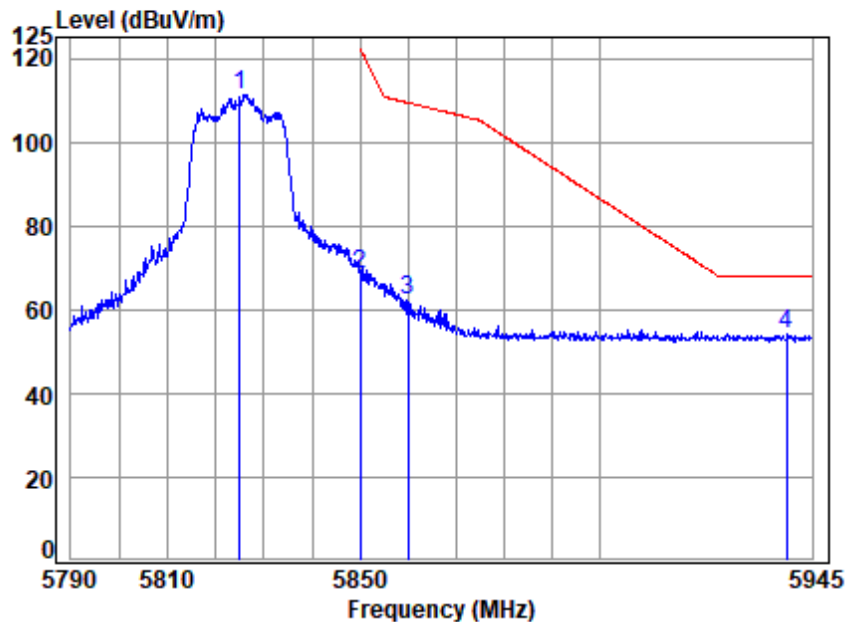
SGS-CSTC Standards Technical Services Co., Ltd. Shenzhen Branch

SZEMC-TRF-01 Rev. A/0 Aug01,2022

Report No.: SZCR230900303105

Page: 212 of 362

Test Mode: 12; Polarity: Horizontal; Modulation:802.11ax(Full RU0); Bandwidth:20MHz; Channel:High



Site : chamber
Condition: 3m HORIZONTAL
Job No : 03031AT
Mode : 5825 Band edge
: 5G WIFI 11AX20

		Cable	Ant	Preamp	Read	Limit	Over	
Freq	Loss	Factor	Factor	Level	Level	Line	Limit	Remark
MHz	dB	dB/m	dB	dBuV	dBuV/m	dBuV/m	dB	
1 5825.000	8.05	34.35	34.98	103.96	111.38	-----	-----	peak
2 5850.000	8.07	34.40	34.97	61.10	68.60	122.20	-53.60	peak
3 5860.000	8.07	34.44	34.96	54.76	62.31	109.40	-47.09	peak
4 q 5939.663	8.13	34.68	34.93	46.32	54.20	68.20	-14.00	peak



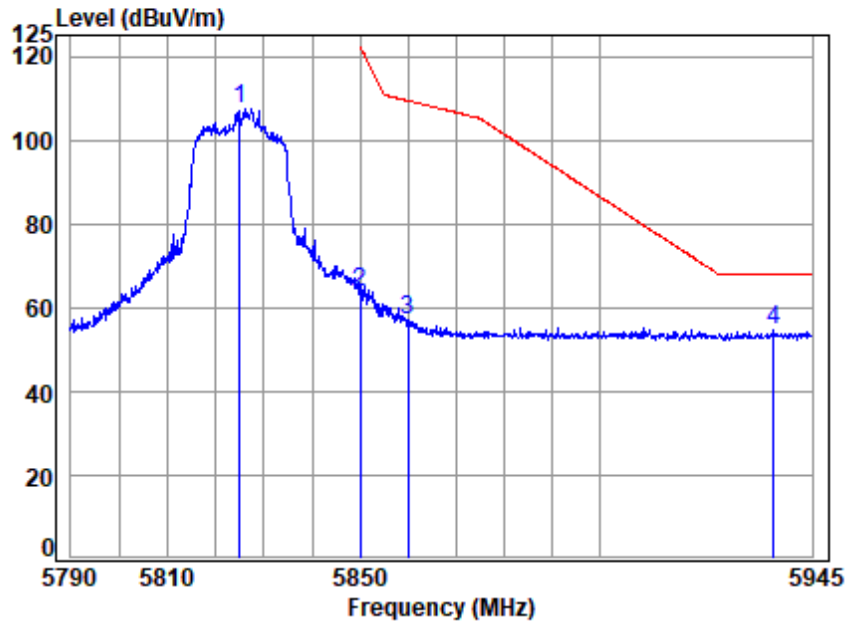
SGS-CSTC Standards Technical Services Co., Ltd.
Shenzhen Branch Inspection & Testing Services Laboratory

Unless otherwise agreed in writing, this document is issued by the Company subject to its General Conditions of Service printed overleaf, available on request or accessible at <https://www.sgs.com/en/Terms-and-Conditions>. Attention is drawn to the limitation of liability, indemnification and jurisdiction issues defined therein. Any holder of this document is advised that information contained hereon reflects the Company's findings at the time of its intervention only and within the limits of Client's instructions, if any. The Company's sole responsibility is to its Client and this document does not exonerate parties to a transaction from exercising all their rights and obligations under the transaction documents. This document cannot be reproduced except in full, without prior written approval of the Company. Any unauthorized alteration, forgery or falsification of the content or appearance of this document is unlawful and offenders may be prosecuted to the fullest extent of the law. Unless otherwise stated the results shown in this test report refer only to the sample(s) tested and such sample(s) are retained for 30 days only.

Attention: To check the authenticity of testing /inspection report & certificate, please contact us at telephone: (86-755) 8307 1443, or email: CN.Doccheck@sgs.com

No.1 Workshop, M-10, Middle Section, Science & Technology Park, Nanshan District, Shenzhen, Guangdong, China 518057 t (86-755) 26012053 f (86-755) 26710594 www.sgs.com.cn
中国·广东·深圳市南山区科技园中区M-10栋1号厂房 邮编: 518057 t (86-755) 26012053 f (86-755) 26710594 sgs.china@sgs.com

Test Mode: 12; Polarity: Vertical; Modulation:802.11ax(Full RU0); Bandwidth:20MHz; Channel:High



Site : chamber
Condition: 3m VERTICAL
Job No : 03031AT
Mode : 5825 Band edge
: 5G WIFI 11AX20

		Cable	Ant	Preamp	Read	Limit	Over	
Freq	Loss	Factor	Factor	Level	Level	Line	Limit	Remark
MHz	dB	dB/m	dB	dBuV	dBuV/m	dBuV/m	dB	
1 5825.000	8.05	34.35	34.98	100.21	107.63	-----	-----	peak
2 5850.000	8.07	34.40	34.97	56.08	63.58	122.20	-58.62	peak
3 5860.000	8.07	34.44	34.96	49.61	57.16	109.40	-52.24	peak
4 q 5936.839	8.13	34.67	34.93	46.76	54.63	68.20	-13.57	peak



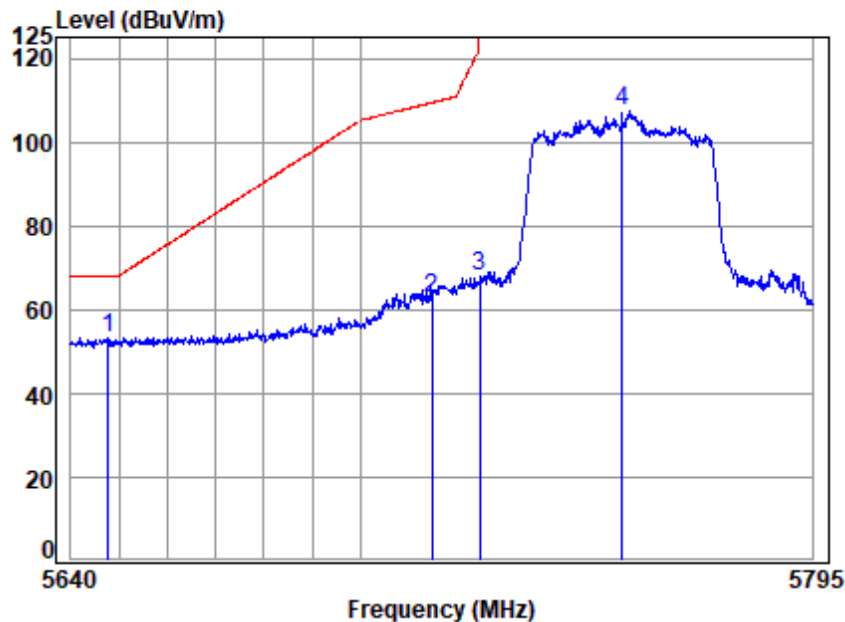
SGS-CSTC Standards Technical Services Co., Ltd. Shenzhen Branch

SZEMC-TRF-01 Rev. A/0 Aug01,2022

Report No.: SZCR230900303105

Page: 214 of 362

Test Mode: 12; Polarity: Horizontal; Modulation:802.11ax(Full RU0); Bandwidth:40MHz; Channel:Low



Site : chamber
Condition: 3m HORIZONTAL
Job No : 03031AT
Mode : 5755 Band edge
: 5G WIFI 11AX40

		Cable	Ant	Preamp	Read	Limit	Over	
Freq	Loss	Factor	Factor	Level	Level	Line	Limit	Remark
MHz	dB	dB/m	dB	dBuV	dBuV/m	dBuV/m	dB	
1 q 5647.804	7.92	34.41	35.06	45.93	53.20	68.20	-15.00	peak
2 5715.000	7.97	34.27	35.03	55.54	62.75	109.40	-46.65	peak
3 5725.000	7.98	34.25	35.03	60.66	67.86	122.20	-54.34	peak
4 5755.000	8.00	34.21	35.01	100.27	107.47	-----	-----	peak



SGS-CSTC Standards Technical Services Co., Ltd.
Shenzhen Branch Testing & Calibration Laboratory

Unless otherwise agreed in writing, this document is issued by the Company subject to its General Conditions of Service printed overleaf, available on request or accessible at <https://www.sgs.com/en/Terms-and-Conditions>. Attention is drawn to the limitation of liability, indemnification and jurisdiction issues defined therein. Any holder of this document is advised that information contained hereon reflects the Company's findings at the time of its intervention only and within the limits of Client's instructions, if any. The Company's sole responsibility is to its Client and this document does not exonerate parties to a transaction from exercising all their rights and obligations under the transaction documents. This document cannot be reproduced except in full, without prior written approval of the Company. Any unauthorized alteration, forgery or falsification of the content or appearance of this document is unlawful and offenders may be prosecuted to the fullest extent of the law. Unless otherwise stated the results shown in this test report refer only to the sample(s) tested and such sample(s) are retained for 30 days only.

Attention: To check the authenticity of testing /inspection report & certificate, please contact us at telephone: (86-755) 8307 1443, or email: CN.Doccheck@sgs.com

No.1 Workshop, M-10, Middle Section, Science & Technology Park, Nanshan District, Shenzhen, Guangdong, China 518057 t (86-755) 26012053 f (86-755) 26710594 www.sgs.com.cn
中国·广东·深圳市南山区科技园中区M-10栋1号厂房 邮编: 518057 t (86-755) 26012053 f (86-755) 26710594 sgs.china@sgs.com

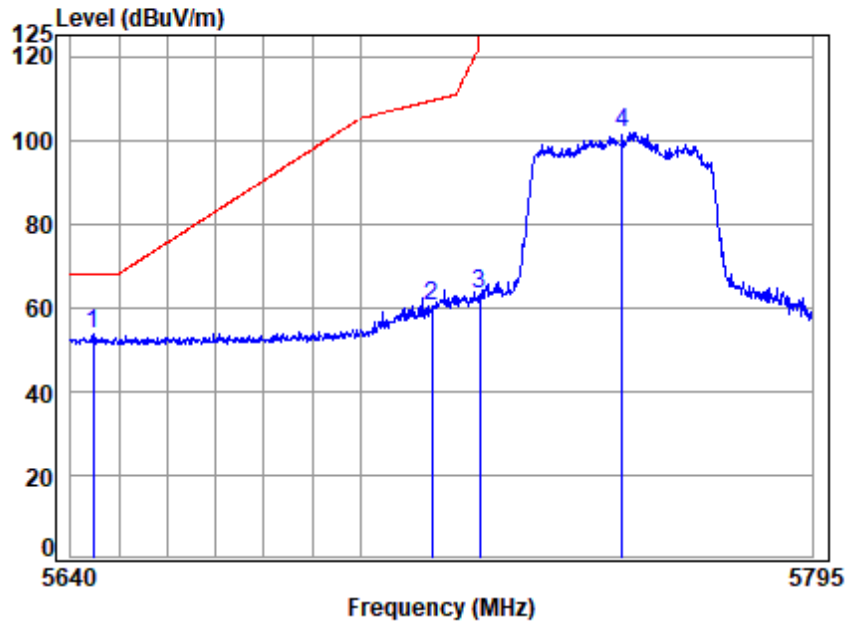
SGS-CSTC Standards Technical Services Co., Ltd. Shenzhen Branch

SZEMC-TRF-01 Rev. A/0 Aug01,2022

Report No.: SZCR230900303105

Page: 215 of 362

Test Mode: 12; Polarity: Vertical; Modulation:802.11ax(Full RU0); Bandwidth:40MHz; Channel:Low



Site : chamber
Condition: 3m VERTICAL
Job No : 03031AT
Mode : 5755 Band edge
: 5G WIFI 11AX40

	Cable	Ant	Preamp	Read	Limit	Over	
Freq	Loss	Factor	Factor	Level	Level	Line	Limit Remark
MHz	dB	dB/m	dB	dBuV	dBuV/m	dBuV/m	dB
1 q 5644.589	7.92	34.43	35.06	46.43	53.72	68.20	-14.48 peak
2 5715.000	7.97	34.27	35.03	53.36	60.57	109.40	-48.83 peak
3 5725.000	7.98	34.25	35.03	56.01	63.21	122.20	-58.99 peak
4 5755.000	8.00	34.21	35.01	94.62	101.82	-----	----- peak



SGS-CSTC Standards Technical Services Co., Ltd.
Shenzhen Branch Inspection & Testing Laboratory

Unless otherwise agreed in writing, this document is issued by the Company subject to its General Conditions of Service printed overleaf, available on request or accessible at <https://www.sgs.com/en/Terms-and-Conditions>. Attention is drawn to the limitation of liability, indemnification and jurisdiction issues defined therein. Any holder of this document is advised that information contained hereon reflects the Company's findings at the time of its intervention only and within the limits of Client's instructions, if any. The Company's sole responsibility is to its Client and this document does not exonerate parties to a transaction from exercising all their rights and obligations under the transaction documents. This document cannot be reproduced except in full, without prior written approval of the Company. Any unauthorized alteration, forgery or falsification of the content or appearance of this document is unlawful and offenders may be prosecuted to the fullest extent of the law. Unless otherwise stated the results shown in this test report refer only to the sample(s) tested and such sample(s) are retained for 30 days only.

Attention: To check the authenticity of testing /inspection report & certificate, please contact us at telephone: (86-755) 8307 1443, or email: CN.Doccheck@sgs.com

No.1 Workshop, M-10, Middle Section, Science & Technology Park, Nanshan District, Shenzhen, Guangdong, China 518057 t (86-755) 26012053 f (86-755) 26710594 www.sgs.com.cn
中国·广东·深圳市南山区科技园中区M-10栋1号厂房 邮编: 518057 t (86-755) 26012053 f (86-755) 26710594 sgs.china@sgs.com

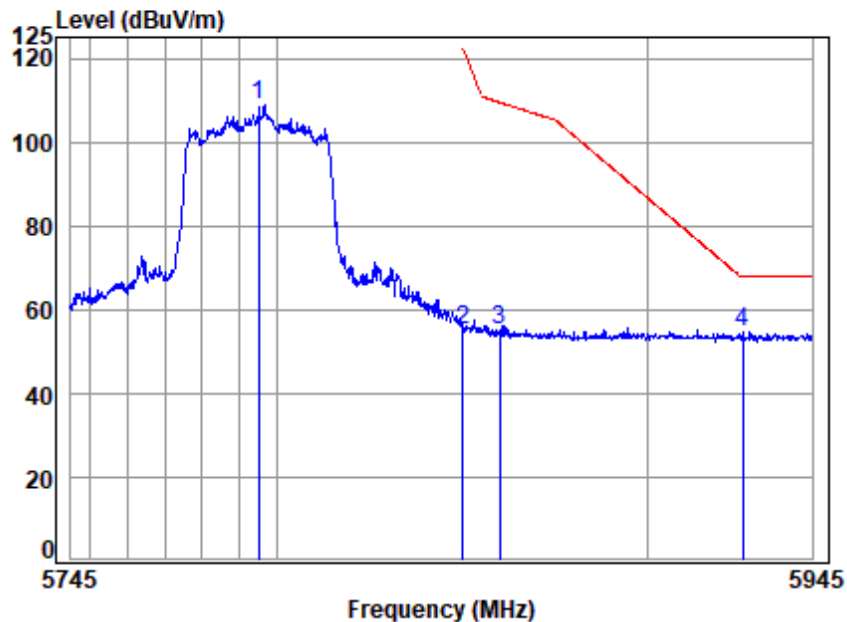
SGS-CSTC Standards Technical Services Co., Ltd. Shenzhen Branch

SZEMC-TRF-01 Rev. A/0 Aug01,2022

Report No.: SZCR230900303105

Page: 216 of 362

Test Mode: 12; Polarity: Horizontal; Modulation:802.11ax(Full RU0); Bandwidth:40MHz; Channel:High



Site : chamber
Condition: 3m HORIZONTAL
Job No : 03031AT
Mode : 5795 Band edge
: 5G WIFI 11AX40

	Freq	Cable Loss	Ant Factor	Preamp Factor	Read Level	Level	Limit Line	Over Limit	Remark
	MHz	dB	dB/m	dB	dBuV	dBuV/m	dBuV/m	dB	
1	5795.000	8.03	34.29	34.99	101.37	108.70	-----	-----	peak
2	5850.000	8.07	34.40	34.97	47.46	54.96	122.20	-67.24	peak
3	5860.000	8.07	34.44	34.96	47.47	55.02	109.40	-54.38	peak
4 q	5925.907	8.12	34.65	34.93	46.96	54.80	68.20	-13.40	peak



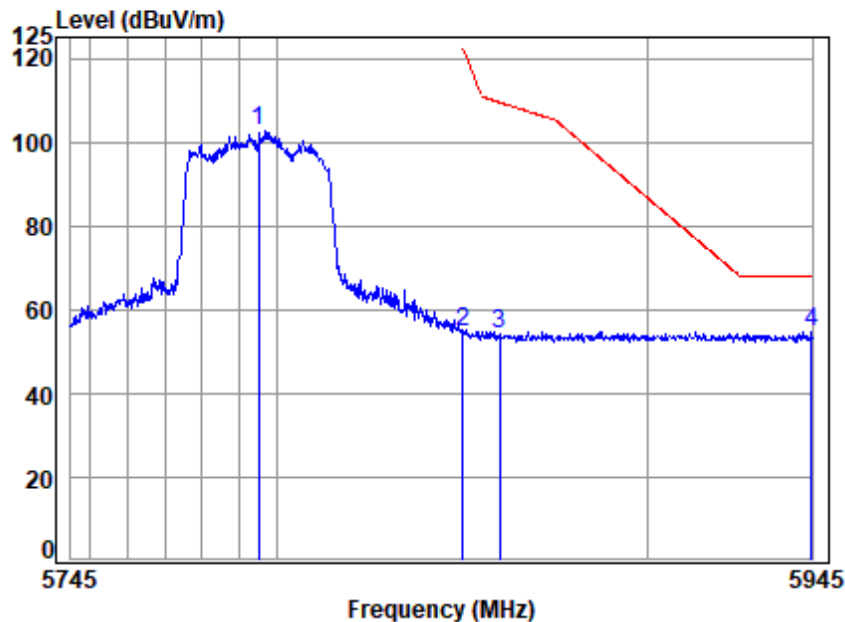
Unless otherwise agreed in writing, this document is issued by the Company subject to its General Conditions of Service printed overleaf, available on request or accessible at <https://www.sgs.com/en/Terms-and-Conditions>. Attention is drawn to the limitation of liability, indemnification and jurisdiction issues defined therein. Any holder of this document is advised that information contained hereon reflects the Company's findings at the time of its intervention only and within the limits of Client's instructions, if any. The Company's sole responsibility is to its Client and this document does not exonerate parties to a transaction from exercising all their rights and obligations under the transaction documents. This document cannot be reproduced except in full, without prior written approval of the Company. Any unauthorized alteration, forgery or falsification of the content or appearance of this document is unlawful and offenders may be prosecuted to the fullest extent of the law. Unless otherwise stated the results shown in this test report refer only to the sample(s) tested and such sample(s) are retained for 30 days only.

Attention: To check the authenticity of testing /inspection report & certificate, please contact us at telephone: (86-755) 8307 1443, or email: CN.Doccheck@sgs.com

SGS-CSTC Standards Technical Services Co., Ltd.
Shenzhen Branch Testing & Calibration Laboratory

No.1 Workshop, M-10, Middle Section, Science & Technology Park, Nanshan District, Shenzhen, Guangdong, China 518057 t (86-755) 26012053 f (86-755) 26710594 www.sgs.com.cn
中国·广东·深圳市南山区科技园中区M-10栋1号厂房 邮编: 518057 t (86-755) 26012053 f (86-755) 26710594 sgs.china@sgs.com

Test Mode: 12; Polarity: Vertical; Modulation:802.11ax(Full RU0); Bandwidth:40MHz; Channel:High



Site : chamber
Condition: 3m VERTICAL
Job No : 03031AT
Mode : 5795 Band edge
: 5G WIFI 11AX40

		Cable	Ant	Preamp	Read	Limit	Over	
Freq	Loss	Factor	Factor	Level	Level	Line	Limit	Remark
MHz	dB	dB/m	dB	dBuV	dBuV/m	dBuV/m	dB	
1 5795.000	8.03	34.29	34.99	95.38	102.71	-----	-----	peak
2 5850.000	8.07	34.40	34.97	47.34	54.84	122.20	-67.36	peak
3 5860.000	8.07	34.44	34.96	46.82	54.37	109.40	-55.03	peak
4 q 5944.796	8.13	34.69	34.92	46.71	54.61	68.20	-13.59	peak



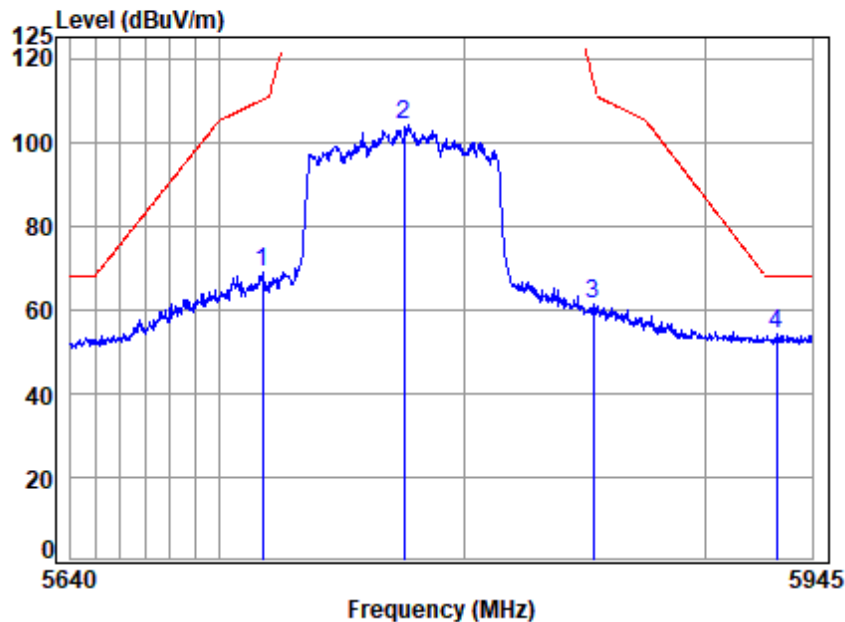
SGS-CSTC Standards Technical Services Co., Ltd. Shenzhen Branch

SZEMC-TRF-01 Rev. A/0 Aug01,2022

Report No.: SZCR230900303105

Page: 218 of 362

Test Mode: 12; Polarity: Horizontal; Modulation:802.11ax(Full RU0); Bandwidth:80MHz; Channel:middle



Site : chamber
Condition: 3m HORIZONTAL
Job No : 03031AT
Mode : 5775 Band edge
: 5G WIFI 11AX80

		Cable	Ant	Preamp	Read		Limit	Over	
Freq		Loss	Factor	Factor	Level	Level	Line	Limit	Remark
MHz		dB	dB/m	dB	dBuV	dBuV/m	dBuV/m	dB	
1	5717.460	7.97	34.27	35.03	61.60	68.81	110.09	-41.28	peak
2	5775.000	8.01	34.25	35.00	96.65	103.91	-----	-----	peak
3	5853.349	8.07	34.41	34.97	53.92	61.43	114.56	-53.13	peak
4 q	5929.990	8.12	34.66	34.93	46.27	54.12	68.20	-14.08	peak



SGS-CSTC Standards Technical Services Co., Ltd.
Shenzhen Branch (Shenzhen) Laboratory

Unless otherwise agreed in writing, this document is issued by the Company subject to its General Conditions of Service printed overleaf, available on request or accessible at <https://www.sgs.com/en/Terms-and-Conditions>. Attention is drawn to the limitation of liability, indemnification and jurisdiction issues defined therein. Any holder of this document is advised that information contained hereon reflects the Company's findings at the time of its intervention only and within the limits of Client's instructions, if any. The Company's sole responsibility is to its Client and this document does not exonerate parties to a transaction from exercising all their rights and obligations under the transaction documents. This document cannot be reproduced except in full, without prior written approval of the Company. Any unauthorized alteration, forgery or falsification of the content or appearance of this document is unlawful and offenders may be prosecuted to the fullest extent of the law. Unless otherwise stated the results shown in this test report refer only to the sample(s) tested and such sample(s) are retained for 30 days only.

Attention: To check the authenticity of testing /inspection report & certificate, please contact us at telephone: (86-755) 8307 1443, or email: CN.Doccheck@sgs.com

No.1 Workshop, M-10, Middle Section, Science & Technology Park, Nanshan District, Shenzhen, Guangdong, China 518057 t (86-755) 26012053 f (86-755) 26710594 www.sgs.com.cn
中国·广东·深圳市南山区科技园中区M-10栋1号厂房 邮编: 518057 t (86-755) 26012053 f (86-755) 26710594 sgs.china@sgs.com

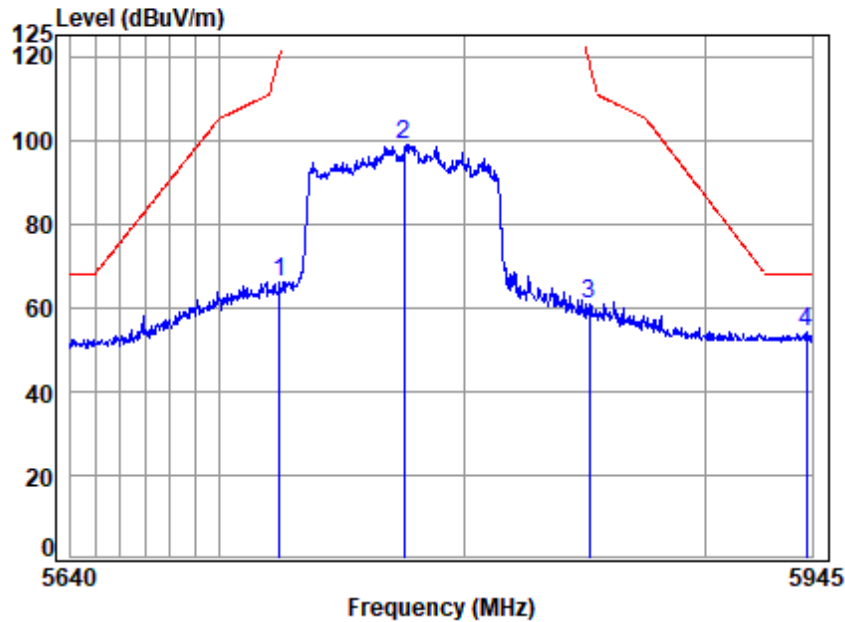
SGS-CSTC Standards Technical Services Co., Ltd. Shenzhen Branch

SZEMC-TRF-01 Rev. A/0 Aug01,2022

Report No.: SZCR230900303105

Page: 219 of 362

Test Mode: 12; Polarity: Vertical; Modulation:802.11ax(Full RU0); Bandwidth:80MHz; Channel:middle



Site : chamber
Condition: 3m VERTICAL
Job No : 03031AT
Mode : 5775 Band edge
: 5G WIFI 11AX80

		Cable	Ant	Preamp	Read	Limit	Over	
Freq	Loss	Factor	Factor	Level	Level	Line	Limit	Remark
MHz	dB	dB/m	dB	dBuV	dBuV/m	dBuV/m	dB	
1	5724.390	7.98	34.25	35.03	59.08	66.28	120.81	-54.53 peak
2	5775.000	8.01	34.25	35.00	91.54	98.80	-----	----- peak
3	5851.500	8.07	34.41	34.97	53.43	60.94	118.78	-57.84 peak
4 q	5942.496	8.13	34.68	34.93	46.18	54.06	68.20	-14.14 peak



SGS-CSTC Standards Technical Services Co., Ltd.
Shenzhen Branch (Shenzhen) Laboratory

Unless otherwise agreed in writing, this document is issued by the Company subject to its General Conditions of Service printed overleaf, available on request or accessible at <https://www.sgs.com/en/Terms-and-Conditions>. Attention is drawn to the limitation of liability, indemnification and jurisdiction issues defined therein. Any holder of this document is advised that information contained hereon reflects the Company's findings at the time of its intervention only and within the limits of Client's instructions, if any. The Company's sole responsibility is to its Client and this document does not exonerate parties to a transaction from exercising all their rights and obligations under the transaction documents. This document cannot be reproduced except in full, without prior written approval of the Company. Any unauthorized alteration, forgery or falsification of the content or appearance of this document is unlawful and offenders may be prosecuted to the fullest extent of the law. Unless otherwise stated the results shown in this test report refer only to the sample(s) tested and such sample(s) are retained for 30 days only.

Attention: To check the authenticity of testing /inspection report & certificate, please contact us at telephone: (86-755) 8307 1443, or email: CN.Doccheck@sgs.com

No.1 Workshop, M-10, Middle Section, Science & Technology Park, Nanshan District, Shenzhen, Guangdong, China 518057 t (86-755) 26012053 f (86-755) 26710594 www.sgs.com.cn
中国·广东·深圳市南山区科技园中区M-10栋1号厂房 邮编: 518057 t (86-755) 26012053 f (86-755) 26710594 sgs.china@sgs.com

SGS-CSTC Standards Technical Services Co., Ltd. Shenzhen Branch

SZEMC-TRF-01 Rev. A/0 Aug01,2022

Report No.: SZCR230900303105

Page: 220 of 362

7.11 Frequency Stability

Test Requirement 47 CFR Part 15, Subpart E 15.407 (g)

Test Method: ANSI C63.10 (2013) Section 6.8

7.11.1 E.U.T. Operation

Operating Environment:

Temperature: 24.6 °C

Humidity: 40.1 % RH

Atmospheric Pressure: 1000 mbar

7.11.2 Test Mode Description

Pre-scan / Final test	Mode Code	Description
Final test	09	TX mode (U-NII-1)_Keep the EUT in continuously transmitting mode with all modulation types. All data rates for each modulation type have been tested and found the data rate @ 6Mbps is the worst case of IEEE 802.11a; data rate @ MCS0 is the worst case of IEEE 802.11n(HT20); data rate @ MCS0 is the worst case of IEEE 802.11n(HT40); data rate @ MCS0 is the worst case of IEEE 802.11ac(VHT20); data rate @ MCS0 is the worst case of IEEE 802.11ac(VHT40); data rate @ MCS0 is the worst case of IEEE 802.11ac(VHT80), data rate @ MCS0 is the worst case of IEEE 802.11ax(HE20); data rate @ MCS0 is the worst case of IEEE 802.11ax(HE40); data rate @ MCS0 is the worst case of IEEE 802.11ax(HE80). Only the data of worst case is recorded in the report.
Final test	10	TX mode (U-NII-3)_Keep the EUT in continuously transmitting mode with all modulation types. All data rates for each modulation type have been tested and found the data rate @ 6Mbps is the worst case of IEEE 802.11a; data rate @ MCS0 is the worst case of IEEE 802.11n(HT20); data rate @ MCS0 is the worst case of IEEE 802.11n(HT40); data rate @ MCS0 is the worst case of IEEE 802.11ac(VHT20); data rate @ MCS0 is the worst case of IEEE 802.11ac(VHT40); data rate @ MCS0 is the worst case of IEEE 802.11ac(VHT80), data rate @ MCS0 is the worst case of IEEE 802.11ax(HE20); data rate @ MCS0 is the worst case of IEEE 802.11ax(HE40); data rate @ MCS0 is the worst case of IEEE 802.11ax(HE80). Only the data of worst case is recorded in the report.



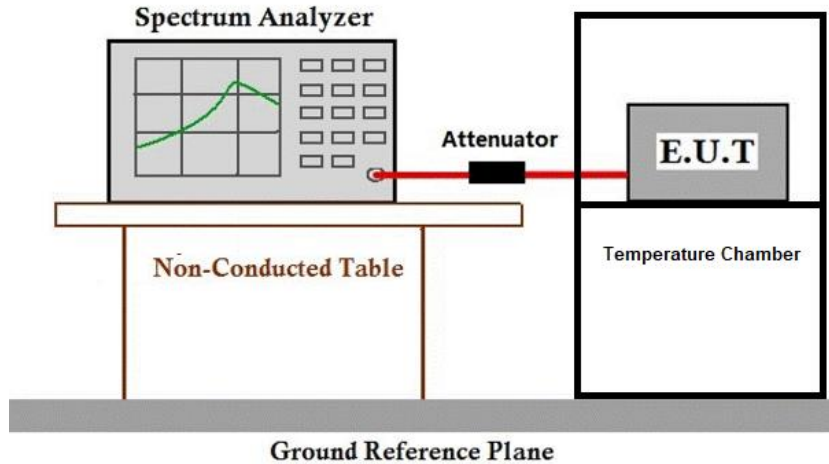
SGS-CSTC Standards Technical Services Co., Ltd.
Shenzhen Branch Testing & Calibration Laboratory

Unless otherwise agreed in writing, this document is issued by the Company subject to its General Conditions of Service printed overleaf, available on request or accessible at <https://www.sgs.com/en/Terms-and-Conditions>. Attention is drawn to the limitation of liability, indemnification and jurisdiction issues defined therein. Any holder of this document is advised that information contained hereon reflects the Company's findings at the time of its intervention only and within the limits of Client's instructions, if any. The Company's sole responsibility is to its Client and this document does not exonerate parties to a transaction from exercising all their rights and obligations under the transaction documents. This document cannot be reproduced except in full, without prior written approval of the Company. Any unauthorized alteration, forgery or falsification of the content or appearance of this document is unlawful and offenders may be prosecuted to the fullest extent of the law. Unless otherwise stated the results shown in this test report refer only to the sample(s) tested and such sample(s) are retained for 30 days only.

Attention: To check the authenticity of testing /inspection report & certificate, please contact us at telephone: (86-755) 8307 1443, or email: CN.Doccheck@sgs.com

No.1 Workshop, M-10, Middle Section, Science & Technology Park, Nanshan District, Shenzhen, Guangdong, China 518057 t (86-755) 26012053 f (86-755) 26710594 www.sgsgroup.com.cn
中国·广东·深圳市南山区科技园中区M-10栋1号厂房 邮编: 518057 t (86-755) 26012053 f (86-755) 26710594 sgs.china@sgs.com

7.11.3 Test Setup Diagram



7.11.4 Measurement Procedure and Data

Please Refer to Appendix for Details

8 Test Setup Photo

Refer to Setup Photo for SZCR2309003031AT

9 EUT Constructional Details (EUT Photos)

Refer to External and Internal Photos for SZCR2309003031AT



10 Appendix

1. Duty Cycle

1.1 Ant0

1.1.1 Test Result

Ant0									
Mode	Tx Type	Frequency (MHz)	RU	RU Pos	T_on (ms)	Period (ms)	Duty Cycle (%)	Duty Cycle Correction Factor (dB)	Max. DC Variation (%)
802.11a	SISO	5180	/	/	67.630	68.057	99.37	0.03	0.00
		5200	/	/	67.626	68.063	99.36	0.03	0.00
		5240	/	/	67.630	68.077	99.34	0.03	0.00
		5745	/	/	67.627	68.063	99.36	0.03	0.00
		5785	/	/	67.627	68.067	99.35	0.03	0.00
		5825	/	/	67.630	68.067	99.36	0.03	0.00
802.11n (HT20)	MIMO	5180	/	/	5.328	5.346	99.66	0.01	0.04
		5200	/	/	5.328	5.346	99.66	0.01	0.04
		5240	/	/	5.327	5.344	99.68	0.01	0.03
		5745	/	/	5.328	5.344	99.70	0.01	0.00
		5785	/	/	5.328	5.344	99.70	0.01	0.04
		5825	/	/	5.328	5.346	99.66	0.01	0.04
802.11n (HT40)	MIMO	5190	/	/	5.412	5.428	99.71	0.01	0.04
		5230	/	/	5.412	5.428	99.71	0.01	0.04
		5755	/	/	5.412	5.428	99.71	0.01	0.04
		5795	/	/	5.412	5.429	99.69	0.01	0.03
802.11ac (VHT20)	MIMO	5180	/	/	5.332	5.348	99.70	0.01	0.03
		5200	/	/	5.332	5.350	99.66	0.01	0.04
		5240	/	/	5.332	5.350	99.66	0.01	0.04
		5745	/	/	5.333	5.350	99.68	0.01	0.03
		5785	/	/	5.333	5.350	99.68	0.01	0.03
		5825	/	/	5.333	5.350	99.68	0.01	0.03
802.11ac (VHT40)	MIMO	5190	/	/	5.416	5.432	99.71	0.01	0.04
		5230	/	/	5.416	5.432	99.71	0.01	0.04
		5755	/	/	5.417	5.434	99.69	0.01	0.03
		5795	/	/	5.416	5.432	99.71	0.01	0.04
802.11ac (VHT80)	MIMO	5210	/	/	5.396	5.413	99.69	0.01	0.03
		5775	/	/	5.396	5.412	99.70	0.01	0.04

SGS-CSTC Standards Technical Services Co., Ltd. Shenzhen Branch

SZEMC-TRF-01 Rev. A/0 Aug01,2022

Report No.: SZCR230900303105

Page: 224 of 362

802.11ax (HEW20)	MIMO	5180	RU242	Left	5.336	5.353	99.68	0.01	0.03
		5200	RU242	Left	5.339	5.355	99.70	0.01	0.03
		5240	RU242	Left	5.338	5.354	99.70	0.01	0.00
		5745	RU242	Left	5.339	5.356	99.68	0.01	0.03
		5785	RU242	Left	5.339	5.356	99.68	0.01	0.03
		5825	RU242	Left	5.339	5.356	99.68	0.01	0.03
802.11ax (HEW40)	MIMO	5190	RU484	Left	5.390	5.406	99.70	0.01	0.04
		5230	RU484	Left	5.390	5.407	99.69	0.01	0.03
		5755	RU484	Left	5.391	5.408	99.69	0.01	0.03
		5795	RU484	Left	5.390	5.406	99.70	0.01	0.04
802.11ax (HEW80)	MIMO	5210	RU996	Left	5.264	5.280	99.70	0.01	0.04
		5775	RU996	Left	5.264	5.281	99.68	0.01	0.04



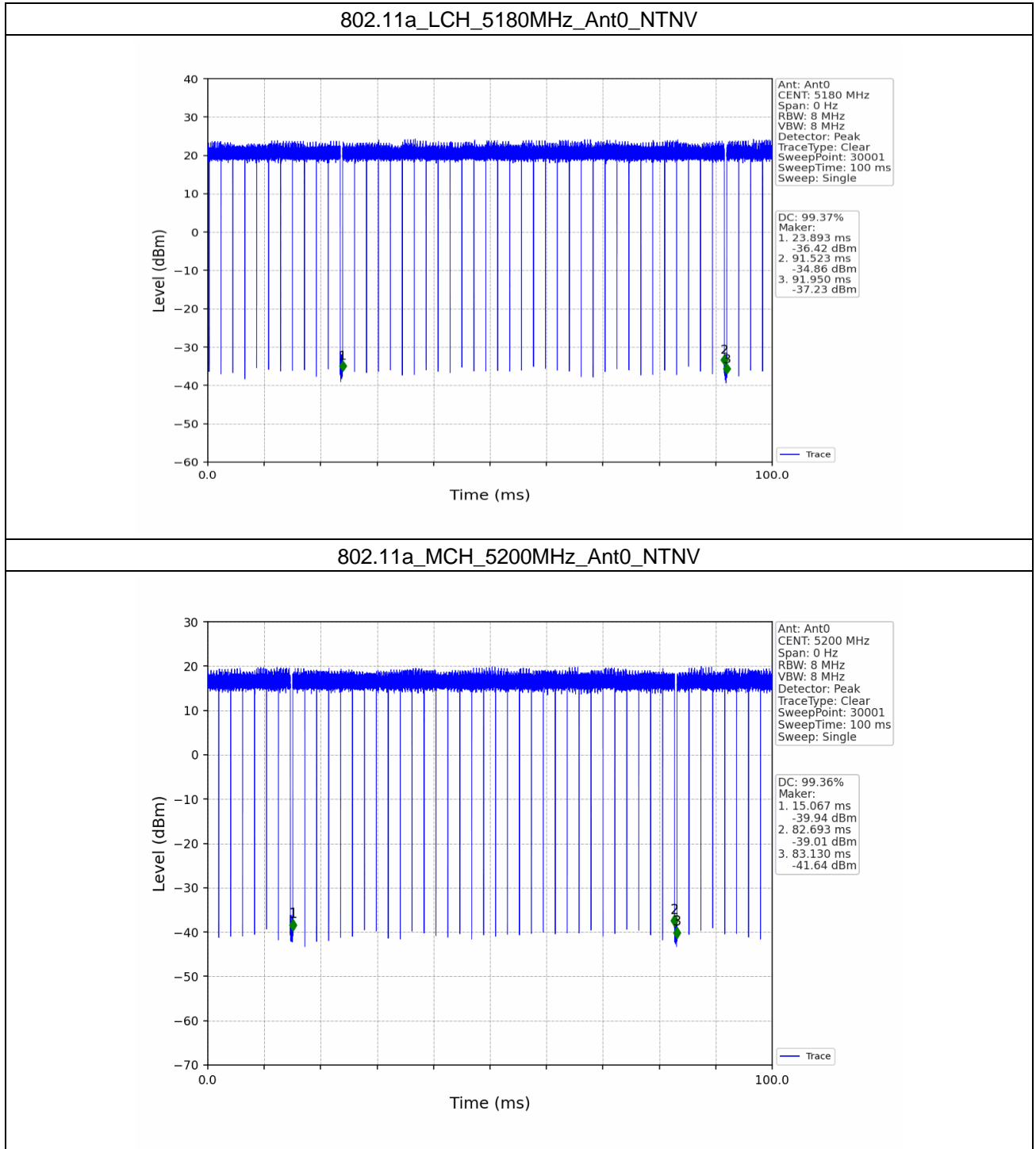
Unless otherwise agreed in writing, this document is issued by the Company subject to its General Conditions of Service printed overleaf, available on request or accessible at <https://www.sgs.com/en/Terms-and-Conditions>. Attention is drawn to the limitation of liability, indemnification and jurisdiction issues defined therein. Any holder of this document is advised that information contained hereon reflects the Company's findings at the time of its intervention only and within the limits of Client's instructions, if any. The Company's sole responsibility is to its Client and this document does not exonerate parties to a transaction from exercising all their rights and obligations under the transaction documents. This document cannot be reproduced except in full, without prior written approval of the Company. Any unauthorized alteration, forgery or falsification of the content or appearance of this document is unlawful and offenders may be prosecuted to the fullest extent of the law. Unless otherwise stated the results shown in this test report refer only to the sample(s) tested and such sample(s) are retained for 30 days only.

Attention: To check the authenticity of testing /inspection report & certificate, please contact us at telephone: (86-755) 8307 1443, or email: CN.Doccheck@sgs.com

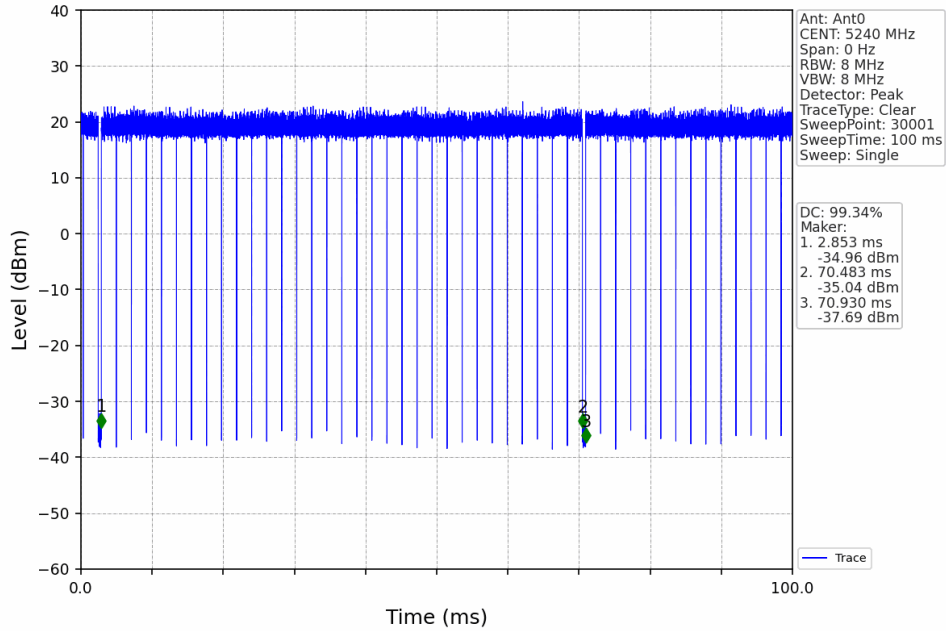
SGS-CSTC Standards Technical Services Co., Ltd.
Shenzhen Branch Testing & Calibration Laboratory

No.1 Workshop, M-10, Middle Section, Science & Technology Park, Nanshan District, Shenzhen, Guangdong, China 518057 t (86-755) 26012053 f (86-755) 26710594 www.sgs.com.cn
中国·广东·深圳市南山区科技园中区M-10栋1号厂房 邮编: 518057 t (86-755) 26012053 f (86-755) 26710594 sgs.china@sgs.com

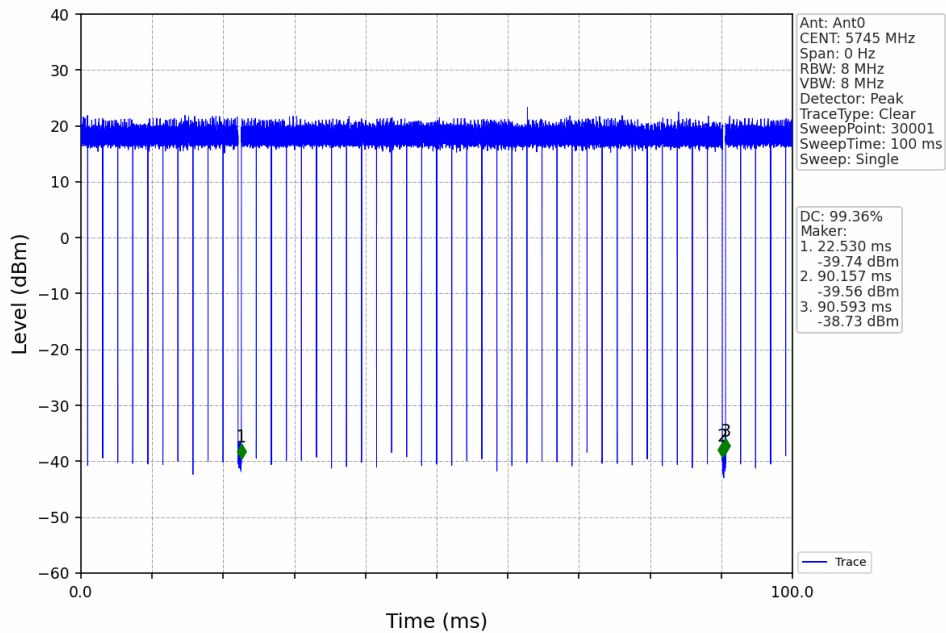
1.1.2 Test Graph



802.11a_HCH_5240MHz_Ant0_NTNV



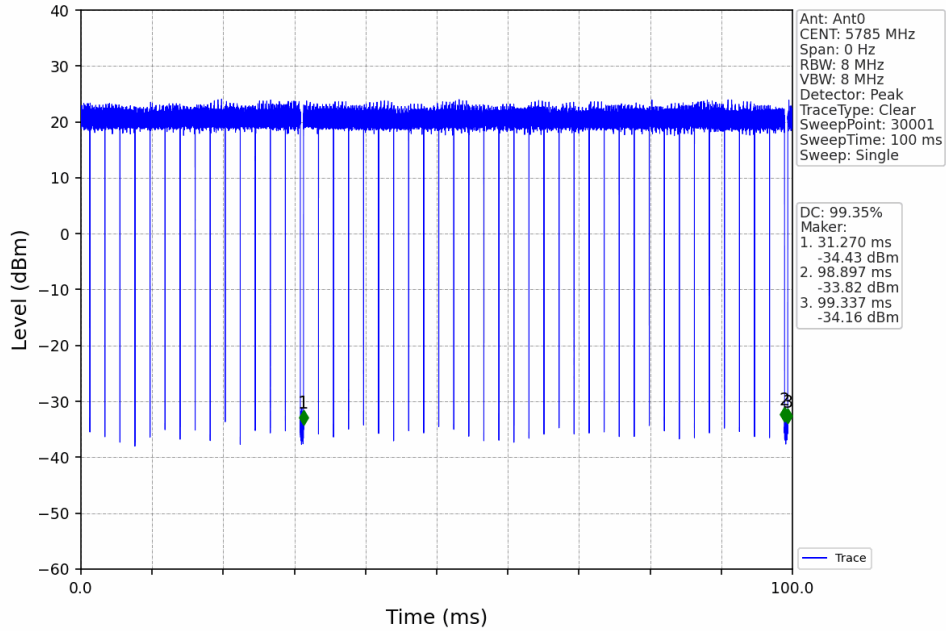
802.11a_LCH_5745MHz_Ant0_NTNV



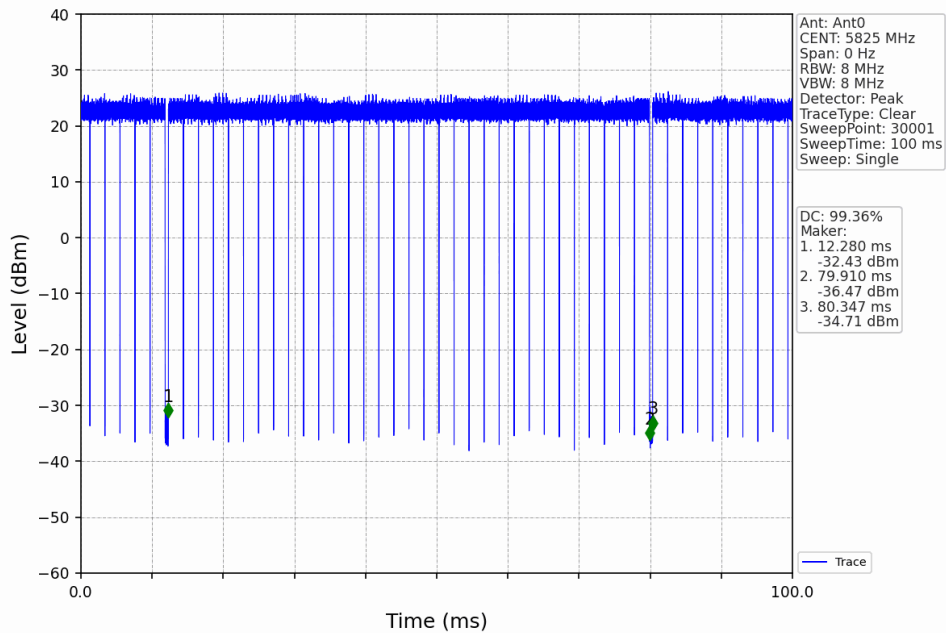
Unless otherwise agreed in writing, this document is issued by the Company subject to its General Conditions of Service printed overleaf, available on request or accessible at <https://www.sgs.com/en/Terms-and-Conditions>. Attention is drawn to the limitation of liability, indemnification and jurisdiction issues defined therein. Any holder of this document is advised that information contained hereon reflects the Company's findings at the time of its intervention only and within the limits of Client's instructions, if any. The Company's sole responsibility is to its Client and this document does not exonerate parties to a transaction from exercising all their rights and obligations under the transaction documents. This document cannot be reproduced except in full, without prior written approval of the Company. Any unauthorized alteration, forgery or falsification of the content or appearance of this document is unlawful and offenders may be prosecuted to the fullest extent of the law. Unless otherwise stated the results shown in this test report refer only to the sample(s) tested and such sample(s) are retained for 30 days only.

Attention: To check the authenticity of testing /inspection report & certificate, please contact us at telephone: (86-755) 8307 1443, or email: CN.Doccheck@sgs.com

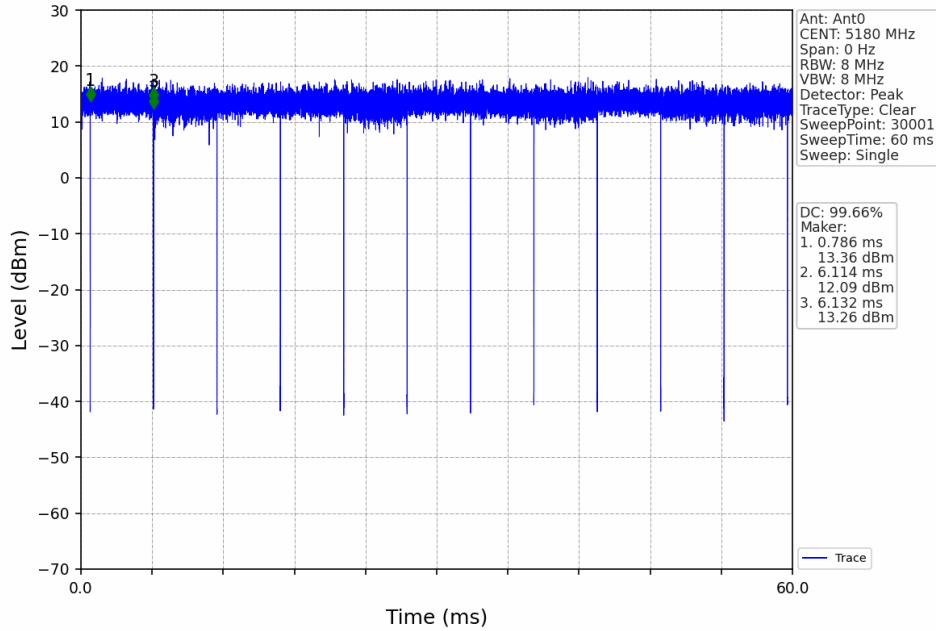
802.11a_MCH_5785MHz_Ant0_NTNV



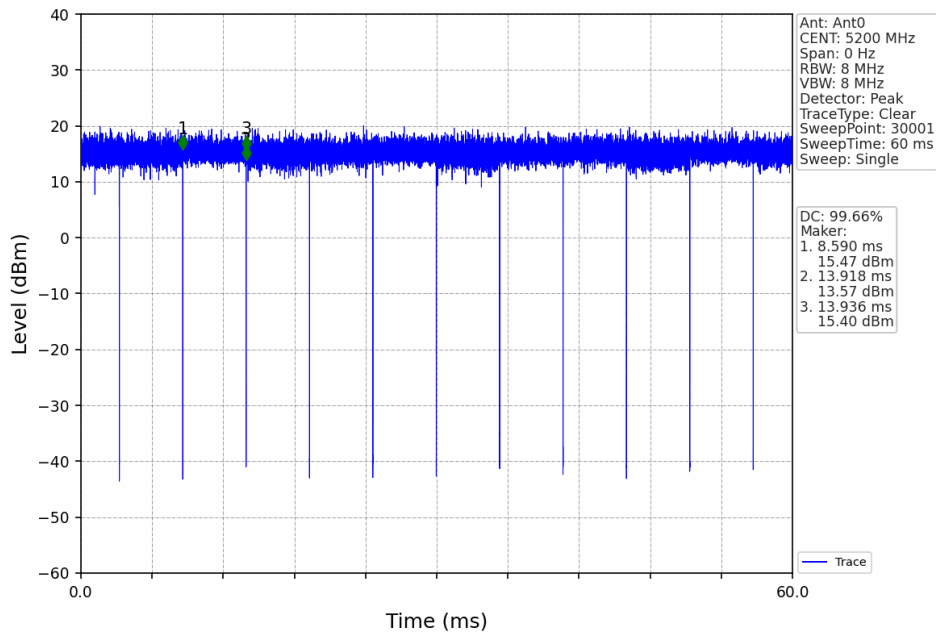
802.11a_HCH_5825MHz_Ant0_NTNV



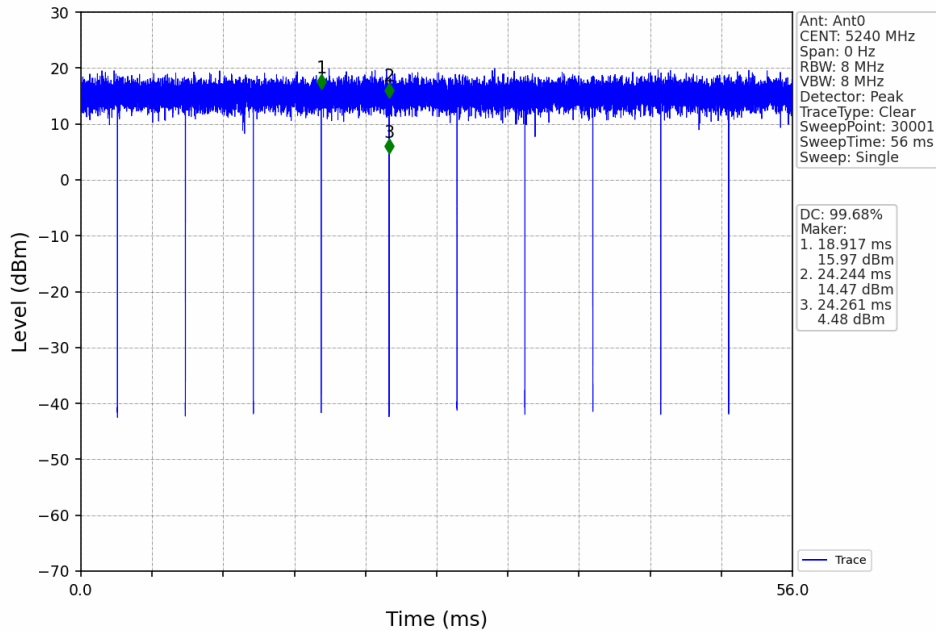
802.11n(HT20)_LCH_5180MHz_Ant0_NTNV



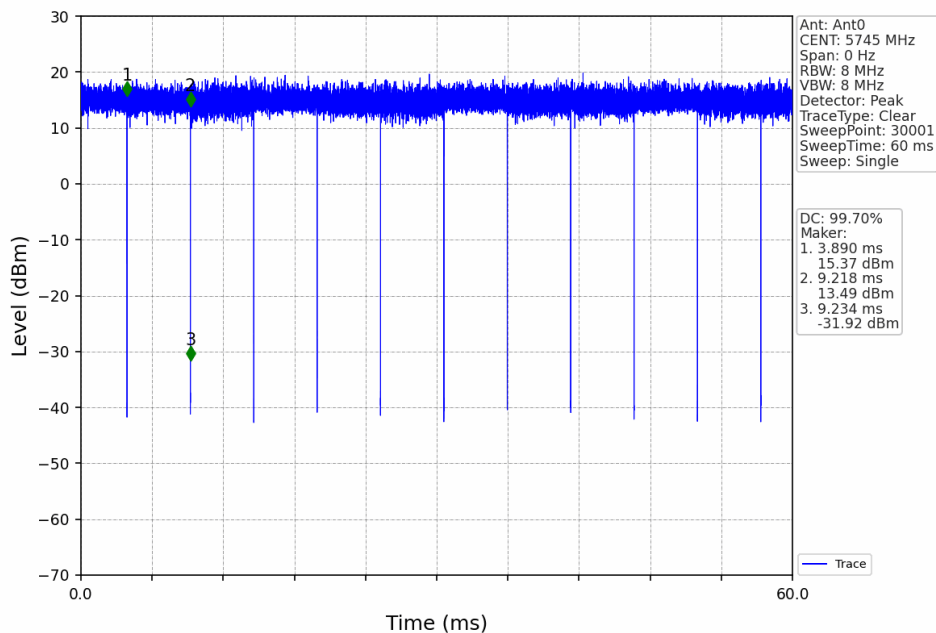
802.11n(HT20)_MCH_5200MHz_Ant0_NTNV



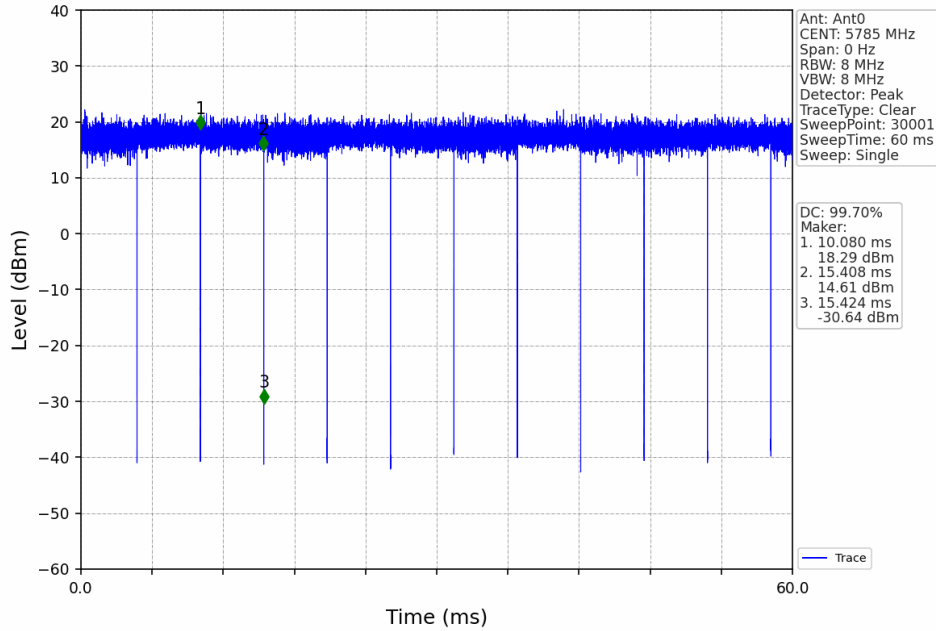
802.11n(HT20)_HCH_5240MHz_Ant0_NTNV



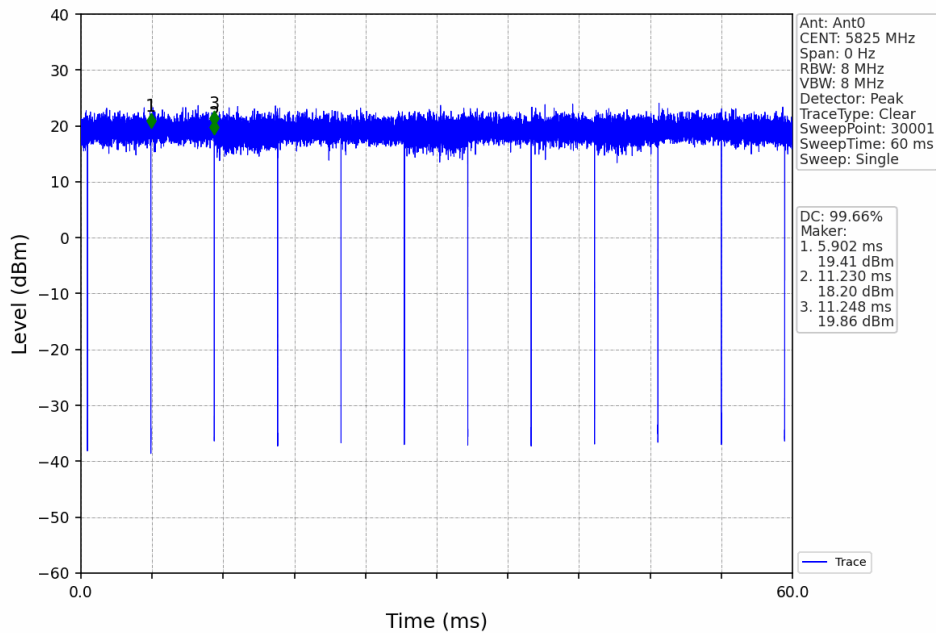
802.11n(HT20)_LCH_5745MHz_Ant0_NTNV



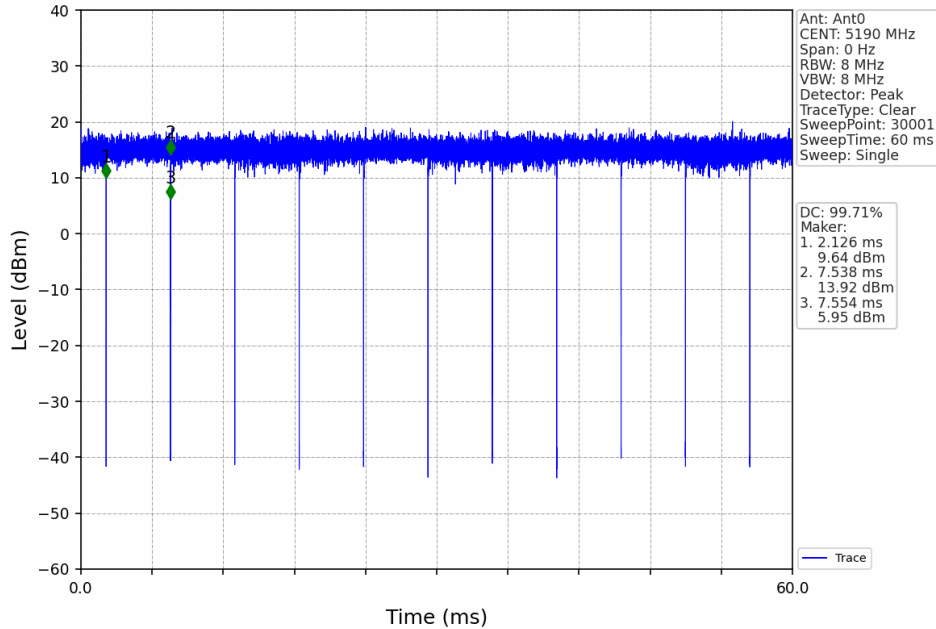
802.11n(HT20)_MCH_5785MHz_Ant0_NTNV



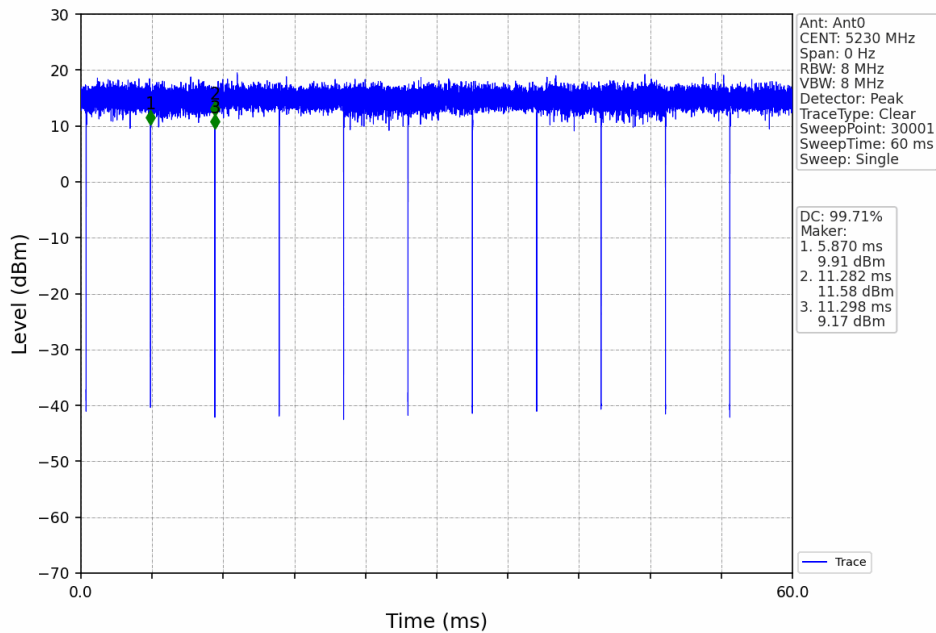
802.11n(HT20)_HCH_5825MHz_Ant0_NTNV



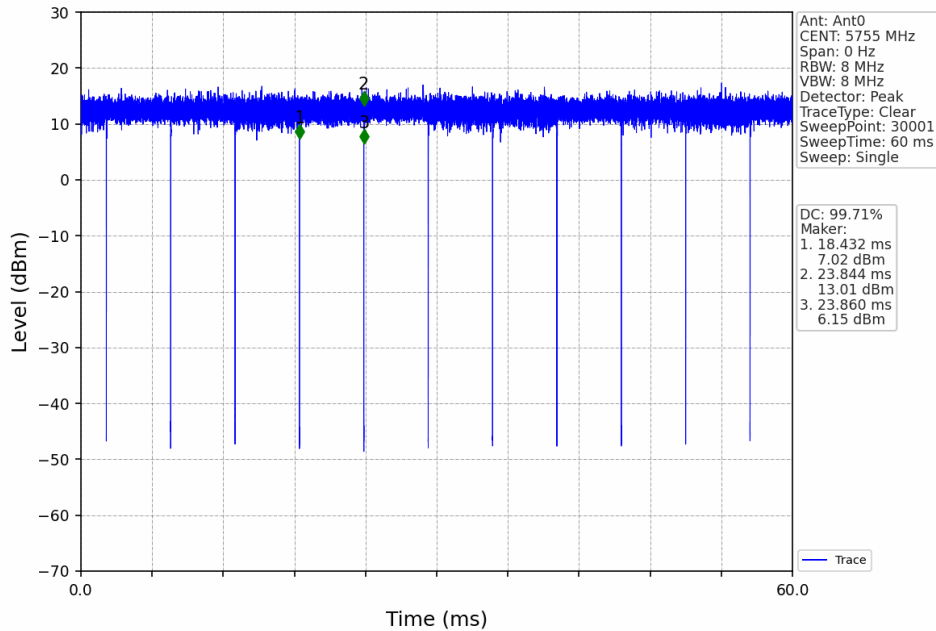
802.11n(HT40)_LCH_5190MHz_Ant0_NTNV



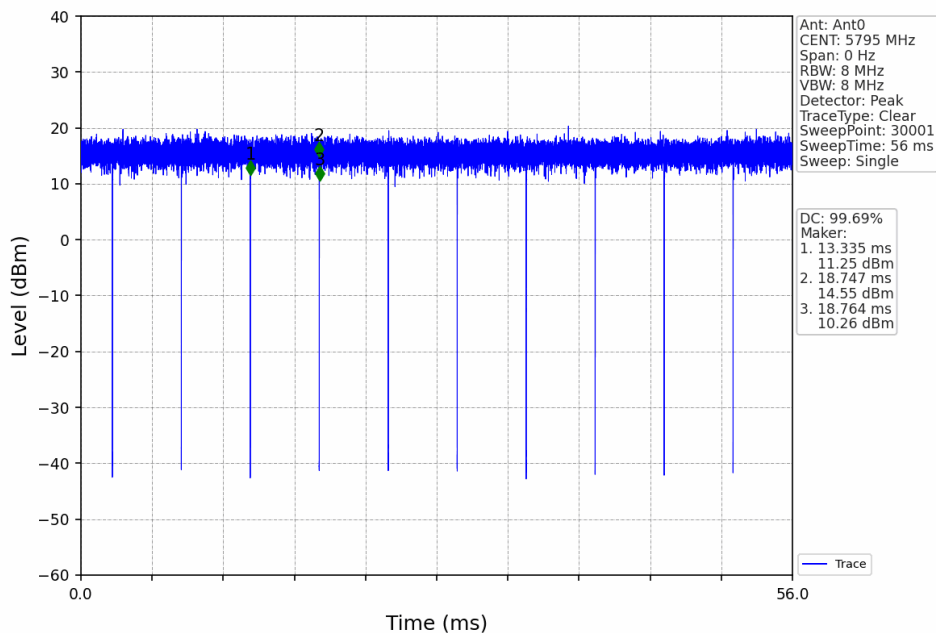
802.11n(HT40)_HCH_5230MHz_Ant0_NTNV



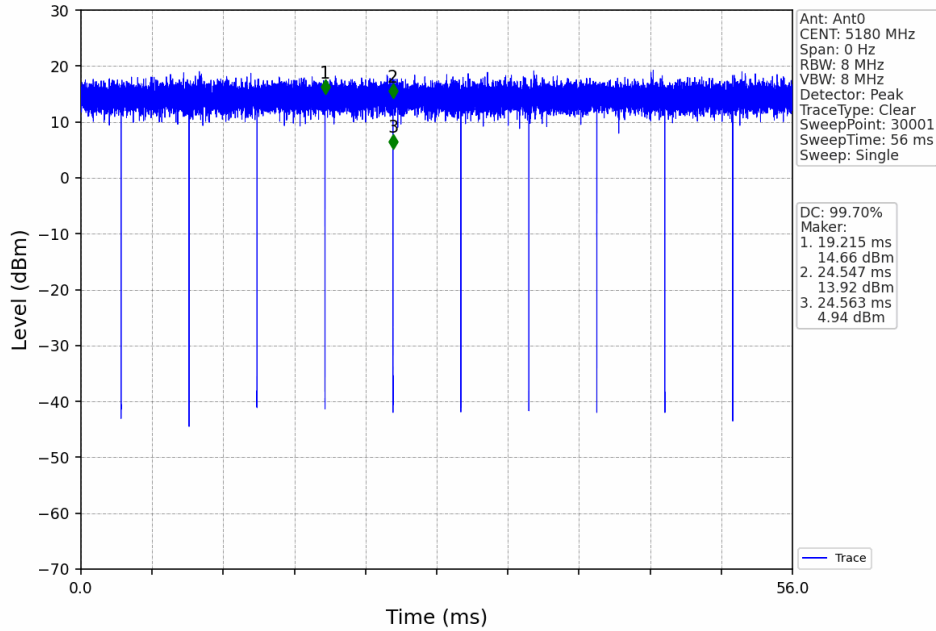
802.11n(HT40)_LCH_5755MHz_Ant0_NTNV



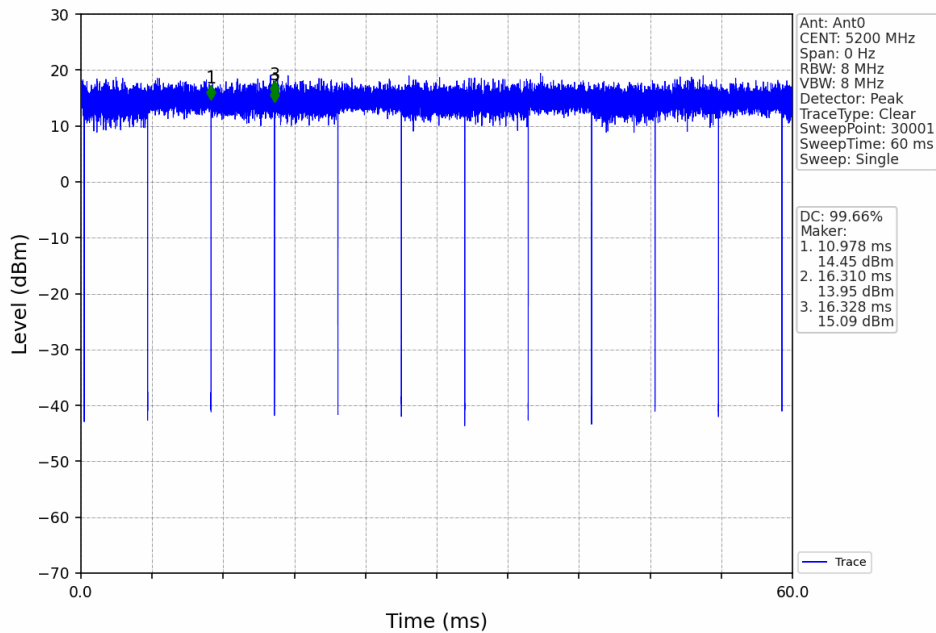
802.11n(HT40)_HCH_5795MHz_Ant0_NTNV



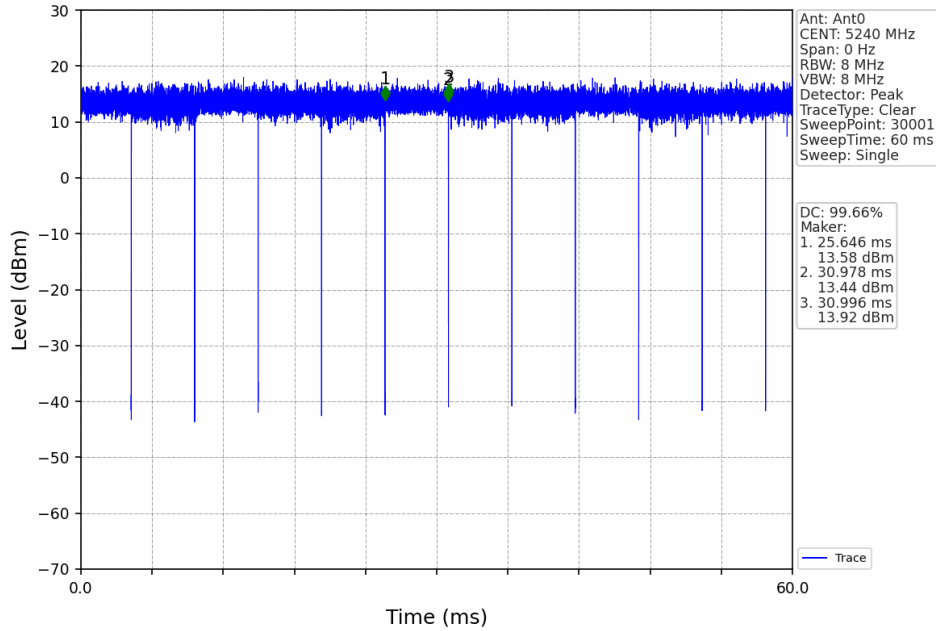
802.11ac(VHT20)_LCH_5180MHz_Ant0_NTNV



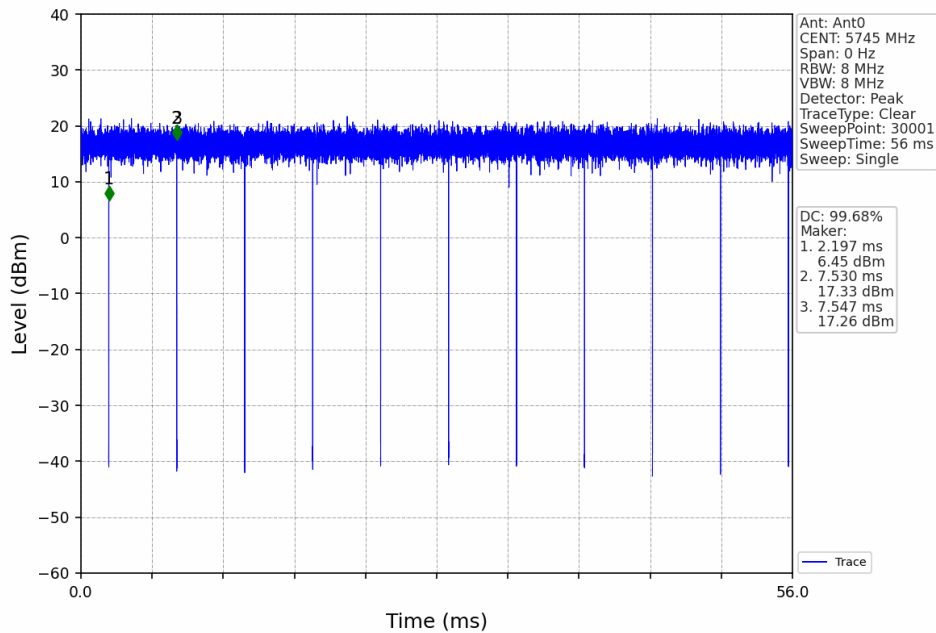
802.11ac(VHT20)_MCH_5200MHz_Ant0_NTNV



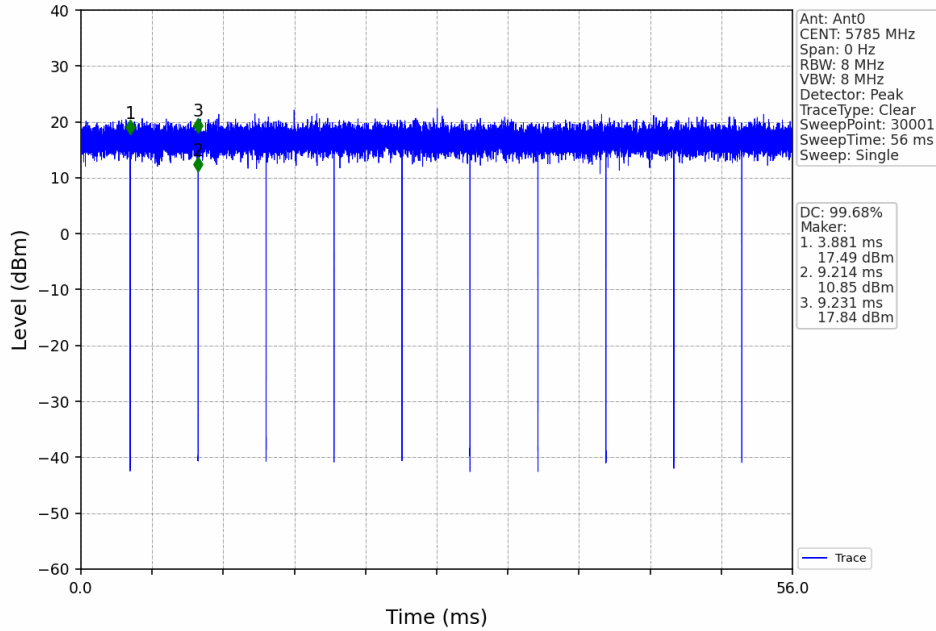
802.11ac(VHT20)_HCH_5240MHz_Ant0_NTNV



802.11ac(VHT20)_LCH_5745MHz_Ant0_NTNV



802.11ac(VHT20)_MCH_5785MHz_Ant0_NTNV



802.11ac(VHT20)_HCH_5825MHz_Ant0_NTNV

