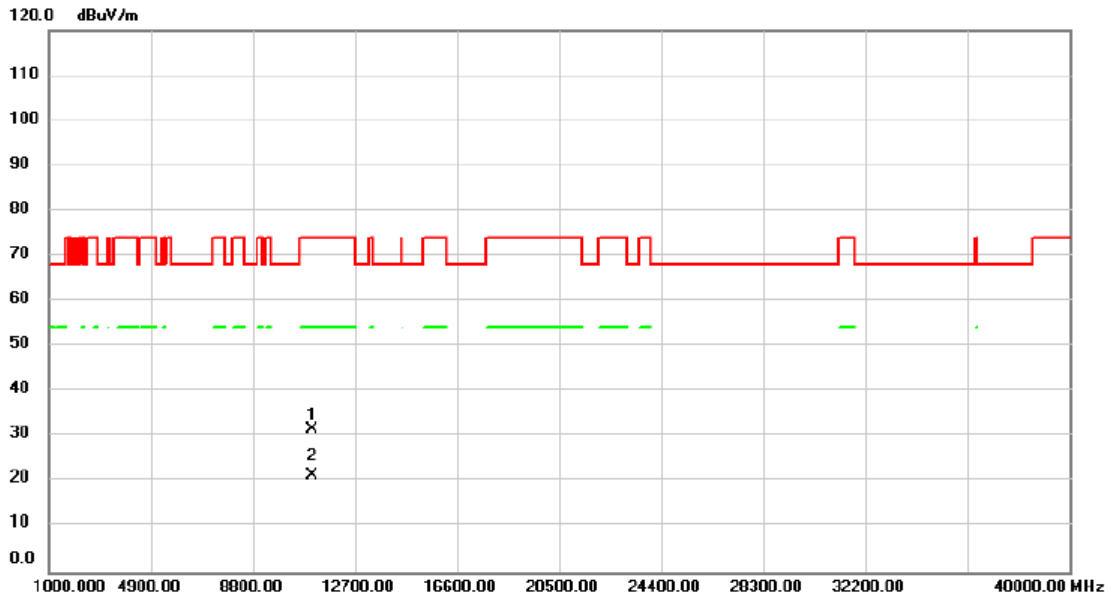


Test Mode	IEEE 802.11ac (VHT80)	Test Date	2024/5/2
Test Frequency	5530MHz	Polarization	Horizontal

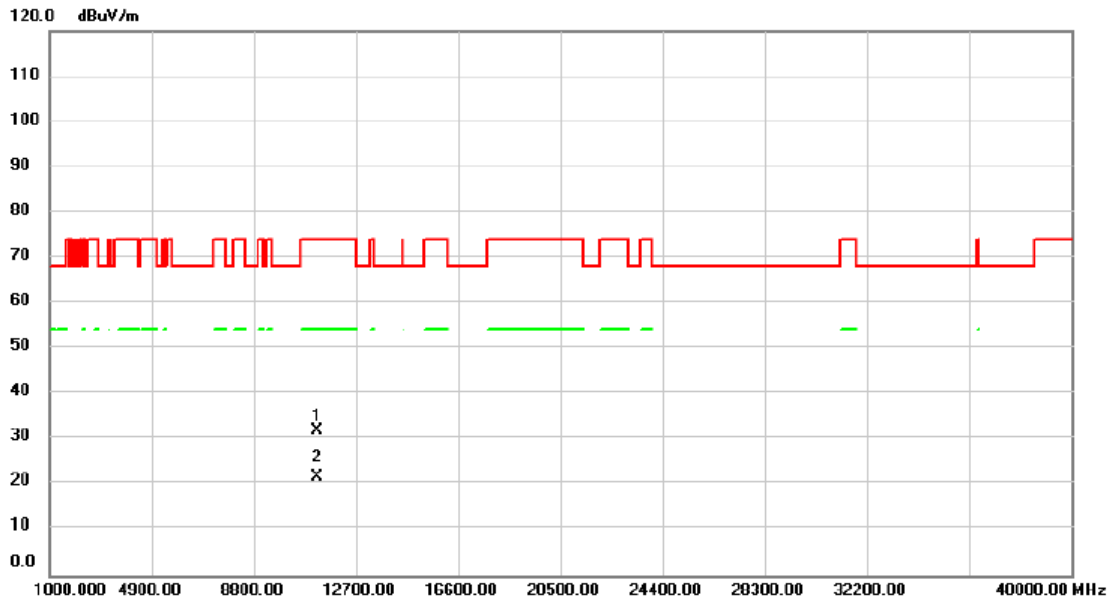


No. Mk.	Freq. MHz	Reading Level dBuV	Correct Factor dB	Measurement dBuV/m	Limit dBuV/m	Margin dB	Detector	Antenna Height cm	Table Degree	Comment
1	11060.00	31.85	-0.13	31.72	74.00	-42.28	peak			
2 *	11060.00	21.54	-0.13	21.41	54.00	-32.59	AVG			

**REMARKS:**

- (1) Measurement Value = Reading Level + Correct Factor.
- (2) Margin Level = Measurement Value - Limit Value.

Test Mode	IEEE 802.11ac (VHT80)	Test Date	2024/5/2
Test Frequency	5610MHz	Polarization	Vertical

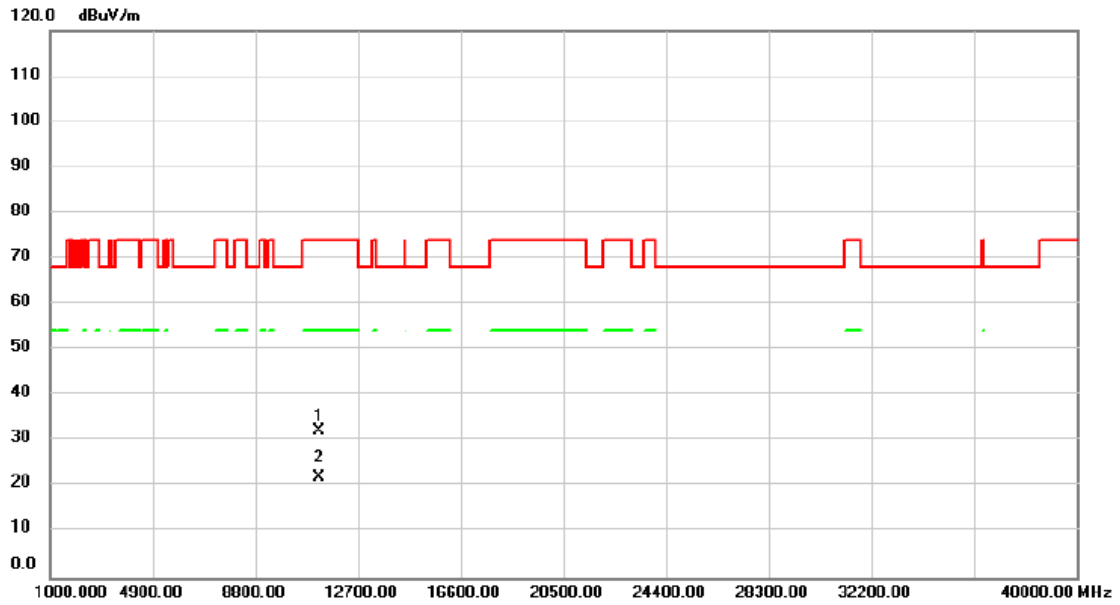


No.	Mk.	Freq.	Reading Level	Correct Factor	Measurement	Limit	Margin	Antenna Height	Table Degree	
		MHz	dBuV	dB	dBuV/m	dBuV/m	dB	cm	degree	Comment
1		11220.00	31.87	0.22	32.09	74.00	-41.91			peak
2	*	11220.00	21.49	0.22	21.71	54.00	-32.29			AVG

**REMARKS:**

- (1) Measurement Value = Reading Level + Correct Factor.
- (2) Margin Level = Measurement Value - Limit Value.

Test Mode	IEEE 802.11ac (VHT80)	Test Date	2024/5/2
Test Frequency	5610MHz	Polarization	Horizontal

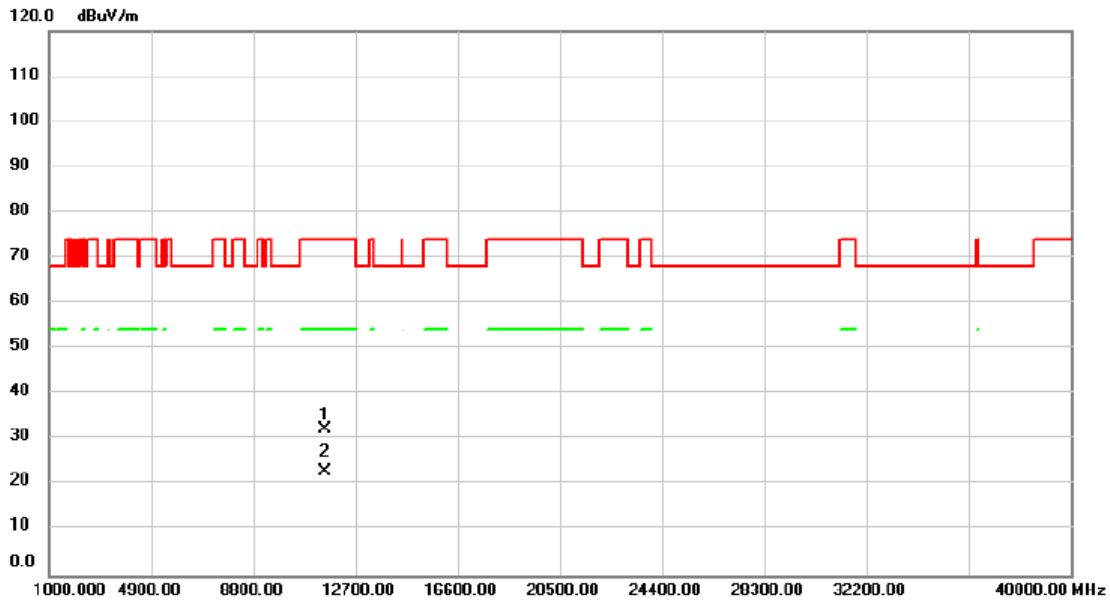


No.	Mk.	Freq.	Reading Level	Correct Factor	Measurement	Limit	Margin	Antenna Height	Table Degree	Comment
		MHz	dBuV	dB	dBuV/m	dBuV/m	dB	cm	degree	
1		11220.00	32.09	0.22	32.31	74.00	-41.69	peak		
2	*	11220.00	21.94	0.22	22.16	54.00	-31.84	AVG		

**REMARKS:**

- (1) Measurement Value = Reading Level + Correct Factor.
- (2) Margin Level = Measurement Value - Limit Value.

Test Mode	IEEE 802.11ac (VHT80)	Test Date	2024/5/2
Test Frequency	5775MHz	Polarization	Vertical

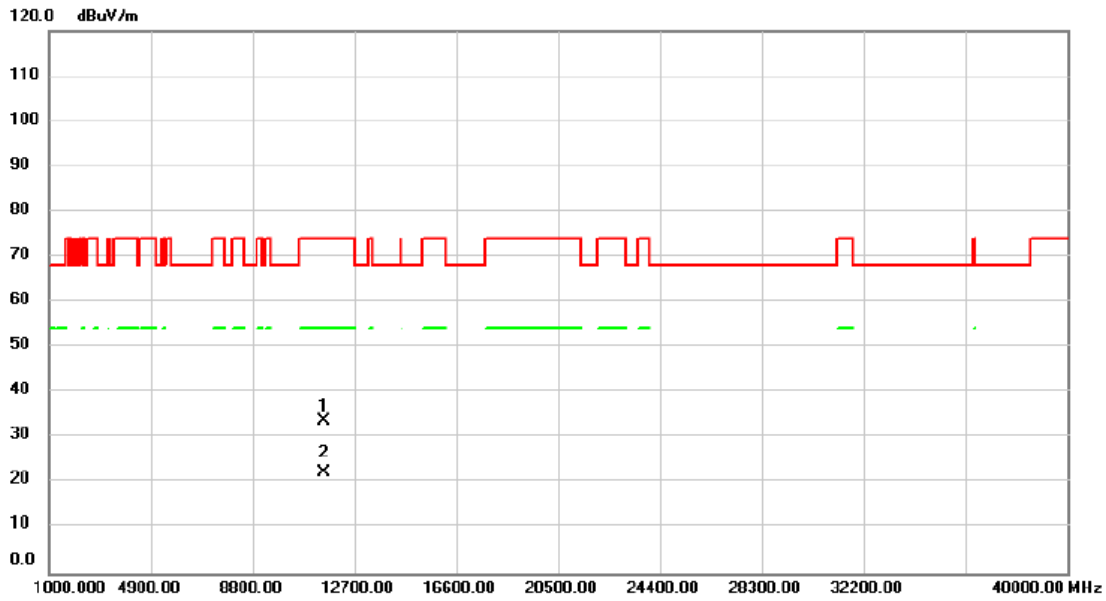


No.	Mk.	Freq.	Reading Level	Correct Factor	Measurement	Limit	Margin	Antenna Height	Table Degree	Comment
		MHz	dBuV	dB	dBuV/m	dBuV/m	dB	cm	degree	
1		11550.00	31.55	0.84	32.39	74.00	-41.61			peak
2	*	11550.00	22.25	0.84	23.09	54.00	-30.91			AVG

**REMARKS:**

- (1) Measurement Value = Reading Level + Correct Factor.
- (2) Margin Level = Measurement Value - Limit Value.

Test Mode	IEEE 802.11ac (VHT80)	Test Date	2024/5/2
Test Frequency	5775MHz	Polarization	Horizontal

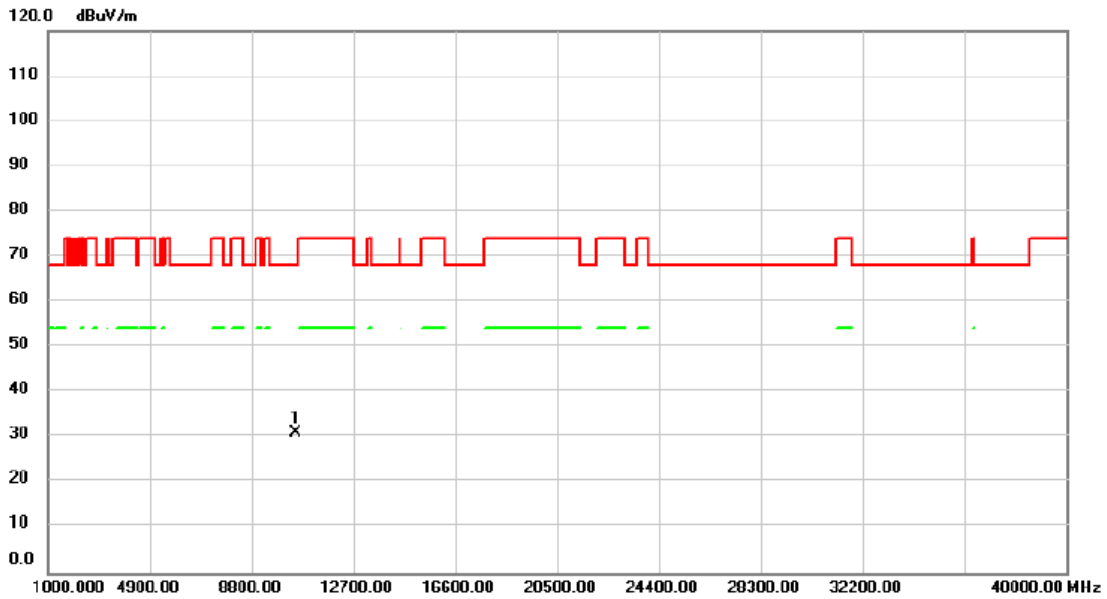


No.	Mk.	Freq.	Reading Level	Correct Factor	Measurement	Limit	Margin	Antenna Height	Table Degree	
		MHz	dBuV	dB	dBuV/m	dBuV/m	dB	cm	degree	Comment
1		11550.00	32.76	0.84	33.60	74.00	-40.40			peak
2	*	11550.00	21.59	0.84	22.43	54.00	-31.57			AVG

**REMARKS:**

- (1) Measurement Value = Reading Level + Correct Factor.
- (2) Margin Level = Measurement Value - Limit Value.

Test Mode	IEEE 802.11ac (VHT160)	Test Date	2024/5/2
Test Frequency	5250MHz	Polarization	Vertical

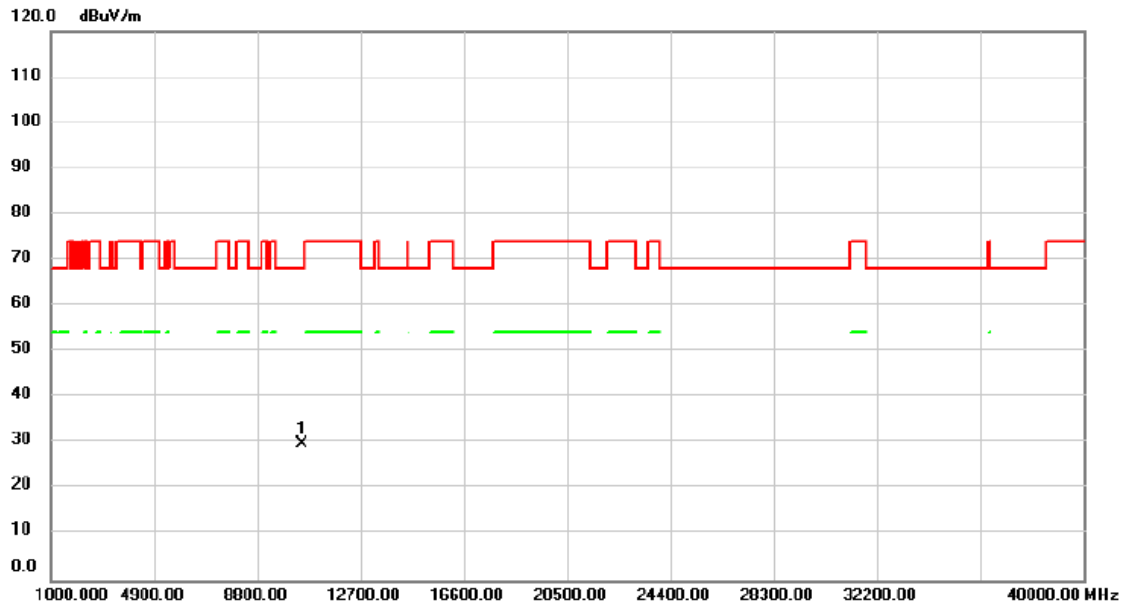


No.	Mk.	Freq.	Reading Level	Correct Factor	Measurement	Limit	Margin	Antenna Height	Table Degree	Comment
		MHz	dBuV	dB	dBuV/m	dBuV/m	dB	cm	degree	
1	*	10500.00	31.63	-0.45	31.18	68.20	-37.02	peak		

**REMARKS:**

- (1) Measurement Value = Reading Level + Correct Factor.
- (2) Margin Level = Measurement Value - Limit Value.

Test Mode	IEEE 802.11ac (VHT160)	Test Date	2024/5/2
Test Frequency	5250MHz	Polarization	Horizontal

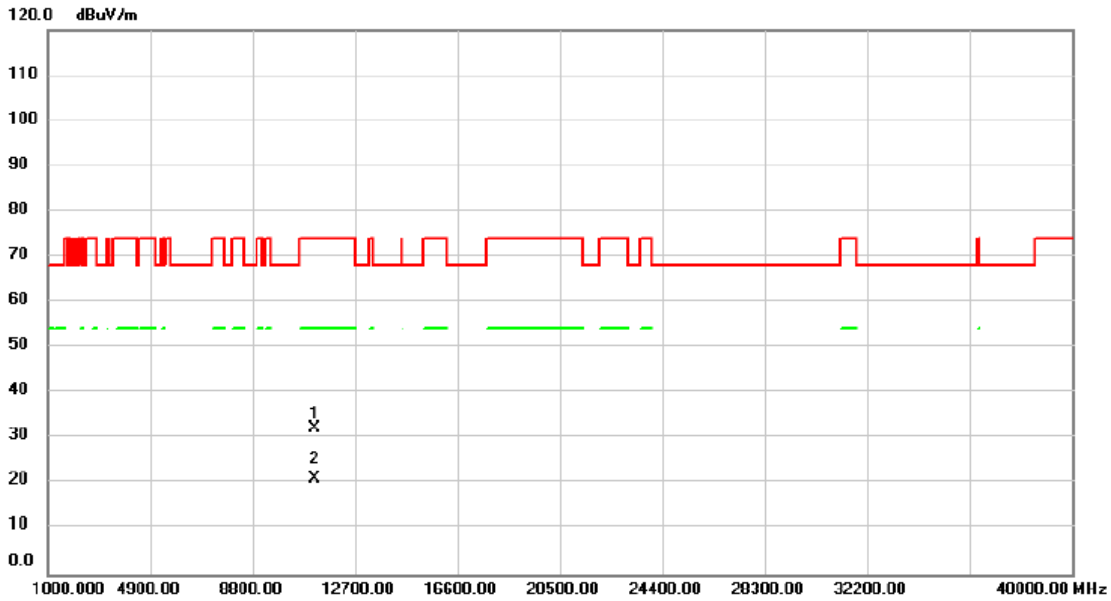


No.	Mk.	Freq.	Reading Level	Correct Factor	Measurement	Limit	Margin	Antenna Height	Table Degree	
		MHz	dBuV	dB	dBuV/m	dBuV/m	dB	cm	degree	Comment
1	*	10500.00	30.28	-0.45	29.83	68.20	-38.37			peak

**REMARKS:**

- (1) Measurement Value = Reading Level + Correct Factor.
- (2) Margin Level = Measurement Value - Limit Value.

Test Mode	IEEE 802.11ac (VHT160)	Test Date	2024/5/2
Test Frequency	5570MHz	Polarization	Vertical



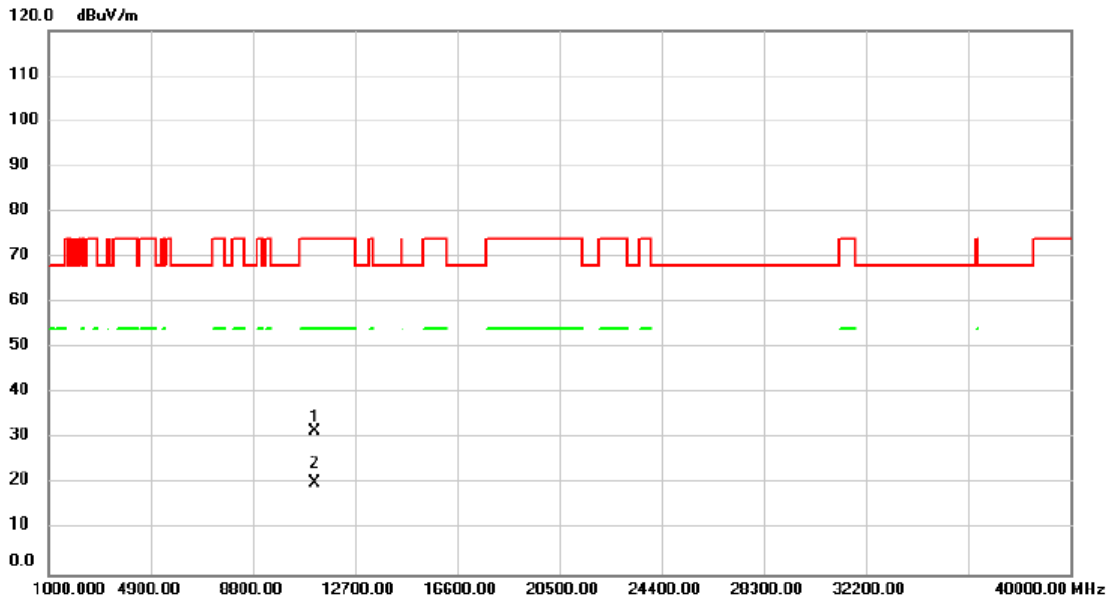
No.	Mk.	Freq.	Reading Level	Correct Factor	Measurement	Limit	Margin	Antenna Height	Table Degree	Comment
		MHz	dBuV	dB	dBuV/m	dBuV/m	dB	cm	degree	
1		11140.00	32.12	0.03	32.15	74.00	-41.85	peak		
2	*	11140.00	21.26	0.03	21.29	54.00	-32.71	AVG		

**REMARKS:**

- (1) Measurement Value = Reading Level + Correct Factor.
- (2) Margin Level = Measurement Value - Limit Value.



Test Mode	IEEE 802.11ac (VHT160)	Test Date	2024/5/2
Test Frequency	5570MHz	Polarization	Horizontal

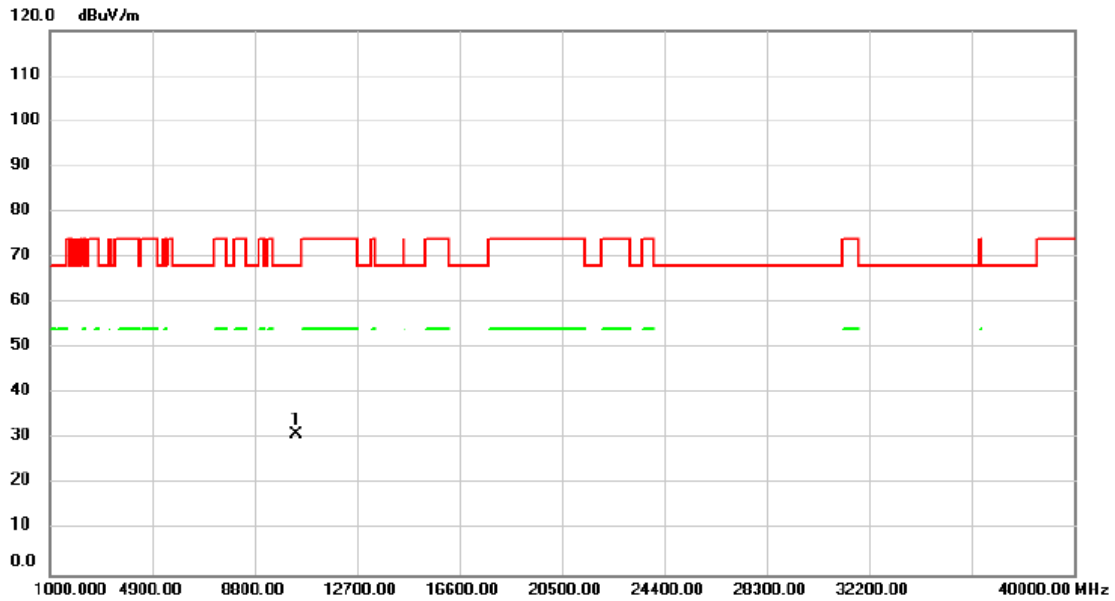


No.	Mk.	Freq.	Reading Level	Correct Factor	Measurement	Limit	Margin	Antenna Height	Table Degree	Comment
		MHz	dBuV	dB	dBuV/m	dBuV/m	dB	cm	degree	
1		11140.00	31.67	0.03	31.70	74.00	-42.30			peak
2	*	11140.00	20.19	0.03	20.22	54.00	-33.78			AVG

**REMARKS:**

- (1) Measurement Value = Reading Level + Correct Factor.
- (2) Margin Level = Measurement Value - Limit Value.

Test Mode	IEEE 802.11ax (HE20)	Test Date	2024/5/2
Test Frequency	5180MHz	Polarization	Vertical

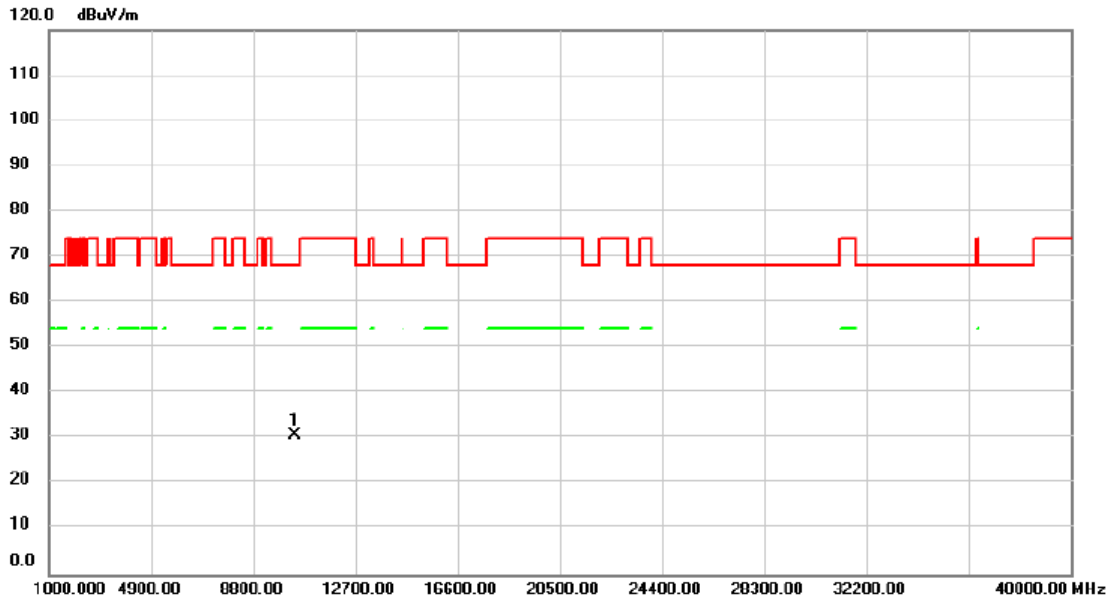


No.	Mk.	Freq.	Reading Level	Correct Factor	Measurement	Limit	Margin	Antenna Height	Table Degree	Comment
		MHz	dBuV	dB	dBuV/m	dBuV/m	dB	cm	degree	
1	*	10360.00	31.61	-0.60	31.01	68.20	-37.19	peak		

**REMARKS:**

- (1) Measurement Value = Reading Level + Correct Factor.
- (2) Margin Level = Measurement Value - Limit Value.

Test Mode	IEEE 802.11ax (HE20)	Test Date	2024/5/2
Test Frequency	5180MHz	Polarization	Horizontal

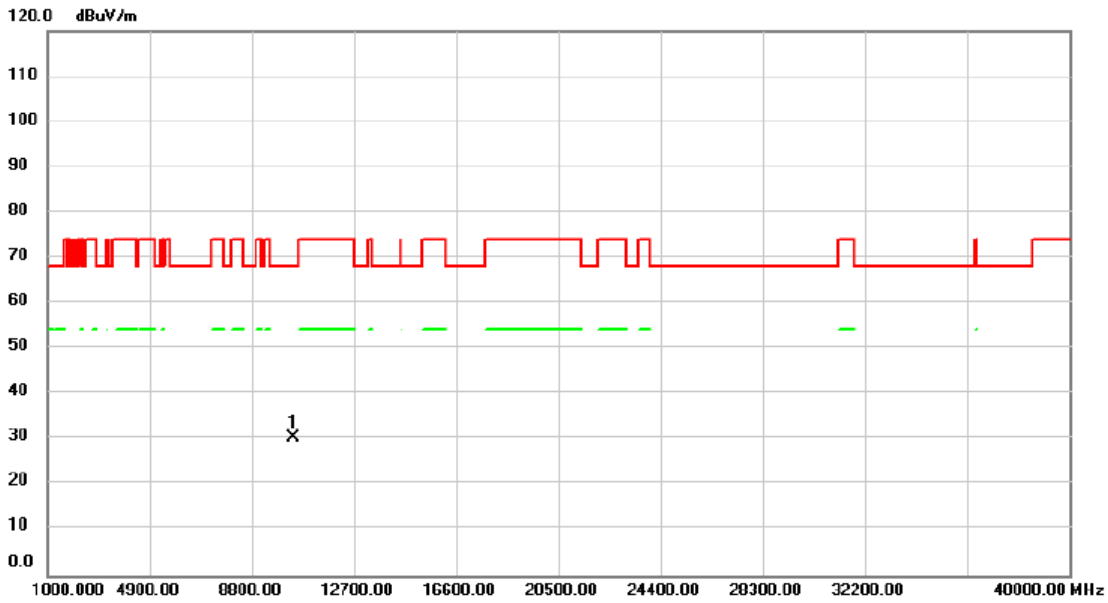


No.	Mk.	Freq.	Reading Level	Correct Factor	Measurement	Limit	Margin	Antenna Height	Table Degree	Comment
		MHz	dBuV	dB	dBuV/m	dBuV/m	dB	cm	degree	
1	*	10360.00	31.35	-0.60	30.75	68.20	-37.45	peak		

**REMARKS:**

- (1) Measurement Value = Reading Level + Correct Factor.
- (2) Margin Level = Measurement Value - Limit Value.

Test Mode	IEEE 802.11ax (HE20)	Test Date	2024/5/2
Test Frequency	5200MHz	Polarization	Vertical

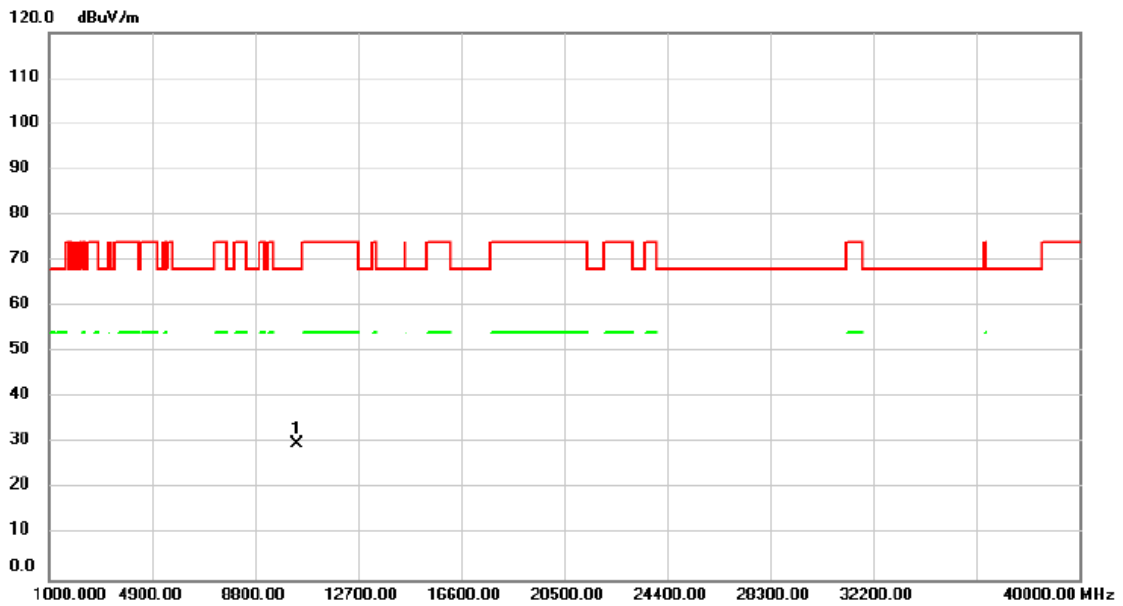


No.	Mk.	Freq.	Reading Level	Correct Factor	Measurement	Limit	Margin	Antenna Height	Table Degree	Comment
		MHz	dBuV	dB	dBuV/m	dBuV/m	dB	cm	degree	
1	*	10400.00	31.00	-0.55	30.45	68.20	-37.75	peak		

**REMARKS:**

- (1) Measurement Value = Reading Level + Correct Factor.
- (2) Margin Level = Measurement Value - Limit Value.

Test Mode	IEEE 802.11ax (HE20)	Test Date	2024/5/2
Test Frequency	5200MHz	Polarization	Horizontal

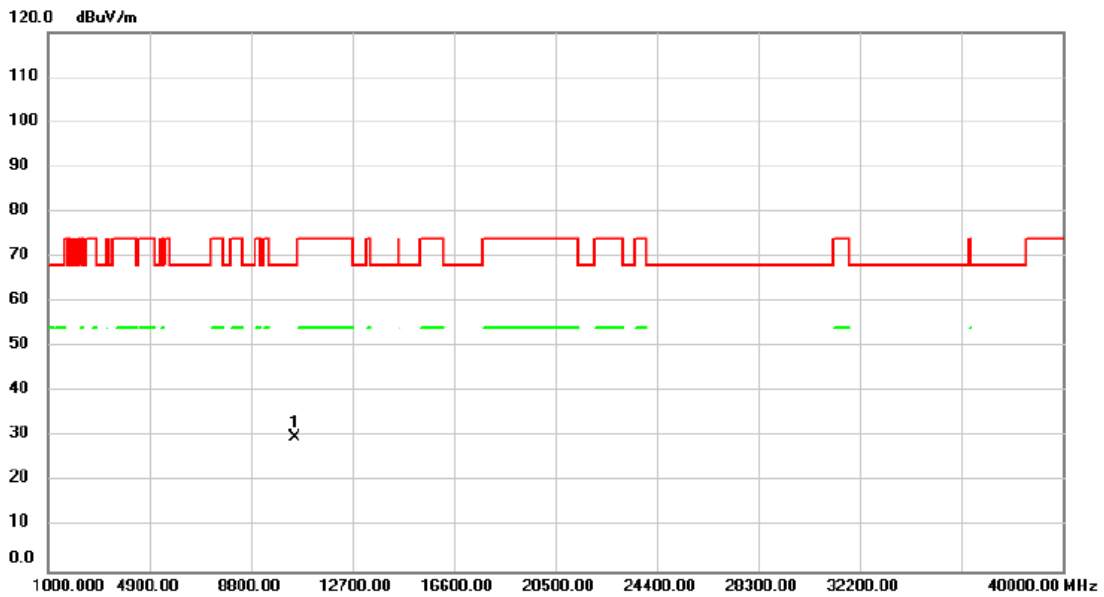


No.	Mk.	Freq.	Reading Level	Correct Factor	Measurement	Limit	Margin	Antenna Height	Table Degree	Comment
		MHz	dBuV	dB	dBuV/m	dBuV/m	dB	cm	degree	
1	*	10400.00	30.37	-0.55	29.82	68.20	-38.38			peak

**REMARKS:**

- (1) Measurement Value = Reading Level + Correct Factor.
- (2) Margin Level = Measurement Value - Limit Value.

Test Mode	IEEE 802.11ax (HE20)	Test Date	2024/5/2
Test Frequency	5240MHz	Polarization	Vertical

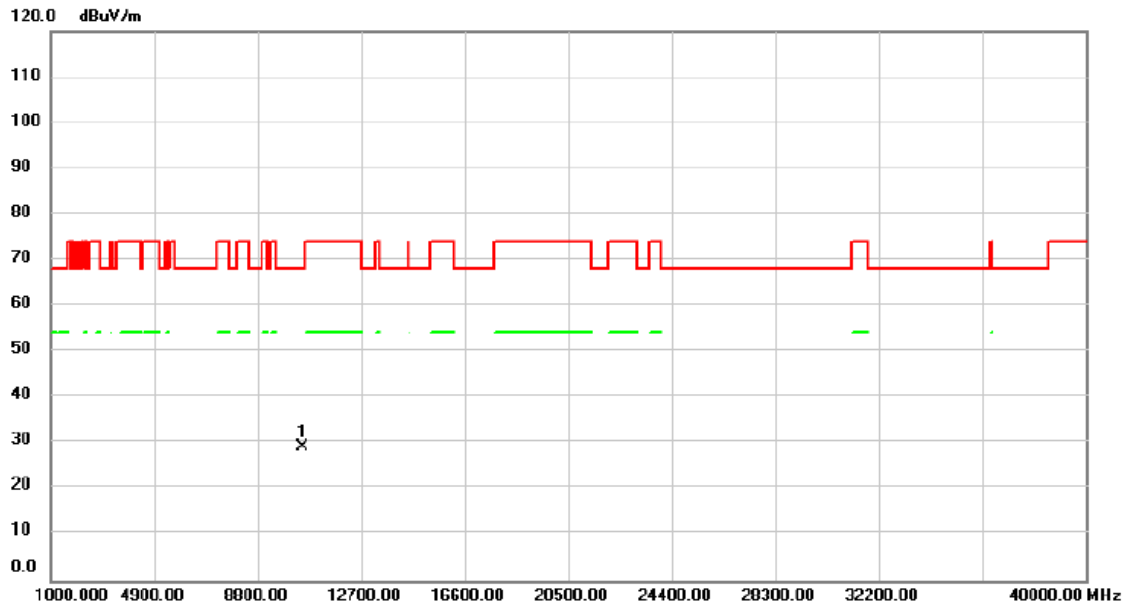


No.	Mk.	Freq.	Reading Level	Correct Factor	Measurement	Limit	Margin	Antenna Height	Table Degree	
		MHz	dBuV	dB	dBuV/m	dBuV/m	dB	cm	degree	Comment
1	*	10480.00	30.19	-0.47	29.72	68.20	-38.48			peak

**REMARKS:**

- (1) Measurement Value = Reading Level + Correct Factor.
- (2) Margin Level = Measurement Value - Limit Value.

Test Mode	IEEE 802.11ax (HE20)	Test Date	2024/5/2
Test Frequency	5240MHz	Polarization	Horizontal

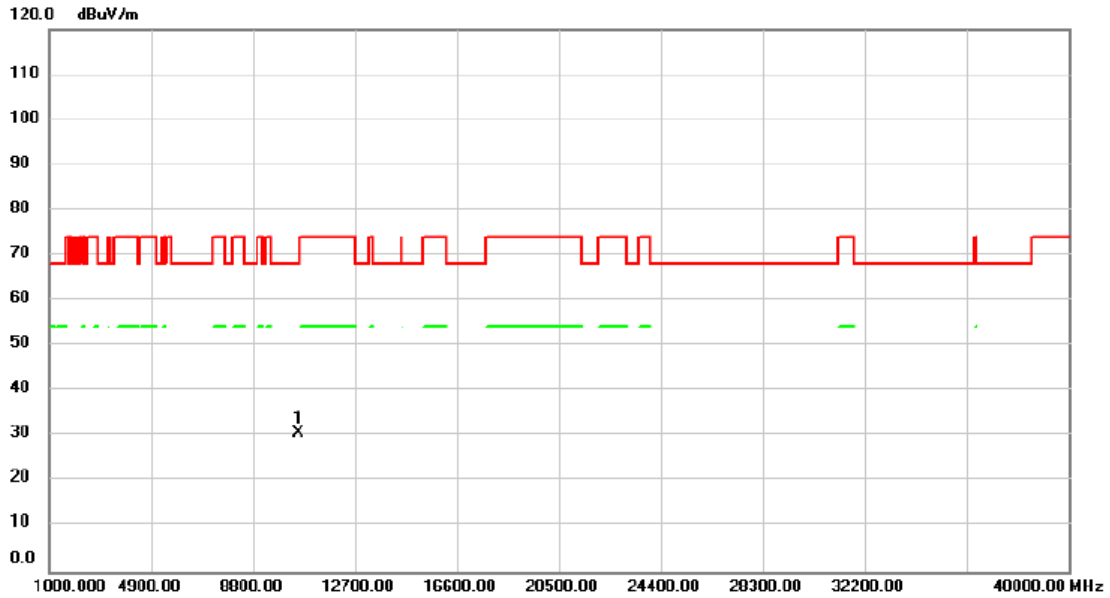


No.	Mk.	Freq.	Reading Level	Correct Factor	Measurement	Limit	Margin	Antenna Height	Table Degree	
		MHz	dBuV	dB	dBuV/m	dBuV/m	dB	cm	degree	Comment
1	*	10480.00	29.80	-0.47	29.33	68.20	-38.87			peak

**REMARKS:**

- (1) Measurement Value = Reading Level + Correct Factor.
- (2) Margin Level = Measurement Value - Limit Value.

Test Mode	IEEE 802.11ax (HE20)	Test Date	2024/5/2
Test Frequency	5260MHz	Polarization	Vertical



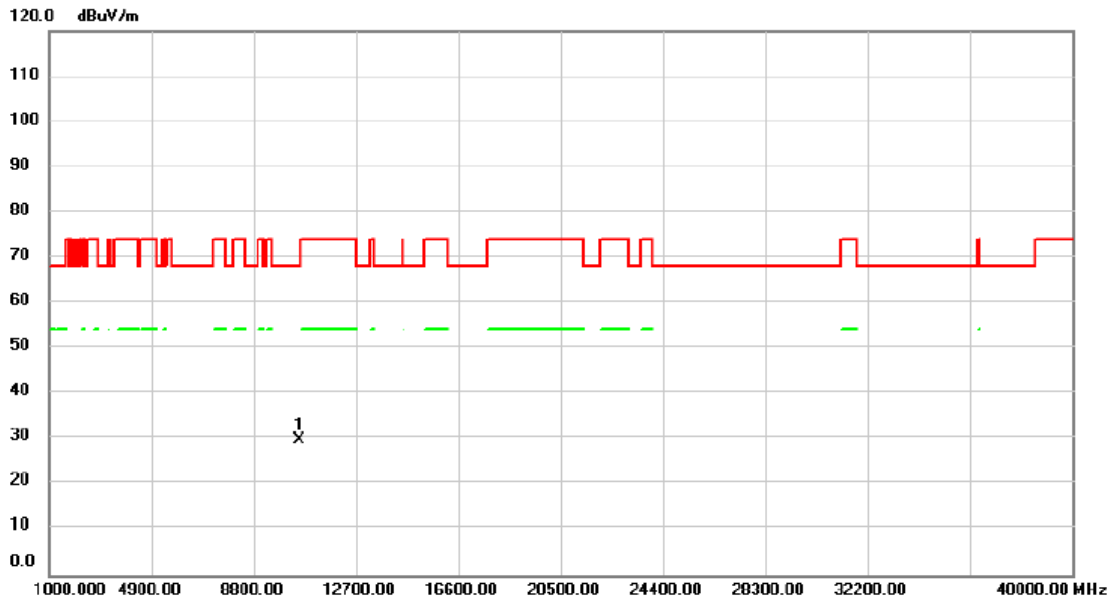
No.	Mk.	Freq.	Reading Level	Correct Factor	Measurement	Limit	Margin	Antenna Height	Table Degree	
		MHz	dBuV	dB	dBuV/m	dBuV/m	dB	cm	degree	Comment
1	*	10520.00	31.18	-0.44	30.74	68.20	-37.46			peak

**REMARKS:**

- (1) Measurement Value = Reading Level + Correct Factor.
- (2) Margin Level = Measurement Value - Limit Value.



Test Mode	IEEE 802.11ax (HE20)	Test Date	2024/5/2
Test Frequency	5260MHz	Polarization	Horizontal

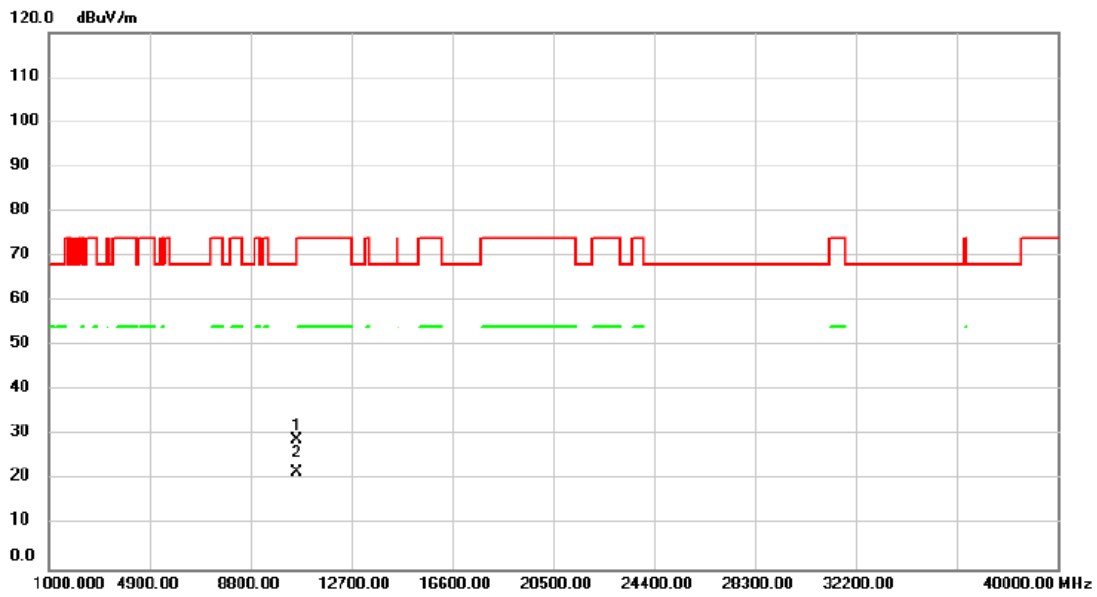


No.	Mk.	Freq.	Reading Level	Correct Factor	Measurement	Limit	Margin	Antenna Height	Table Degree	Comment
		MHz	dBuV	dB	dBuV/m	dBuV/m	dB	cm	degree	
1	*	10520.00	30.26	-0.44	29.82	68.20	-38.38	peak		

**REMARKS:**

- (1) Measurement Value = Reading Level + Correct Factor.
- (2) Margin Level = Measurement Value - Limit Value.

Test Mode	IEEE 802.11ax (HE20)	Test Date	2024/5/2
Test Frequency	5300MHz	Polarization	Vertical

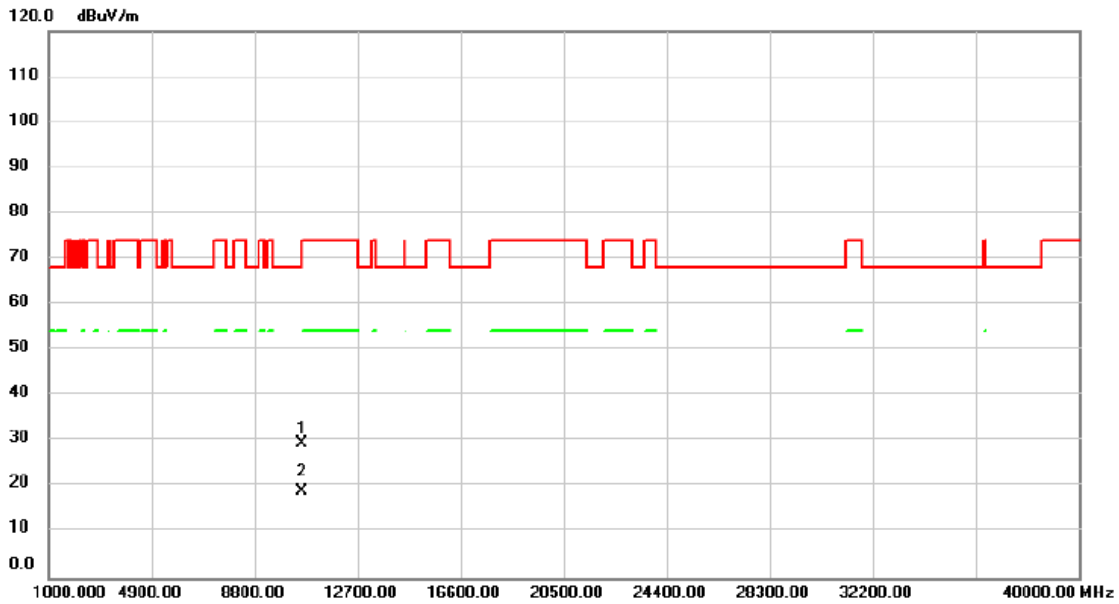


No.	Mk.	Freq.	Reading Level	Correct Factor	Measurement	Limit	Margin	Antenna Height	Table Degree	
		MHz	dBuV	dB	dBuV/m	dBuV/m	dB	cm	degree	Comment
1		10600.00	29.41	-0.41	29.00	68.20	-39.20			peak
2	*	10600.00	22.05	-0.41	21.64	54.00	-32.36			AVG

**REMARKS:**

- (1) Measurement Value = Reading Level + Correct Factor.
- (2) Margin Level = Measurement Value - Limit Value.

Test Mode	IEEE 802.11ax (HE20)	Test Date	2024/5/2
Test Frequency	5300MHz	Polarization	Horizontal

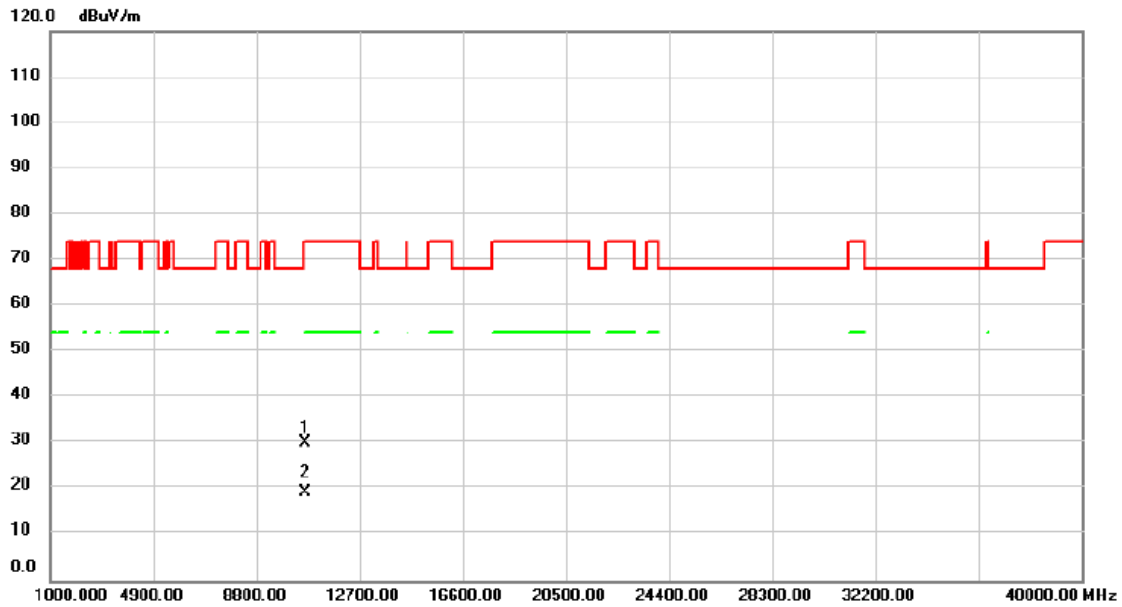


No.	Mk.	Freq.	Reading Level	Correct Factor	Measurement	Limit	Margin	Antenna Height	Table Degree	
		MHz	dBuV	dB	dBuV/m	dBuV/m	dB	cm	degree	Comment
1		10600.00	30.06	-0.41	29.65	68.20	-38.55			peak
2	*	10600.00	19.45	-0.41	19.04	54.00	-34.96			AVG

**REMARKS:**

- (1) Measurement Value = Reading Level + Correct Factor.
- (2) Margin Level = Measurement Value - Limit Value.

Test Mode	IEEE 802.11ax (HE20)	Test Date	2024/5/2
Test Frequency	5320MHz	Polarization	Vertical

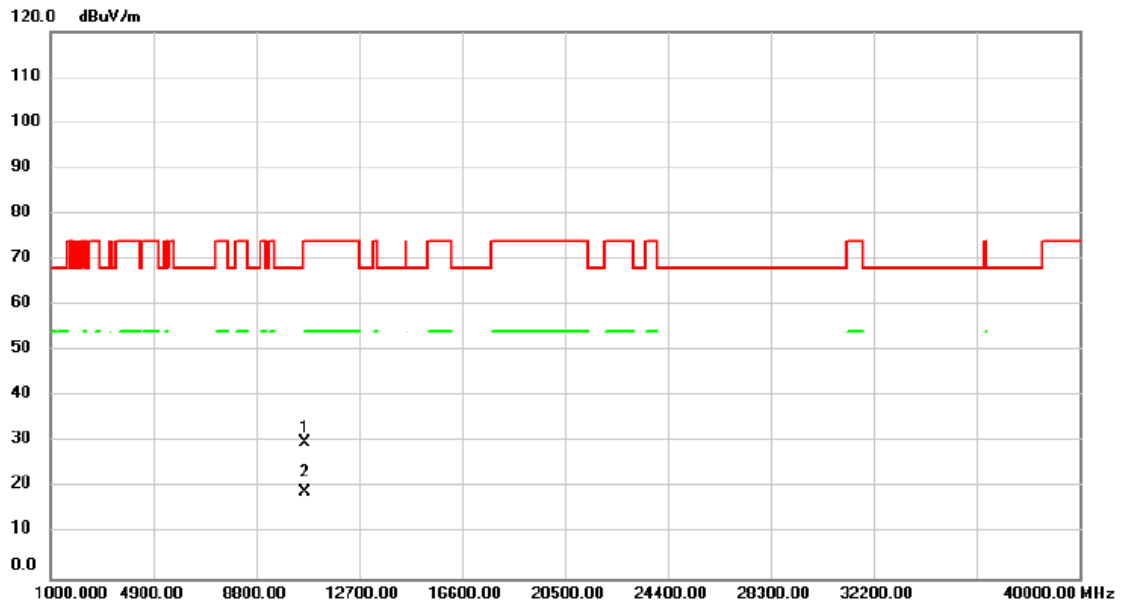


No.	Mk.	Freq.	Reading Level	Correct Factor	Measurement	Limit	Margin	Antenna Height	Table Degree	
		MHz	dBuV	dB	dBuV/m	dBuV/m	dB	cm	degree	Comment
1		10640.00	30.42	-0.41	30.01	74.00	-43.99			peak
2	*	10640.00	19.65	-0.41	19.24	54.00	-34.76			AVG

**REMARKS:**

- (1) Measurement Value = Reading Level + Correct Factor.
- (2) Margin Level = Measurement Value - Limit Value.

Test Mode	IEEE 802.11ax (HE20)	Test Date	2024/5/2
Test Frequency	5320MHz	Polarization	Horizontal

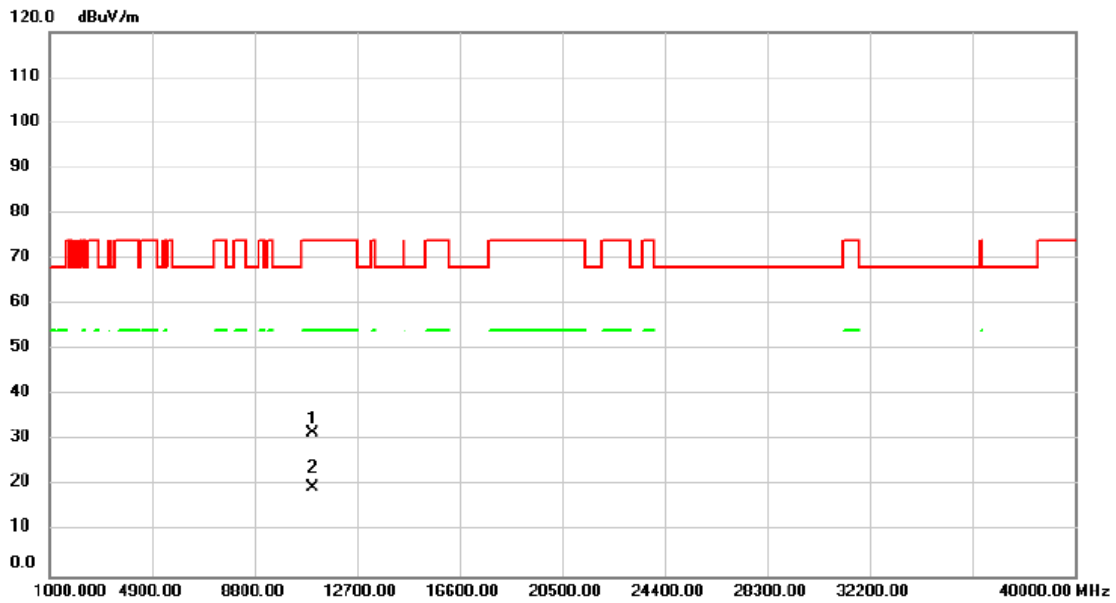


No.	Mk.	Freq.	Reading Level	Correct Factor	Measurement	Limit	Margin	Antenna Height	Table Degree	
		MHz	dBuV	dB	dBuV/m	dBuV/m	dB	cm	degree	Comment
1		10640.00	30.20	-0.41	29.79	74.00	-44.21			peak
2	*	10640.00	19.52	-0.41	19.11	54.00	-34.89			AVG

**REMARKS:**

- (1) Measurement Value = Reading Level + Correct Factor.
- (2) Margin Level = Measurement Value - Limit Value.

Test Mode	IEEE 802.11ax (HE20)	Test Date	2024/5/2
Test Frequency	5500MHz	Polarization	Vertical

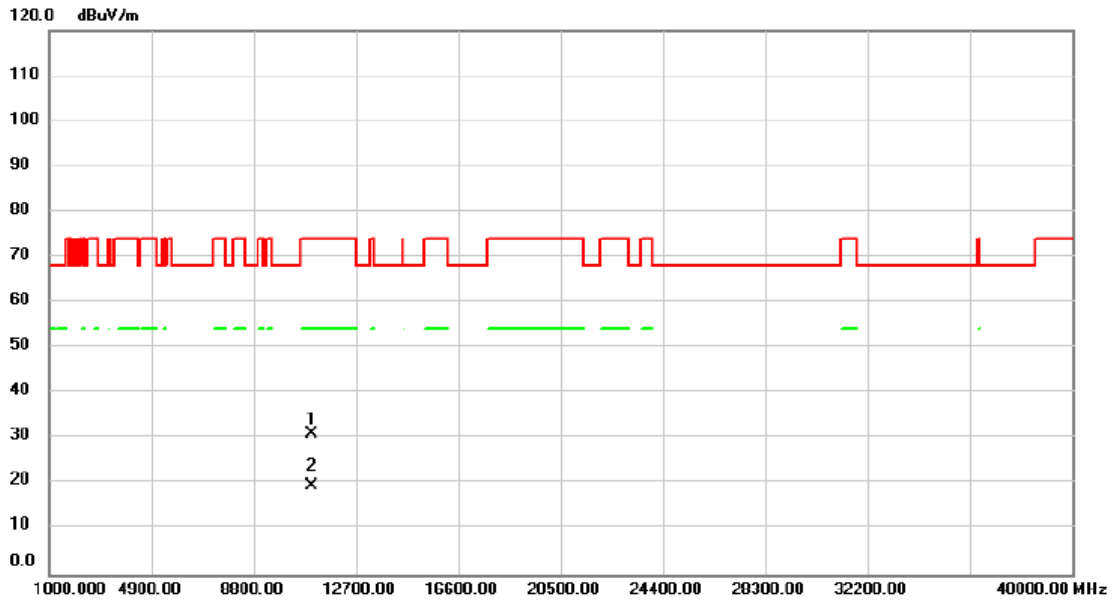


No.	Mk.	Freq.	Reading Level	Correct Factor	Measurement	Limit	Margin	Antenna Height	Table Degree	Comment
		MHz	dBuV	dB	dBuV/m	dBuV/m	dB	cm	degree	
1		11000.00	31.87	-0.27	31.60	74.00	-42.40	peak		
2	*	11000.00	19.88	-0.27	19.61	54.00	-34.39	AVG		

**REMARKS:**

- (1) Measurement Value = Reading Level + Correct Factor.
- (2) Margin Level = Measurement Value - Limit Value.

Test Mode	IEEE 802.11ax (HE20)	Test Date	2024/5/2
Test Frequency	5500MHz	Polarization	Horizontal

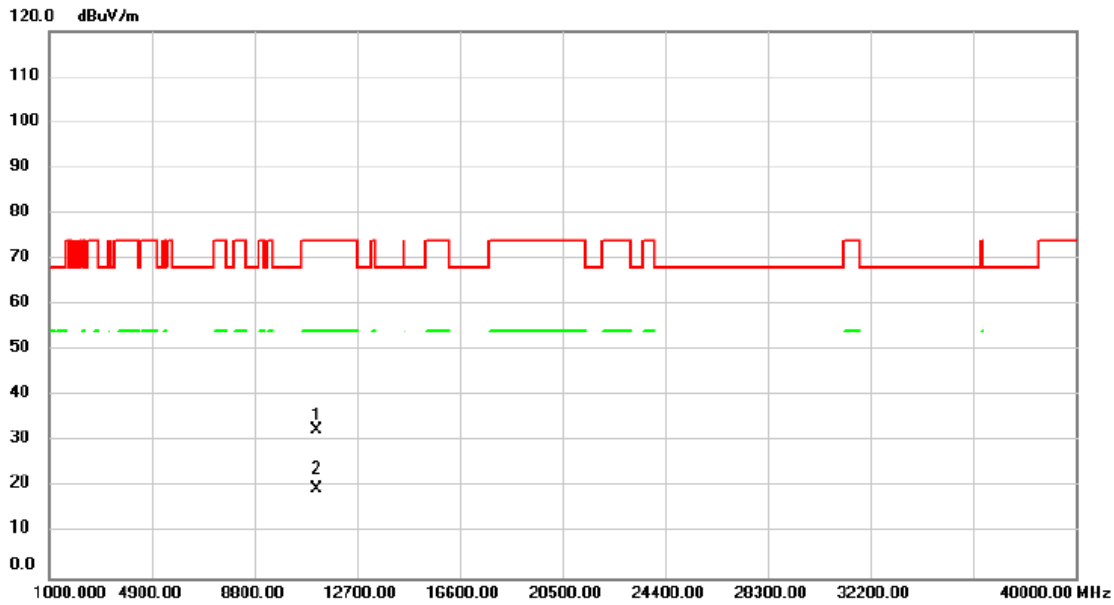


No.	Mk.	Freq. MHz	Reading Level dBuV	Correct Factor dB	Measure- ment dBuV/m	Limit dBuV/m	Margin dB	Detector	Antenna Height cm	Table Degree	Comment
1		11000.00	31.47	-0.27	31.20	74.00	-42.80	peak			
2	*	11000.00	19.78	-0.27	19.51	54.00	-34.49	AVG			

**REMARKS:**

- (1) Measurement Value = Reading Level + Correct Factor.
- (2) Margin Level = Measurement Value - Limit Value.

Test Mode	IEEE 802.11ax (HE20)	Test Date	2024/5/2
Test Frequency	5580MHz	Polarization	Vertical



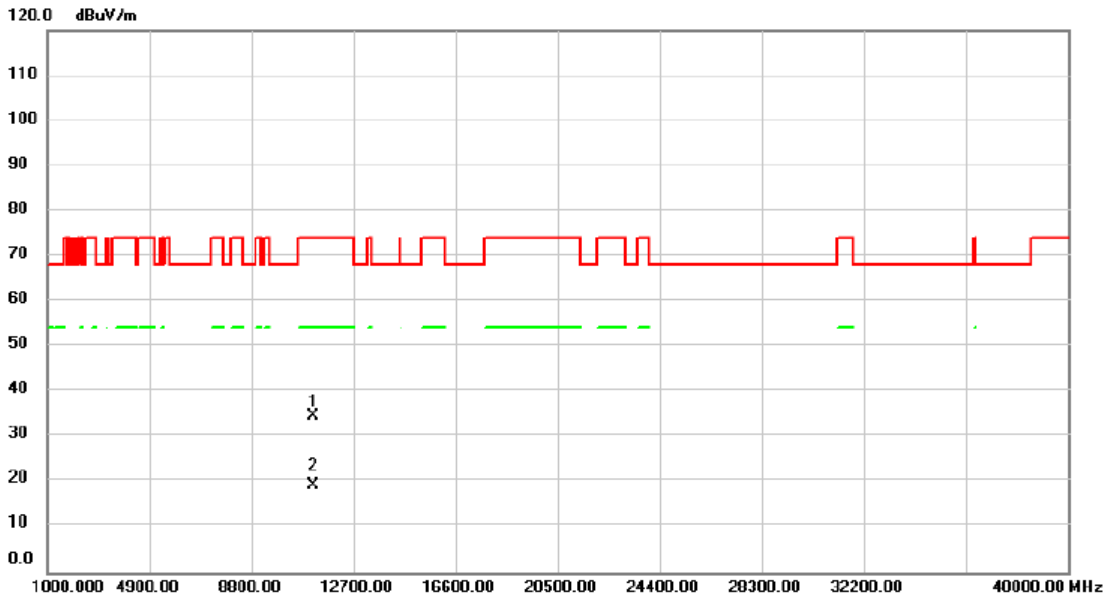
No.	Mk.	Freq.	Reading Level	Correct Factor	Measurement	Limit	Margin	Antenna Height	Table Degree	Comment
		MHz	dBuV	dB	dBuV/m	dBuV/m	dB	cm	degree	
1		11160.00	32.57	0.08	32.65	74.00	-41.35			peak
2	*	11160.00	19.56	0.08	19.64	54.00	-34.36			AVG

**REMARKS:**

- (1) Measurement Value = Reading Level + Correct Factor.
- (2) Margin Level = Measurement Value - Limit Value.



Test Mode	IEEE 802.11ax (HE20)	Test Date	2024/5/2
Test Frequency	5580MHz	Polarization	Horizontal

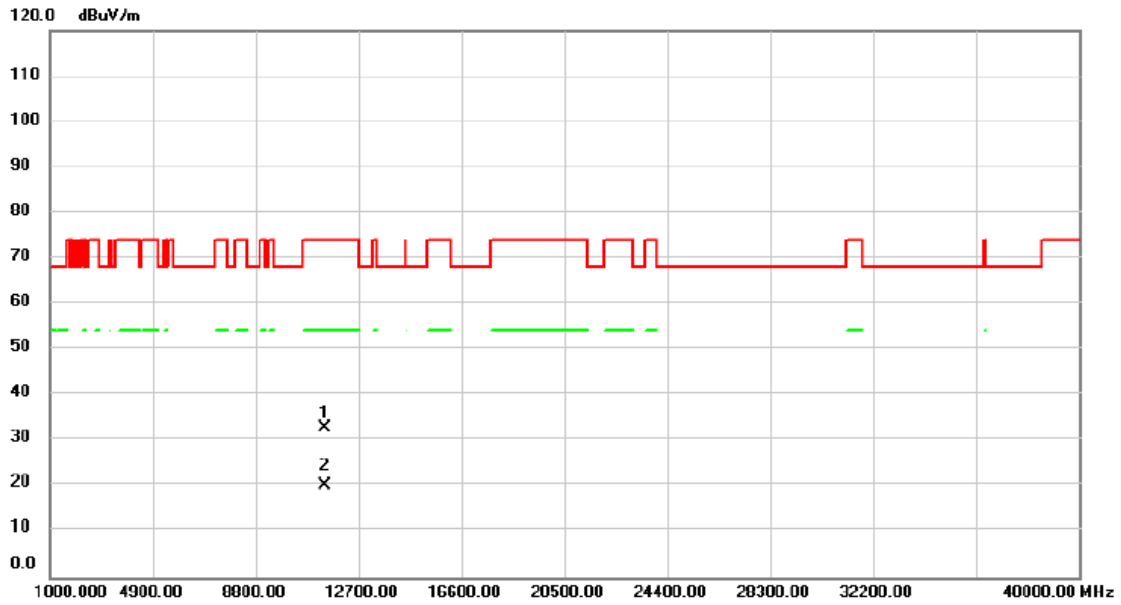


No.	Mk.	Freq.	Reading Level	Correct Factor	Measurement	Limit	Margin	Antenna Height	Table Degree	Comment
		MHz	dBuV	dB	dBuV/m	dBuV/m	dB	cm	degree	
1		11160.00	34.49	0.08	34.57	74.00	-39.43			peak
2	*	11160.00	19.25	0.08	19.33	54.00	-34.67			AVG

**REMARKS:**

- (1) Measurement Value = Reading Level + Correct Factor.
- (2) Margin Level = Measurement Value - Limit Value.

Test Mode	IEEE 802.11ax (HE20)	Test Date	2024/5/2
Test Frequency	5700MHz	Polarization	Vertical

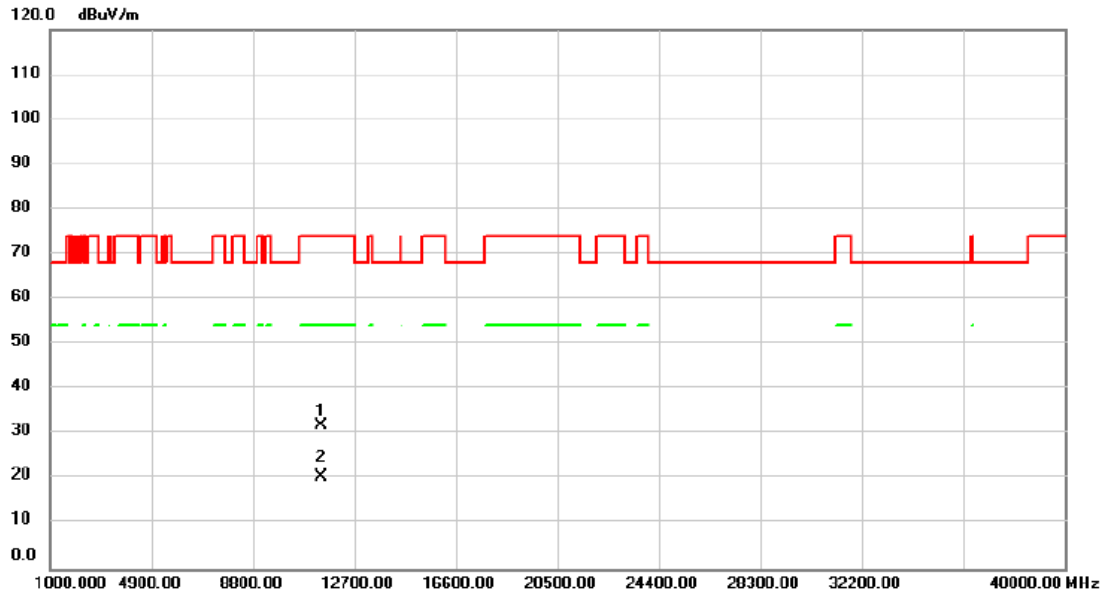


No.	Mk.	Freq. MHz	Reading Level dBuV	Correct Factor dB	Measure- ment dBuV/m	Limit dBuV/m	Margin dB	Detector	Antenna Height cm	Table Degree degree	Comment
1		11400.00	32.20	0.61	32.81	74.00	-41.19	peak			
2	*	11400.00	19.73	0.61	20.34	54.00	-33.66	AVG			

**REMARKS:**

- (1) Measurement Value = Reading Level + Correct Factor.
- (2) Margin Level = Measurement Value - Limit Value.

Test Mode	IEEE 802.11ax (HE20)	Test Date	2024/5/2
Test Frequency	5700MHz	Polarization	Horizontal

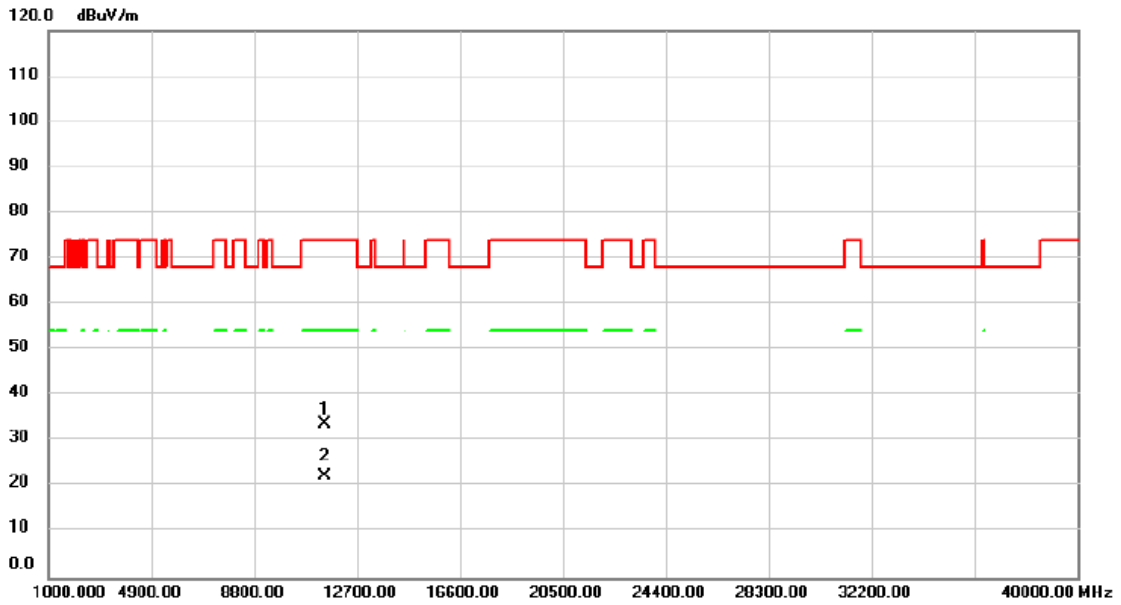


No. Mk.	Freq. MHz	Reading Level dBuV	Correct Factor dB	Measurement dBuV/m	Limit dBuV/m	Margin dB	Detector	Antenna Height cm	Table Degree	Comment
1	11400.00	31.35	0.61	31.96	74.00	-42.04	peak			
2 *	11400.00	19.91	0.61	20.52	54.00	-33.48	AVG			

**REMARKS:**

- (1) Measurement Value = Reading Level + Correct Factor.
- (2) Margin Level = Measurement Value - Limit Value.

Test Mode	IEEE 802.11ax (HE20)	Test Date	2024/5/2
Test Frequency	5745MHz	Polarization	Vertical

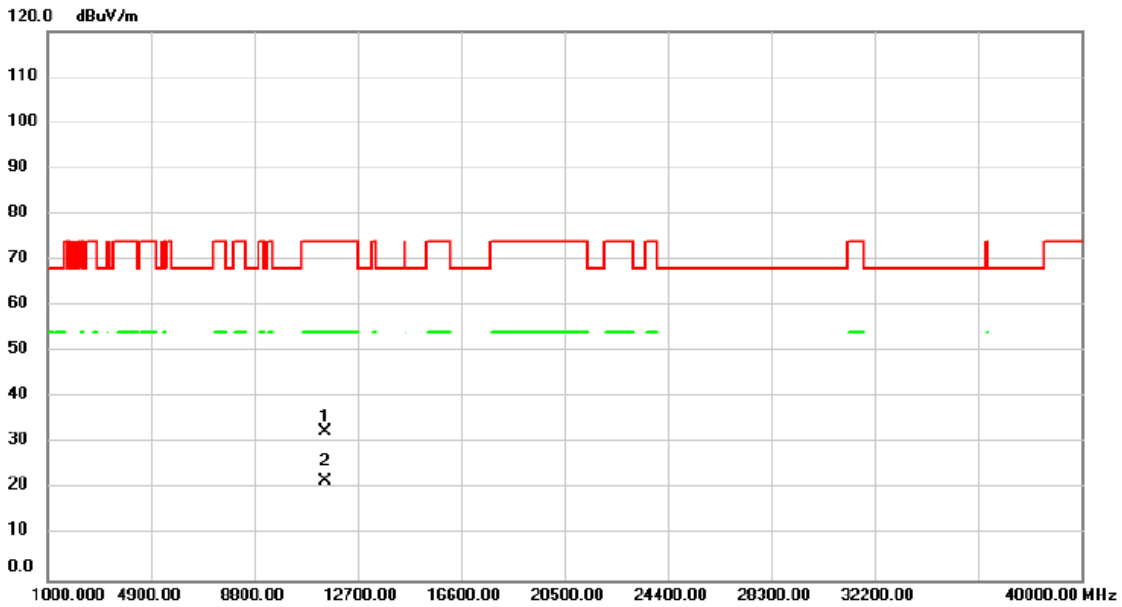


No.	Mk.	Freq.	Reading Level	Correct Factor	Measurement	Limit	Margin	Antenna Height	Table Degree	Comment
		MHz	dBuV	dB	dBuV/m	dBuV/m	dB	cm	degree	
1		11490.00	32.91	0.82	33.73	74.00	-40.27	peak		
2	*	11490.00	21.44	0.82	22.26	54.00	-31.74	AVG		

**REMARKS:**

- (1) Measurement Value = Reading Level + Correct Factor.
- (2) Margin Level = Measurement Value - Limit Value.

Test Mode	IEEE 802.11ax (HE20)	Test Date	2024/5/2
Test Frequency	5745MHz	Polarization	Horizontal

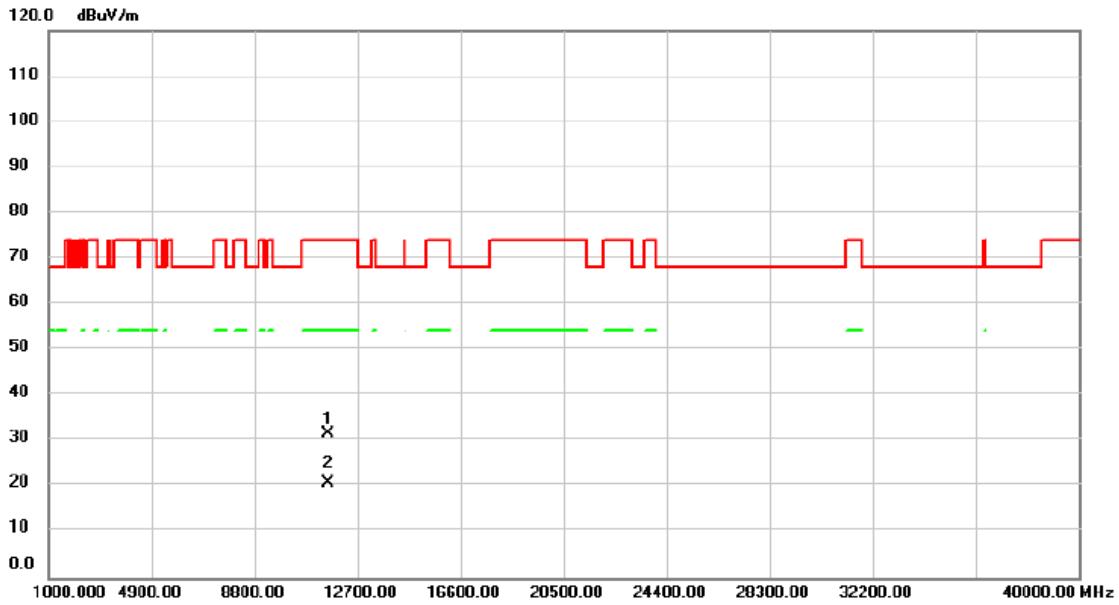


No.	Mk.	Freq.	Reading Level	Correct Factor	Measurement	Limit	Margin	Antenna Height	Table Degree	
		MHz	dBuV	dB	dBuV/m	dBuV/m	dB	cm	degree	Comment
1		11490.00	31.70	0.82	32.52	74.00	-41.48			peak
2	*	11490.00	20.98	0.82	21.80	54.00	-32.20			AVG

**REMARKS:**

- (1) Measurement Value = Reading Level + Correct Factor.
- (2) Margin Level = Measurement Value - Limit Value.

Test Mode	IEEE 802.11ax (HE20)	Test Date	2024/5/2
Test Frequency	5785MHz	Polarization	Vertical

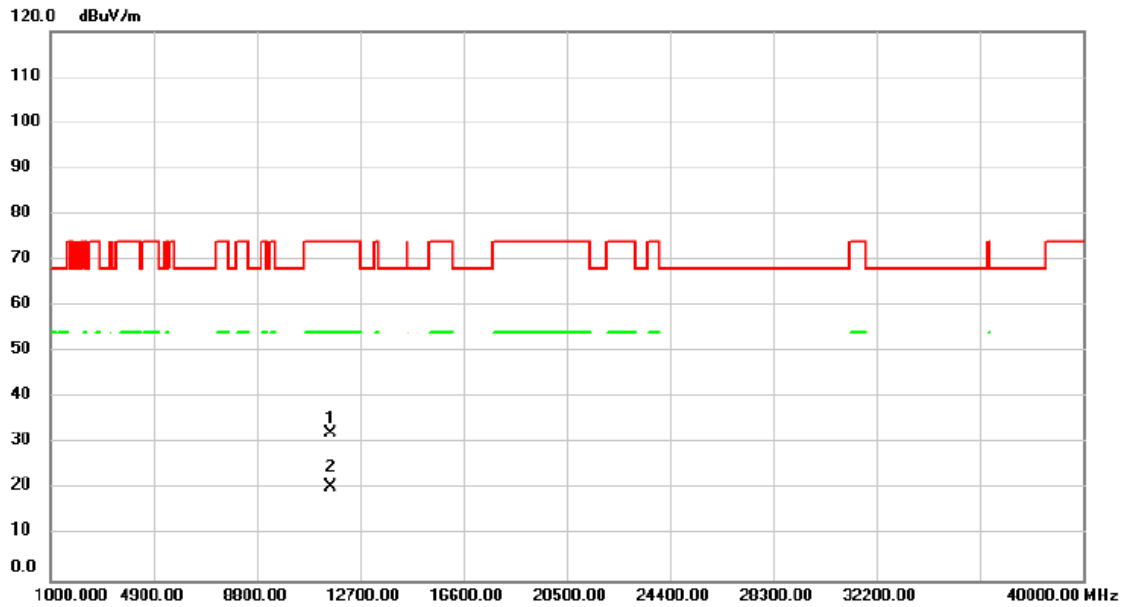


No.	Mk.	Freq.	Reading Level	Correct Factor	Measurement	Limit	Margin	Antenna Height	Table Degree	Comment
		MHz	dBuV	dB	dBuV/m	dBuV/m	dB	cm	degree	
1		11570.00	30.86	0.83	31.69	74.00	-42.31			peak
2	*	11570.00	20.03	0.83	20.86	54.00	-33.14			AVG

**REMARKS:**

- (1) Measurement Value = Reading Level + Correct Factor.
- (2) Margin Level = Measurement Value - Limit Value.

Test Mode	IEEE 802.11ax (HE20)	Test Date	2024/5/2
Test Frequency	5785MHz	Polarization	Horizontal

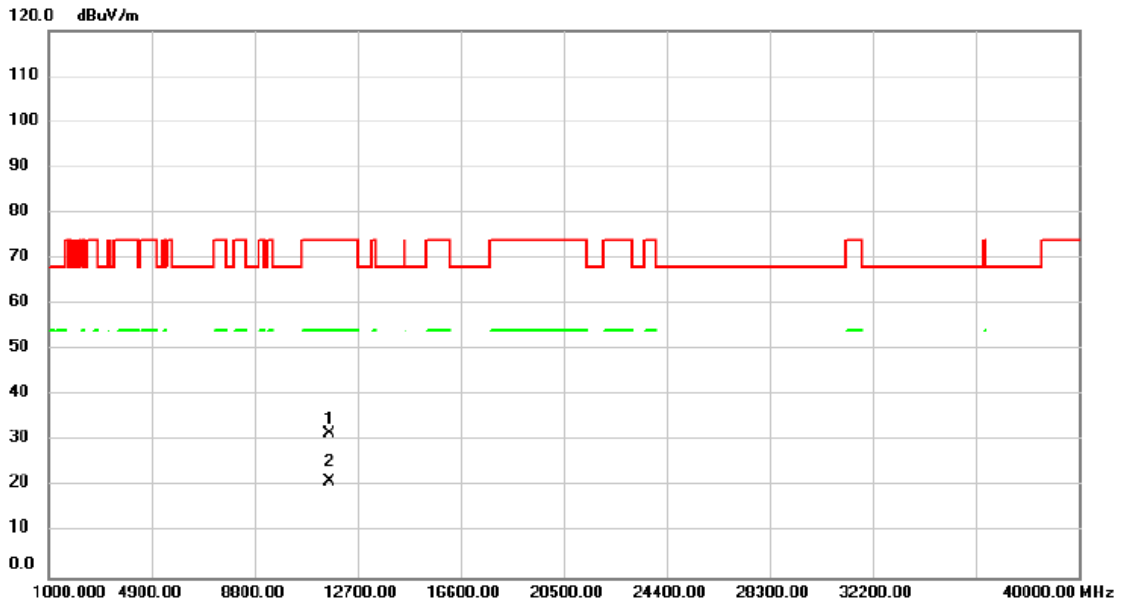


No.	Mk.	Freq. MHz	Reading Level dBuV	Correct Factor dB	Measure- ment dBuV/m	Limit dBuV/m	Margin dB	Detector	Antenna Height cm	Table Degree	Comment
1		11570.00	31.38	0.83	32.21	74.00	-41.79	peak			
2	*	11570.00	19.71	0.83	20.54	54.00	-33.46	AVG			

**REMARKS:**

- (1) Measurement Value = Reading Level + Correct Factor.
- (2) Margin Level = Measurement Value - Limit Value.

Test Mode	IEEE 802.11ax (HE20)	Test Date	2024/5/2
Test Frequency	5825MHz	Polarization	Vertical



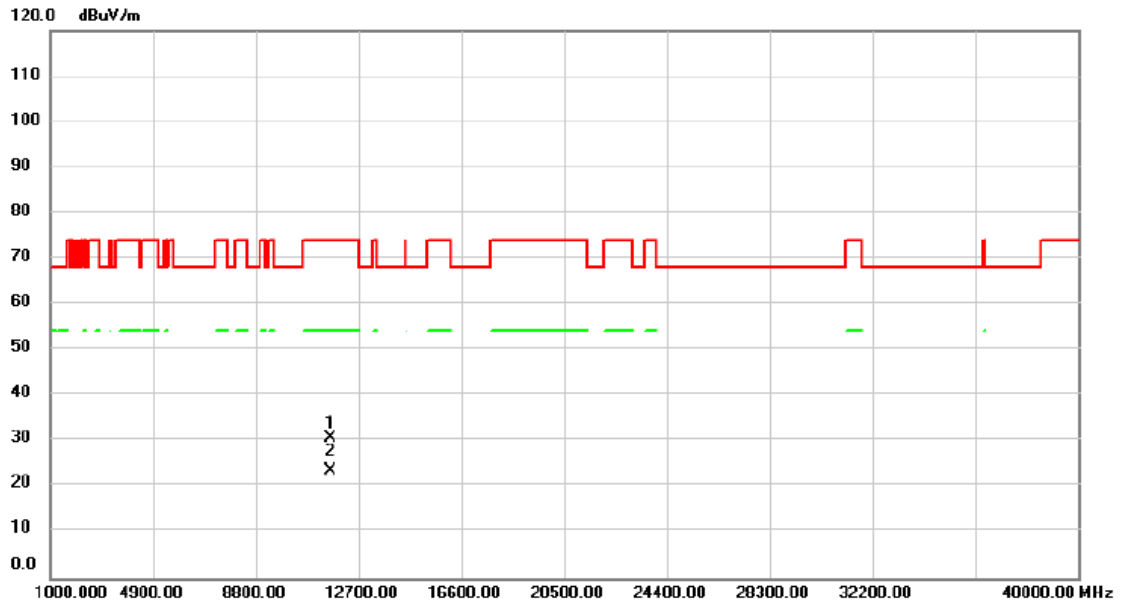
No.	Mk.	Freq.	Reading Level	Correct Factor	Measurement	Limit	Margin	Antenna Height	Table Degree	Comment
		MHz	dBuV	dB	dBuV/m	dBuV/m	dB	cm	degree	
1		11650.00	30.68	0.83	31.51	74.00	-42.49	peak		
2	*	11650.00	20.35	0.83	21.18	54.00	-32.82	AVG		

**REMARKS:**

- (1) Measurement Value = Reading Level + Correct Factor.
- (2) Margin Level = Measurement Value - Limit Value.



Test Mode	IEEE 802.11ax (HE20)	Test Date	2024/5/2
Test Frequency	5825MHz	Polarization	Horizontal

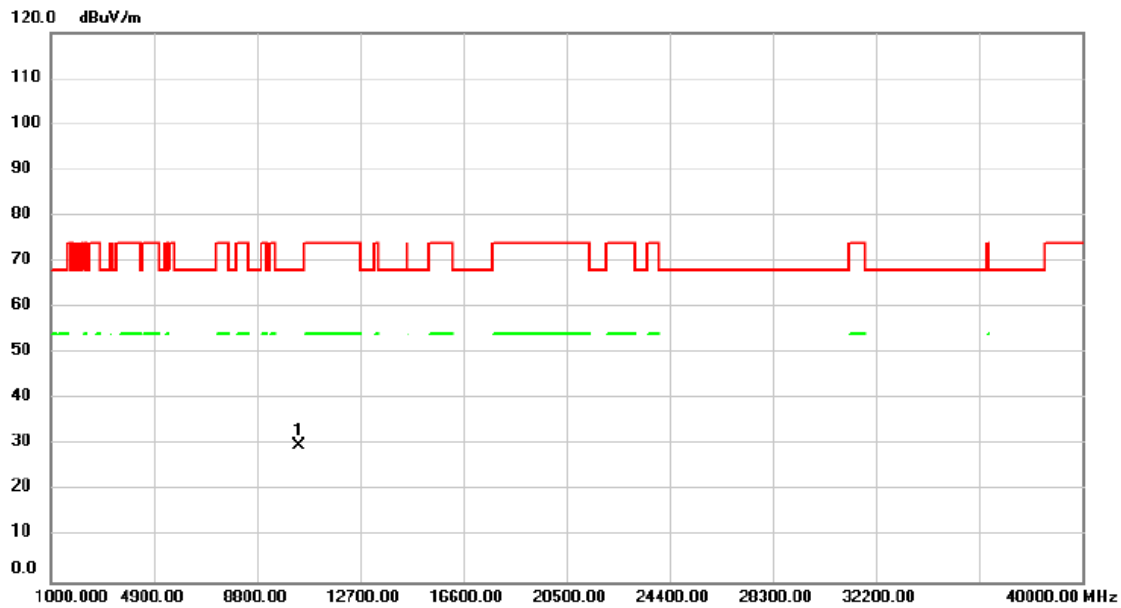


No.	Mk.	Freq.	Reading Level	Correct Factor	Measurement	Limit	Margin	Antenna Height	Table Degree	
		MHz	dBuV	dB	dBuV/m	dBuV/m	dB	cm	degree	Comment
1		11650.00	29.94	0.83	30.77	74.00	-43.23			peak
2	*	11650.00	22.62	0.83	23.45	54.00	-30.55			AVG

**REMARKS:**

- (1) Measurement Value = Reading Level + Correct Factor.
- (2) Margin Level = Measurement Value - Limit Value.

Test Mode	IEEE 802.11ax (HE40)	Test Date	2024/5/2
Test Frequency	5190MHz	Polarization	Vertical

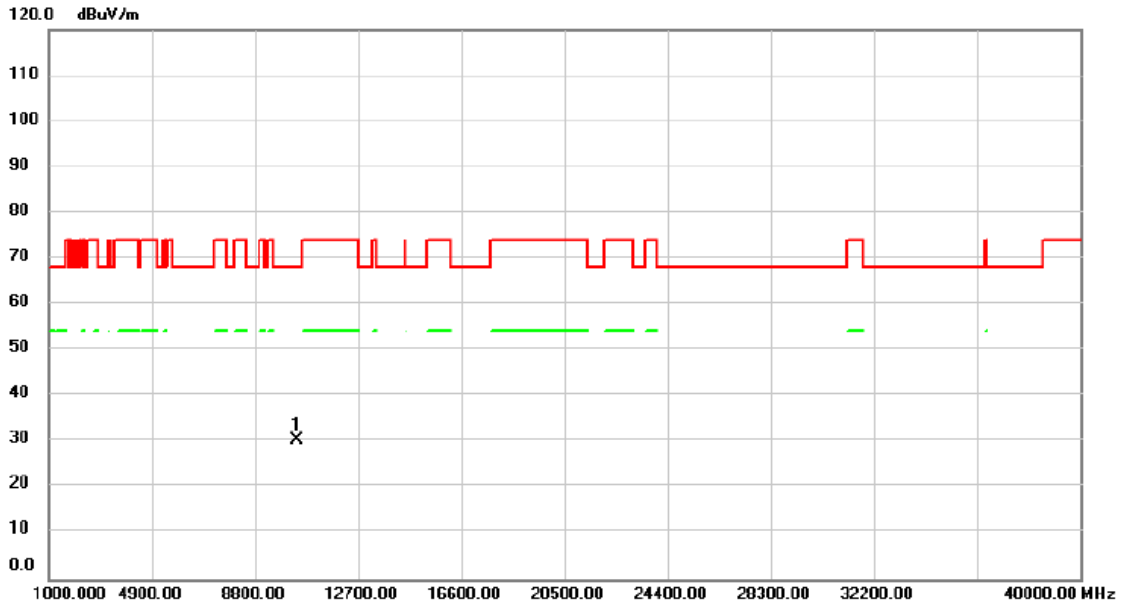


No.	Mk.	Freq.	Reading Level	Correct Factor	Measurement	Limit	Margin	Antenna Height	Table Degree	
		MHz	dBuV	dB	dBuV/m	dBuV/m	dB	cm	degree	Comment
1	*	10380.00	30.45	-0.57	29.88	68.20	-38.32			peak

**REMARKS:**

- (1) Measurement Value = Reading Level + Correct Factor.
- (2) Margin Level = Measurement Value - Limit Value.

Test Mode	IEEE 802.11ax (HE40)	Test Date	2024/5/2
Test Frequency	5190MHz	Polarization	Horizontal

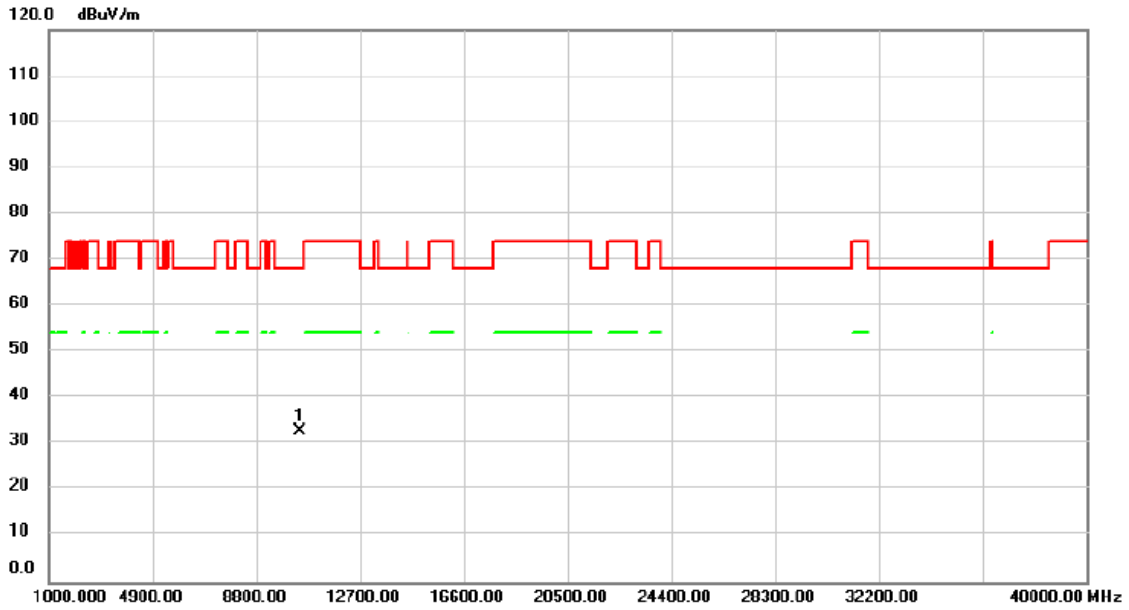


No.	Mk.	Freq.	Reading Level	Correct Factor	Measurement	Limit	Margin	Antenna Height	Table Degree	Comment
		MHz	dBuV	dB	dBuV/m	dBuV/m	dB	cm	degree	
1	*	10380.00	31.14	-0.57	30.57	68.20	-37.63	peak		

**REMARKS:**

- (1) Measurement Value = Reading Level + Correct Factor.
- (2) Margin Level = Measurement Value - Limit Value.

Test Mode	IEEE 802.11ax (HE40)	Test Date	2024/5/2
Test Frequency	5230MHz	Polarization	Vertical

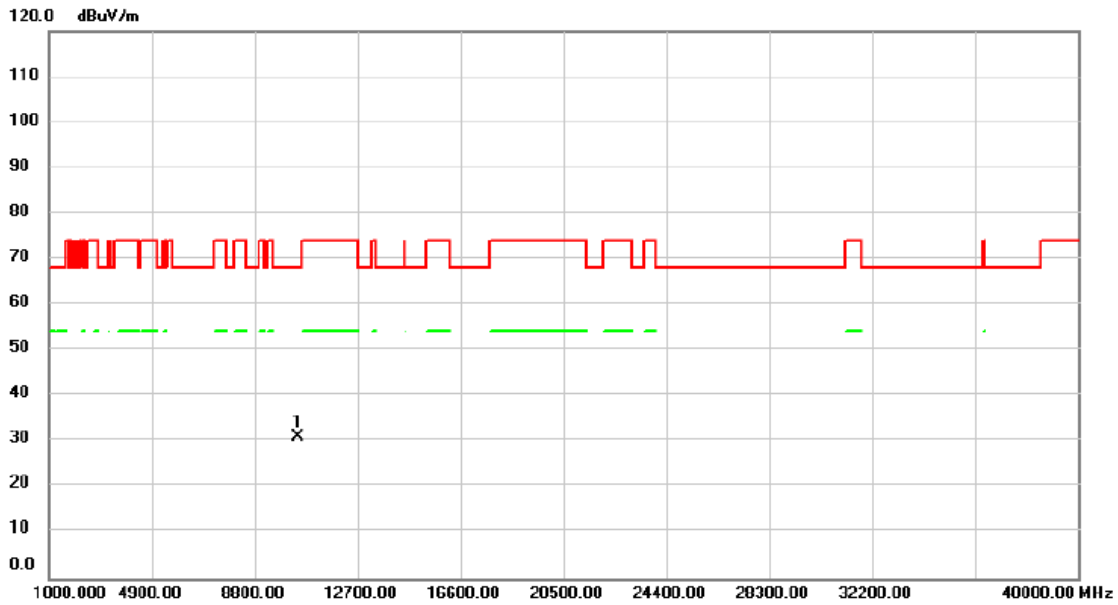


No.	Mk.	Freq.	Reading Level	Correct Factor	Measurement	Limit	Margin	Antenna Height	Table Degree	
		MHz	dBuV	dB	dBuV/m	dBuV/m	dB	cm	degree	Comment
1	*	10460.00	33.39	-0.49	32.90	68.20	-35.30			peak

**REMARKS:**

- (1) Measurement Value = Reading Level + Correct Factor.
- (2) Margin Level = Measurement Value - Limit Value.

Test Mode	IEEE 802.11ax (HE40)	Test Date	2024/5/2
Test Frequency	5230MHz	Polarization	Horizontal

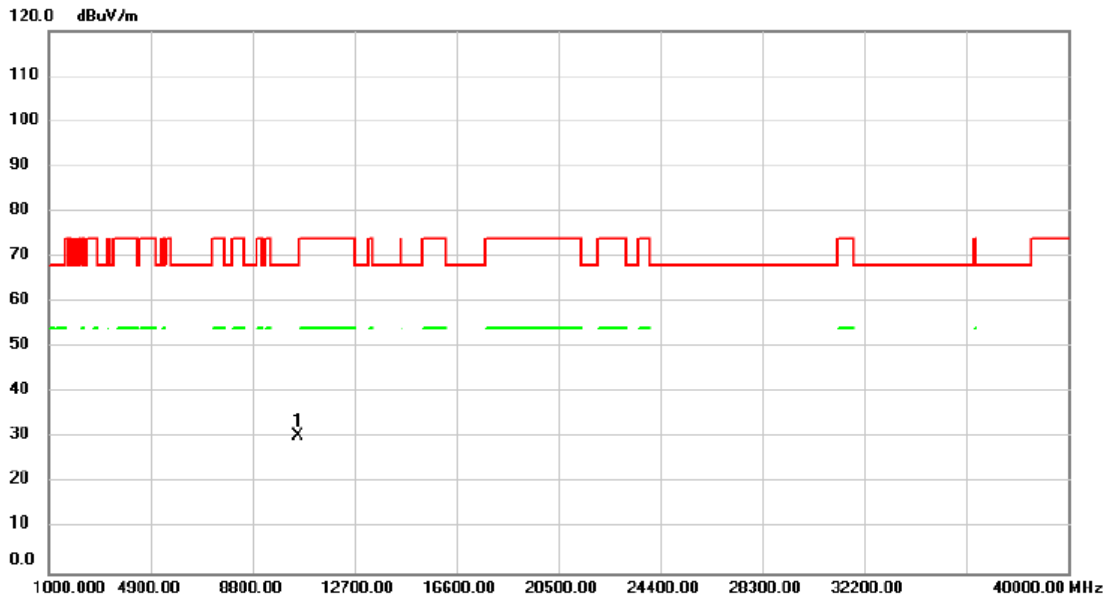


No.	Mk.	Freq.	Reading Level	Correct Factor	Measurement	Limit	Margin	Antenna Height	Table Degree	Comment
		MHz	dBuV	dB	dBuV/m	dBuV/m	dB	cm	degree	
1	*	10460.00	31.51	-0.49	31.02	68.20	-37.18	peak		

**REMARKS:**

- (1) Measurement Value = Reading Level + Correct Factor.
- (2) Margin Level = Measurement Value - Limit Value.

Test Mode	IEEE 802.11ax (HE40)	Test Date	2024/5/2
Test Frequency	5270MHz	Polarization	Vertical

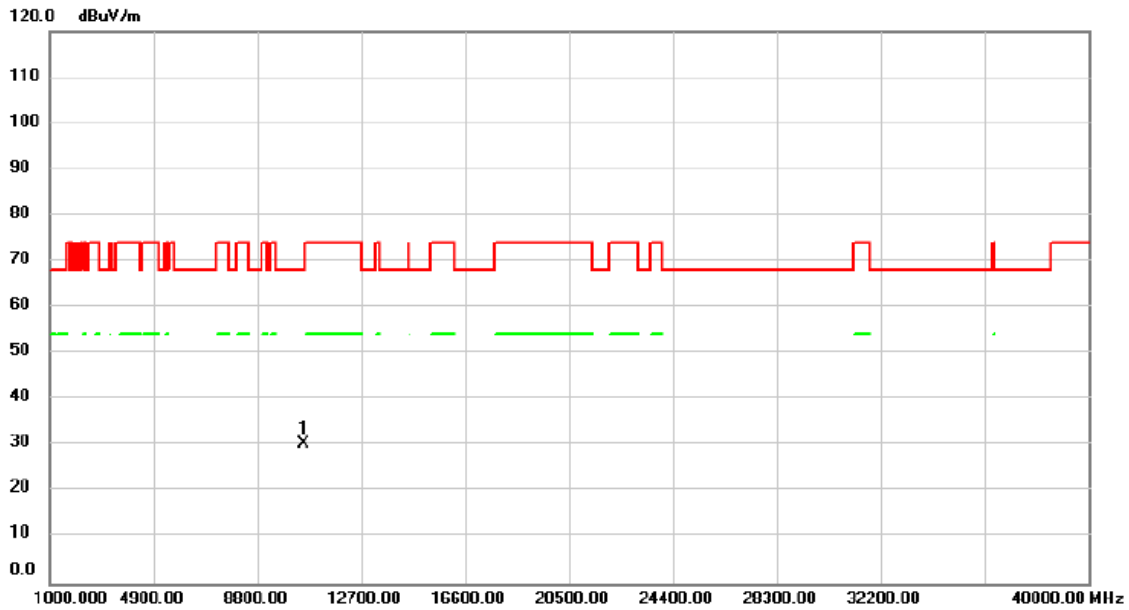


No.	Mk.	Freq.	Reading Level	Correct Factor	Measurement	Limit	Margin	Antenna Height	Table Degree	
		MHz	dBuV	dB	dBuV/m	dBuV/m	dB	cm	degree	Comment
1	*	10540.00	30.97	-0.44	30.53	68.20	-37.67			peak

**REMARKS:**

- (1) Measurement Value = Reading Level + Correct Factor.
- (2) Margin Level = Measurement Value - Limit Value.

Test Mode	IEEE 802.11ax (HE40)	Test Date	2024/5/2
Test Frequency	5270MHz	Polarization	Horizontal

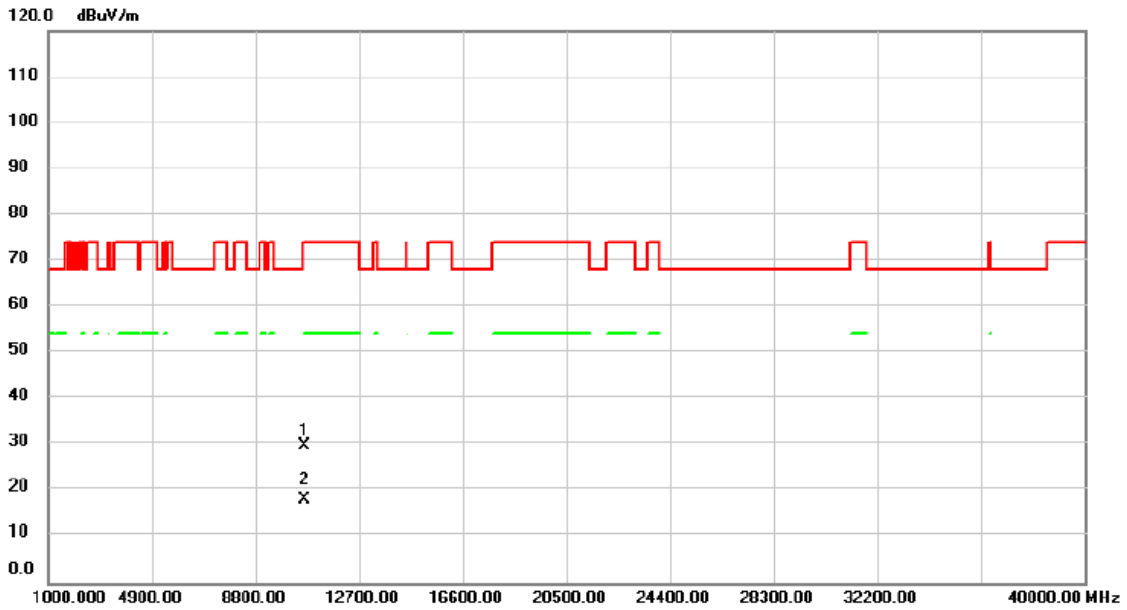


No.	Mk.	Freq.	Reading Level	Correct Factor	Measurement	Limit	Margin	Antenna Height	Table Degree	
		MHz	dBuV	dB	dBuV/m	dBuV/m	dB	cm	degree	Comment
1	*	10540.00	31.00	-0.44	30.56	68.20	-37.64			peak

**REMARKS:**

- (1) Measurement Value = Reading Level + Correct Factor.
- (2) Margin Level = Measurement Value - Limit Value.

Test Mode	IEEE 802.11ax (HE40)	Test Date	2024/5/2
Test Frequency	5310MHz	Polarization	Vertical



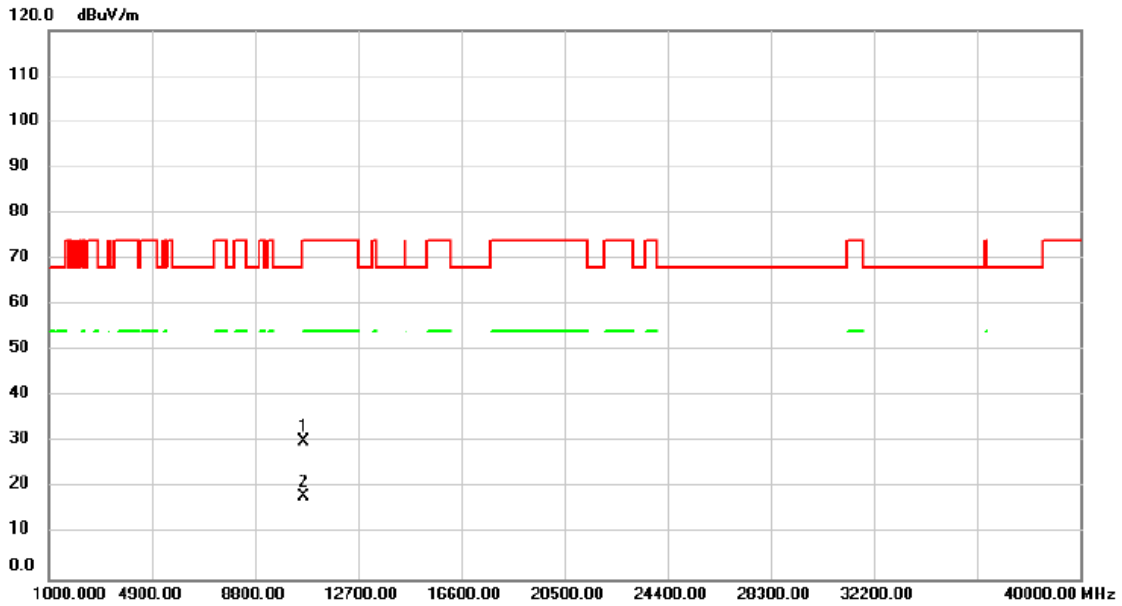
No.	Mk.	Freq.	Reading Level	Correct Factor	Measurement	Limit	Margin	Antenna Height	Table Degree	
		MHz	dBuV	dB	dBuV/m	dBuV/m	dB	cm	degree	Comment
1		10620.00	30.26	-0.40	29.86	74.00	-44.14			peak
2	*	10620.00	18.53	-0.40	18.13	54.00	-35.87			AVG

**REMARKS:**

- (1) Measurement Value = Reading Level + Correct Factor.
- (2) Margin Level = Measurement Value - Limit Value.



Test Mode	IEEE 802.11ax (HE40)	Test Date	2024/5/2
Test Frequency	5310MHz	Polarization	Horizontal

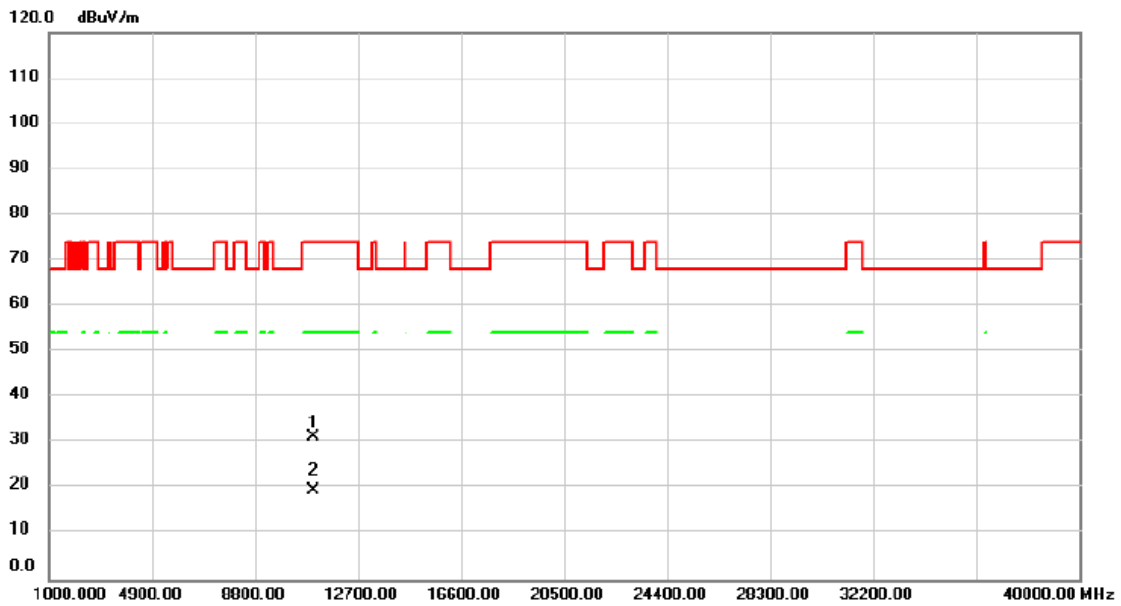


No.	Mk.	Freq.	Reading Level	Correct Factor	Measurement	Limit	Margin	Antenna Height	Table Degree	
		MHz	dBuV	dB	dBuV/m	dBuV/m	dB	cm	degree	Comment
1	*	10620.00	30.51	-0.40	30.11	74.00	-43.89	peak		
2		10620.00	18.42	-0.40	18.02	74.00	-55.98	peak		

**REMARKS:**

- (1) Measurement Value = Reading Level + Correct Factor.
- (2) Margin Level = Measurement Value - Limit Value.

Test Mode	IEEE 802.11ax (HE40)	Test Date	2024/5/2
Test Frequency	5510MHz	Polarization	Vertical

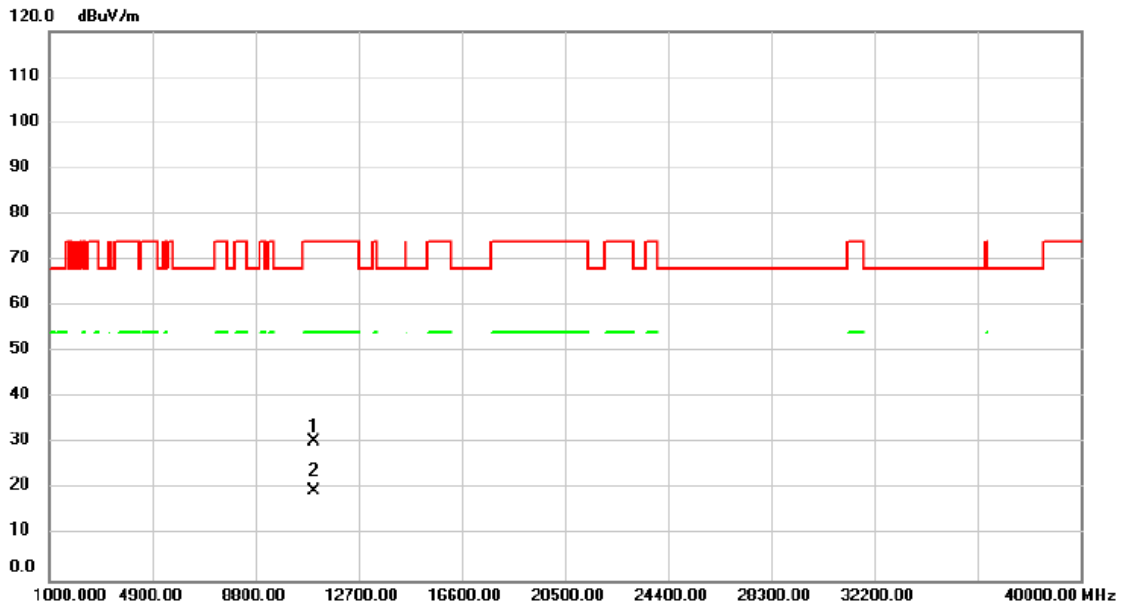


No.	Mk.	Freq. MHz	Reading Level dBuV	Correct Factor dB	Measure- ment dBuV/m	Limit dBuV/m	Margin dB	Detector	Antenna Height cm	Table Degree	Comment
1		11020.00	31.66	-0.22	31.44	74.00	-42.56	peak			
2	*	11020.00	19.85	-0.22	19.63	54.00	-34.37	AVG			

**REMARKS:**

- (1) Measurement Value = Reading Level + Correct Factor.
- (2) Margin Level = Measurement Value - Limit Value.

Test Mode	IEEE 802.11ax (HE40)	Test Date	2024/5/2
Test Frequency	5510MHz	Polarization	Horizontal

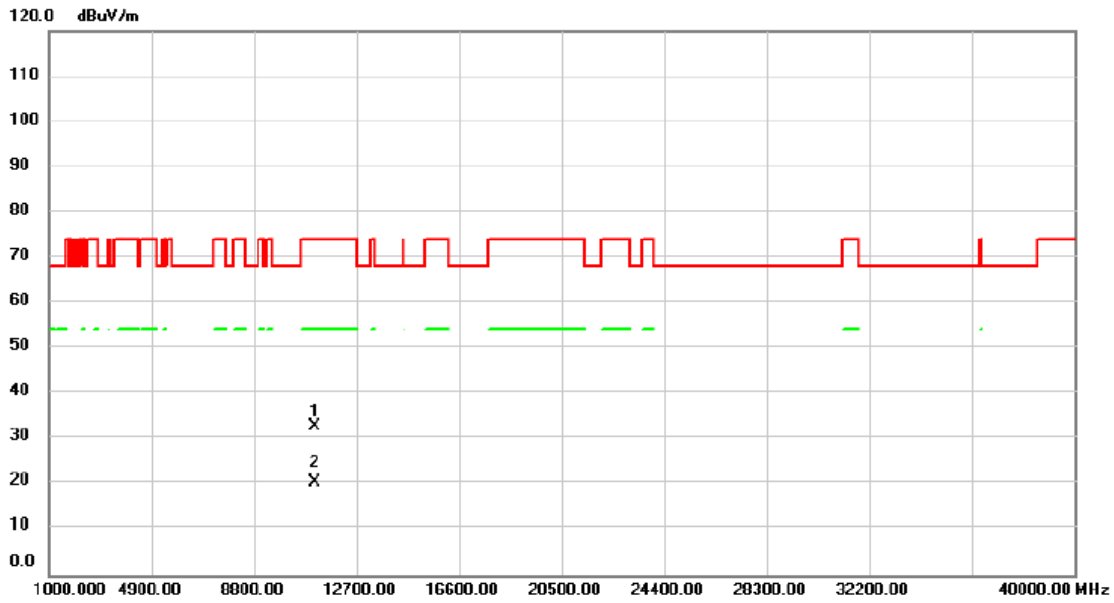


No.	Mk.	Freq.	Reading Level	Correct Factor	Measurement	Limit	Margin	Antenna Height	Table Degree	
		MHz	dBuV	dB	dBuV/m	dBuV/m	dB	cm	degree	Comment
1		11020.00	30.70	-0.22	30.48	74.00	-43.52			peak
2	*	11020.00	19.78	-0.22	19.56	54.00	-34.44			AVG

REMARKS:

- (1) Measurement Value = Reading Level + Correct Factor.
- (2) Margin Level = Measurement Value - Limit Value.

Test Mode	IEEE 802.11ax (HE40)	Test Date	2024/5/2
Test Frequency	5550MHz	Polarization	Vertical

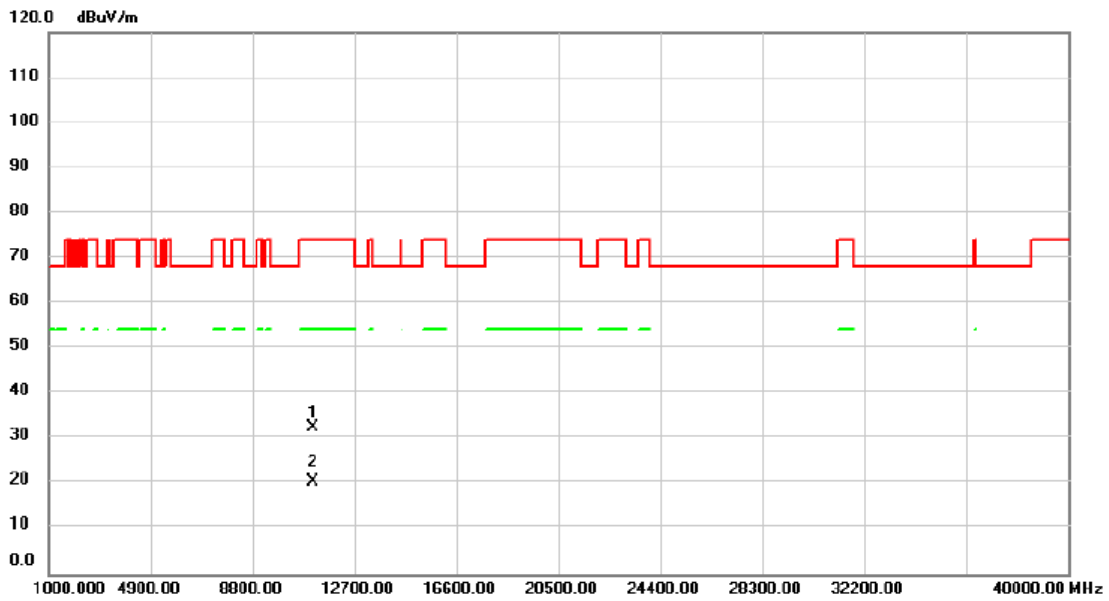


No. Mk.	Freq. MHz	Reading Level dBuV	Correct Factor dB	Measurement dBuV/m	Limit dBuV/m	Margin dB	Detector	Antenna Height cm	Table Degree	Comment
1	11100.00	32.88	-0.04	32.84	74.00	-41.16	peak			
2 *	11100.00	20.72	-0.04	20.68	54.00	-33.32	AVG			

**REMARKS:**

- (1) Measurement Value = Reading Level + Correct Factor.
- (2) Margin Level = Measurement Value - Limit Value.

Test Mode	IEEE 802.11ax (HE40)	Test Date	2024/5/2
Test Frequency	5550MHz	Polarization	Horizontal

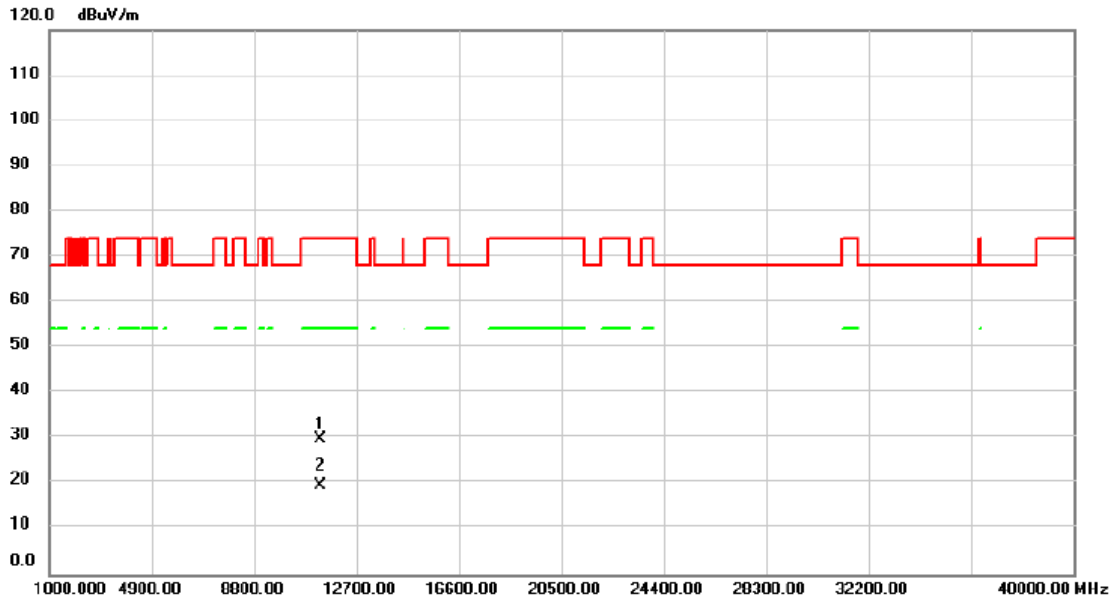


No. Mk.	Freq. MHz	Reading Level dBuV	Correct Factor dB	Measure- ment dBuV/m	Limit dBuV/m	Margin dB	Detector	Antenna Height cm	Table Degree	Comment
1	11100.00	32.45	-0.04	32.41	74.00	-41.59	peak			
2 *	11100.00	20.73	-0.04	20.69	54.00	-33.31	AVG			

**REMARKS:**

- (1) Measurement Value = Reading Level + Correct Factor.
- (2) Margin Level = Measurement Value - Limit Value.

Test Mode	IEEE 802.11ax (HE40)	Test Date	2024/5/2
Test Frequency	5670MHz	Polarization	Vertical

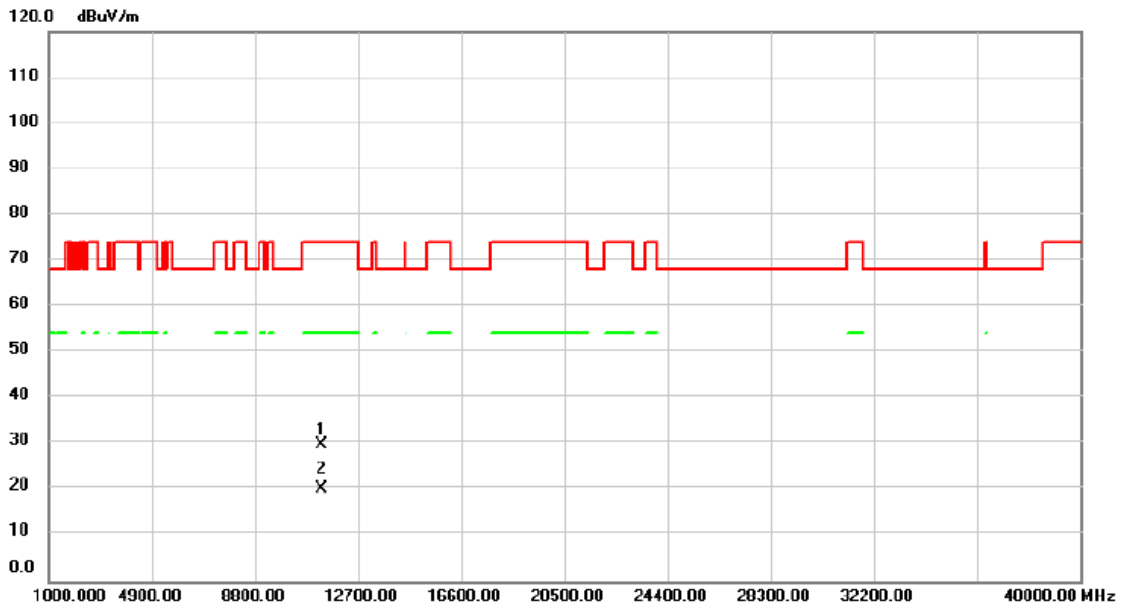


No.	Mk.	Freq.	Reading Level	Correct Factor	Measurement	Limit	Margin	Antenna Height	Table Degree	Comment
		MHz	dBuV	dB	dBuV/m	dBuV/m	dB	cm	degree	
1		11340.00	29.39	0.49	29.88	74.00	-44.12	peak		
2	*	11340.00	19.20	0.49	19.69	54.00	-34.31	AVG		

**REMARKS:**

- (1) Measurement Value = Reading Level + Correct Factor.
- (2) Margin Level = Measurement Value - Limit Value.

Test Mode	IEEE 802.11ax (HE40)	Test Date	2024/5/2
Test Frequency	5670MHz	Polarization	Horizontal

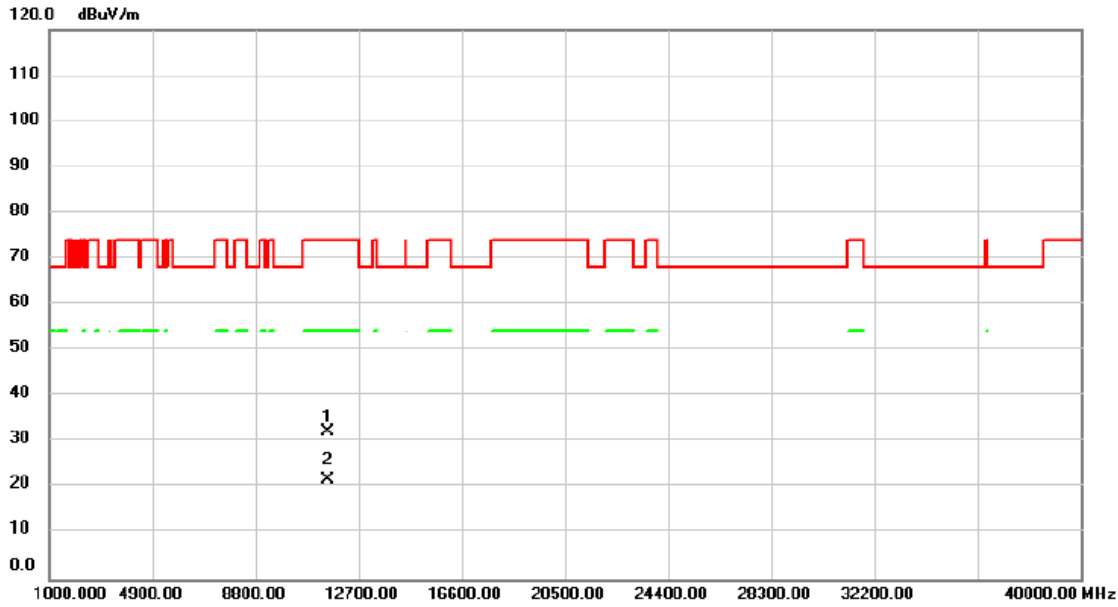


No.	Mk.	Freq.	Reading Level	Correct Factor	Measurement	Limit	Margin	Antenna Height	Table Degree	Comment
		MHz	dBuV	dB	dBuV/m	dBuV/m	dB	cm	degree	
1		11340.00	29.37	0.49	29.86	74.00	-44.14	peak		
2	*	11340.00	19.62	0.49	20.11	54.00	-33.89	AVG		

**REMARKS:**

- (1) Measurement Value = Reading Level + Correct Factor.
- (2) Margin Level = Measurement Value - Limit Value.

Test Mode	IEEE 802.11ax (HE40)	Test Date	2024/5/2
Test Frequency	5755MHz	Polarization	Vertical



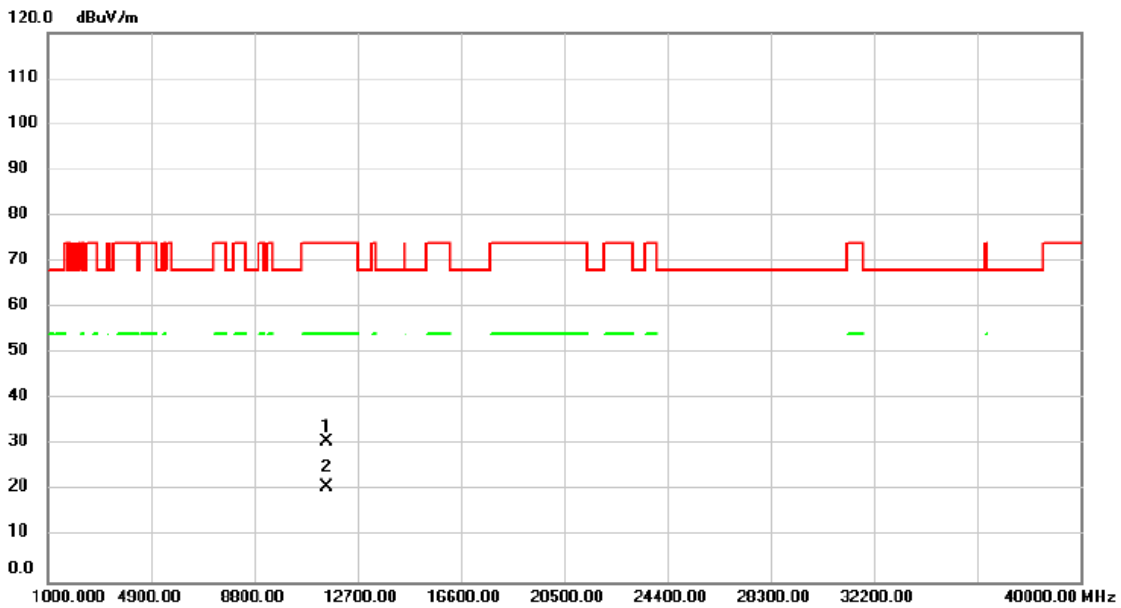
No.	Mk.	Freq.	Reading Level	Correct Factor	Measurement	Limit	Margin	Antenna Height	Table Degree	
		MHz	dBuV	dB	dBuV/m	dBuV/m	dB	cm	degree	Comment
1		11510.00	31.32	0.83	32.15	74.00	-41.85			peak
2	*	11510.00	20.81	0.83	21.64	54.00	-32.36			AVG

**REMARKS:**

- (1) Measurement Value = Reading Level + Correct Factor.
- (2) Margin Level = Measurement Value - Limit Value.



Test Mode	IEEE 802.11ax (HE40)	Test Date	2024/5/2
Test Frequency	5755MHz	Polarization	Horizontal

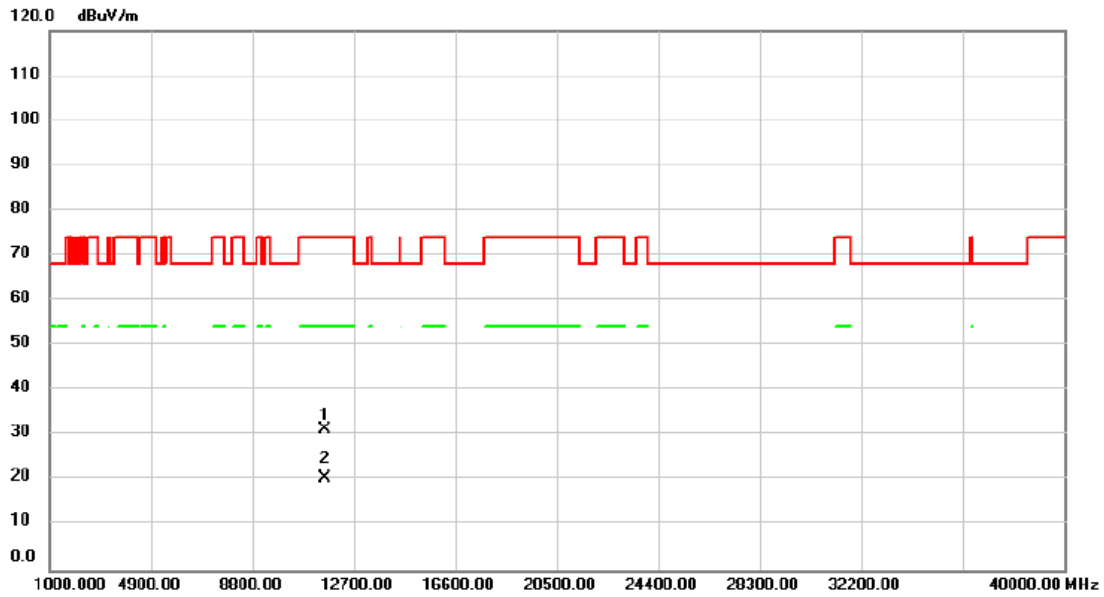


No.	Mk.	Freq. MHz	Reading Level dBuV	Correct Factor dB	Measure- ment dBuV/m	Limit dBuV/m	Margin dB	Detector	Antenna Height cm	Table Degree	Comment
1		11510.00	30.07	0.83	30.90	74.00	-43.10	peak			
2	*	11510.00	19.94	0.83	20.77	54.00	-33.23	AVG			

REMARKS:

- (1) Measurement Value = Reading Level + Correct Factor.
- (2) Margin Level = Measurement Value - Limit Value.

Test Mode	IEEE 802.11ax (HE40)	Test Date	2024/5/2
Test Frequency	5795MHz	Polarization	Vertical

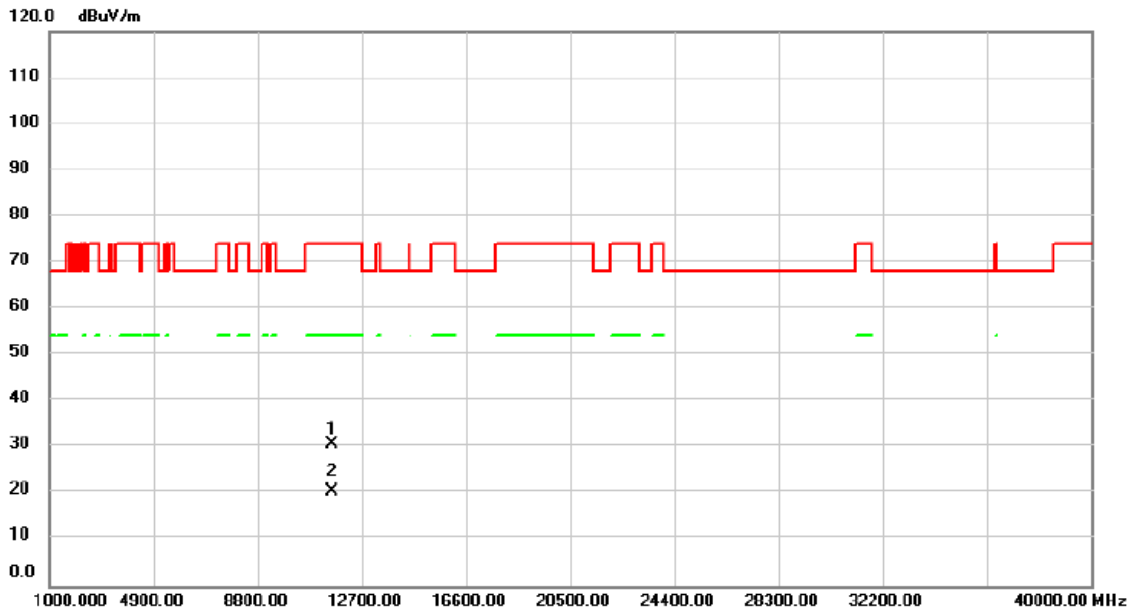


No. Mk.	Freq. MHz	Reading Level dBuV	Correct Factor dB	Measurement dBuV/m	Limit dBuV/m	Margin dB	Detector	Antenna Height cm	Table Degree	Comment
1	11590.00	30.65	0.84	31.49	74.00	-42.51	peak			
2 *	11590.00	19.67	0.84	20.51	54.00	-33.49	AVG			

**REMARKS:**

- (1) Measurement Value = Reading Level + Correct Factor.
- (2) Margin Level = Measurement Value - Limit Value.

Test Mode	IEEE 802.11ax (HE40)	Test Date	2024/5/2
Test Frequency	5795MHz	Polarization	Horizontal

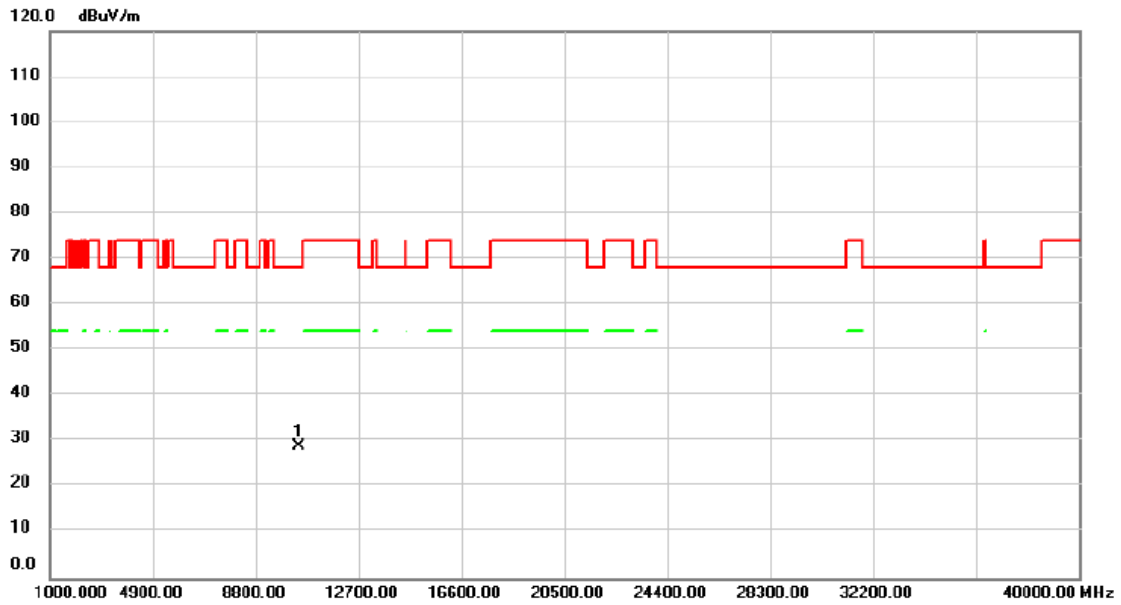


No.	Mk.	Freq. MHz	Reading Level dBuV	Correct Factor dB	Measure- ment dBuV/m	Limit dBuV/m	Margin dB	Detector	Antenna Height cm	Table Degree degree	Comment
1		11590.00	30.06	0.84	30.90	74.00	-43.10	peak			
2	*	11590.00	19.75	0.84	20.59	54.00	-33.41	AVG			

**REMARKS:**

- (1) Measurement Value = Reading Level + Correct Factor.
- (2) Margin Level = Measurement Value - Limit Value.

Test Mode	IEEE 802.11ax (HE80)	Test Date	2024/5/2
Test Frequency	5210MHz	Polarization	Vertical

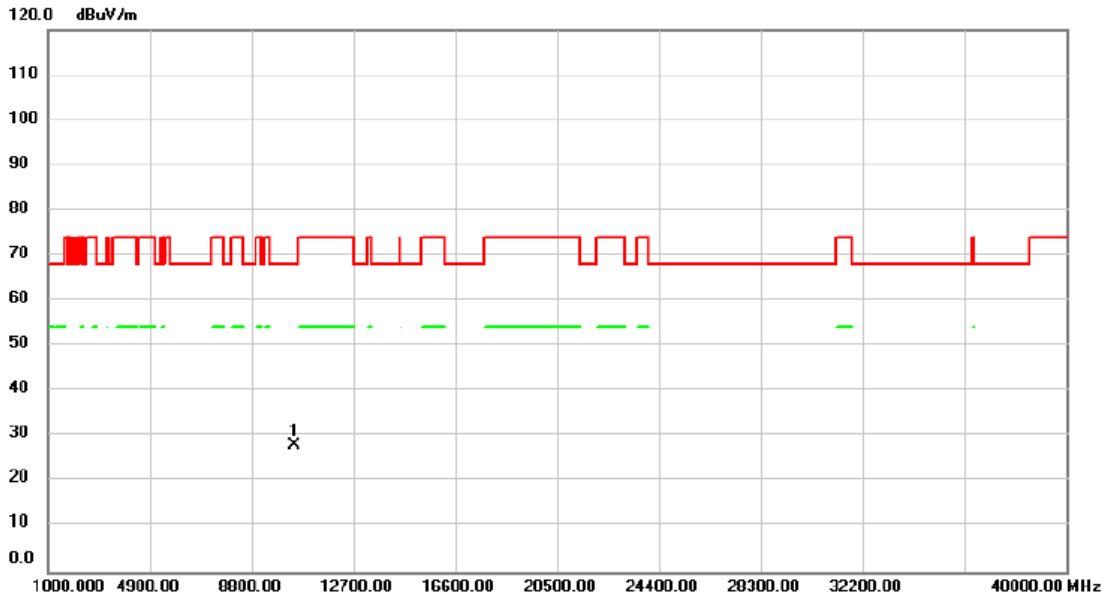


No.	Mk.	Freq.	Reading Level	Correct Factor	Measurement	Limit	Margin	Antenna Height	Table Degree	Comment
		MHz	dBuV	dB	dBuV/m	dBuV/m	dB	cm	degree	
1	*	10420.00	29.54	-0.54	29.00	68.20	-39.20	peak		

**REMARKS:**

- (1) Measurement Value = Reading Level + Correct Factor.
- (2) Margin Level = Measurement Value - Limit Value.

Test Mode	IEEE 802.11ax (HE80)	Test Date	2024/5/2
Test Frequency	5210MHz	Polarization	Horizontal

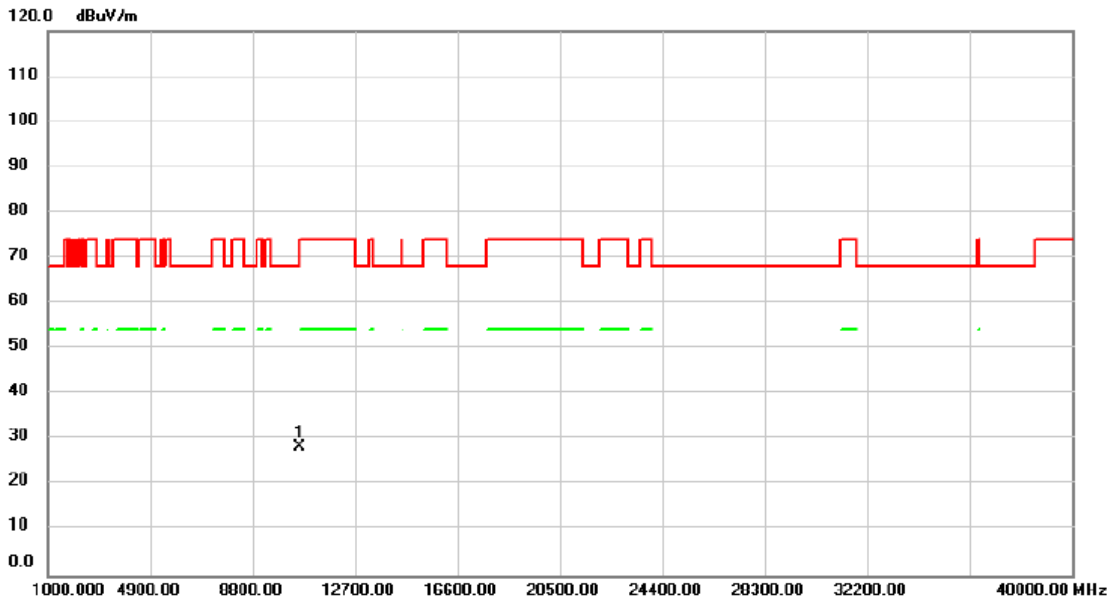


No.	Mk.	Freq.	Reading Level	Correct Factor	Measurement	Limit	Margin	Antenna Height	Table Degree	
		MHz	dBuV	dB	dBuV/m	dBuV/m	dB	cm	degree	Comment
1	*	10420.00	28.72	-0.54	28.18	68.20	-40.02			peak

**REMARKS:**

- (1) Measurement Value = Reading Level + Correct Factor.
- (2) Margin Level = Measurement Value - Limit Value.

Test Mode	IEEE 802.11ax (HE80)	Test Date	2024/5/2
Test Frequency	5290MHz	Polarization	Vertical

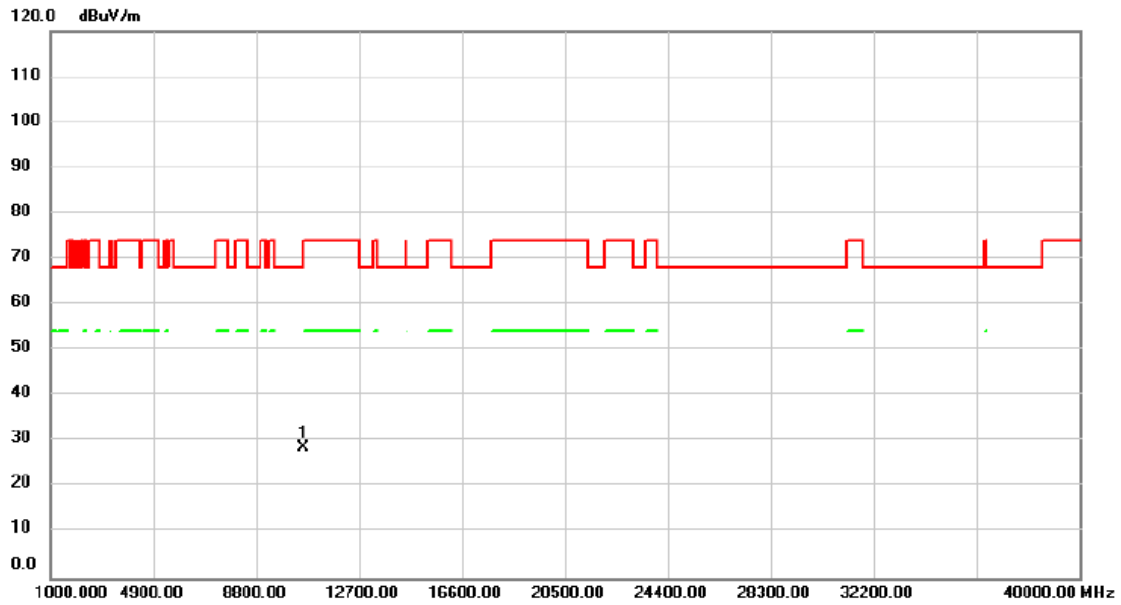


No.	Mk.	Freq.	Reading Level	Correct Factor	Measurement	Limit	Margin	Antenna Height	Table Degree	
		MHz	dBuV	dB	dBuV/m	dBuV/m	dB	cm	degree	Comment
1	*	10580.00	28.75	-0.42	28.33	68.20	-39.87			peak

**REMARKS:**

- (1) Measurement Value = Reading Level + Correct Factor.
- (2) Margin Level = Measurement Value - Limit Value.

Test Mode	IEEE 802.11ax (HE80)	Test Date	2024/5/2
Test Frequency	5290MHz	Polarization	Horizontal

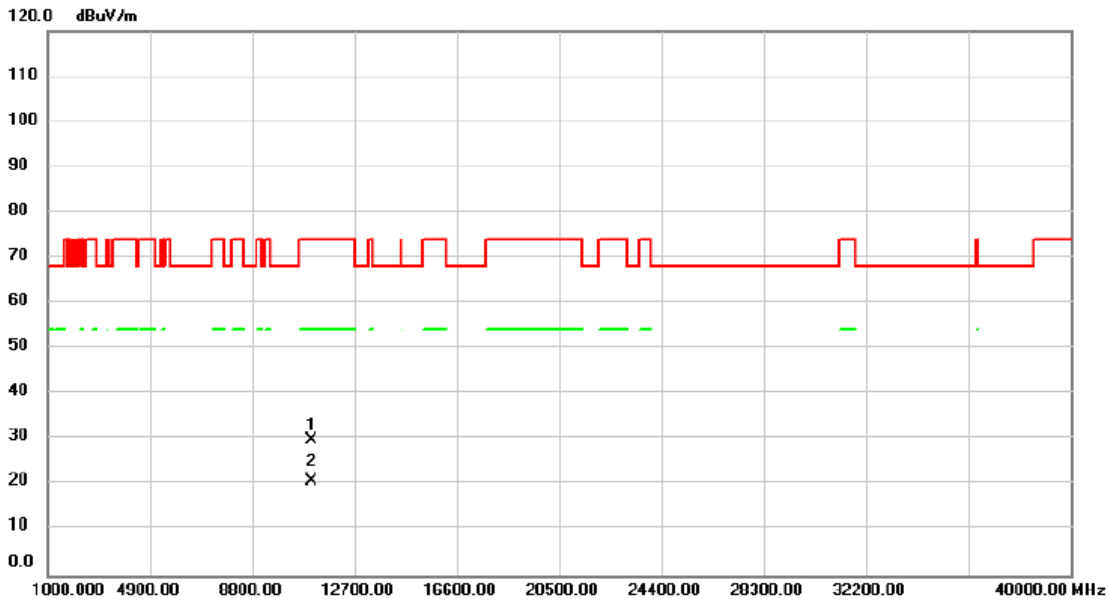


No.	Mk.	Freq.	Reading Level	Correct Factor	Measurement	Limit	Margin	Antenna Height	Table Degree	Comment
		MHz	dBuV	dB	dBuV/m	dBuV/m	dB	cm	degree	
1	*	10580.00	29.19	-0.42	28.77	68.20	-39.43	peak		

**REMARKS:**

- (1) Measurement Value = Reading Level + Correct Factor.
- (2) Margin Level = Measurement Value - Limit Value.

Test Mode	IEEE 802.11ax (HE80)	Test Date	2024/5/2
Test Frequency	5530MHz	Polarization	Vertical



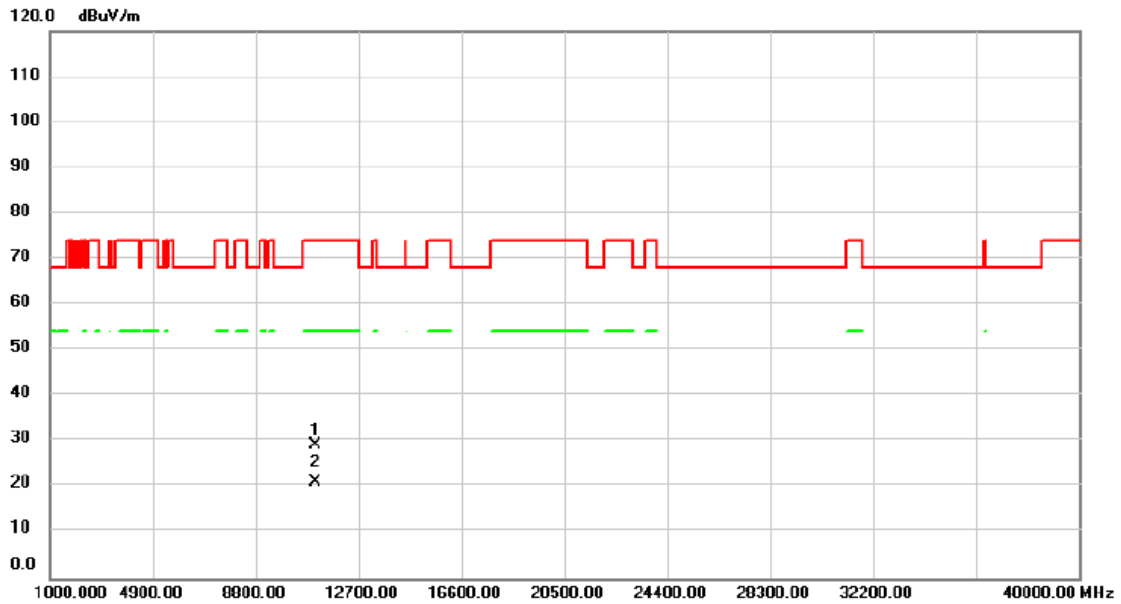
No. Mk.	Freq. MHz	Reading Level dBuV	Correct Factor dB	Measurement dBuV/m	Limit dBuV/m	Margin dB	Detector	Antenna Height cm	Table Degree	Comment
1	11060.00	29.84	-0.13	29.71	74.00	-44.29	peak			
2 *	11060.00	20.90	-0.13	20.77	54.00	-33.23	AVG			

**REMARKS:**

- (1) Measurement Value = Reading Level + Correct Factor.
- (2) Margin Level = Measurement Value - Limit Value.



Test Mode	IEEE 802.11ax (HE80)	Test Date	2024/5/2
Test Frequency	5530MHz	Polarization	Horizontal

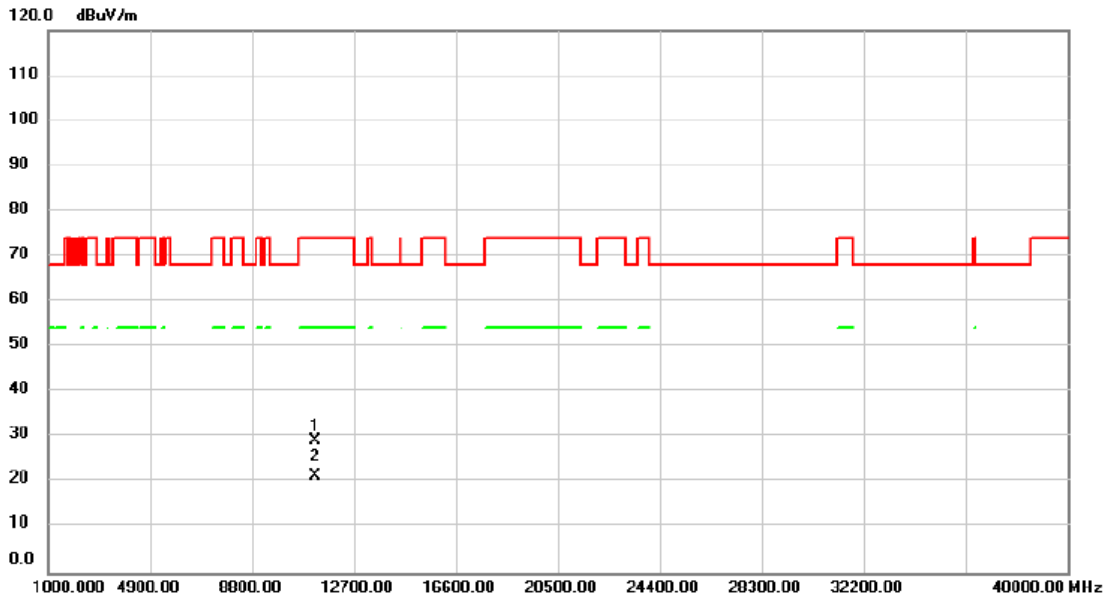


No.	Mk.	Freq.	Reading Level	Correct Factor	Measurement	Limit	Margin	Antenna Height	Table Degree	
		MHz	dBuV	dB	dBuV/m	dBuV/m	dB	cm	degree	Comment
1		11060.00	29.49	-0.13	29.36	74.00	-44.64			peak
2	*	11060.00	21.18	-0.13	21.05	54.00	-32.95			AVG

**REMARKS:**

- (1) Measurement Value = Reading Level + Correct Factor.
- (2) Margin Level = Measurement Value - Limit Value.

Test Mode	IEEE 802.11ax (HE80)	Test Date	2024/5/2
Test Frequency	5610MHz	Polarization	Vertical

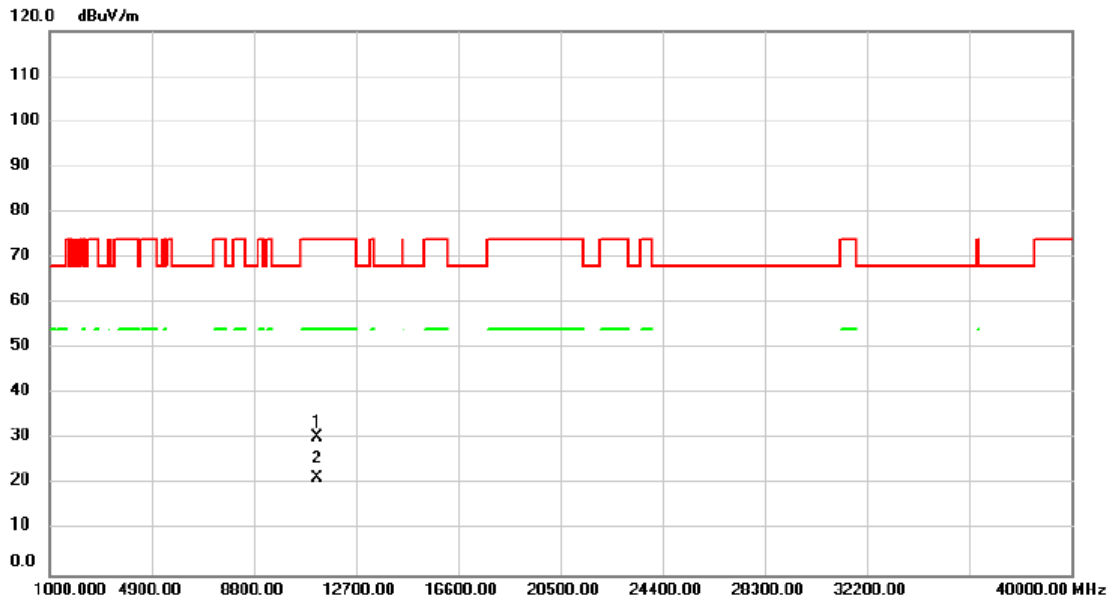


No.	Mk.	Freq.	Reading Level	Correct Factor	Measurement	Limit	Margin	Antenna Height	Table Degree	
		MHz	dBuV	dB	dBuV/m	dBuV/m	dB	cm	degree	Comment
1		11220.00	29.06	0.22	29.28	74.00	-44.72			peak
2	*	11220.00	21.22	0.22	21.44	54.00	-32.56			AVG

**REMARKS:**

- (1) Measurement Value = Reading Level + Correct Factor.
- (2) Margin Level = Measurement Value - Limit Value.

Test Mode	IEEE 802.11ax (HE80)	Test Date	2024/5/2
Test Frequency	5610MHz	Polarization	Horizontal

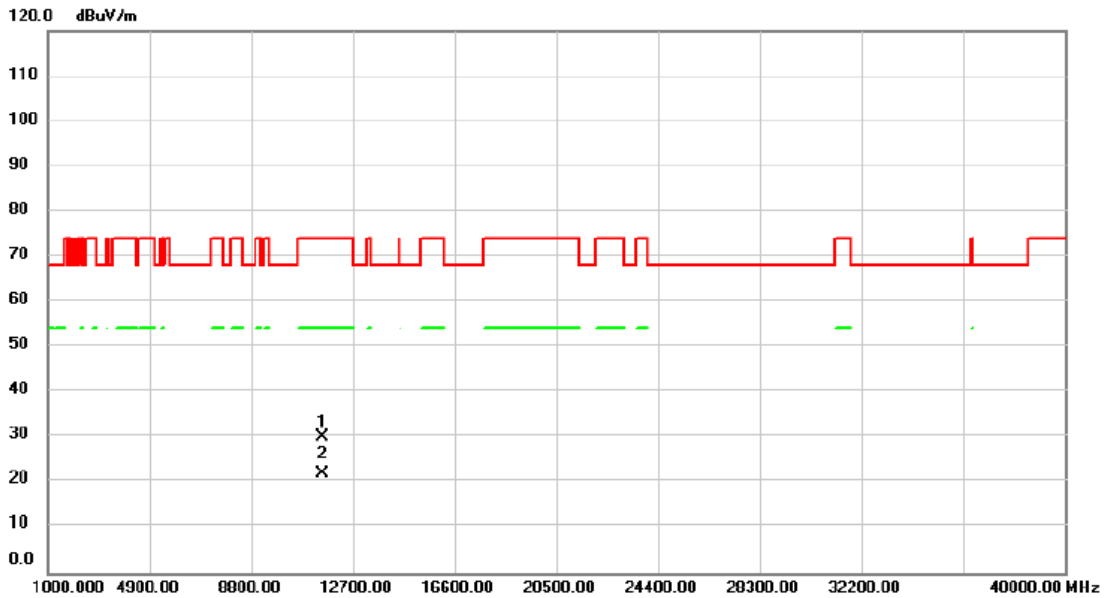


No.	Mk.	Freq.	Reading Level	Correct Factor	Measurement	Limit	Margin	Antenna Height	Table Degree	
		MHz	dBuV	dB	dBuV/m	dBuV/m	dB	cm	degree	Comment
1		11220.00	30.12	0.22	30.34	74.00	-43.66			peak
2	*	11220.00	21.09	0.22	21.31	54.00	-32.69			AVG

**REMARKS:**

- (1) Measurement Value = Reading Level + Correct Factor.
- (2) Margin Level = Measurement Value - Limit Value.

Test Mode	IEEE 802.11ax (HE80)	Test Date	2024/5/2
Test Frequency	5775MHz	Polarization	Vertical

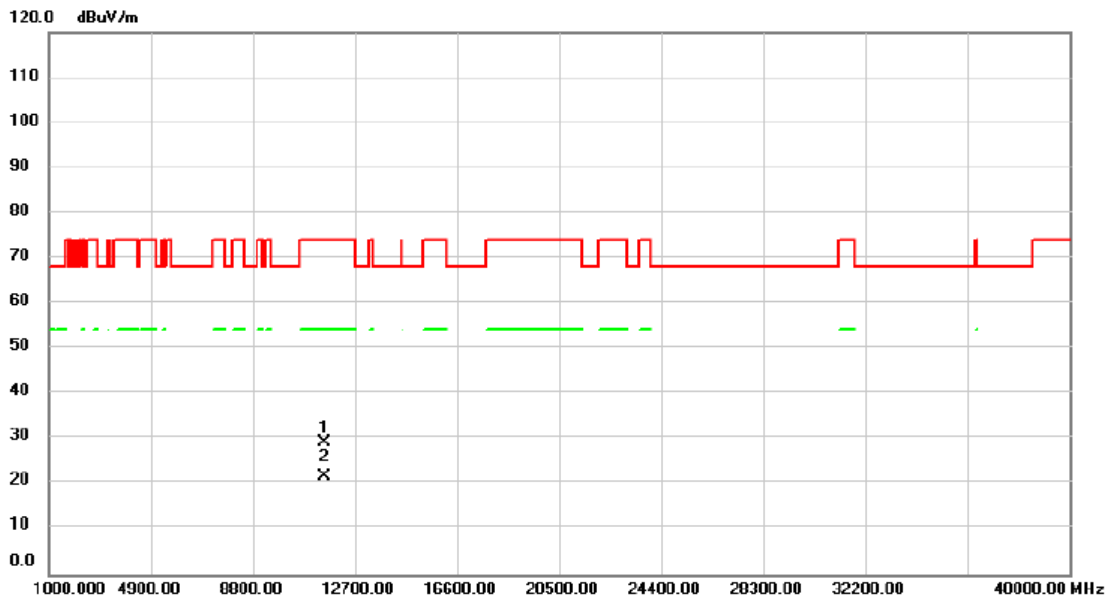


No.	Mk.	Freq.	Reading Level	Correct Factor	Measurement	Limit	Margin	Antenna Height	Table Degree	
		MHz	dBuV	dB	dBuV/m	dBuV/m	dB	cm	degree	Comment
1		11550.00	29.33	0.84	30.17	74.00	-43.83			peak
2	*	11550.00	21.28	0.84	22.12	54.00	-31.88			AVG

**REMARKS:**

- (1) Measurement Value = Reading Level + Correct Factor.
- (2) Margin Level = Measurement Value - Limit Value.

Test Mode	IEEE 802.11ax (HE80)	Test Date	2024/5/2
Test Frequency	5775MHz	Polarization	Horizontal

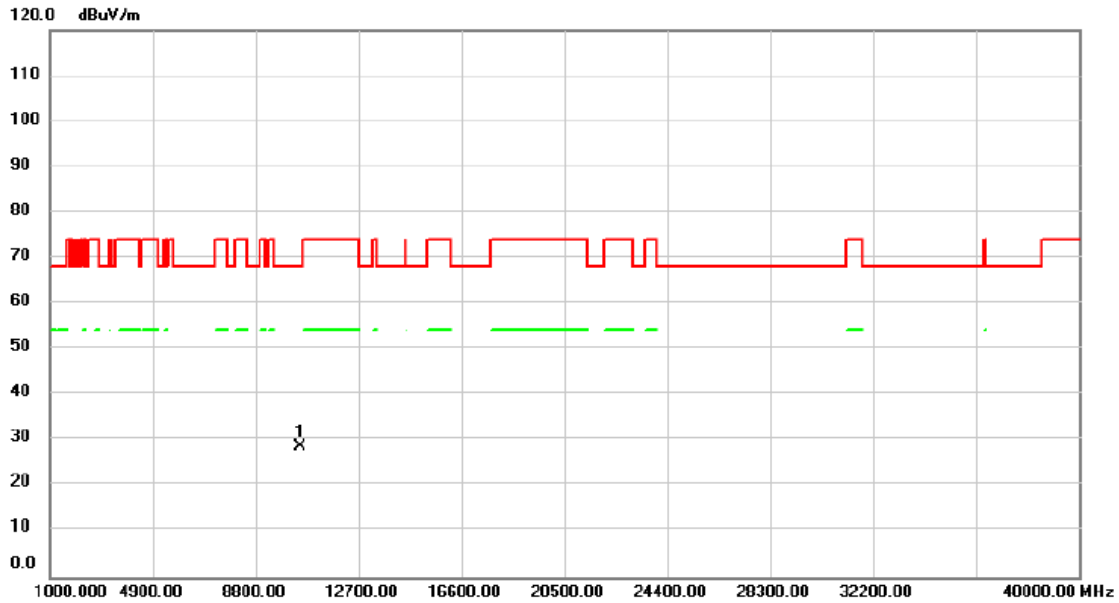


No. Mk.	Freq. MHz	Reading Level dBuV	Correct Factor dB	Measure- ment dBuV/m	Limit dBuV/m	Margin dB	Detector	Antenna Height cm	Table Degree degree	Comment
1	11550.00	28.48	0.84	29.32	74.00	-44.68	peak			
2 *	11550.00	20.98	0.84	21.82	54.00	-32.18	AVG			

**REMARKS:**

- (1) Measurement Value = Reading Level + Correct Factor.
- (2) Margin Level = Measurement Value - Limit Value.

Test Mode	IEEE 802.11ax (HE160)	Test Date	2024/5/2
Test Frequency	5250MHz	Polarization	Vertical

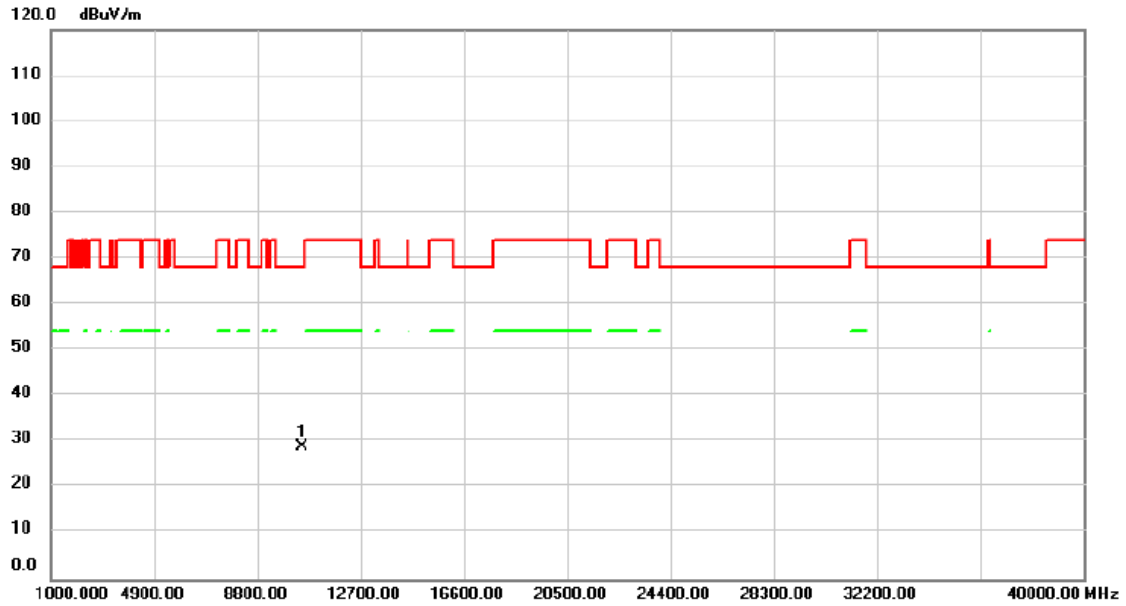


No.	Mk.	Freq.	Reading Level	Correct Factor	Measurement	Limit	Margin	Antenna Height	Table Degree	
		MHz	dBuV	dB	dBuV/m	dBuV/m	dB	cm	degree	Comment
1	*	10500.00	29.07	-0.45	28.62	68.20	-39.58			peak

**REMARKS:**

- (1) Measurement Value = Reading Level + Correct Factor.
- (2) Margin Level = Measurement Value - Limit Value.

Test Mode	IEEE 802.11ax (HE160)	Test Date	2024/5/2
Test Frequency	5250MHz	Polarization	Horizontal

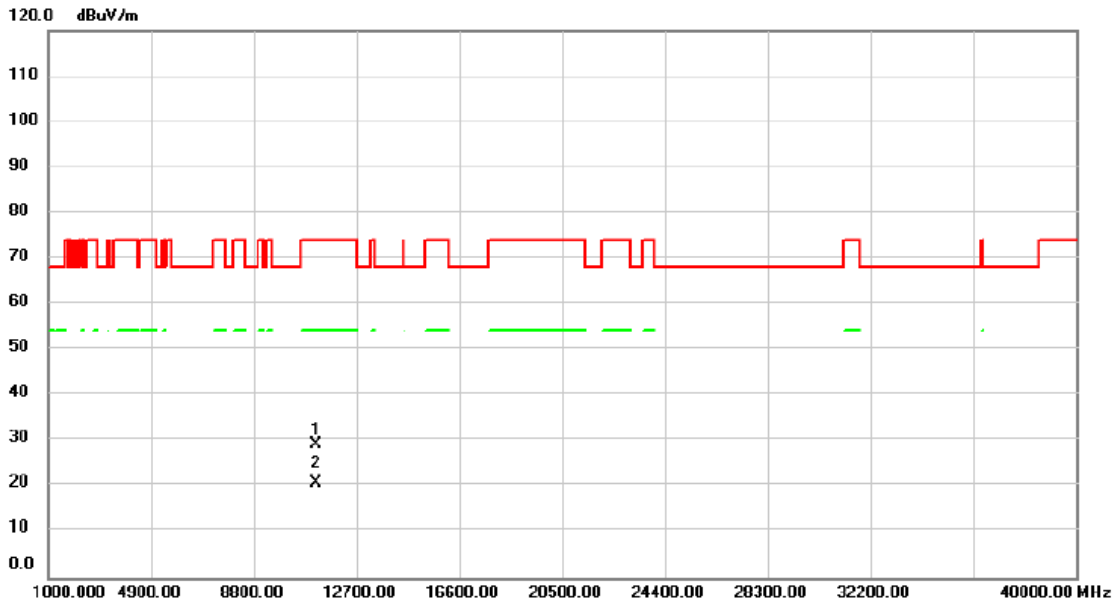


No.	Mk.	Freq.	Reading Level	Correct Factor	Measurement	Limit	Margin	Antenna Height	Table Degree	
		MHz	dBuV	dB	dBuV/m	dBuV/m	dB	cm	degree	Comment
1	*	10500.00	29.27	-0.45	28.82	68.20	-39.38			peak

**REMARKS:**

- (1) Measurement Value = Reading Level + Correct Factor.
- (2) Margin Level = Measurement Value - Limit Value.

Test Mode	IEEE 802.11ax (HE160)	Test Date	2024/5/2
Test Frequency	5570MHz	Polarization	Vertical



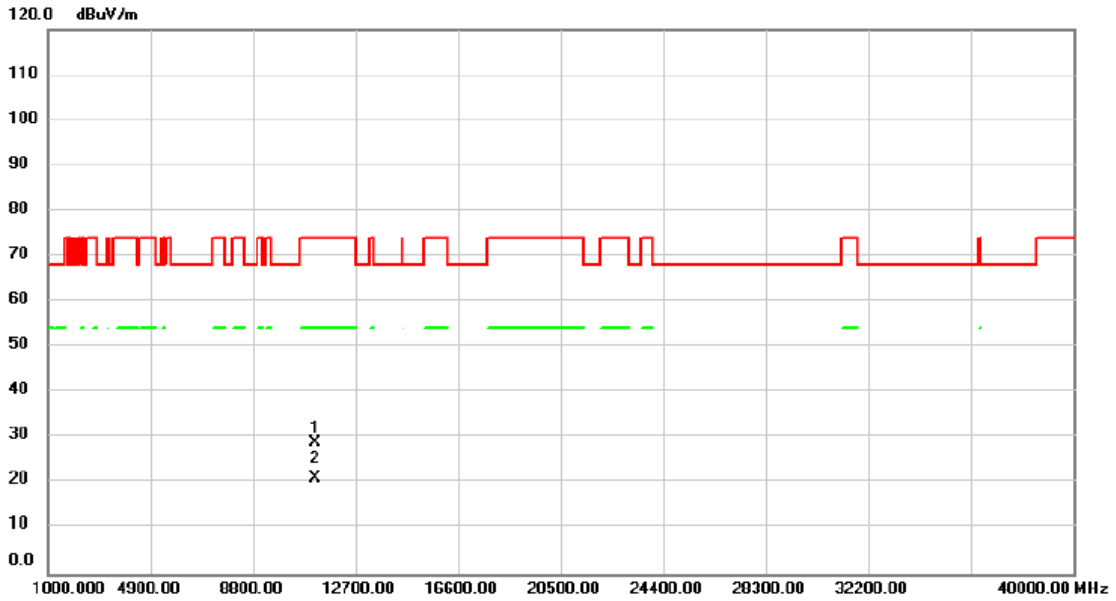
No.	Mk.	Freq.	Reading Level	Correct Factor	Measurement	Limit	Margin	Antenna Height	Table Degree	Comment
		MHz	dBuV	dB	dBuV/m	dBuV/m	dB	cm	degree	
1		11140.00	29.30	0.03	29.33	74.00	-44.67			peak
2	*	11140.00	20.80	0.03	20.83	54.00	-33.17			AVG

**REMARKS:**

- (1) Measurement Value = Reading Level + Correct Factor.
- (2) Margin Level = Measurement Value - Limit Value.



Test Mode	IEEE 802.11ax (HE160)	Test Date	2024/5/2
Test Frequency	5570MHz	Polarization	Horizontal

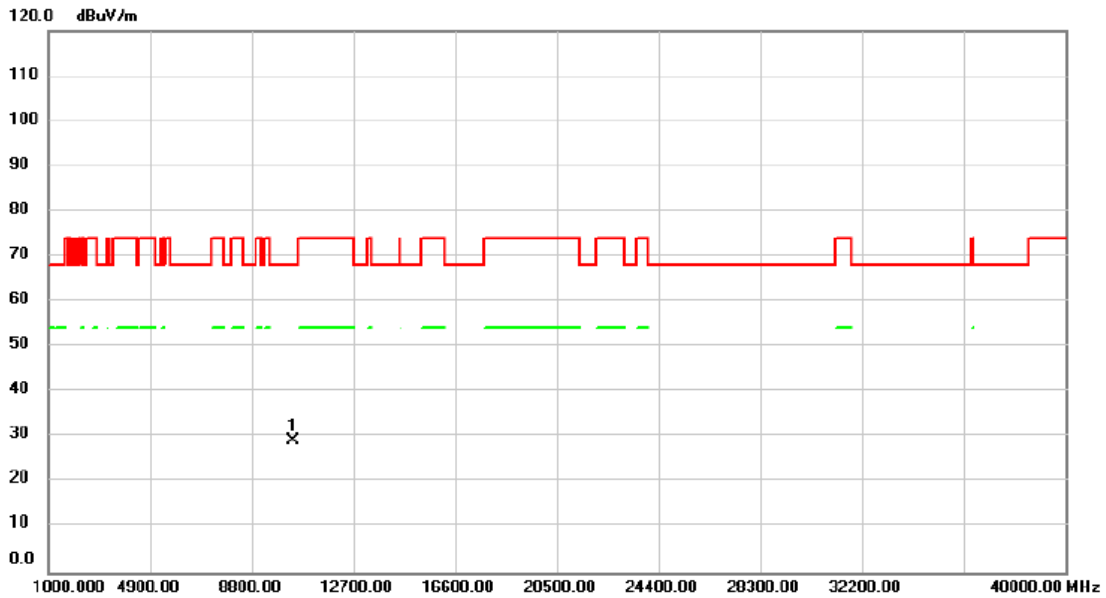


No.	Mk.	Freq.	Reading Level	Correct Factor	Measurement	Limit	Margin	Antenna Height	Table Degree	Comment
		MHz	dBuV	dB	dBuV/m	dBuV/m	dB	cm	degree	
1		11140.00	29.02	0.03	29.05	74.00	-44.95			peak
2	*	11140.00	21.07	0.03	21.10	54.00	-32.90			AVG

**REMARKS:**

- (1) Measurement Value = Reading Level + Correct Factor.
- (2) Margin Level = Measurement Value - Limit Value.

Test Mode	IEEE 802.11be (EHT20)	Test Date	2024/5/2
Test Frequency	5180MHz	Polarization	Vertical

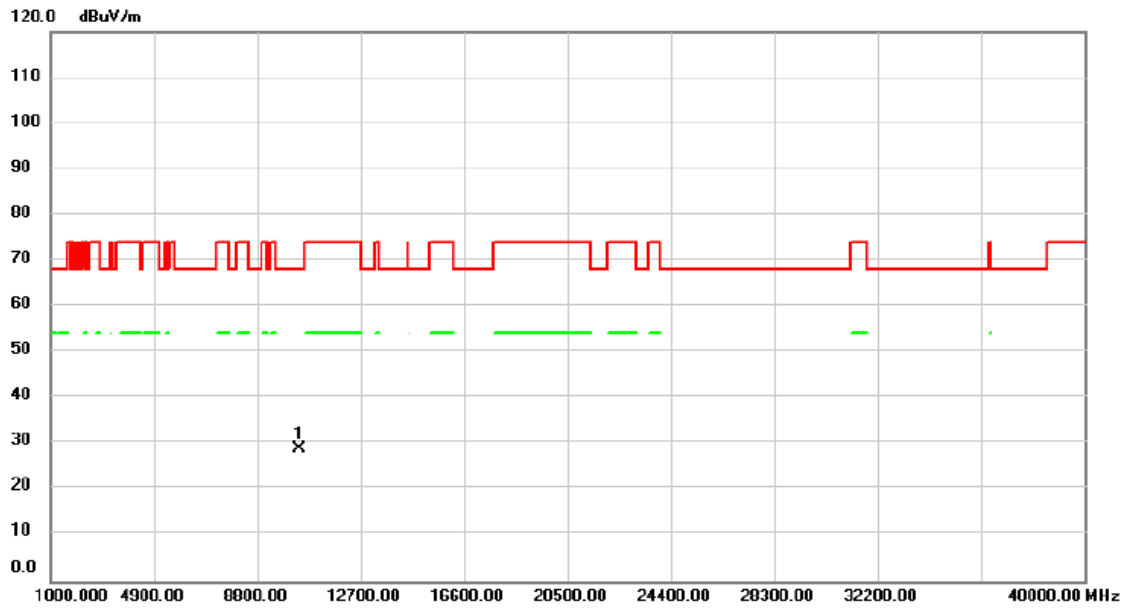


No.	Mk.	Freq.	Reading Level	Correct Factor	Measurement	Limit	Margin	Antenna Height	Table Degree	
		MHz	dBuV	dB	dBuV/m	dBuV/m	dB	cm	degree	Comment
1	*	10360.00	29.70	-0.60	29.10	68.20	-39.10			peak

**REMARKS:**

- (1) Measurement Value = Reading Level + Correct Factor.
- (2) Margin Level = Measurement Value - Limit Value.

Test Mode	IEEE 802.11be (EHT20)	Test Date	2024/5/2
Test Frequency	5180MHz	Polarization	Horizontal

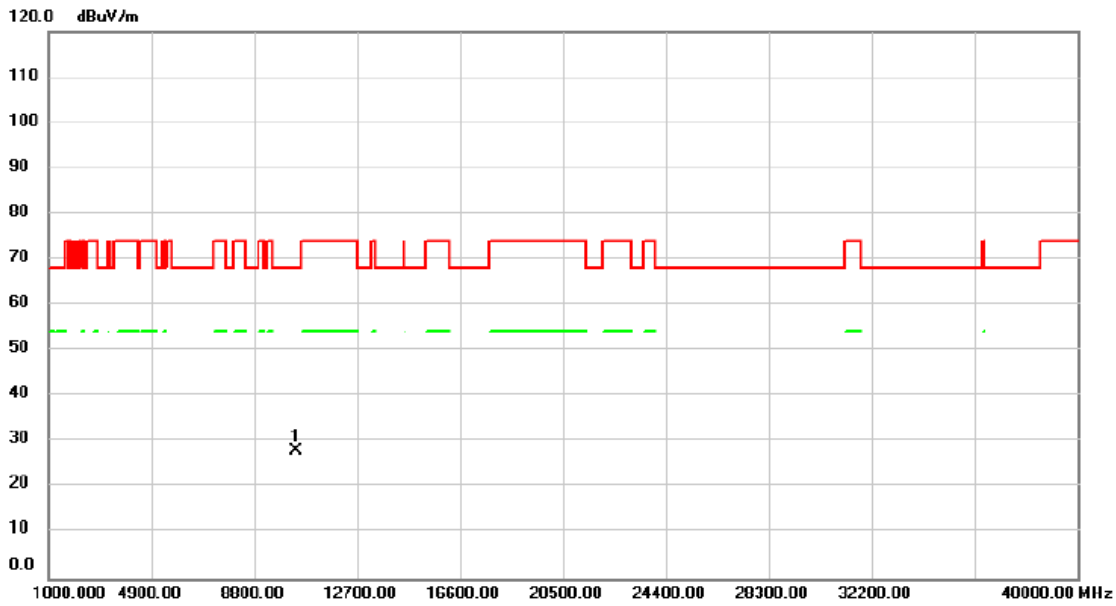


No.	Mk.	Freq.	Reading Level	Correct Factor	Measurement	Limit	Margin	Antenna Height	Table Degree	
		MHz	dBuV	dB	dBuV/m	dBuV/m	dB	cm	degree	Comment
1	*	10360.00	29.43	-0.60	28.83	68.20	-39.37			peak

**REMARKS:**

- (1) Measurement Value = Reading Level + Correct Factor.
- (2) Margin Level = Measurement Value - Limit Value.

Test Mode	IEEE 802.11be (EHT20)	Test Date	2024/5/2
Test Frequency	5200MHz	Polarization	Vertical

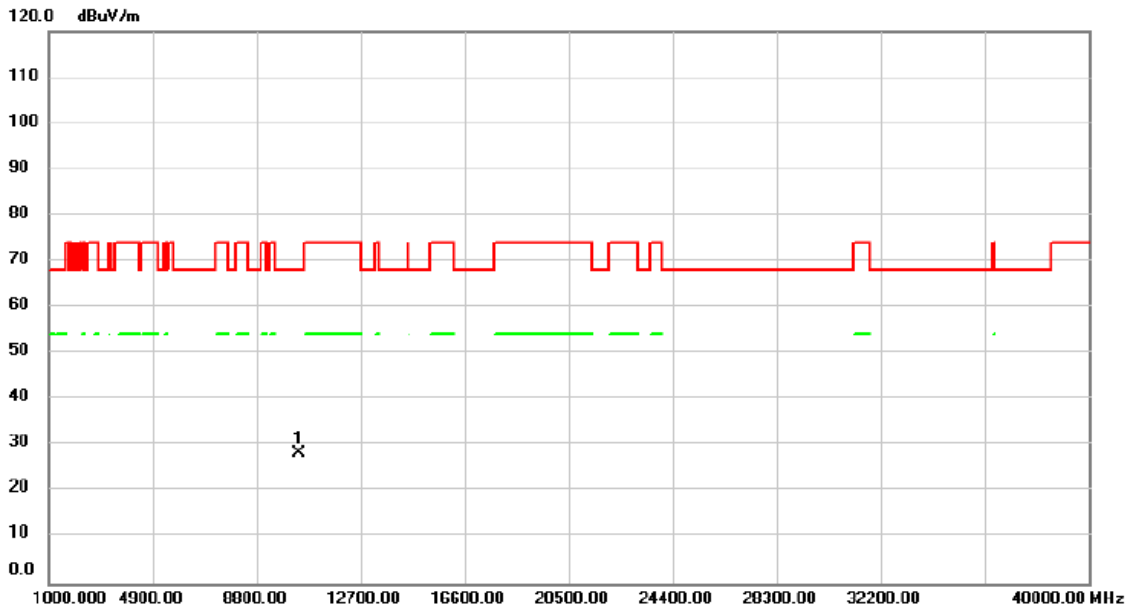


No.	Mk.	Freq.	Reading Level	Correct Factor	Measurement	Limit	Margin	Antenna Height	Table Degree	
		MHz	dBuV	dB	dBuV/m	dBuV/m	dB	cm	degree	Comment
1	*	10400.00	28.63	-0.55	28.08	68.20	-40.12			peak

**REMARKS:**

- (1) Measurement Value = Reading Level + Correct Factor.
- (2) Margin Level = Measurement Value - Limit Value.

Test Mode	IEEE 802.11be (EHT20)	Test Date	2024/5/2
Test Frequency	5200MHz	Polarization	Horizontal

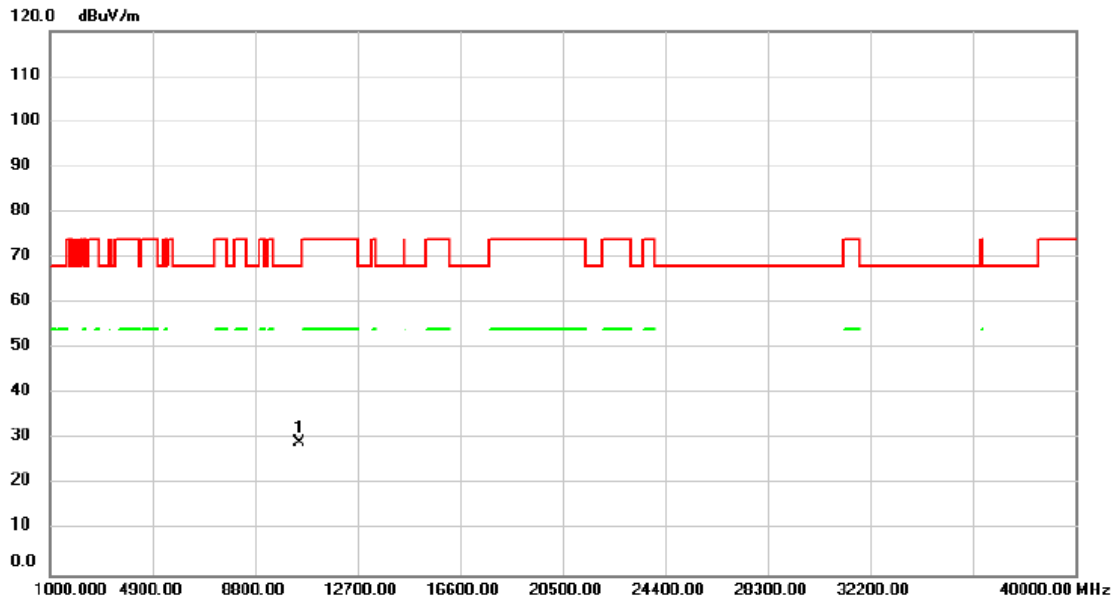


No.	Mk.	Freq.	Reading Level	Correct Factor	Measurement	Limit	Margin	Antenna Height	Table Degree	Detector	Comment
		MHz	dBuV	dB	dBuV/m	dBuV/m	dB	cm	degree		
1	*	10400.00	28.85	-0.55	28.30	68.20	-39.90			peak	

**REMARKS:**

- (1) Measurement Value = Reading Level + Correct Factor.
- (2) Margin Level = Measurement Value - Limit Value.

Test Mode	IEEE 802.11be (EHT20)	Test Date	2024/5/2
Test Frequency	5240MHz	Polarization	Vertical

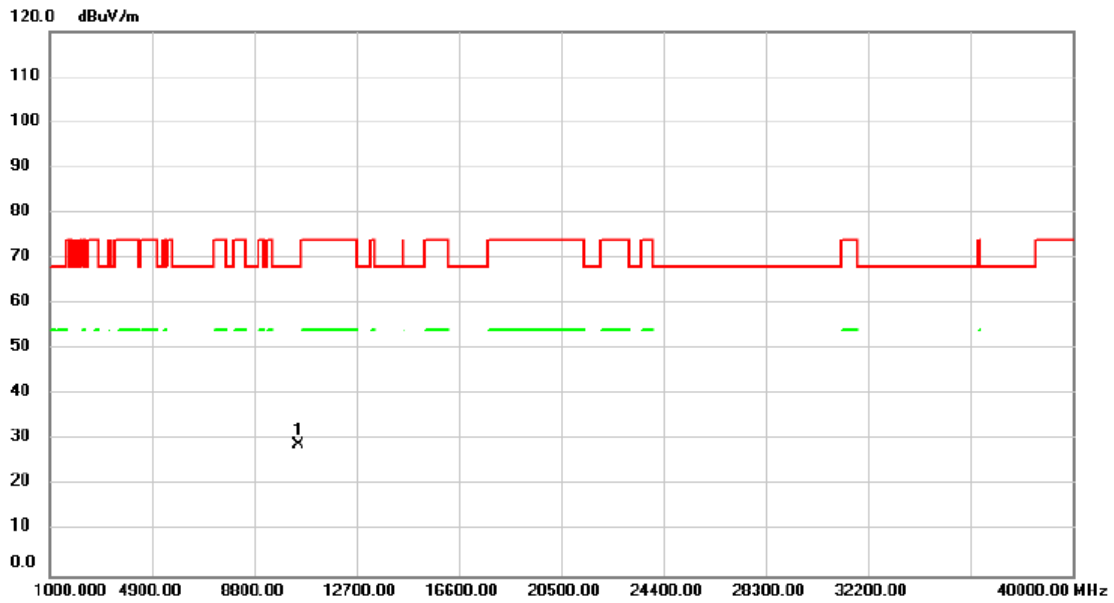


No.	Mk.	Freq.	Reading Level	Correct Factor	Measurement	Limit	Margin	Antenna Height	Table Degree	
		MHz	dBuV	dB	dBuV/m	dBuV/m	dB	cm	degree	Comment
1	*	10480.00	29.82	-0.47	29.35	68.20	-38.85			peak

**REMARKS:**

- (1) Measurement Value = Reading Level + Correct Factor.
- (2) Margin Level = Measurement Value - Limit Value.

Test Mode	IEEE 802.11be (EHT20)	Test Date	2024/5/2
Test Frequency	5240MHz	Polarization	Horizontal

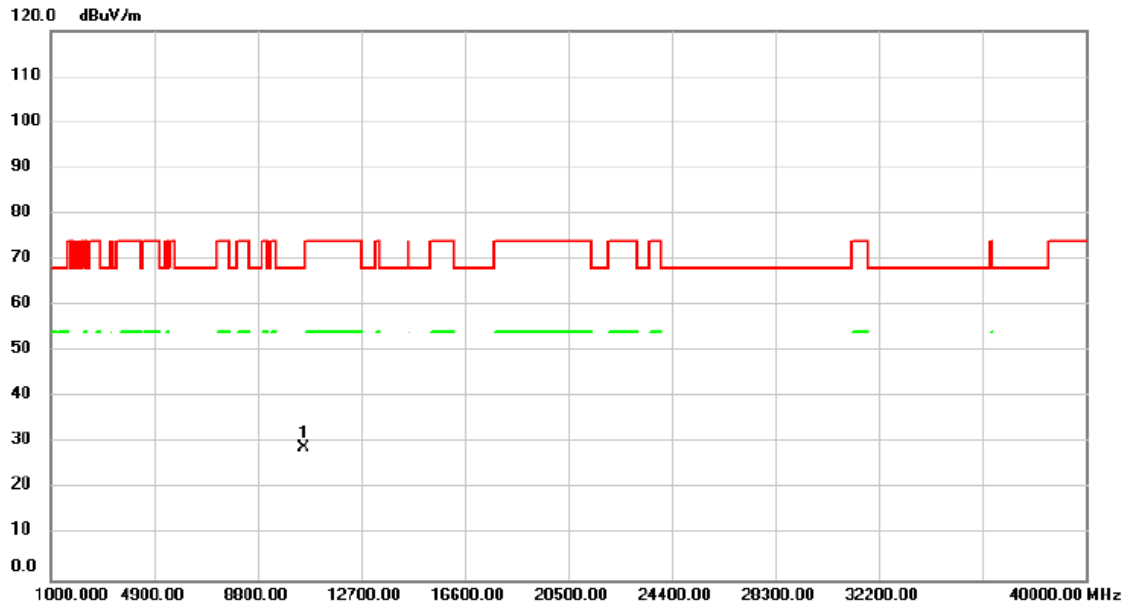


No.	Mk.	Freq.	Reading Level	Correct Factor	Measurement	Limit	Margin	Antenna Height	Table Degree	
		MHz	dBuV	dB	dBuV/m	dBuV/m	dB	cm	degree	Comment
1	*	10480.00	29.55	-0.47	29.08	68.20	-39.12			peak

**REMARKS:**

- (1) Measurement Value = Reading Level + Correct Factor.
- (2) Margin Level = Measurement Value - Limit Value.

Test Mode	IEEE 802.11be (EHT20)	Test Date	2024/5/2
Test Frequency	5260MHz	Polarization	Vertical



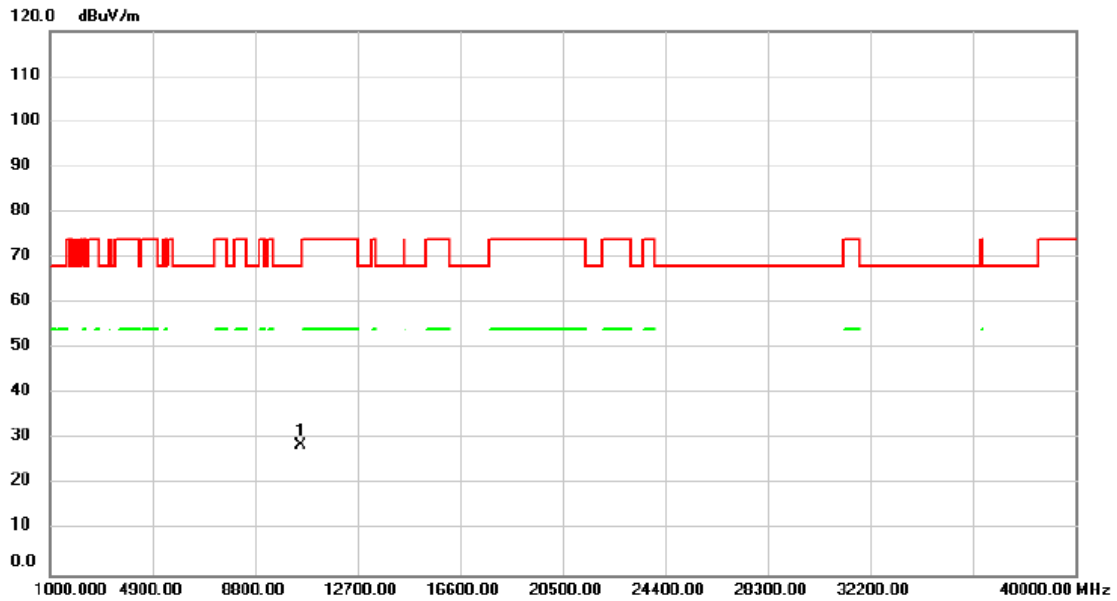
No.	Mk.	Freq.	Reading Level	Correct Factor	Measurement	Limit	Margin	Antenna Height	Table Degree	
		MHz	dBuV	dB	dBuV/m	dBuV/m	dB	cm	degree	Comment
1	*	10520.00	29.46	-0.44	29.02	68.20	-39.18			peak

**REMARKS:**

- (1) Measurement Value = Reading Level + Correct Factor.
- (2) Margin Level = Measurement Value - Limit Value.



Test Mode	IEEE 802.11be (EHT20)	Test Date	2024/5/2
Test Frequency	5260MHz	Polarization	Horizontal

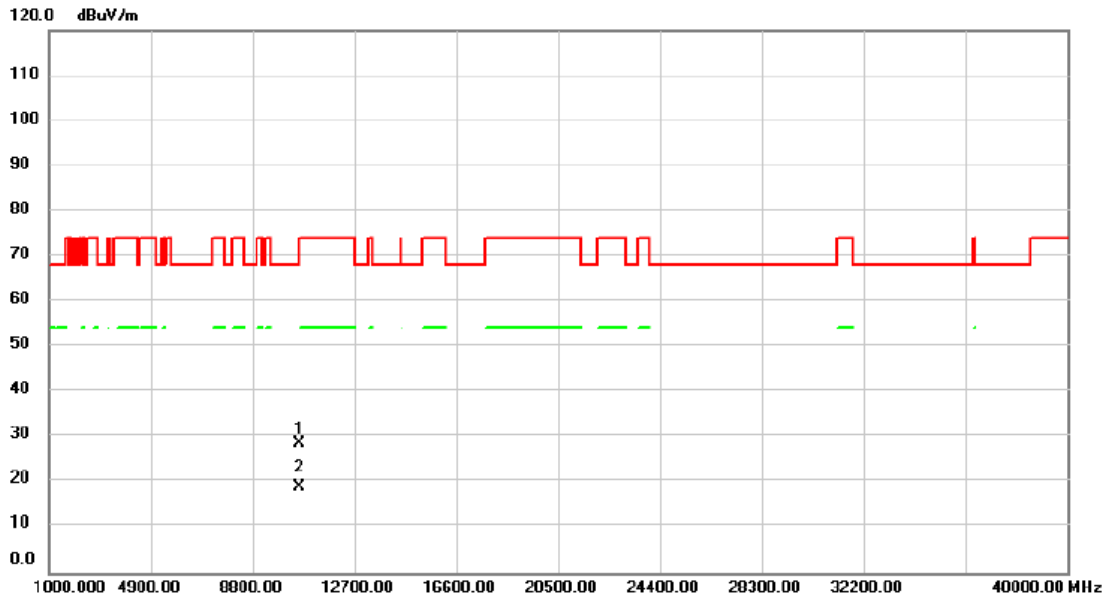


No.	Mk.	Freq.	Reading Level	Correct Factor	Measurement	Limit	Margin	Antenna Height	Table Degree	Comment
		MHz	dBuV	dB	dBuV/m	dBuV/m	dB	cm	degree	
1	*	10520.00	29.10	-0.44	28.66	68.20	-39.54	peak		

**REMARKS:**

- (1) Measurement Value = Reading Level + Correct Factor.
- (2) Margin Level = Measurement Value - Limit Value.

Test Mode	IEEE 802.11be (EHT20)	Test Date	2024/5/2
Test Frequency	5300MHz	Polarization	Vertical

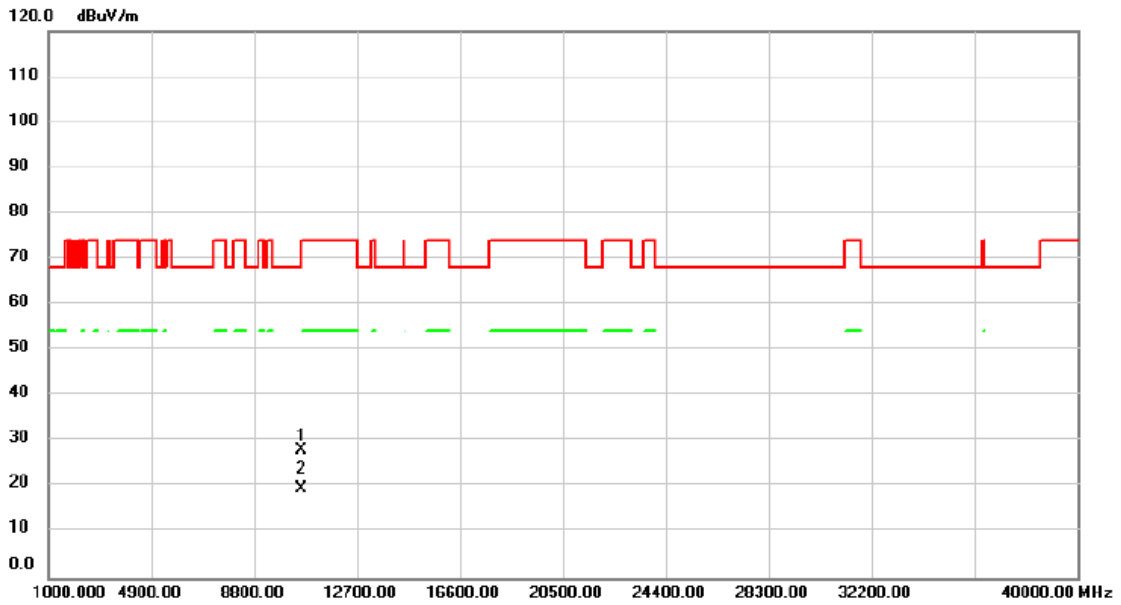


No.	Mk.	Freq.	Reading Level	Correct Factor	Measurement	Limit	Margin	Antenna Height	Table Degree	
		MHz	dBuV	dB	dBuV/m	dBuV/m	dB	cm	degree	Comment
1		10600.00	28.95	-0.41	28.54	68.20	-39.66			peak
2	*	10600.00	19.61	-0.41	19.20	54.00	-34.80			AVG

**REMARKS:**

- (1) Measurement Value = Reading Level + Correct Factor.
- (2) Margin Level = Measurement Value - Limit Value.

Test Mode	IEEE 802.11be (EHT20)	Test Date	2024/5/2
Test Frequency	5300MHz	Polarization	Horizontal

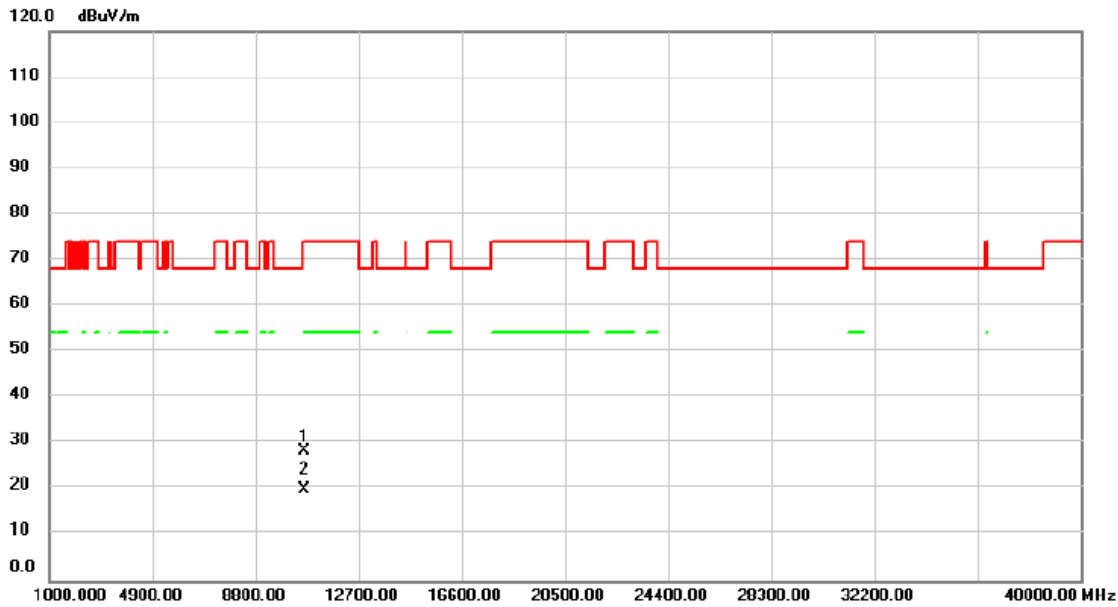


No.	Mk.	Freq.	Reading Level	Correct Factor	Measurement	Limit	Margin	Antenna Height	Table Degree	Comment
		MHz	dBuV	dB	dBuV/m	dBuV/m	dB	cm	degree	
1		10600.00	28.49	-0.41	28.08	68.20	-40.12			peak
2	*	10600.00	19.97	-0.41	19.56	54.00	-34.44			AVG

**REMARKS:**

- (1) Measurement Value = Reading Level + Correct Factor.
- (2) Margin Level = Measurement Value - Limit Value.

Test Mode	IEEE 802.11be (EHT20)	Test Date	2024/5/2
Test Frequency	5320MHz	Polarization	Vertical

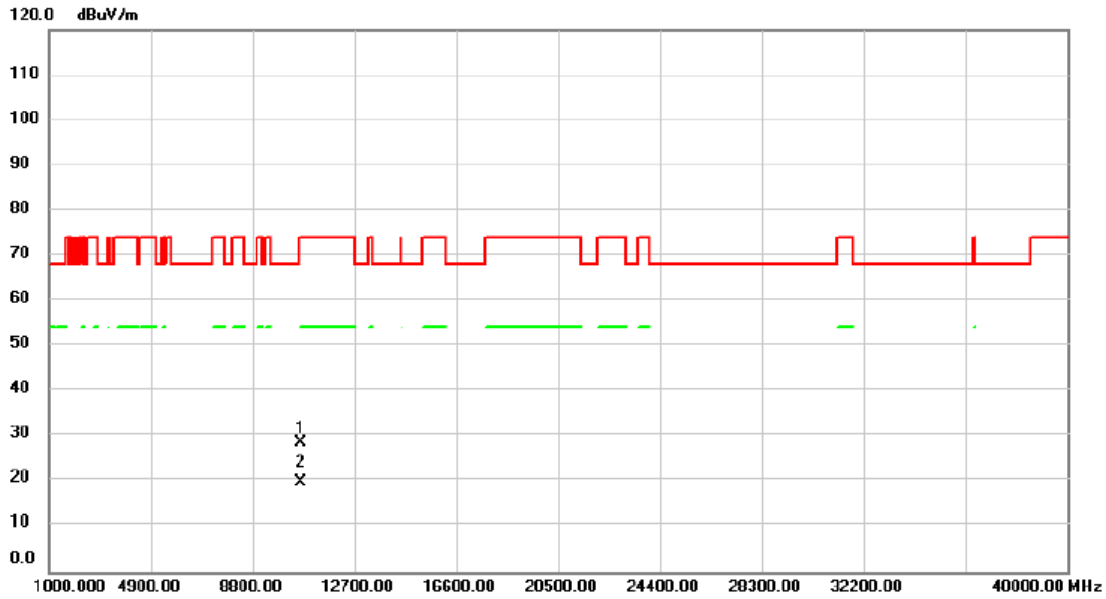


No.	Mk.	Freq.	Reading Level	Correct Factor	Measurement	Limit	Margin	Antenna Height	Table Degree	
		MHz	dBuV	dB	dBuV/m	dBuV/m	dB	cm	degree	Comment
1		10640.00	28.65	-0.41	28.24	74.00	-45.76			peak
2	*	10640.00	20.25	-0.41	19.84	54.00	-34.16			AVG

**REMARKS:**

- (1) Measurement Value = Reading Level + Correct Factor.
- (2) Margin Level = Measurement Value - Limit Value.

Test Mode	IEEE 802.11be (EHT20)	Test Date	2024/5/2
Test Frequency	5320MHz	Polarization	Horizontal

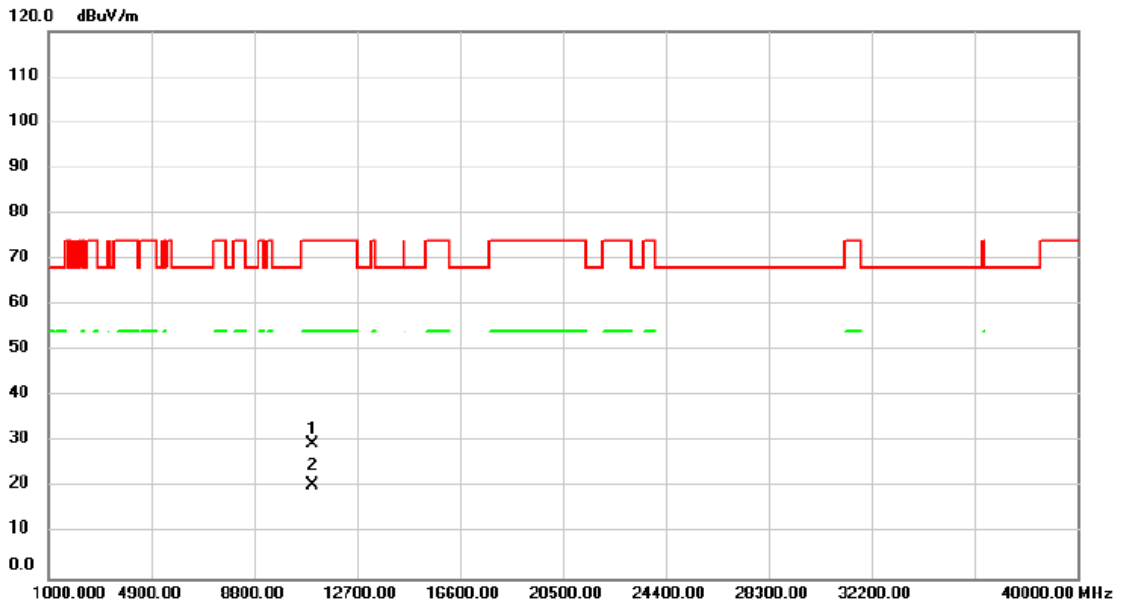


No. Mk.	Freq. MHz	Reading Level dBuV	Correct Factor dB	Measurement dBuV/m	Limit dBuV/m	Margin dB	Detector	Antenna Height cm	Table Degree	Comment
1	10640.00	29.18	-0.41	28.77	74.00	-45.23	peak			
2 *	10640.00	20.32	-0.41	19.91	54.00	-34.09	AVG			

**REMARKS:**

- (1) Measurement Value = Reading Level + Correct Factor.
- (2) Margin Level = Measurement Value - Limit Value.

Test Mode	IEEE 802.11be (EHT20)	Test Date	2024/5/2
Test Frequency	5500MHz	Polarization	Vertical

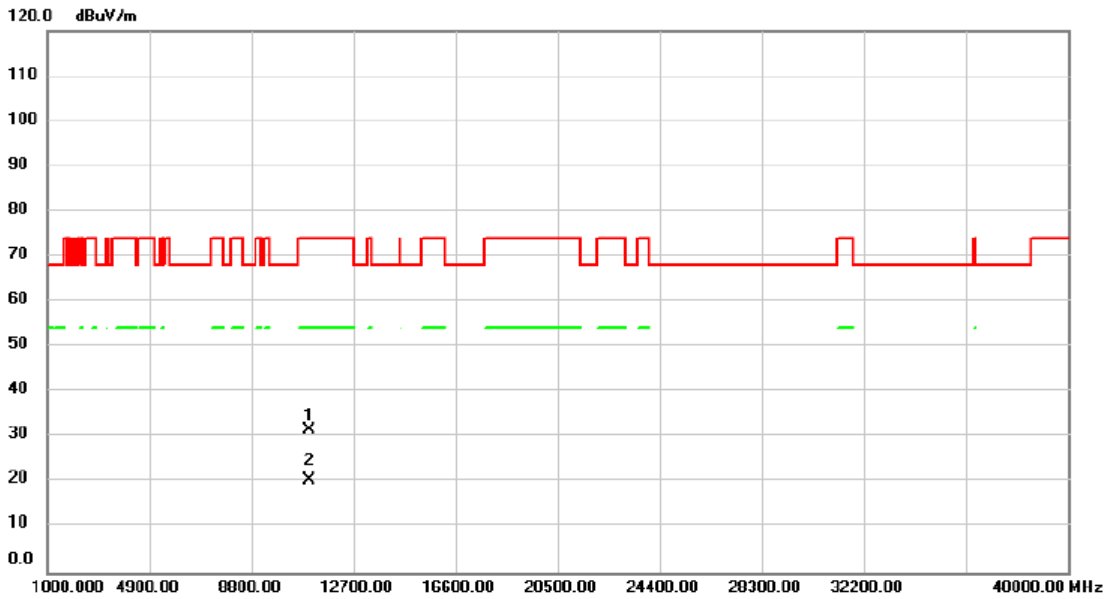


No.	Mk.	Freq.	Reading Level	Correct Factor	Measurement	Limit	Margin	Antenna Height	Table Degree	Comment
		MHz	dBuV	dB	dBuV/m	dBuV/m	dB	cm	degree	
1		11000.00	29.87	-0.27	29.60	74.00	-44.40			peak
2	*	11000.00	20.79	-0.27	20.52	54.00	-33.48			AVG

**REMARKS:**

- (1) Measurement Value = Reading Level + Correct Factor.
- (2) Margin Level = Measurement Value - Limit Value.

Test Mode	IEEE 802.11be (EHT20)	Test Date	2024/5/2
Test Frequency	5500MHz	Polarization	Horizontal

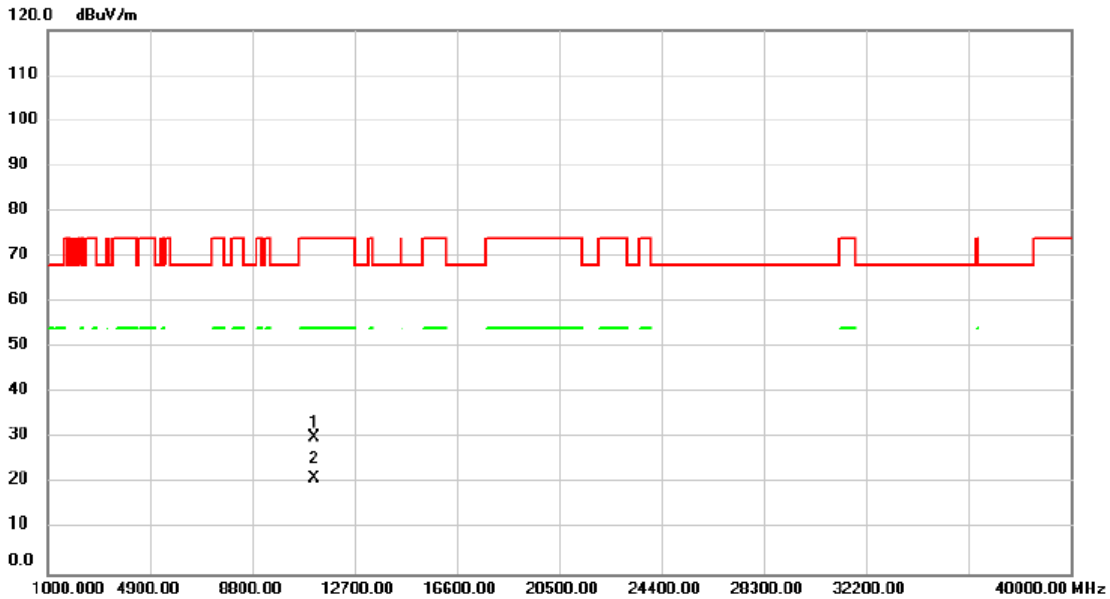


No. Mk.	Freq. MHz	Reading Level dBuV	Correct Factor dB	Measurement dBuV/m	Limit dBuV/m	Margin dB	Detector	Antenna Height cm	Table Degree	Comment
1	11000.00	31.93	-0.27	31.66	74.00	-42.34	peak			
2 *	11000.00	20.70	-0.27	20.43	54.00	-33.57	AVG			

**REMARKS:**

- (1) Measurement Value = Reading Level + Correct Factor.
- (2) Margin Level = Measurement Value - Limit Value.

Test Mode	IEEE 802.11be (EHT20)	Test Date	2024/5/2
Test Frequency	5580MHz	Polarization	Vertical



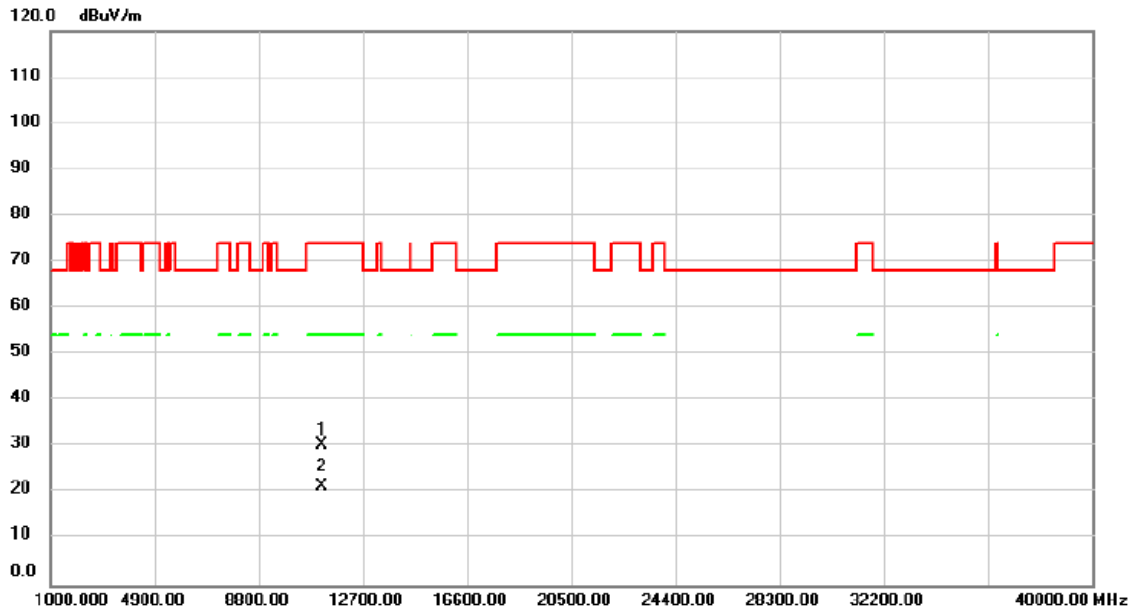
No.	Mk.	Freq.	Reading Level	Correct Factor	Measurement	Limit	Margin	Antenna Height	Table Degree	Comment
		MHz	dBuV	dB	dBuV/m	dBuV/m	dB	cm	degree	
1		11160.00	30.05	0.08	30.13	74.00	-43.87			peak
2	*	11160.00	21.02	0.08	21.10	54.00	-32.90			AVG

**REMARKS:**

- (1) Measurement Value = Reading Level + Correct Factor.
- (2) Margin Level = Measurement Value - Limit Value.



Test Mode	IEEE 802.11be (EHT20)	Test Date	2024/5/2
Test Frequency	5580MHz	Polarization	Horizontal

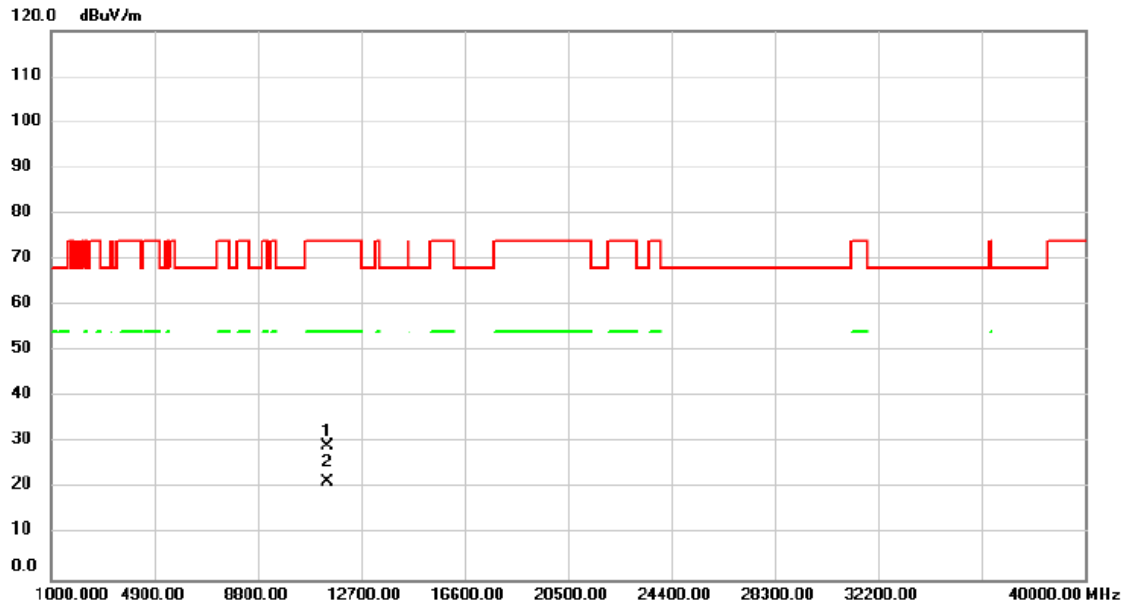


No.	Mk.	Freq.	Reading Level	Correct Factor	Measurement	Limit	Margin	Antenna Height	Table Degree	Comment
		MHz	dBuV	dB	dBuV/m	dBuV/m	dB	cm	degree	
1		11160.00	30.46	0.08	30.54	74.00	-43.46			peak
2	*	11160.00	21.41	0.08	21.49	54.00	-32.51			AVG

**REMARKS:**

- (1) Measurement Value = Reading Level + Correct Factor.
- (2) Margin Level = Measurement Value - Limit Value.

Test Mode	IEEE 802.11be (EHT20)	Test Date	2024/5/3
Test Frequency	5700MHz	Polarization	Vertical

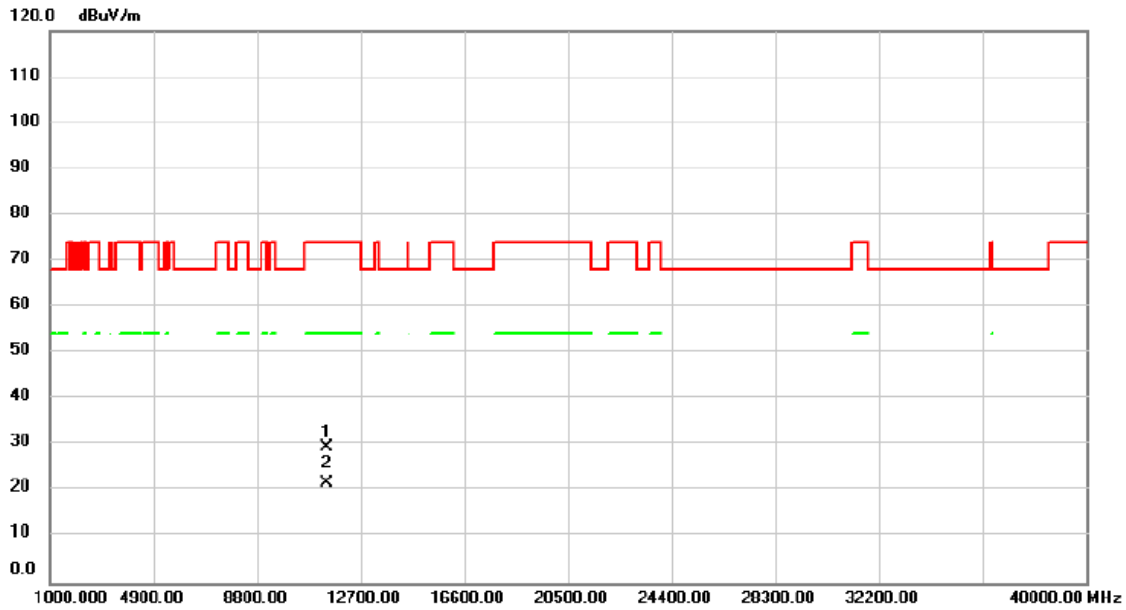


No.	Mk.	Freq.	Reading Level	Correct Factor	Measurement	Limit	Margin	Antenna Height	Table Degree	
		MHz	dBuV	dB	dBuV/m	dBuV/m	dB	cm	degree	Comment
1		11400.00	28.72	0.61	29.33	74.00	-44.67	peak		
2	*	11400.00	20.77	0.61	21.38	54.00	-32.62	AVG		

REMARKS:

- (1) Measurement Value = Reading Level + Correct Factor.
- (2) Margin Level = Measurement Value - Limit Value.

Test Mode	IEEE 802.11be (EHT20)	Test Date	2024/5/3
Test Frequency	5700MHz	Polarization	Horizontal

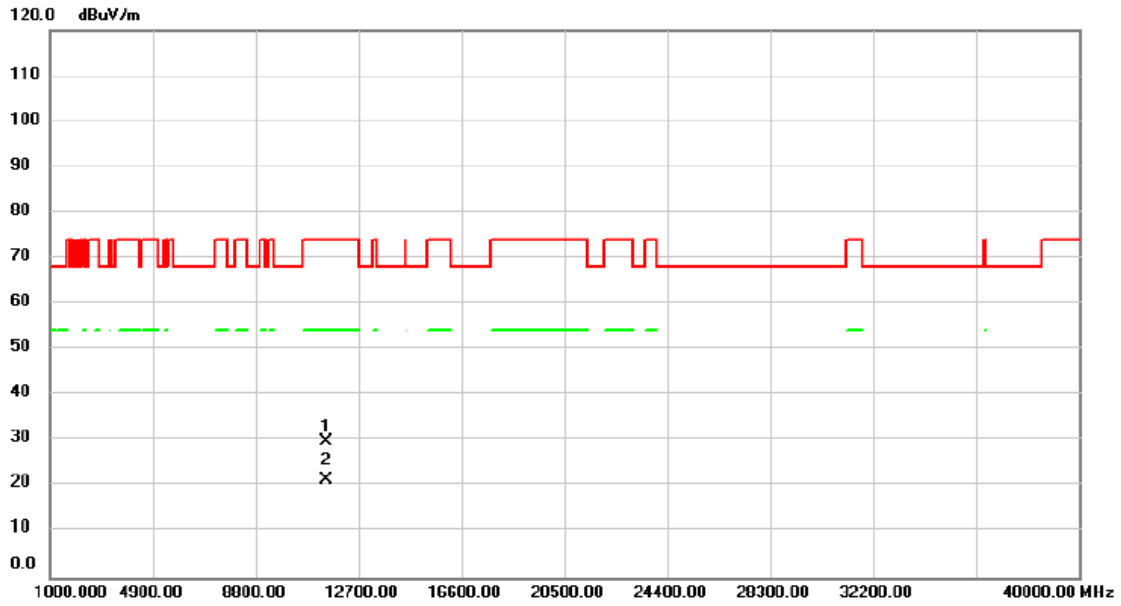


No.	Mk.	Freq.	Reading Level	Correct Factor	Measurement	Limit	Margin	Antenna Height	Table Degree	
		MHz	dBuV	dB	dBuV/m	dBuV/m	dB	cm	degree	Comment
1		11400.00	28.84	0.61	29.45	74.00	-44.55			peak
2	*	11400.00	21.05	0.61	21.66	54.00	-32.34			AVG

**REMARKS:**

- (1) Measurement Value = Reading Level + Correct Factor.
- (2) Margin Level = Measurement Value - Limit Value.

Test Mode	IEEE 802.11be (EHT20)	Test Date	2024/5/3
Test Frequency	5745MHz	Polarization	Vertical

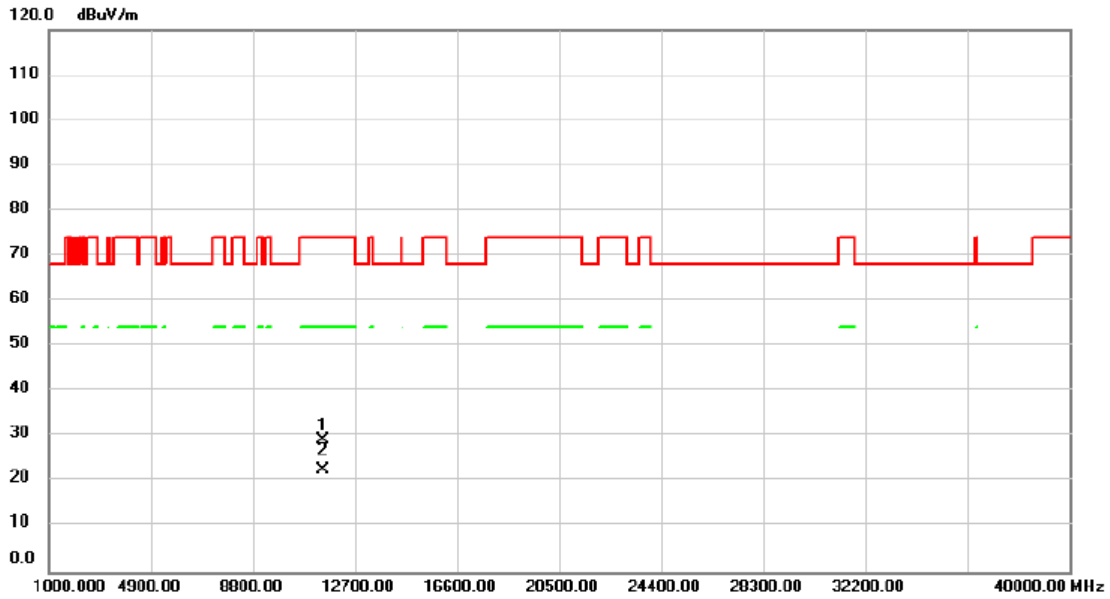


No.	Mk.	Freq.	Reading Level	Correct Factor	Measurement	Limit	Margin	Antenna Height	Table Degree	
		MHz	dBuV	dB	dBuV/m	dBuV/m	dB	cm	degree	Comment
1		11490.00	28.94	0.82	29.76	74.00	-44.24			peak
2	*	11490.00	20.69	0.82	21.51	54.00	-32.49			AVG

**REMARKS:**

- (1) Measurement Value = Reading Level + Correct Factor.
- (2) Margin Level = Measurement Value - Limit Value.

Test Mode	IEEE 802.11be (EHT20)	Test Date	2024/5/3
Test Frequency	5745MHz	Polarization	Horizontal

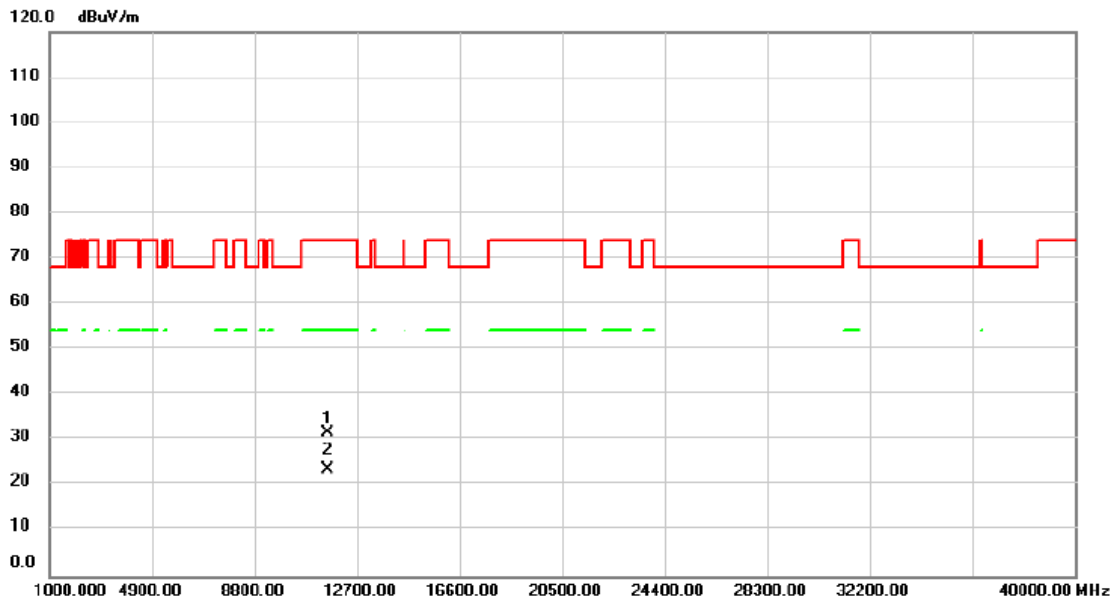


No. Mk.	Freq. MHz	Reading Level dBuV	Correct Factor dB	Measurement dBuV/m	Limit dBuV/m	Margin dB	Detector	Antenna Height cm	Table Degree	Comment
1	11490.00	28.53	0.82	29.35	74.00	-44.65	peak			
2 *	11490.00	21.74	0.82	22.56	54.00	-31.44	AVG			

**REMARKS:**

- (1) Measurement Value = Reading Level + Correct Factor.
- (2) Margin Level = Measurement Value - Limit Value.

Test Mode	IEEE 802.11be (EHT20)	Test Date	2024/5/3
Test Frequency	5785MHz	Polarization	Vertical

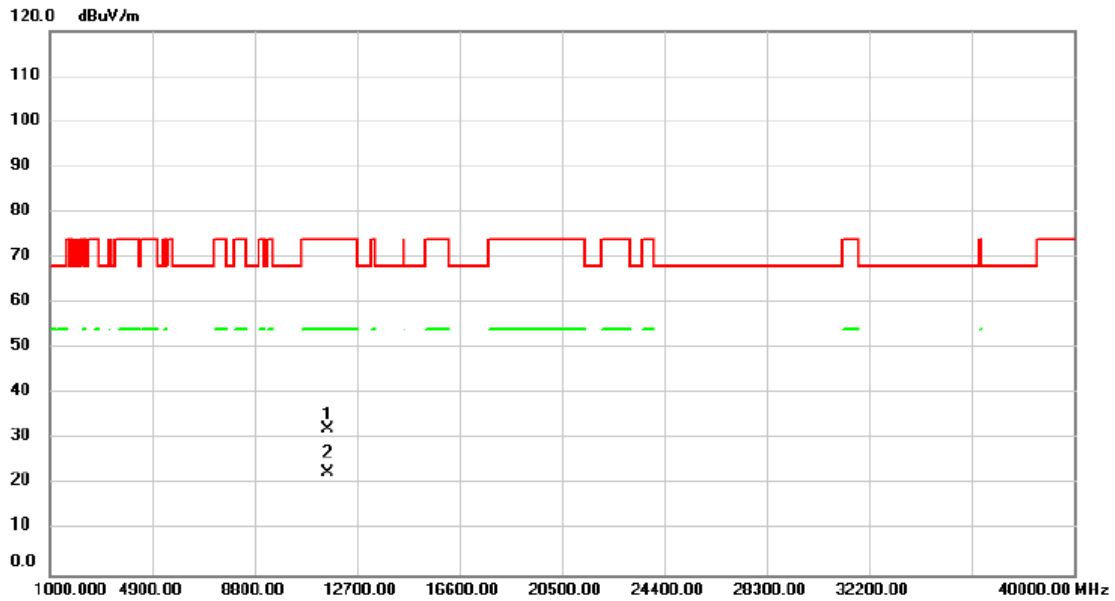


No.	Mk.	Freq.	Reading Level	Correct Factor	Measurement	Limit	Margin	Antenna Height	Table Degree	Comment
		MHz	dBuV	dB	dBuV/m	dBuV/m	dB	cm	degree	
1		11570.00	30.79	0.83	31.62	74.00	-42.38	peak		
2	*	11570.00	22.80	0.83	23.63	54.00	-30.37	AVG		

**REMARKS:**

- (1) Measurement Value = Reading Level + Correct Factor.
- (2) Margin Level = Measurement Value - Limit Value.

Test Mode	IEEE 802.11be (EHT20)	Test Date	2024/5/3
Test Frequency	5785MHz	Polarization	Horizontal

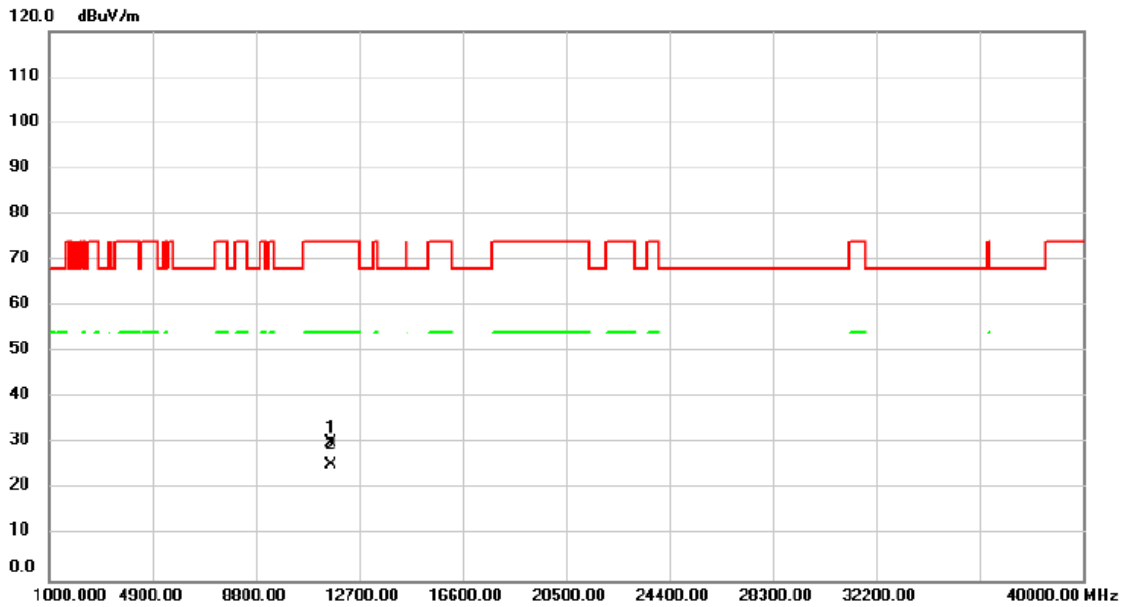


No.	Mk.	Freq.	Reading Level	Correct Factor	Measurement	Limit	Margin	Antenna Height	Table Degree	Comment
		MHz	dBuV	dB	dBuV/m	dBuV/m	dB	cm	degree	
1		11570.00	31.43	0.83	32.26	74.00	-41.74			peak
2	*	11570.00	21.68	0.83	22.51	54.00	-31.49			AVG

**REMARKS:**

- (1) Measurement Value = Reading Level + Correct Factor.
- (2) Margin Level = Measurement Value - Limit Value.

Test Mode	IEEE 802.11be (EHT20)	Test Date	2024/5/3
Test Frequency	5825MHz	Polarization	Vertical



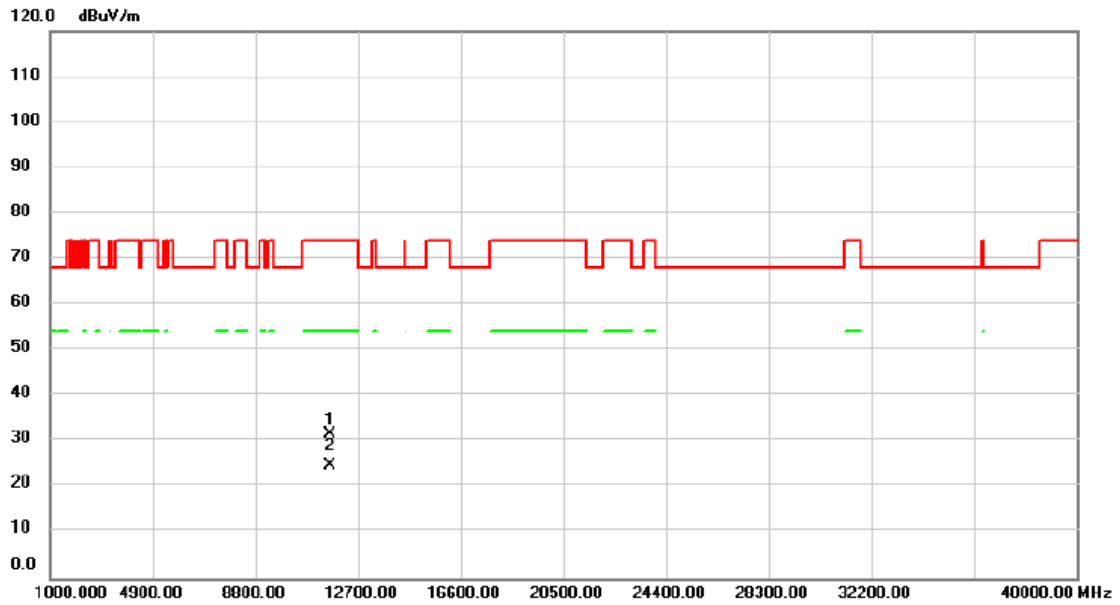
No.	Mk.	Freq.	Reading Level	Correct Factor	Measurement	Limit	Margin	Antenna Height	Table Degree	
		MHz	dBuV	dB	dBuV/m	dBuV/m	dB	cm	degree	Comment
1		11650.00	29.25	0.83	30.08	74.00	-43.92			peak
2	*	11650.00	24.45	0.83	25.28	54.00	-28.72			AVG

**REMARKS:**

- (1) Measurement Value = Reading Level + Correct Factor.
- (2) Margin Level = Measurement Value - Limit Value.



Test Mode	IEEE 802.11be (EHT20)	Test Date	2024/5/3
Test Frequency	5825MHz	Polarization	Horizontal

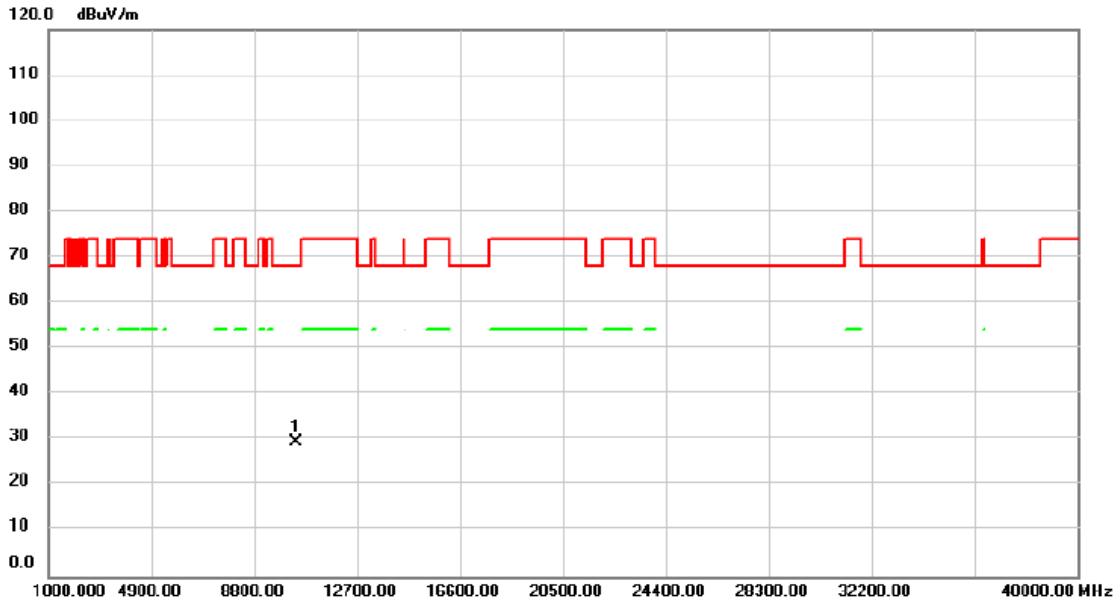


No.	Mk.	Freq.	Reading Level	Correct Factor	Measurement	Limit	Margin	Antenna Height	Table Degree	Comment
		MHz	dBuV	dB	dBuV/m	dBuV/m	dB	cm	degree	
1		11650.00	30.92	0.83	31.75	74.00	-42.25	peak		
2	*	11650.00	24.02	0.83	24.85	54.00	-29.15	AVG		

**REMARKS:**

- (1) Measurement Value = Reading Level + Correct Factor.
- (2) Margin Level = Measurement Value - Limit Value.

Test Mode	IEEE 802.11be (EHT40)	Test Date	2024/5/3
Test Frequency	5190MHz	Polarization	Vertical

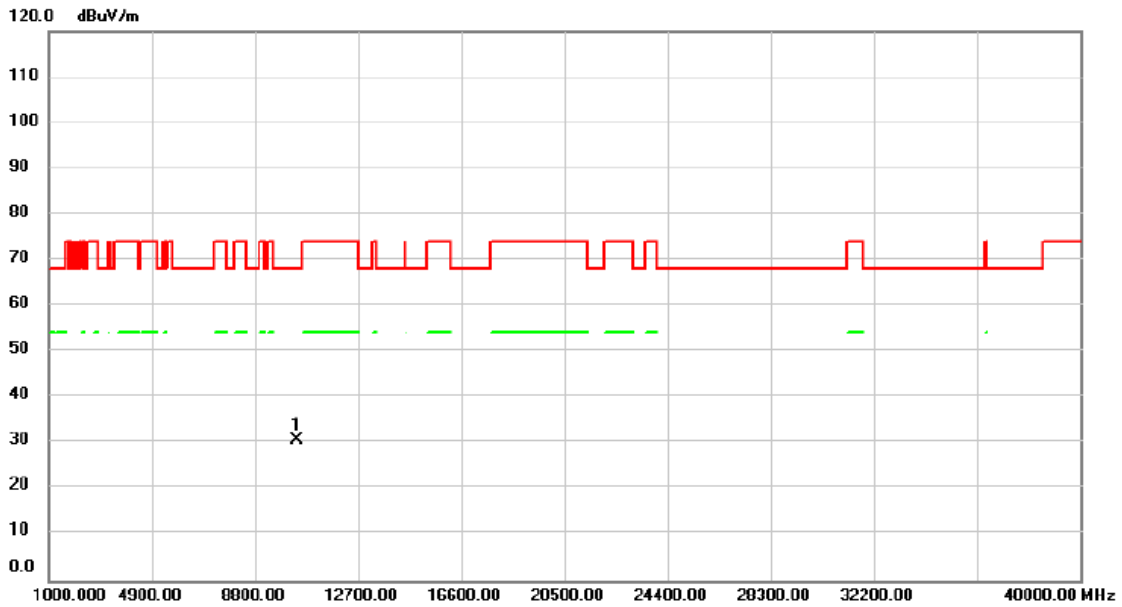


No.	Mk.	Freq.	Reading Level	Correct Factor	Measurement	Limit	Margin	Antenna Height	Table Degree	Comment
		MHz	dBuV	dB	dBuV/m	dBuV/m	dB	cm	degree	
1	*	10380.00	30.19	-0.57	29.62	68.20	-38.58	peak		

**REMARKS:**

- (1) Measurement Value = Reading Level + Correct Factor.
- (2) Margin Level = Measurement Value - Limit Value.

Test Mode	IEEE 802.11be (EHT40)	Test Date	2024/5/3
Test Frequency	5190MHz	Polarization	Horizontal

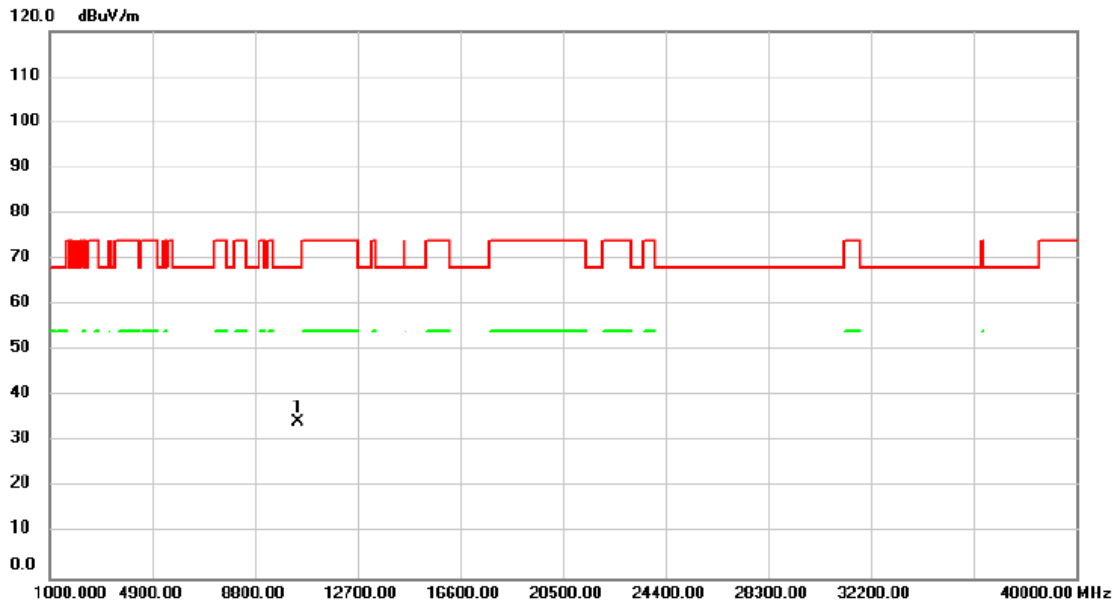


No.	Mk.	Freq.	Reading Level	Correct Factor	Measurement	Limit	Margin	Antenna Height	Table Degree	
		MHz	dBuV	dB	dBuV/m	dBuV/m	dB	cm	degree	Comment
1	*	10380.00	31.24	-0.57	30.67	68.20	-37.53			peak

**REMARKS:**

- (1) Measurement Value = Reading Level + Correct Factor.
- (2) Margin Level = Measurement Value - Limit Value.

Test Mode	IEEE 802.11be (EHT40)	Test Date	2024/5/3
Test Frequency	5230MHz	Polarization	Vertical

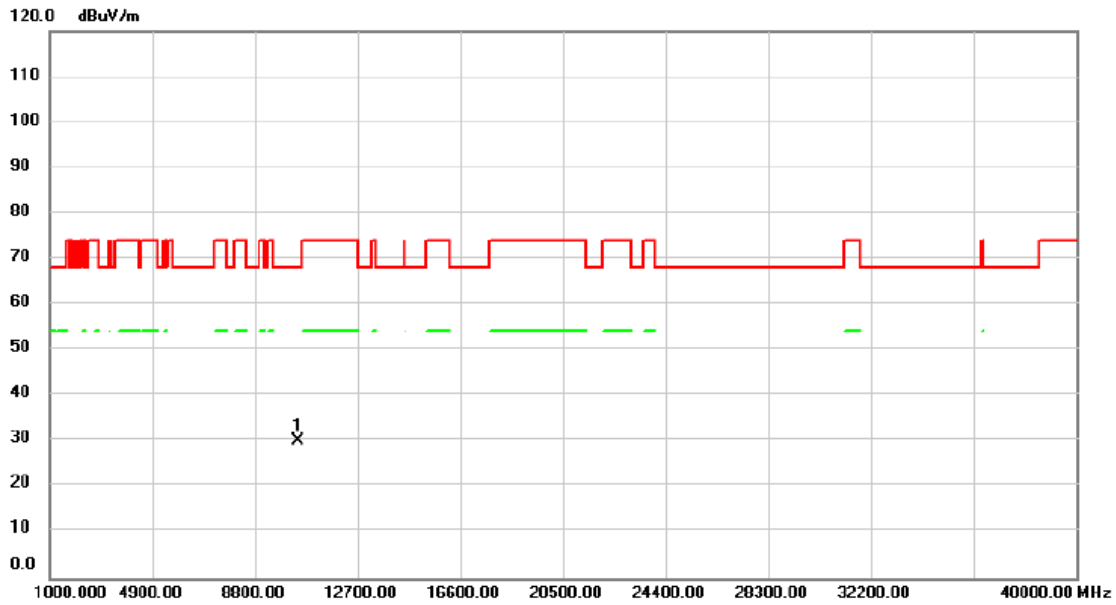


No.	Mk.	Freq.	Reading Level	Correct Factor	Measurement	Limit	Margin	Antenna Height	Table Degree	Comment
		MHz	dBuV	dB	dBuV/m	dBuV/m	dB	cm	degree	
1	*	10460.00	34.83	-0.49	34.34	68.20	-33.86	peak		

**REMARKS:**

- (1) Measurement Value = Reading Level + Correct Factor.
- (2) Margin Level = Measurement Value - Limit Value.

Test Mode	IEEE 802.11be (EHT40)	Test Date	2024/5/3
Test Frequency	5230MHz	Polarization	Horizontal

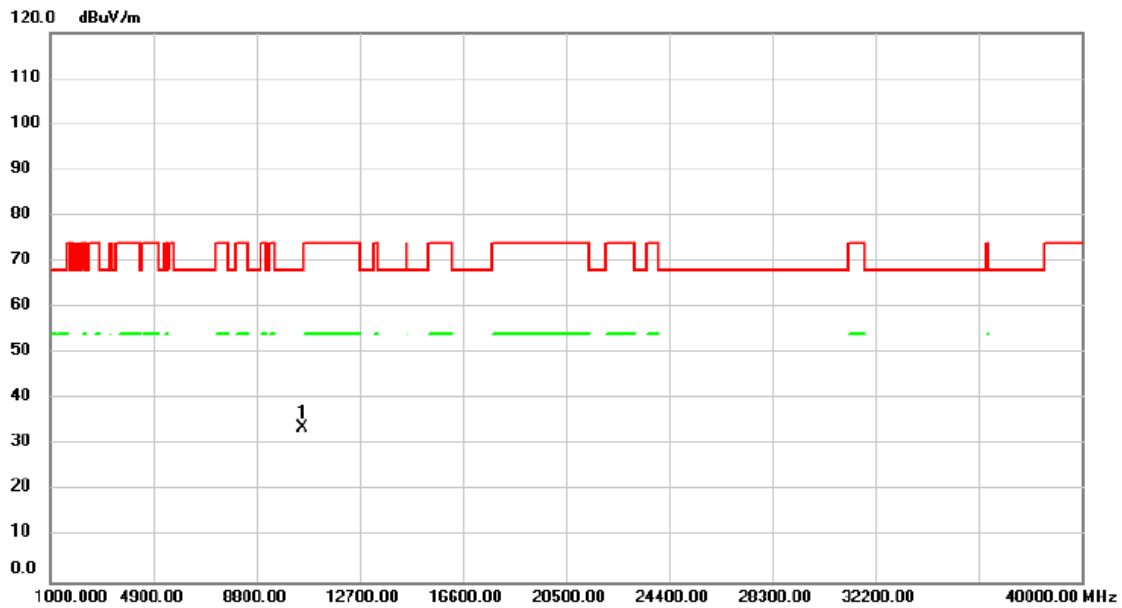


No.	Mk.	Freq.	Reading Level	Correct Factor	Measurement	Limit	Margin	Antenna Height	Table Degree	Comment
		MHz	dBuV	dB	dBuV/m	dBuV/m	dB	cm	degree	
1	*	10460.00	30.70	-0.49	30.21	68.20	-37.99	peak		

REMARKS:

- (1) Measurement Value = Reading Level + Correct Factor.
- (2) Margin Level = Measurement Value - Limit Value.

Test Mode	IEEE 802.11be (EHT40)	Test Date	2024/5/3
Test Frequency	5270MHz	Polarization	Vertical

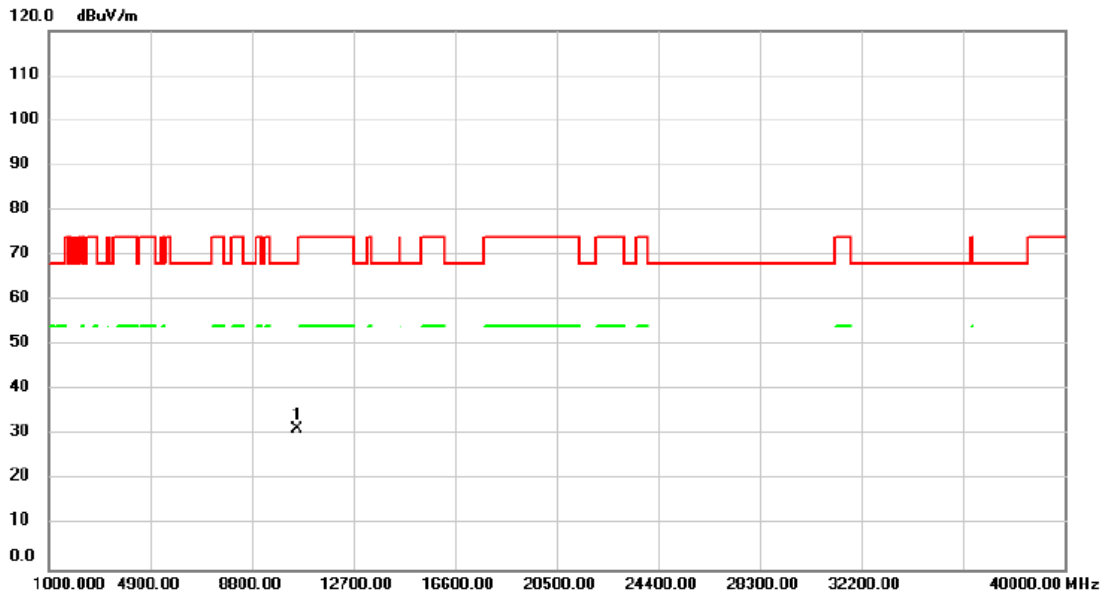


No.	Mk.	Freq.	Reading Level	Correct Factor	Measurement	Limit	Margin	Antenna Height	Table Degree	
		MHz	dBuV	dB	dBuV/m	dBuV/m	dB	cm	degree	Comment
1	*	10540.00	34.16	-0.44	33.72	68.20	-34.48			peak

**REMARKS:**

- (1) Measurement Value = Reading Level + Correct Factor.
- (2) Margin Level = Measurement Value - Limit Value.

Test Mode	IEEE 802.11be (EHT40)	Test Date	2024/5/3
Test Frequency	5270MHz	Polarization	Horizontal

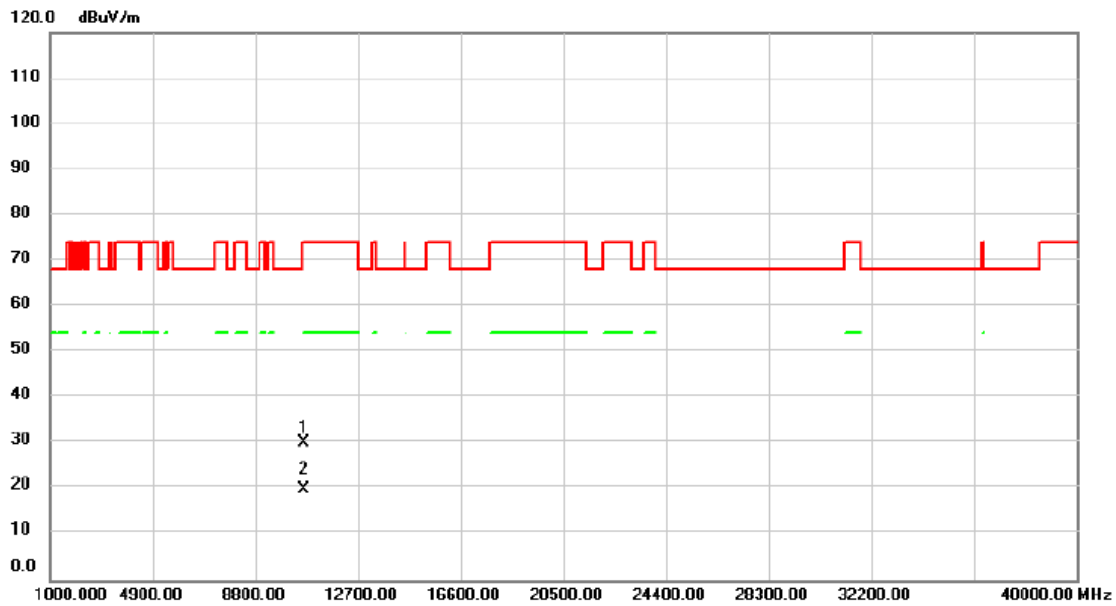


No.	Mk.	Freq.	Reading Level	Correct Factor	Measurement	Limit	Margin	Antenna Height	Table Degree	
		MHz	dBuV	dB	dBuV/m	dBuV/m	dB	cm	degree	Comment
1	*	10540.00	31.78	-0.44	31.34	68.20	-36.86			peak

**REMARKS:**

- (1) Measurement Value = Reading Level + Correct Factor.
- (2) Margin Level = Measurement Value - Limit Value.

Test Mode	IEEE 802.11be (EHT40)	Test Date	2024/5/3
Test Frequency	5310MHz	Polarization	Vertical



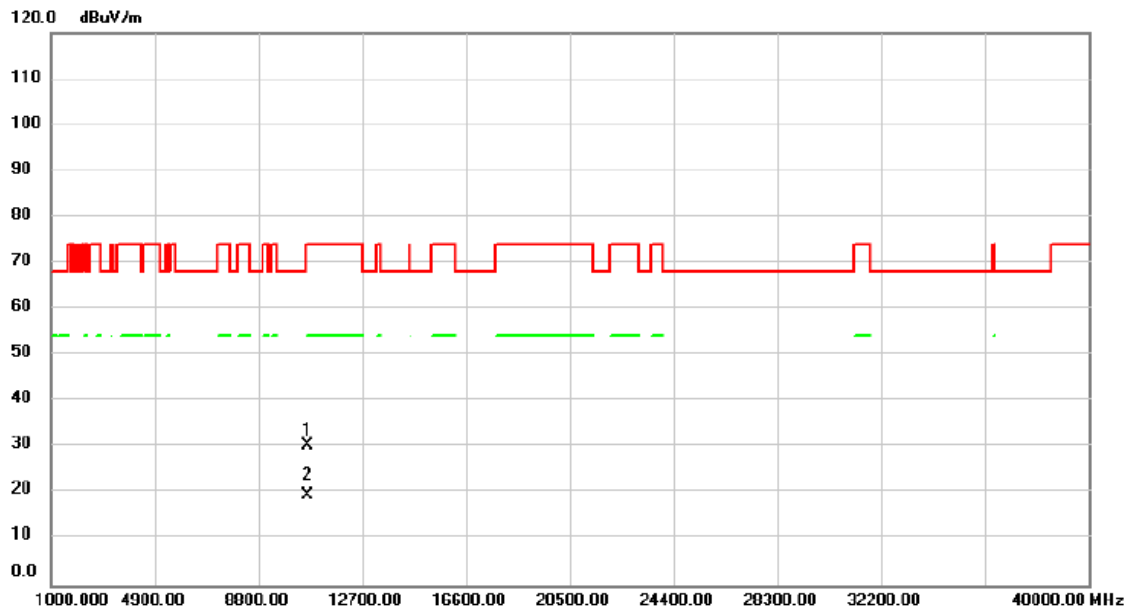
No.	Mk.	Freq. MHz	Reading Level dBuV	Correct Factor dB	Measure- ment dBuV/m	Limit dBuV/m	Margin dB	Detector	Antenna Height cm	Table Degree	Comment
1		10620.00	30.50	-0.40	30.10	74.00	-43.90	peak			
2	*	10620.00	20.26	-0.40	19.86	54.00	-34.14	AVG			

**REMARKS:**

- (1) Measurement Value = Reading Level + Correct Factor.
- (2) Margin Level = Measurement Value - Limit Value.



Test Mode	IEEE 802.11be (EHT40)	Test Date	2024/5/3
Test Frequency	5310MHz	Polarization	Horizontal

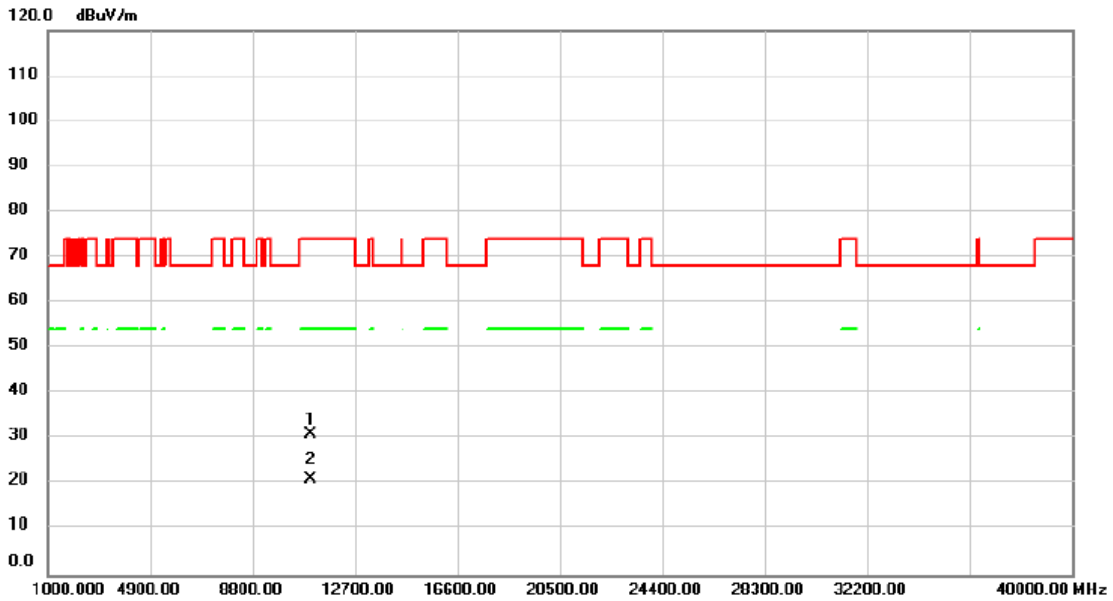


No.	Mk.	Freq.	Reading Level	Correct Factor	Measurement	Limit	Margin	Antenna Height	Table Degree	
		MHz	dBuV	dB	dBuV/m	dBuV/m	dB	cm	degree	Comment
1		10620.00	30.75	-0.40	30.35	74.00	-43.65			peak
2	*	10620.00	20.04	-0.40	19.64	54.00	-34.36			AVG

REMARKS:

- (1) Measurement Value = Reading Level + Correct Factor.
- (2) Margin Level = Measurement Value - Limit Value.

Test Mode	IEEE 802.11be (EHT40)	Test Date	2024/5/3
Test Frequency	5510MHz	Polarization	Vertical

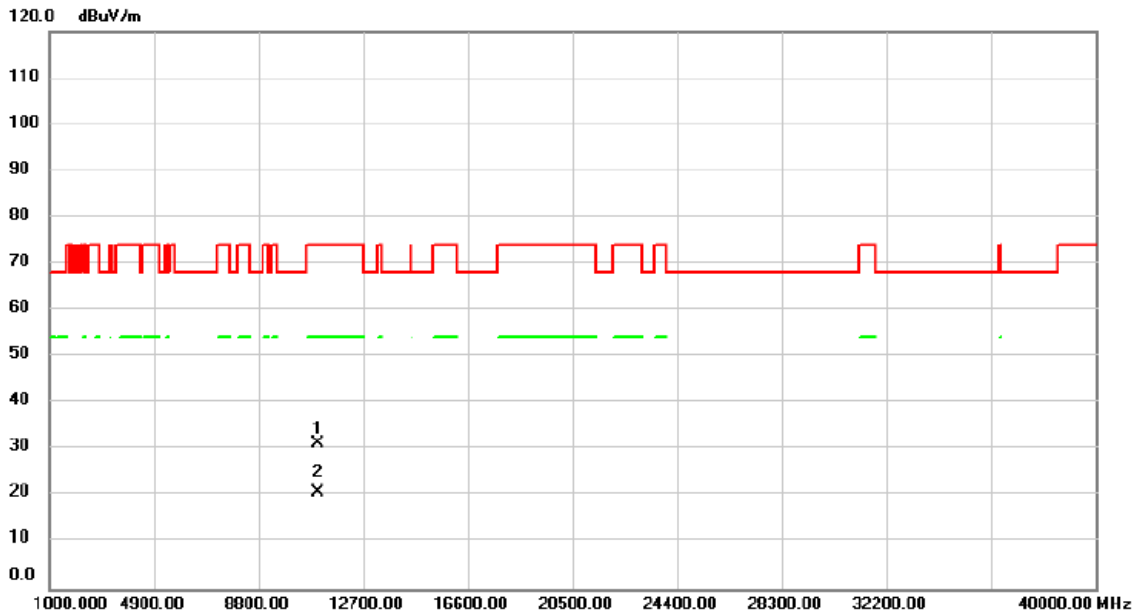


No.	Mk.	Freq.	Reading Level	Correct Factor	Measurement	Limit	Margin	Antenna Height	Table Degree	Comment
		MHz	dBuV	dB	dBuV/m	dBuV/m	dB	cm	degree	
1		11020.00	31.37	-0.22	31.15	74.00	-42.85	peak		
2	*	11020.00	21.45	-0.22	21.23	54.00	-32.77	AVG		

**REMARKS:**

- (1) Measurement Value = Reading Level + Correct Factor.
- (2) Margin Level = Measurement Value - Limit Value.

Test Mode	IEEE 802.11be (EHT40)	Test Date	2024/5/3
Test Frequency	5510MHz	Polarization	Horizontal

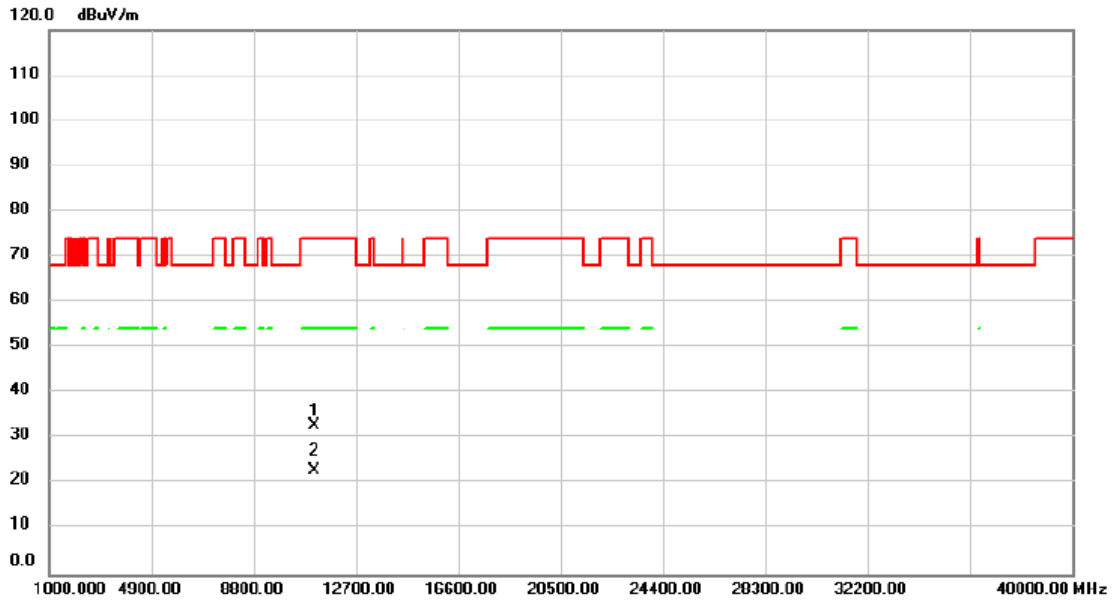


No.	Mk.	Freq. MHz	Reading Level dBuV	Correct Factor dB	Measure- ment dBuV/m	Limit dBuV/m	Margin dB	Detector	Antenna Height cm	Table Degree degree	Comment
1		11020.00	31.51	-0.22	31.29	74.00	-42.71	peak			
2	*	11020.00	21.01	-0.22	20.79	54.00	-33.21	AVG			

**REMARKS:**

- (1) Measurement Value = Reading Level + Correct Factor.
- (2) Margin Level = Measurement Value - Limit Value.

Test Mode	IEEE 802.11be (EHT40)	Test Date	2024/5/3
Test Frequency	5550MHz	Polarization	Vertical

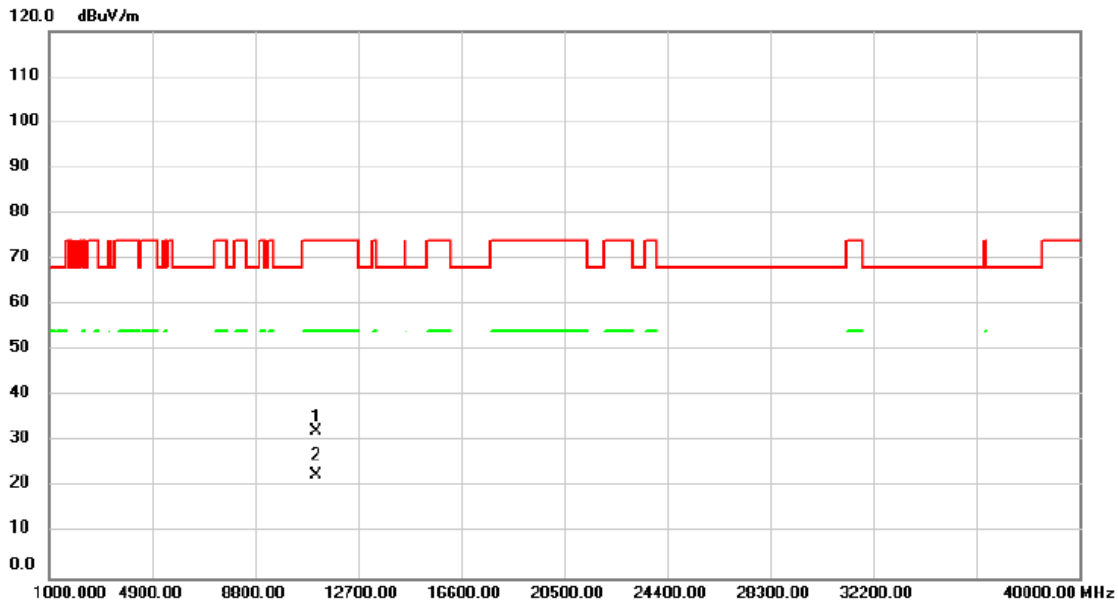


No.	Mk.	Freq.	Reading Level	Correct Factor	Measurement	Limit	Margin	Antenna Height	Table Degree	Comment
		MHz	dBuV	dB	dBuV/m	dBuV/m	dB	cm	degree	
1		11100.00	33.02	-0.04	32.98	74.00	-41.02			peak
2	*	11100.00	22.98	-0.04	22.94	54.00	-31.06			AVG

**REMARKS:**

- (1) Measurement Value = Reading Level + Correct Factor.
- (2) Margin Level = Measurement Value - Limit Value.

Test Mode	IEEE 802.11be (EHT40)	Test Date	2024/5/3
Test Frequency	5550MHz	Polarization	Horizontal

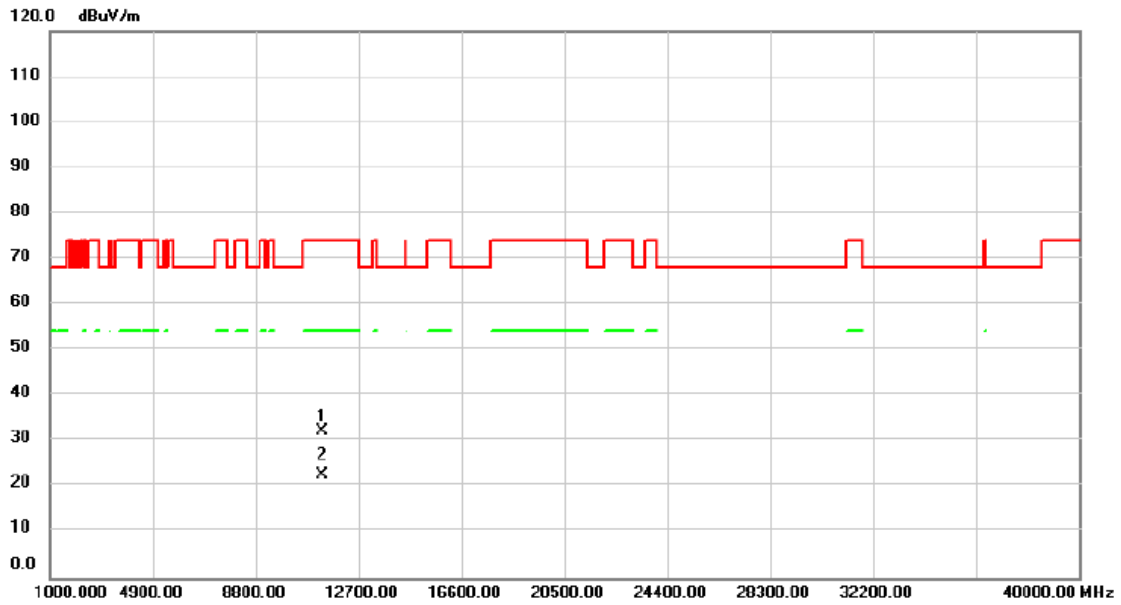


No.	Mk.	Freq.	Reading Level	Correct Factor	Measurement	Limit	Margin	Antenna Height	Table Degree	
		MHz	dBuV	dB	dBuV/m	dBuV/m	dB	cm	degree	Comment
1		11100.00	32.27	-0.04	32.23	74.00	-41.77			peak
2	*	11100.00	22.79	-0.04	22.75	54.00	-31.25			AVG

**REMARKS:**

- (1) Measurement Value = Reading Level + Correct Factor.
- (2) Margin Level = Measurement Value - Limit Value.

Test Mode	IEEE 802.11be (EHT40)	Test Date	2024/5/3
Test Frequency	5670MHz	Polarization	Vertical

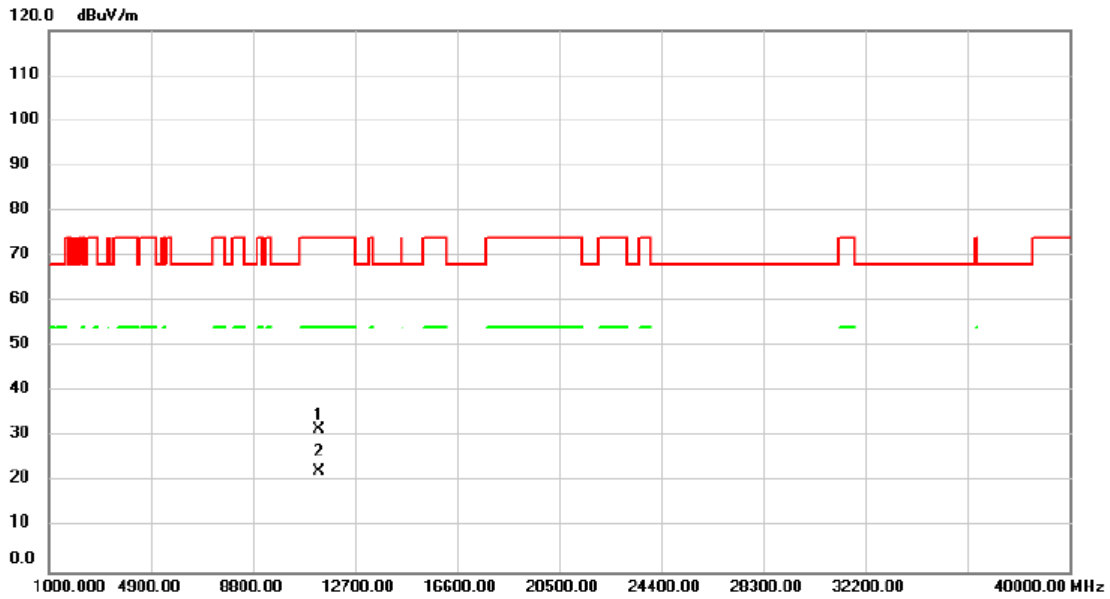


No.	Mk.	Freq.	Reading Level	Correct Factor	Measurement	Limit	Margin	Antenna Height	Table Degree	Comment
		MHz	dBuV	dB	dBuV/m	dBuV/m	dB	cm	degree	
1		11340.00	31.74	0.49	32.23	74.00	-41.77	peak		
2	*	11340.00	22.16	0.49	22.65	54.00	-31.35	AVG		

**REMARKS:**

- (1) Measurement Value = Reading Level + Correct Factor.
- (2) Margin Level = Measurement Value - Limit Value.

Test Mode	IEEE 802.11be (EHT40)	Test Date	2024/5/3
Test Frequency	5670MHz	Polarization	Horizontal

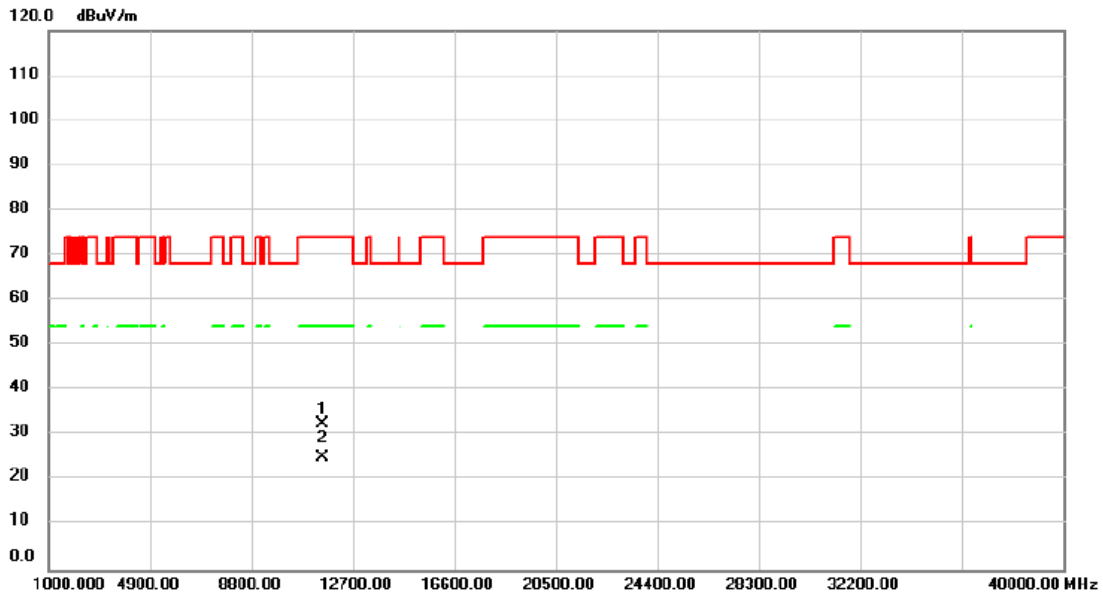


No. Mk.	Freq. MHz	Reading Level dBuV	Correct Factor dB	Measurement dBuV/m	Limit dBuV/m	Margin dB	Detector	Antenna Height cm	Table Degree	Comment
1	11340.00	31.27	0.49	31.76	74.00	-42.24	peak			
2 *	11340.00	21.91	0.49	22.40	54.00	-31.60	AVG			

**REMARKS:**

- (1) Measurement Value = Reading Level + Correct Factor.
- (2) Margin Level = Measurement Value - Limit Value.

Test Mode	IEEE 802.11be (EHT40)	Test Date	2024/5/3
Test Frequency	5755MHz	Polarization	Vertical



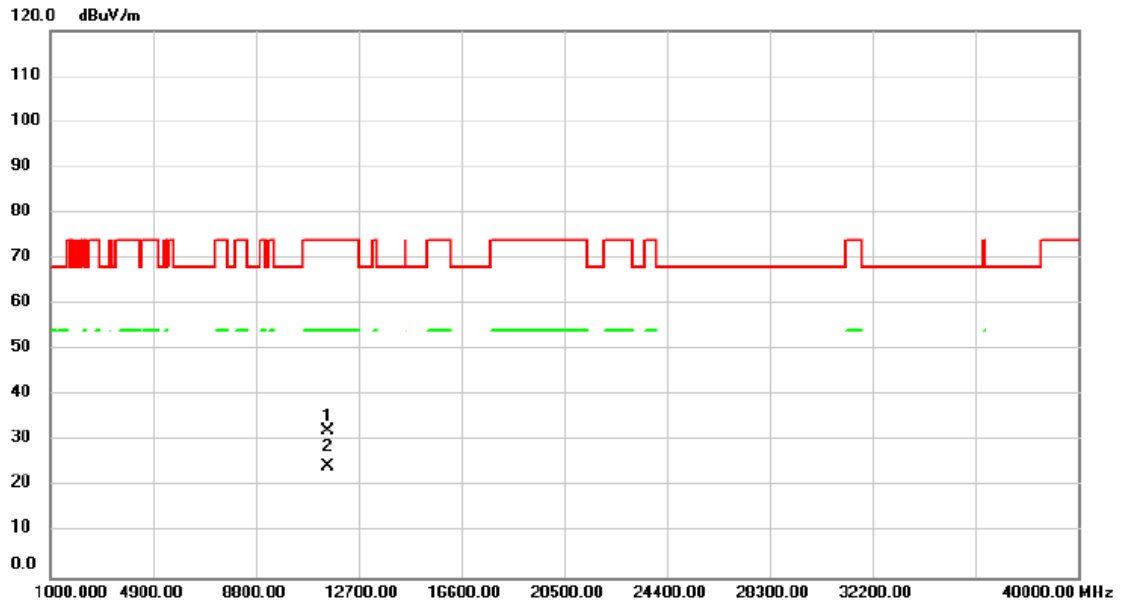
No.	Mk.	Freq.	Reading Level	Correct Factor	Measurement	Limit	Margin	Antenna Height	Table Degree	
		MHz	dBuV	dB	dBuV/m	dBuV/m	dB	cm	degree	Comment
1		11510.00	31.67	0.83	32.50	74.00	-41.50			peak
2	*	11510.00	24.26	0.83	25.09	54.00	-28.91			AVG

**REMARKS:**

- (1) Measurement Value = Reading Level + Correct Factor.
- (2) Margin Level = Measurement Value - Limit Value.



Test Mode	IEEE 802.11be (EHT40)	Test Date	2024/5/3
Test Frequency	5755MHz	Polarization	Horizontal

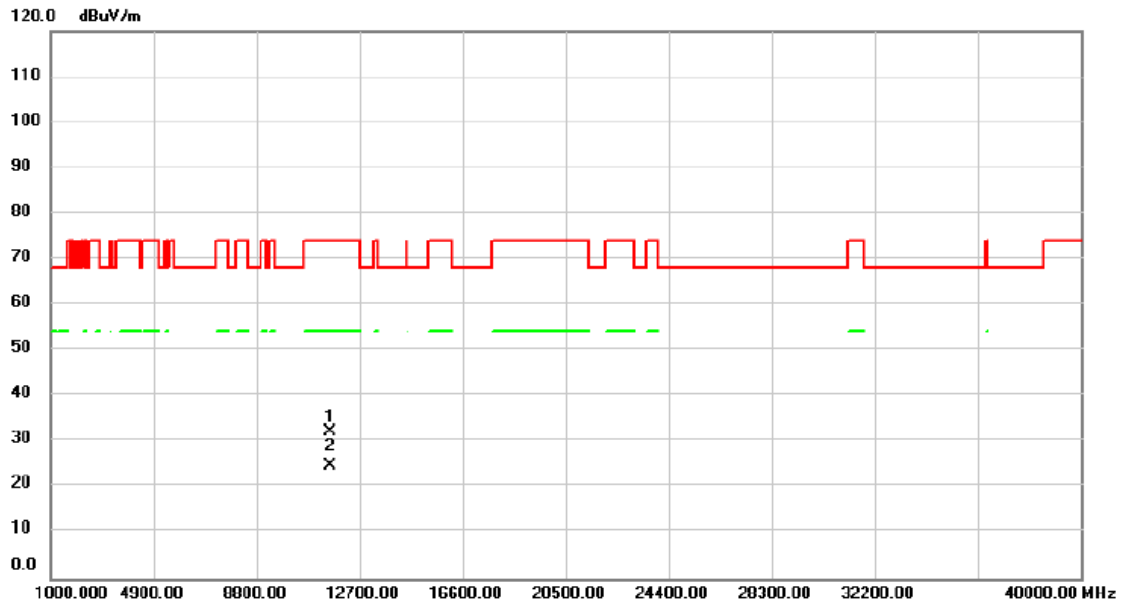


No.	Mk.	Freq.	Reading Level	Correct Factor	Measurement	Limit	Margin	Antenna Height	Table Degree	
		MHz	dBuV	dB	dBuV/m	dBuV/m	dB	cm	degree	Comment
1		11510.00	31.52	0.83	32.35	74.00	-41.65			peak
2	*	11510.00	23.52	0.83	24.35	54.00	-29.65			AVG

**REMARKS:**

- (1) Measurement Value = Reading Level + Correct Factor.
- (2) Margin Level = Measurement Value - Limit Value.

Test Mode	IEEE 802.11be (EHT40)	Test Date	2024/5/3
Test Frequency	5795MHz	Polarization	Vertical

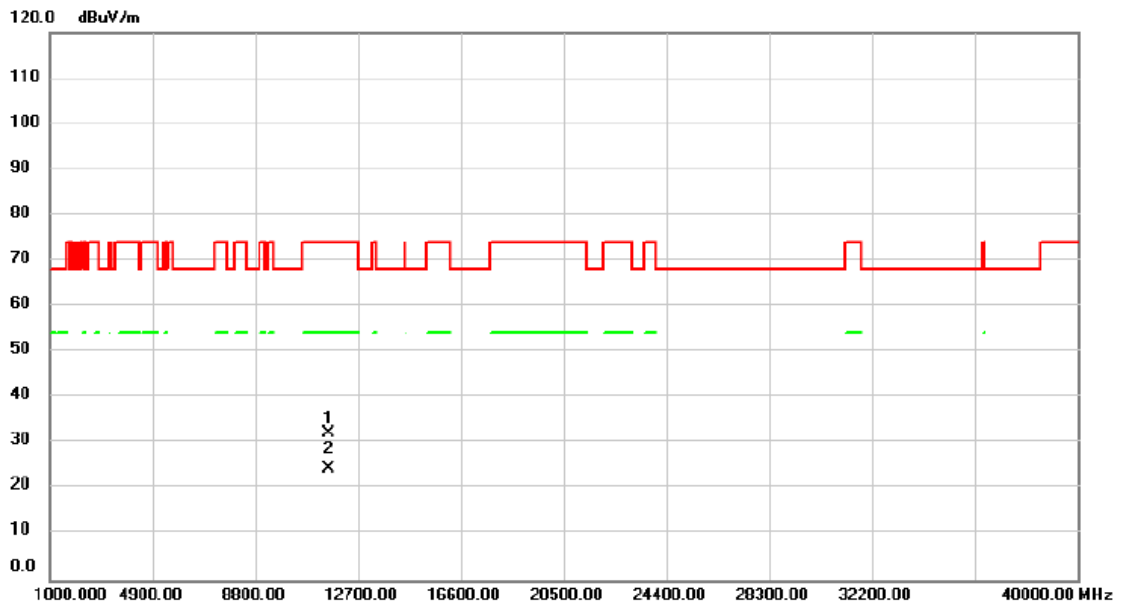


No.	Mk.	Freq.	Reading Level	Correct Factor	Measurement	Limit	Margin	Antenna Height	Table Degree	
		MHz	dBuV	dB	dBuV/m	dBuV/m	dB	cm	degree	Comment
1		11590.00	31.54	0.84	32.38	74.00	-41.62			peak
2	*	11590.00	23.92	0.84	24.76	54.00	-29.24			AVG

**REMARKS:**

- (1) Measurement Value = Reading Level + Correct Factor.
- (2) Margin Level = Measurement Value - Limit Value.

Test Mode	IEEE 802.11be (EHT40)	Test Date	2024/5/3
Test Frequency	5795MHz	Polarization	Horizontal

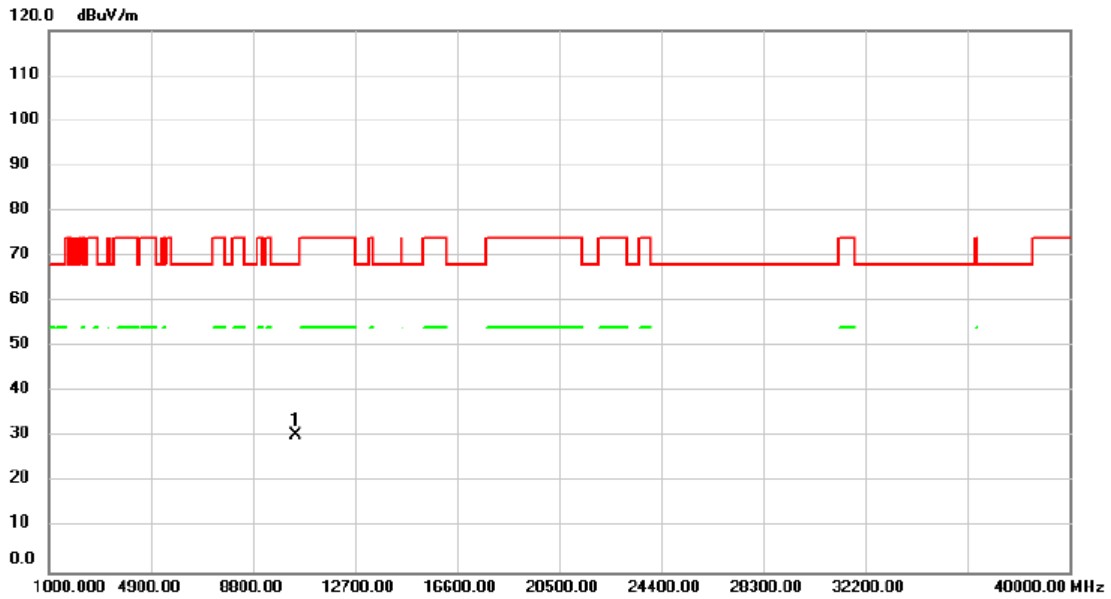


No.	Mk.	Freq.	Reading Level	Correct Factor	Measurement	Limit	Margin	Antenna Height	Table Degree	Comment
		MHz	dBuV	dB	dBuV/m	dBuV/m	dB	cm	degree	
1		11590.00	31.49	0.84	32.33	74.00	-41.67	peak		
2	*	11590.00	23.68	0.84	24.52	54.00	-29.48	AVG		

**REMARKS:**

- (1) Measurement Value = Reading Level + Correct Factor.
- (2) Margin Level = Measurement Value - Limit Value.

Test Mode	IEEE 802.11be (EHT80)	Test Date	2024/5/3
Test Frequency	5210MHz	Polarization	Vertical

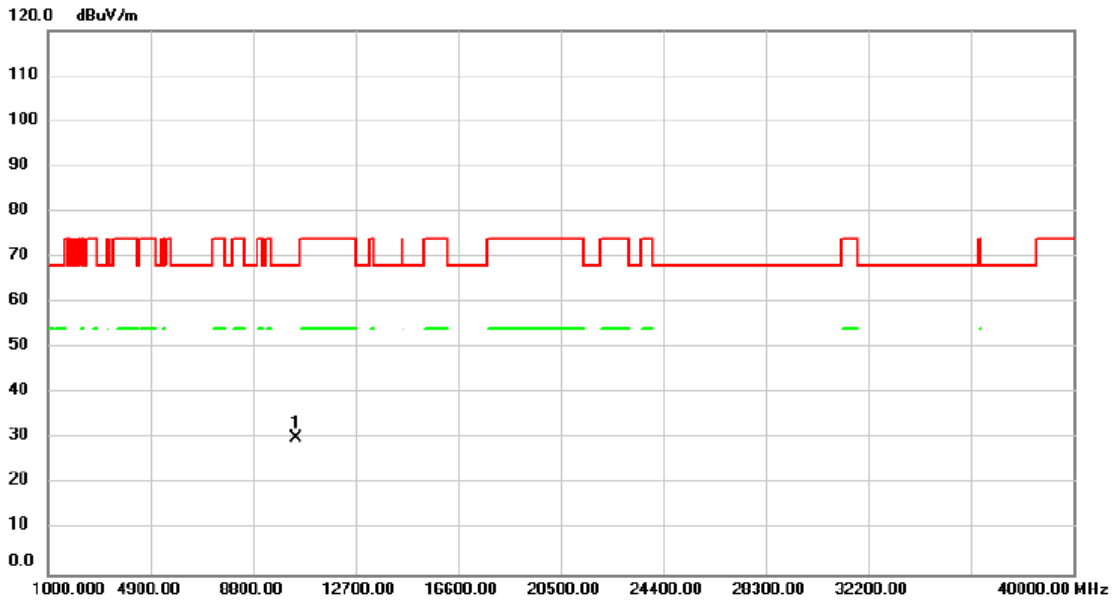


No.	Mk.	Freq.	Reading Level	Correct Factor	Measurement	Limit	Margin	Antenna Height	Table Degree	
		MHz	dBuV	dB	dBuV/m	dBuV/m	dB	cm	degree	Comment
1	*	10420.00	30.86	-0.54	30.32	68.20	-37.88			peak

**REMARKS:**

- (1) Measurement Value = Reading Level + Correct Factor.
- (2) Margin Level = Measurement Value - Limit Value.

Test Mode	IEEE 802.11be (EHT80)	Test Date	2024/5/3
Test Frequency	5210MHz	Polarization	Horizontal

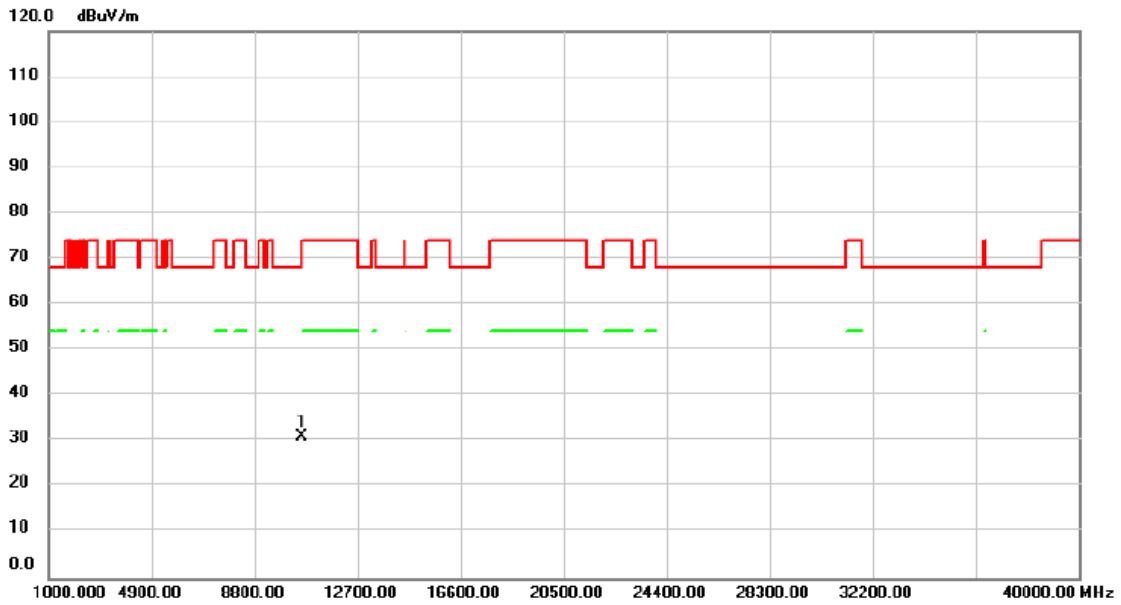


No.	Mk.	Freq.	Reading Level	Correct Factor	Measurement	Limit	Margin	Antenna Height	Table Degree	Comment
		MHz	dBuV	dB	dBuV/m	dBuV/m	dB	cm	degree	
1	*	10420.00	30.60	-0.54	30.06	68.20	-38.14	peak		

**REMARKS:**

- (1) Measurement Value = Reading Level + Correct Factor.
- (2) Margin Level = Measurement Value - Limit Value.

Test Mode	IEEE 802.11be (EHT80)	Test Date	2024/5/3
Test Frequency	5290MHz	Polarization	Vertical

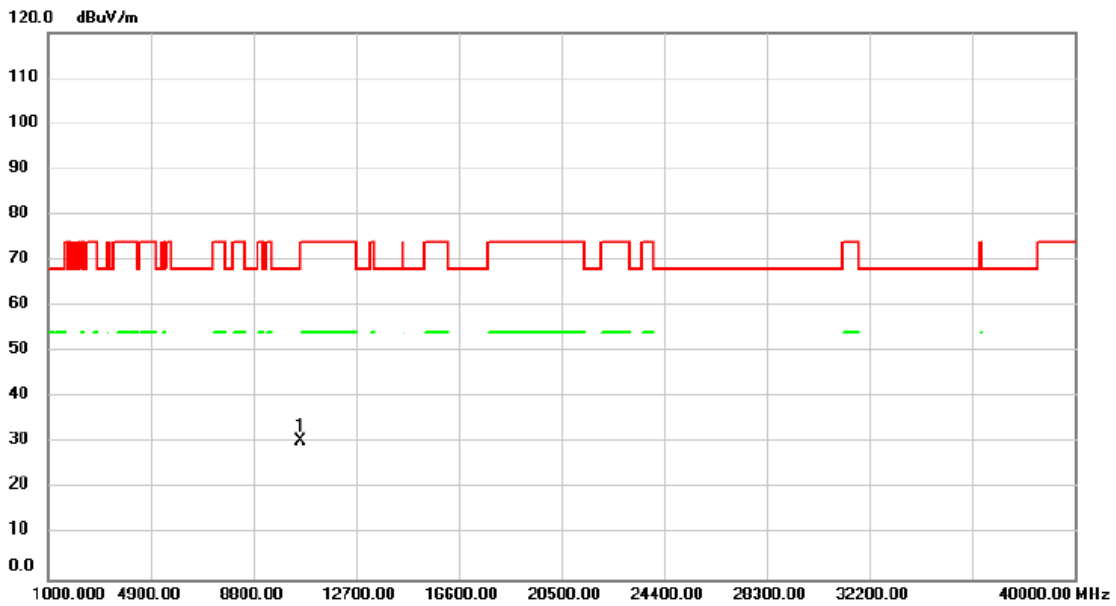


No.	Mk.	Freq.	Reading Level	Correct Factor	Measurement	Limit	Margin	Antenna Height	Table Degree	Comment
		MHz	dBuV	dB	dBuV/m	dBuV/m	dB	cm	degree	
1	*	10580.00	31.40	-0.42	30.98	68.20	-37.22	peak		

REMARKS:

- (1) Measurement Value = Reading Level + Correct Factor.
- (2) Margin Level = Measurement Value - Limit Value.

Test Mode	IEEE 802.11be (EHT80)	Test Date	2024/5/3
Test Frequency	5290MHz	Polarization	Horizontal

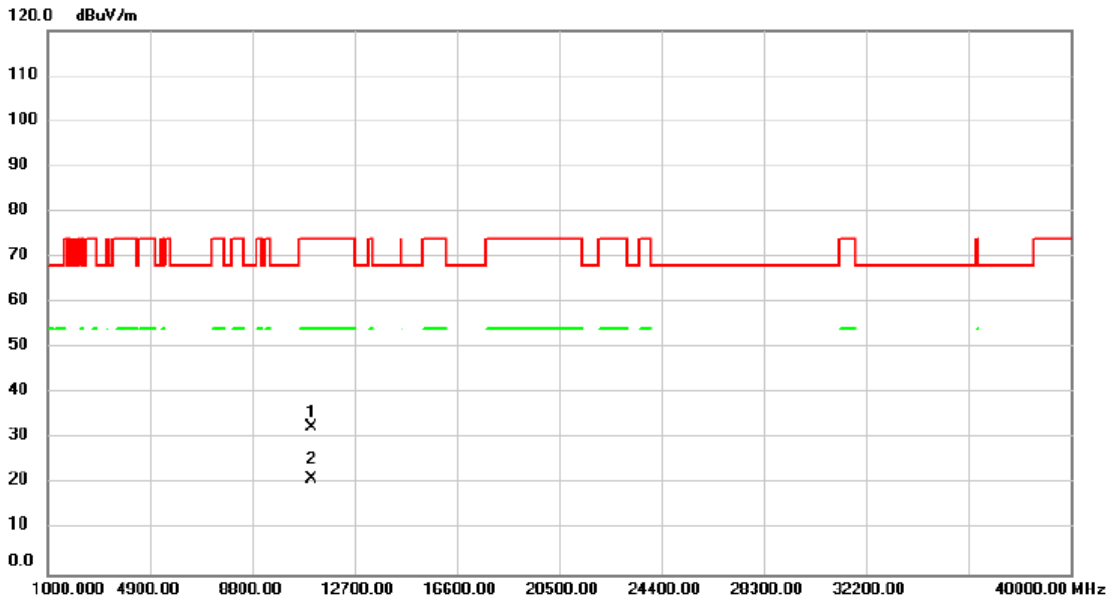


No.	Mk.	Freq.	Reading Level	Correct Factor	Measurement	Limit	Margin	Antenna Height	Table Degree	Comment
		MHz	dBuV	dB	dBuV/m	dBuV/m	dB	cm	degree	
1	*	10580.00	30.81	-0.42	30.39	68.20	-37.81			peak

**REMARKS:**

- (1) Measurement Value = Reading Level + Correct Factor.
- (2) Margin Level = Measurement Value - Limit Value.

Test Mode	IEEE 802.11be (EHT80)	Test Date	2024/5/3
Test Frequency	5530MHz	Polarization	Vertical



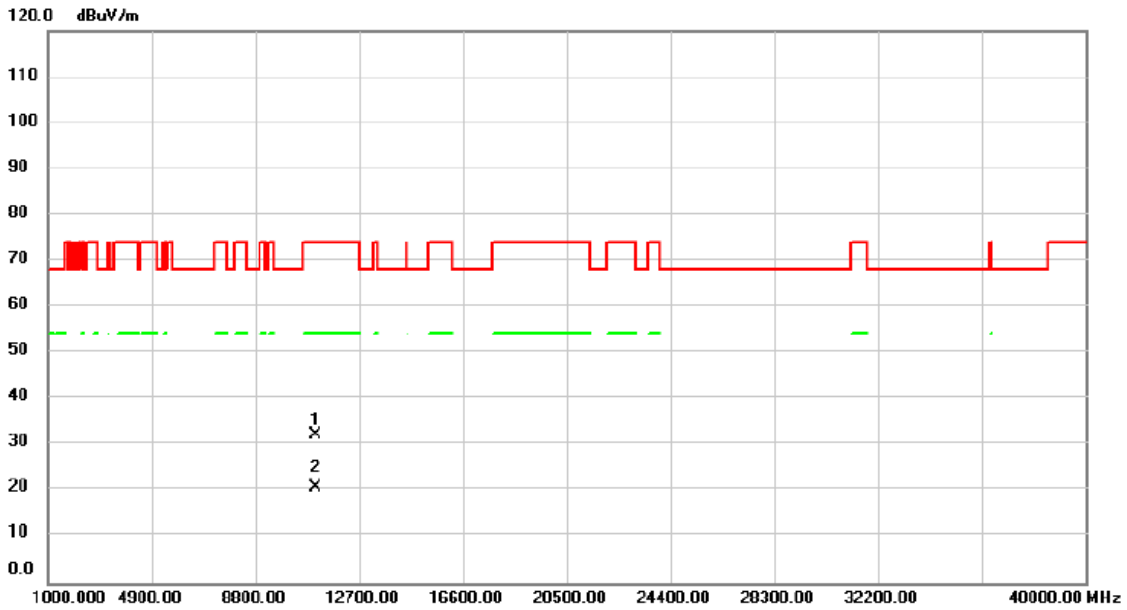
No. Mk.	Freq. MHz	Reading Level dBuV	Correct Factor dB	Measurement dBuV/m	Limit dBuV/m	Margin dB	Detector	Antenna Height cm	Table Degree	Comment
1	11060.00	32.78	-0.13	32.65	74.00	-41.35	peak			
2 *	11060.00	21.14	-0.13	21.01	54.00	-32.99	AVG			

**REMARKS:**

- (1) Measurement Value = Reading Level + Correct Factor.
- (2) Margin Level = Measurement Value - Limit Value.



Test Mode	IEEE 802.11be (EHT80)	Test Date	2024/5/3
Test Frequency	5530MHz	Polarization	Horizontal

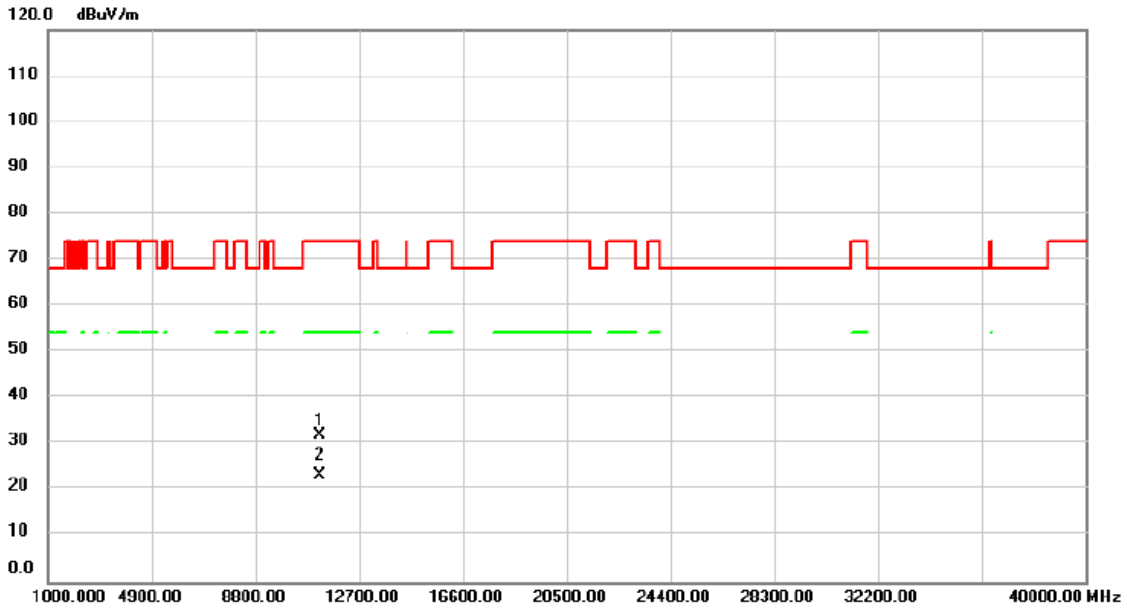


No.	Mk.	Freq.	Reading Level	Correct Factor	Measurement	Limit	Margin	Antenna Height	Table Degree	
		MHz	dBuV	dB	dBuV/m	dBuV/m	dB	cm	degree	Comment
1		11060.00	32.50	-0.13	32.37	74.00	-41.63			peak
2	*	11060.00	21.06	-0.13	20.93	54.00	-33.07			AVG

**REMARKS:**

- (1) Measurement Value = Reading Level + Correct Factor.
- (2) Margin Level = Measurement Value - Limit Value.

Test Mode	IEEE 802.11be (EHT80)	Test Date	2024/5/3
Test Frequency	5610MHz	Polarization	Vertical

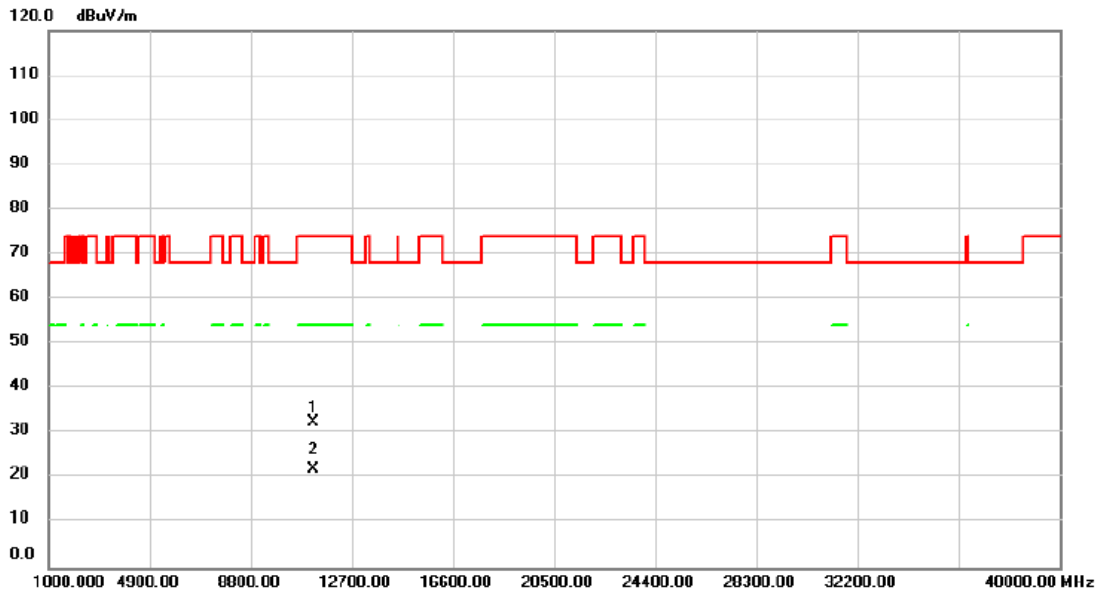


No.	Mk.	Freq. MHz	Reading Level dBuV	Correct Factor dB	Measure- ment dBuV/m	Limit dBuV/m	Margin dB	Antenna Height cm	Table Degree	Comment
1		11220.00	31.59	0.22	31.81	74.00	-42.19	peak		
2	*	11220.00	23.10	0.22	23.32	54.00	-30.68	AVG		

REMARKS:

- (1) Measurement Value = Reading Level + Correct Factor.
- (2) Margin Level = Measurement Value - Limit Value.

Test Mode	IEEE 802.11be (EHT80)	Test Date	2024/5/3
Test Frequency	5610MHz	Polarization	Horizontal

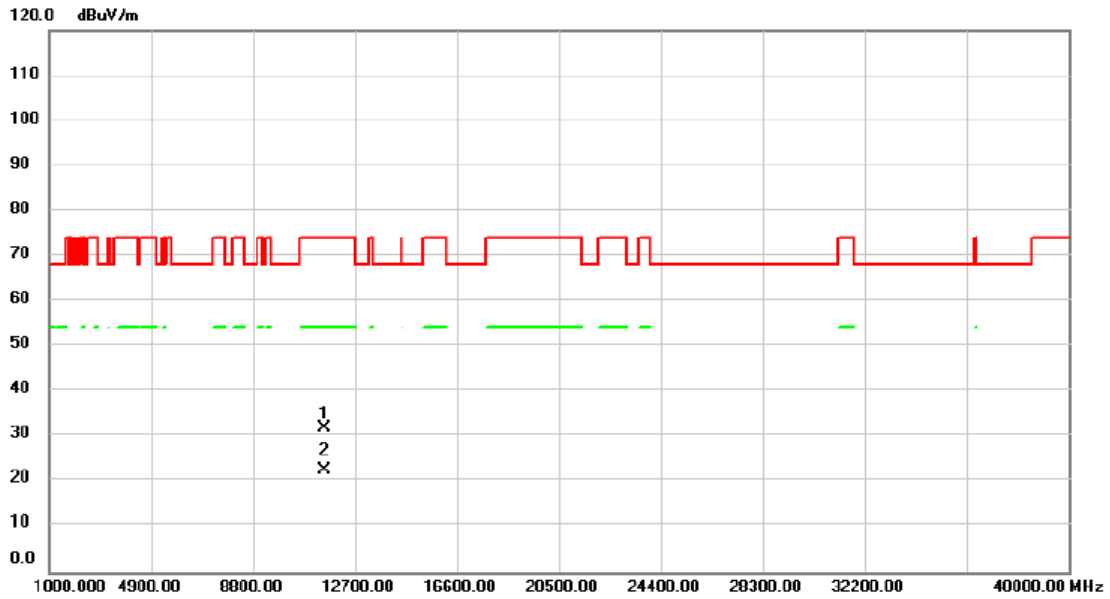


No. Mk.	Freq. MHz	Reading Level dBuV	Correct Factor dB	Measurement dBuV/m	Limit dBuV/m	Margin dB	Detector	Antenna Height cm	Table Degree	Comment
1	11220.00	32.32	0.22	32.54	74.00	-41.46	peak			
2 *	11220.00	21.71	0.22	21.93	54.00	-32.07	AVG			

**REMARKS:**

- (1) Measurement Value = Reading Level + Correct Factor.
- (2) Margin Level = Measurement Value - Limit Value.

Test Mode	IEEE 802.11be (EHT80)	Test Date	2024/5/3
Test Frequency	5775MHz	Polarization	Vertical

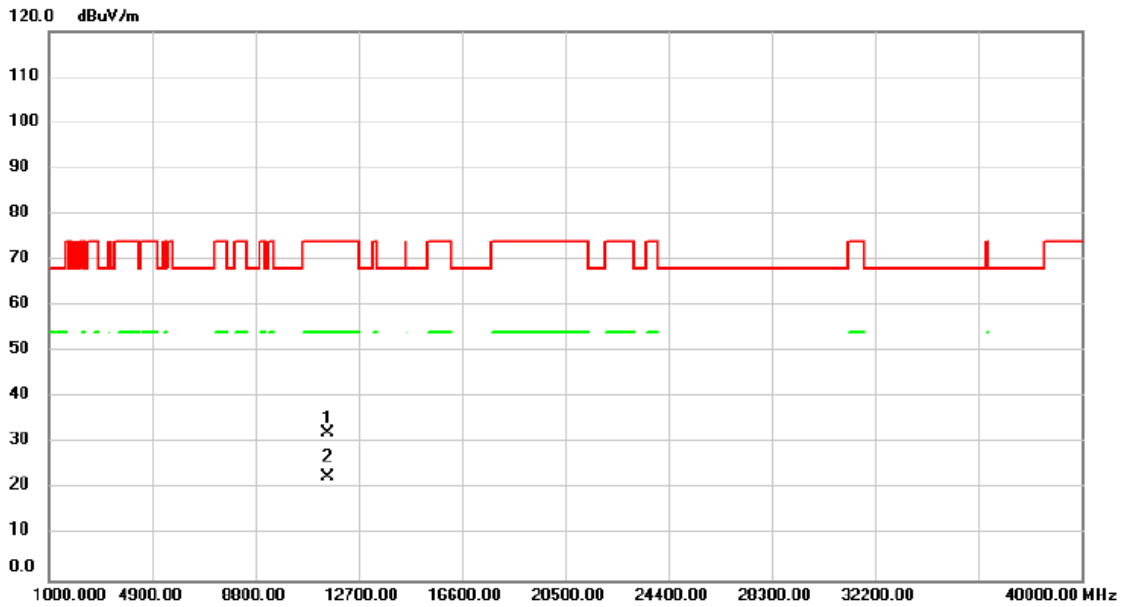


No.	Mk.	Freq.	Reading Level	Correct Factor	Measurement	Limit	Margin	Antenna Height	Table Degree	
		MHz	dBuV	dB	dBuV/m	dBuV/m	dB	cm	degree	Comment
1		11550.00	31.04	0.84	31.88	74.00	-42.12			peak
2	*	11550.00	21.91	0.84	22.75	54.00	-31.25			AVG

**REMARKS:**

- (1) Measurement Value = Reading Level + Correct Factor.
- (2) Margin Level = Measurement Value - Limit Value.

Test Mode	IEEE 802.11be (EHT80)	Test Date	2024/5/3
Test Frequency	5775MHz	Polarization	Horizontal

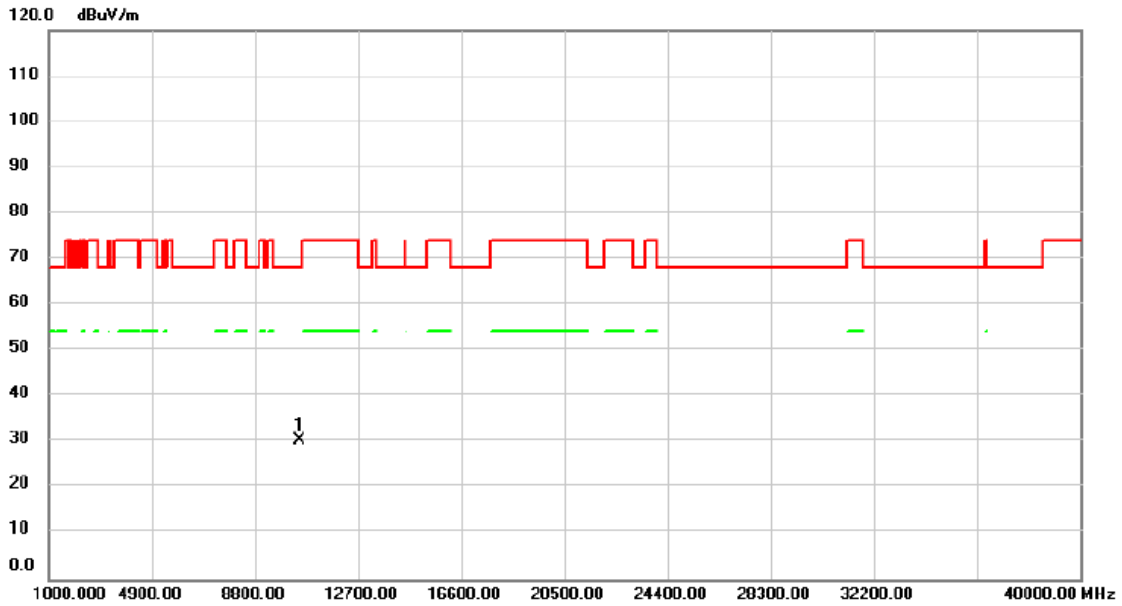


No.	Mk.	Freq.	Reading Level	Correct Factor	Measurement	Limit	Margin	Antenna Height	Table Degree	
		MHz	dBuV	dB	dBuV/m	dBuV/m	dB	cm	degree	Comment
1		11550.00	31.29	0.84	32.13	74.00	-41.87			peak
2	*	11550.00	21.71	0.84	22.55	54.00	-31.45			AVG

**REMARKS:**

- (1) Measurement Value = Reading Level + Correct Factor.
- (2) Margin Level = Measurement Value - Limit Value.

Test Mode	IEEE 802.11be (EHT160)	Test Date	2024/5/3
Test Frequency	5250MHz	Polarization	Vertical

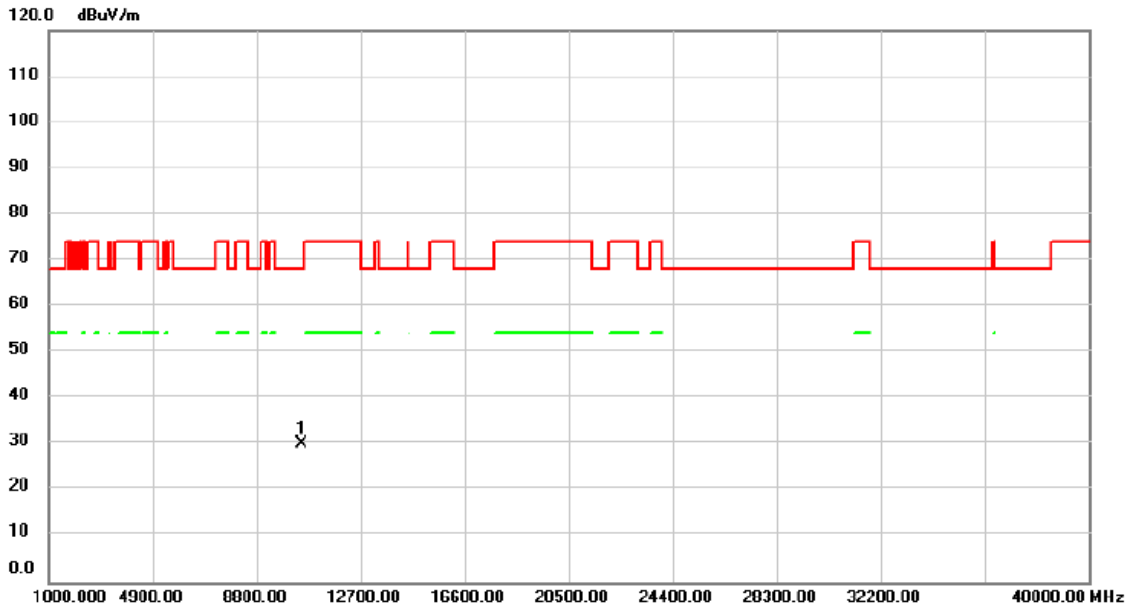


No.	Mk.	Freq.	Reading Level	Correct Factor	Measurement	Limit	Margin	Antenna Height	Table Degree	
		MHz	dBuV	dB	dBuV/m	dBuV/m	dB	cm	degree	Comment
1	*	10500.00	30.80	-0.45	30.35	68.20	-37.85			peak

**REMARKS:**

- (1) Measurement Value = Reading Level + Correct Factor.
- (2) Margin Level = Measurement Value - Limit Value.

Test Mode	IEEE 802.11be (EHT160)	Test Date	2024/5/3
Test Frequency	5250MHz	Polarization	Horizontal

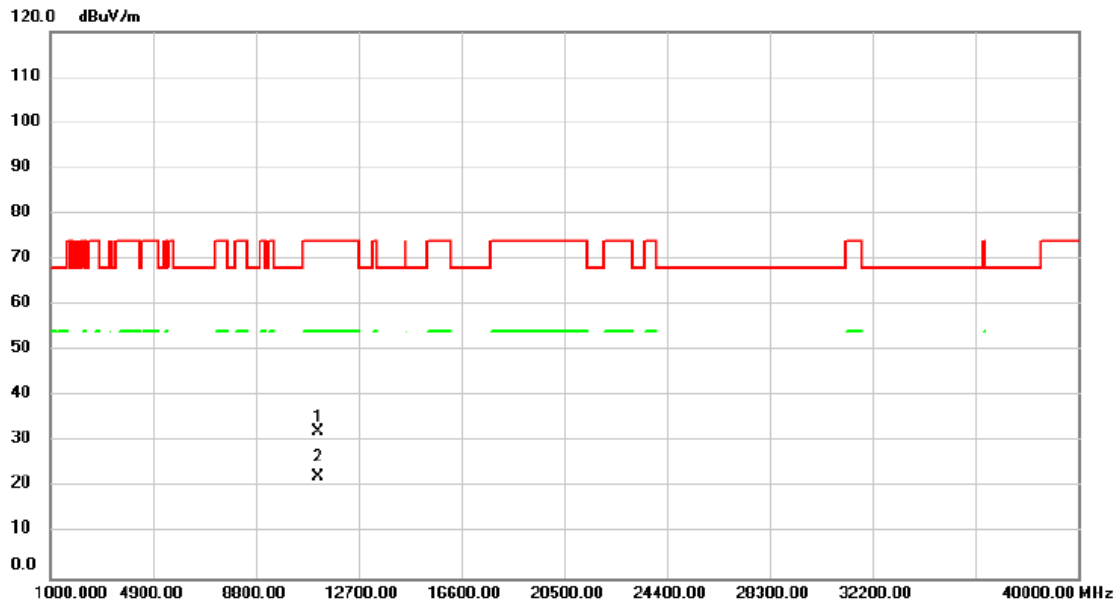


No.	Mk.	Freq.	Reading Level	Correct Factor	Measurement	Limit	Margin	Antenna Height	Table Degree	
		MHz	dBuV	dB	dBuV/m	dBuV/m	dB	cm	degree	Comment
1	*	10500.00	30.61	-0.45	30.16	68.20	-38.04			peak

**REMARKS:**

- (1) Measurement Value = Reading Level + Correct Factor.
- (2) Margin Level = Measurement Value - Limit Value.

Test Mode	IEEE 802.11be (EHT160)	Test Date	2024/5/3
Test Frequency	5570MHz	Polarization	Vertical



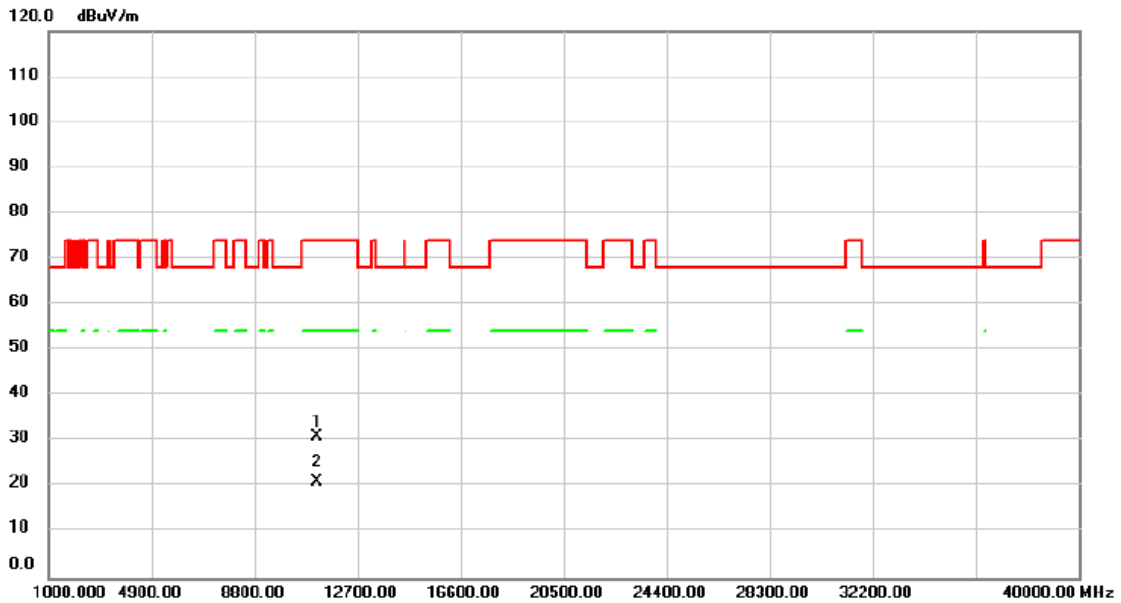
No.	Mk.	Freq.	Reading Level	Correct Factor	Measurement	Limit	Margin	Antenna Height	Table Degree	
		MHz	dBuV	dB	dBuV/m	dBuV/m	dB	cm	degree	Comment
1		11140.00	32.16	0.03	32.19	74.00	-41.81			peak
2	*	11140.00	22.26	0.03	22.29	54.00	-31.71			AVG

**REMARKS:**

- (1) Measurement Value = Reading Level + Correct Factor.
- (2) Margin Level = Measurement Value - Limit Value.



Test Mode	IEEE 802.11be (EHT160)	Test Date	2024/5/3
Test Frequency	5570MHz	Polarization	Horizontal

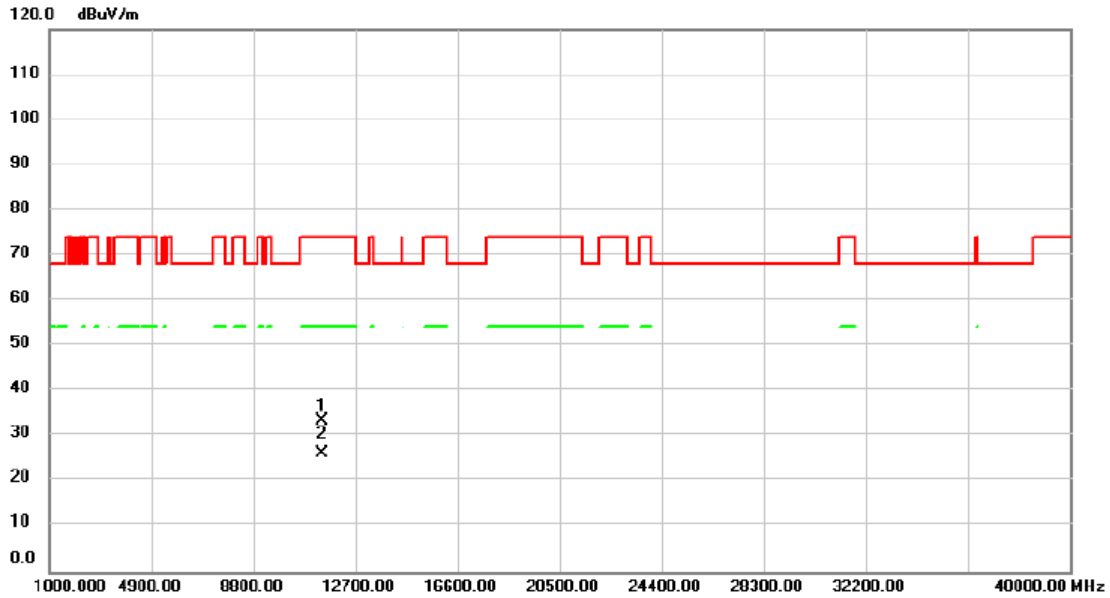


No.	Mk.	Freq.	Reading Level	Correct Factor	Measurement	Limit	Margin	Antenna Height	Table Degree	Comment
		MHz	dBuV	dB	dBuV/m	dBuV/m	dB	cm	degree	
1		11140.00	31.02	0.03	31.05	74.00	-42.95			peak
2	*	11140.00	21.13	0.03	21.16	54.00	-32.84			AVG

**REMARKS:**

- (1) Measurement Value = Reading Level + Correct Factor.
- (2) Margin Level = Measurement Value - Limit Value.

Test Mode	IEEE 802.11a	Test Date	2024/5/17
Test Frequency	5720Hz	Polarization	Vertical

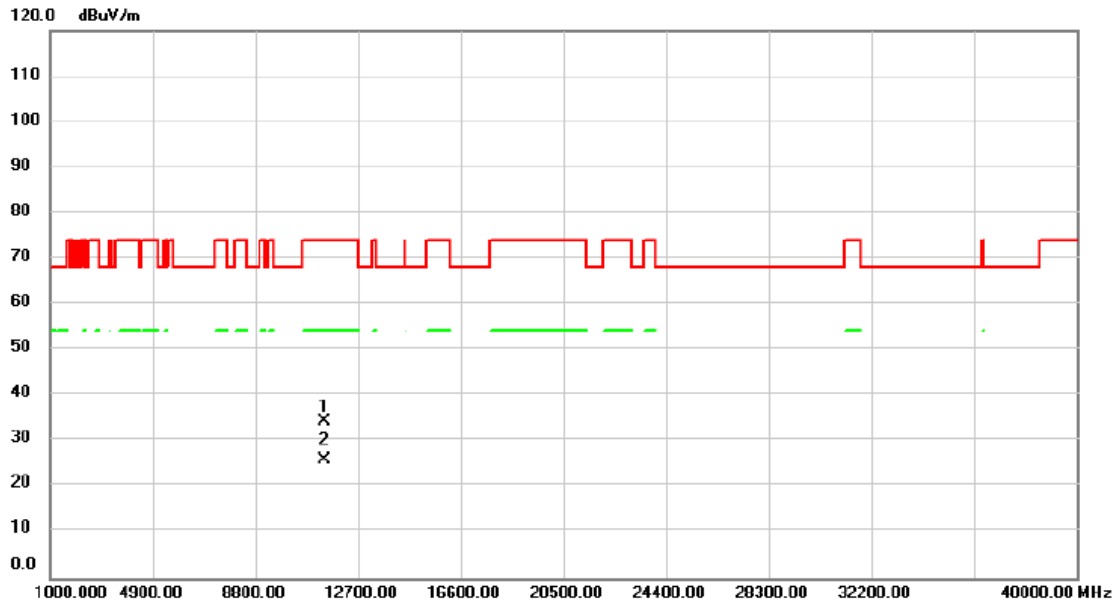


No.	Mk.	Freq.	Reading Level	Correct Factor	Measurement	Limit	Margin	Antenna Height	Table Degree	
		MHz	dBuV	dB	dBuV/m	dBuV/m	dB	cm	degree	Comment
1		11440.00	32.88	0.70	33.58	74.00	-40.42			peak
2	*	11440.00	25.44	0.70	26.14	54.00	-27.86			AVG

**REMARKS:**

- (1) Measurement Value = Reading Level + Correct Factor.
- (2) Margin Level = Measurement Value - Limit Value.

Test Mode	IEEE 802.11a	Test Date	2024/5/17
Test Frequency	5720Hz	Polarization	Horizontal

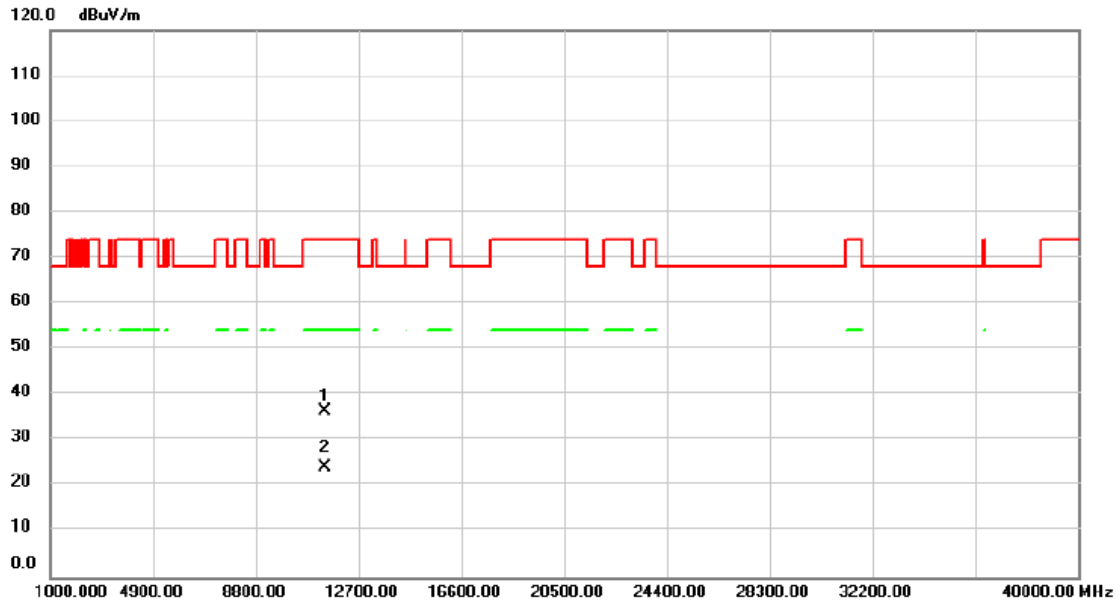


No.	Mk.	Freq.	Reading Level	Correct Factor	Measurement	Limit	Margin	Antenna Height	Table Degree	
		MHz	dBuV	dB	dBuV/m	dBuV/m	dB	cm	degree	Comment
1		11440.00	33.54	0.70	34.24	74.00	-39.76			peak
2	*	11440.00	25.36	0.70	26.06	54.00	-27.94			AVG

REMARKS:

- (1) Measurement Value = Reading Level + Correct Factor.
- (2) Margin Level = Measurement Value - Limit Value.

Test Mode	IEEE 802.11ac (VHT20)	Test Date	2024/5/17
Test Frequency	5720Hz	Polarization	Vertical

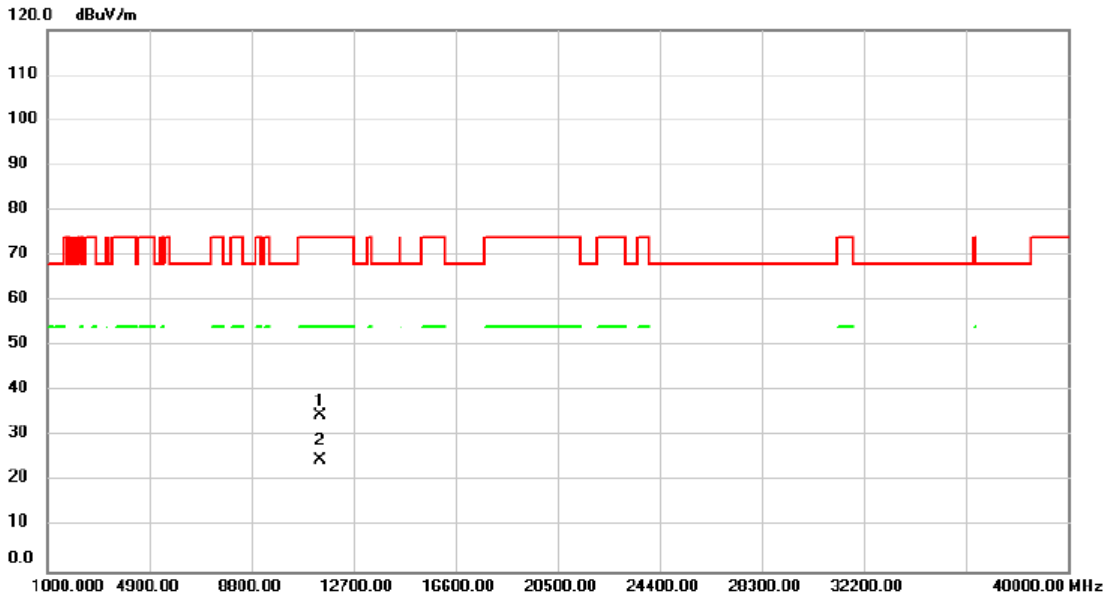


No.	Mk.	Freq.	Reading Level	Correct Factor	Measurement	Limit	Margin	Antenna Height	Table Degree	
		MHz	dBuV	dB	dBuV/m	dBuV/m	dB	cm	degree	Comment
1		11440.00	35.68	0.70	36.38	74.00	-37.62			peak
2	*	11440.00	23.59	0.70	24.29	54.00	-29.71			AVG

**REMARKS:**

- (1) Measurement Value = Reading Level + Correct Factor.
- (2) Margin Level = Measurement Value - Limit Value.

Test Mode	IEEE 802.11ac (VHT20)	Test Date	2024/5/17
Test Frequency	5720Hz	Polarization	Horizontal

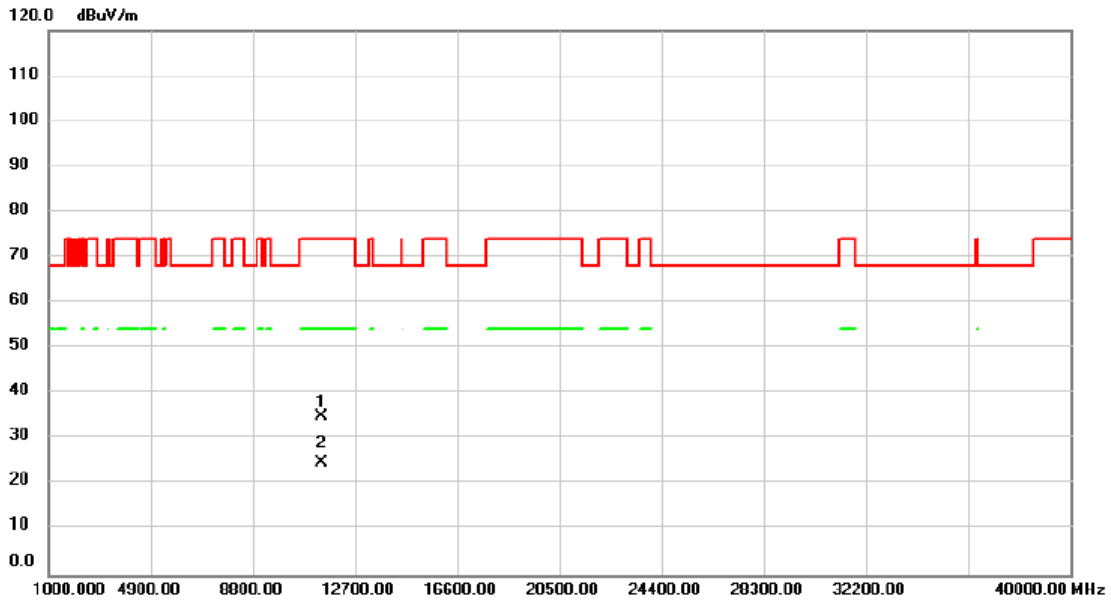


No. Mk.	Freq. MHz	Reading Level dBuV	Correct Factor dB	Measurement dBuV/m	Limit dBuV/m	Margin dB	Detector	Antenna Height cm	Table Degree	Comment
1	11440.00	33.84	0.70	34.54	74.00	-39.46	peak			
2 *	11440.00	23.94	0.70	24.64	54.00	-29.36	AVG			

**REMARKS:**

- (1) Measurement Value = Reading Level + Correct Factor.
- (2) Margin Level = Measurement Value - Limit Value.

Test Mode	IEEE 802.11ac (VHT40)	Test Date	2024/5/17
Test Frequency	5710Hz	Polarization	Vertical

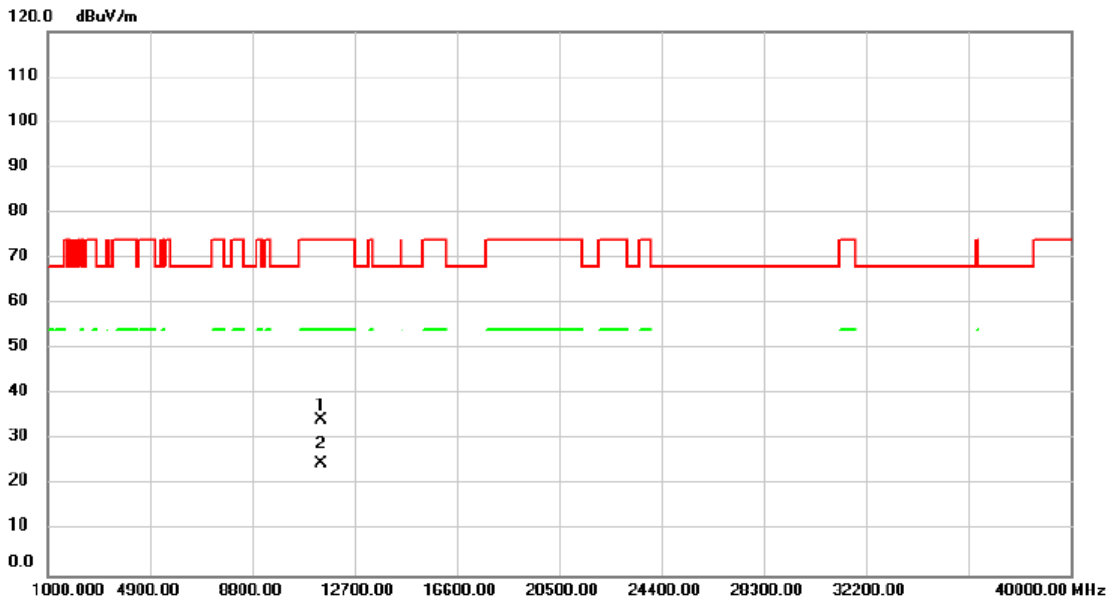


No.	Mk.	Freq.	Reading Level	Correct Factor	Measurement	Limit	Margin	Antenna Height	Table Degree	Comment
		MHz	dBuV	dB	dBuV/m	dBuV/m	dB	cm	degree	
1		11420.00	34.26	0.66	34.92	74.00	-39.08			peak
2	*	11420.00	24.24	0.66	24.90	54.00	-29.10			AVG

**REMARKS:**

- (1) Measurement Value = Reading Level + Correct Factor.
- (2) Margin Level = Measurement Value - Limit Value.

Test Mode	IEEE 802.11ac (VHT40)	Test Date	2024/5/17
Test Frequency	5710Hz	Polarization	Horizontal

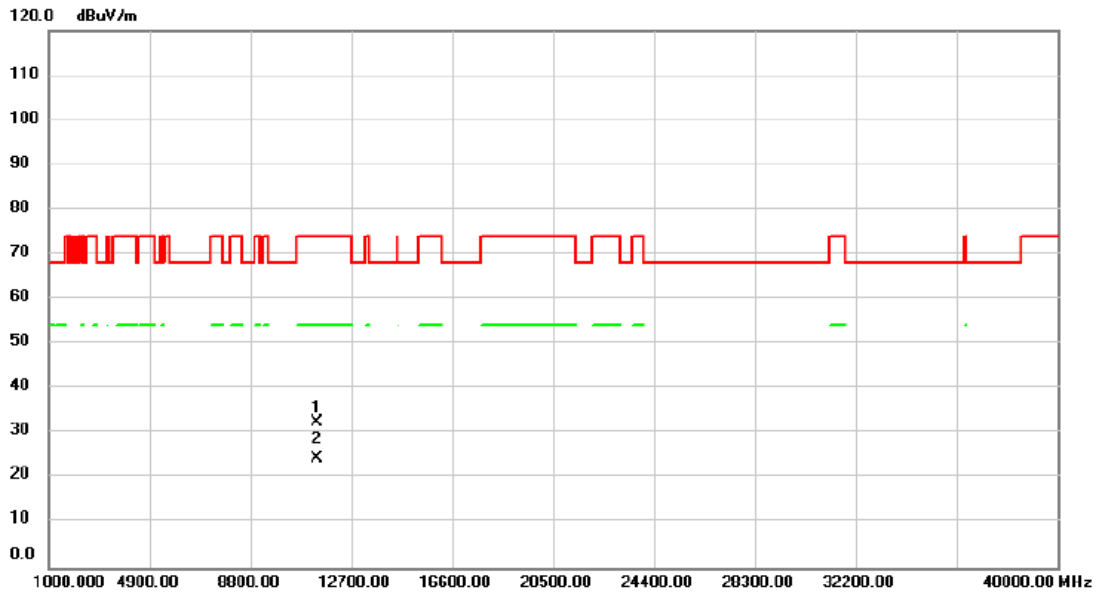


No.	Mk.	Freq.	Reading Level	Correct Factor	Measurement	Limit	Margin	Antenna Height	Table Degree	Comment
		MHz	dBuV	dB	dBuV/m	dBuV/m	dB	cm	degree	
1		11420.00	33.64	0.66	34.30	74.00	-39.70	peak		
2	*	11420.00	23.94	0.66	24.60	54.00	-29.40	AVG		

**REMARKS:**

- (1) Measurement Value = Reading Level + Correct Factor.
- (2) Margin Level = Measurement Value - Limit Value.

Test Mode	IEEE 802.11ac (VHT80)	Test Date	2024/5/17
Test Frequency	5690Hz	Polarization	Vertical



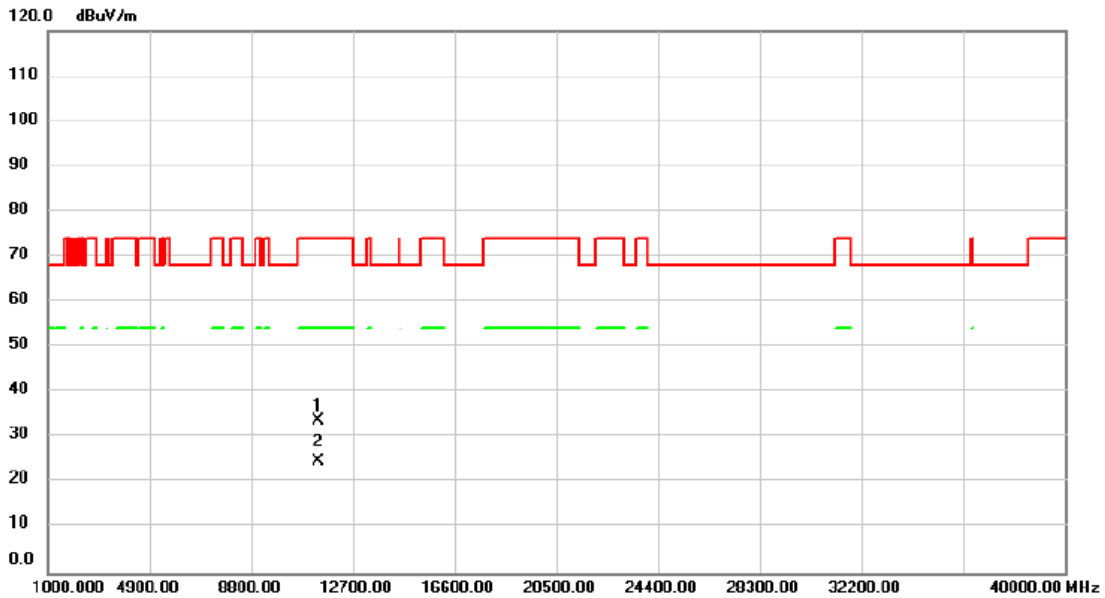
No. Mk.	Freq. MHz	Reading Level dBuV	Correct Factor dB	Measurement dBuV/m	Limit dBuV/m	Margin dB	Detector	Antenna Height cm	Table Degree	Comment
1	11380.00	31.93	0.56	32.49	74.00	-41.51	peak			
2 *	11380.00	24.02	0.56	24.58	54.00	-29.42	AVG			

**REMARKS:**

- (1) Measurement Value = Reading Level + Correct Factor.
- (2) Margin Level = Measurement Value - Limit Value.



Test Mode	IEEE 802.11ac (VHT80)	Test Date	2024/5/17
Test Frequency	5690Hz	Polarization	Horizontal

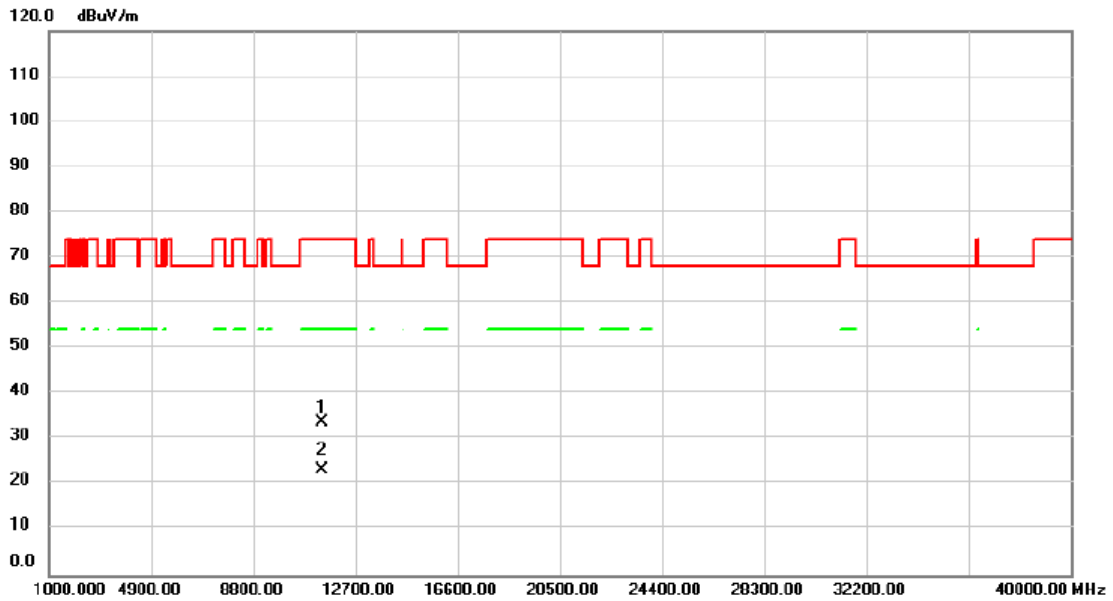


No. Mk.	Freq. MHz	Reading Level dBuV	Correct Factor dB	Measurement dBuV/m	Limit dBuV/m	Margin dB	Detector	Antenna Height cm	Table Degree	Comment
1	11380.00	33.17	0.56	33.73	74.00	-40.27	peak			
2 *	11380.00	24.04	0.56	24.60	54.00	-29.40	AVG			

**REMARKS:**

- (1) Measurement Value = Reading Level + Correct Factor.
- (2) Margin Level = Measurement Value - Limit Value.

Test Mode	IEEE 802.11ax (HE20)	Test Date	2024/5/17
Test Frequency	5720Hz	Polarization	Vertical

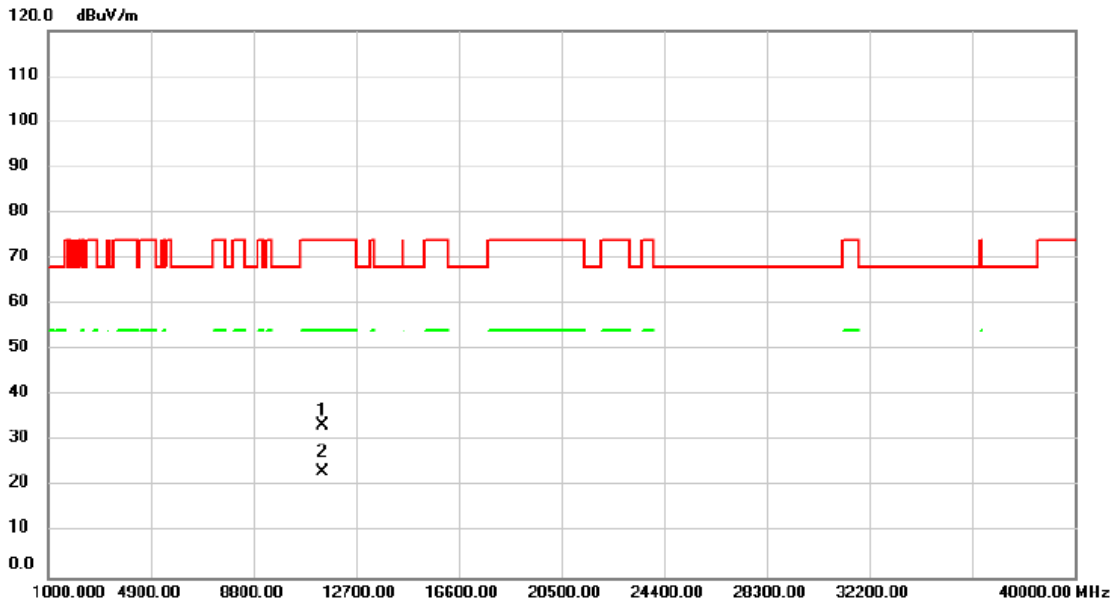


No.	Mk.	Freq.	Reading Level	Correct Factor	Measurement	Limit	Margin	Antenna Height	Table Degree	
		MHz	dBuV	dB	dBuV/m	dBuV/m	dB	cm	degree	Comment
1		11440.00	32.96	0.70	33.66	74.00	-40.34			peak
2	*	11440.00	22.49	0.70	23.19	54.00	-30.81			AVG

**REMARKS:**

- (1) Measurement Value = Reading Level + Correct Factor.
- (2) Margin Level = Measurement Value - Limit Value.

Test Mode	IEEE 802.11ax (HE20)	Test Date	2024/5/17
Test Frequency	5720Hz	Polarization	Horizontal

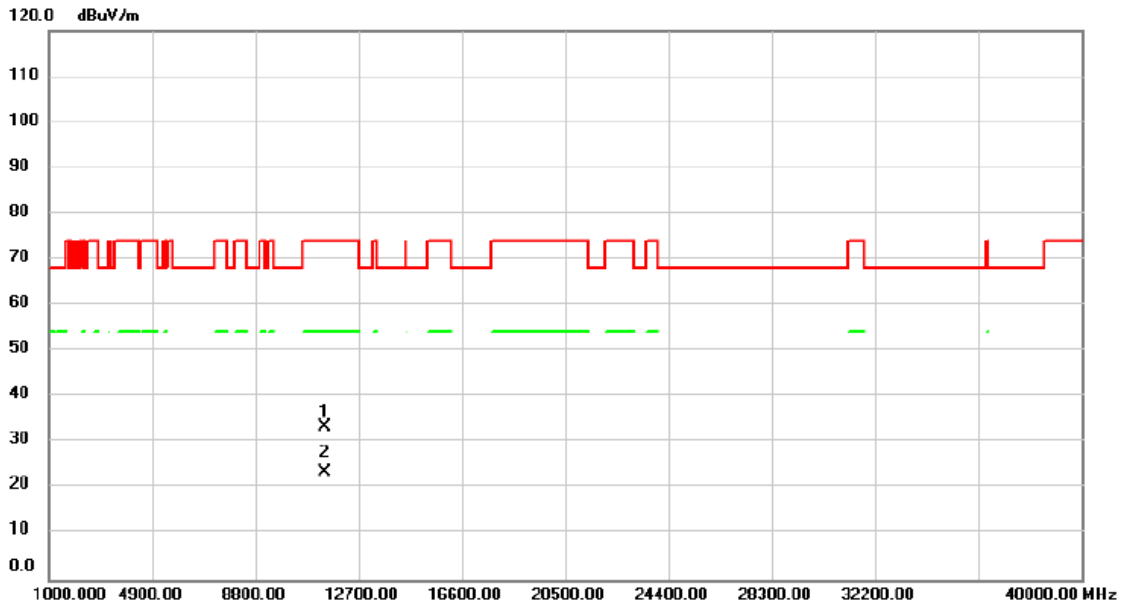


No.	Mk.	Freq.	Reading Level	Correct Factor	Measurement	Limit	Margin	Antenna Height	Table Degree	Comment
		MHz	dBuV	dB	dBuV/m	dBuV/m	dB	cm	degree	
1		11440.00	32.86	0.70	33.56	74.00	-40.44	peak		
2	*	11440.00	22.58	0.70	23.28	54.00	-30.72	AVG		

**REMARKS:**

- (1) Measurement Value = Reading Level + Correct Factor.
- (2) Margin Level = Measurement Value - Limit Value.

Test Mode	IEEE 802.11ax (HE40)	Test Date	2024/5/17
Test Frequency	5710Hz	Polarization	Vertical

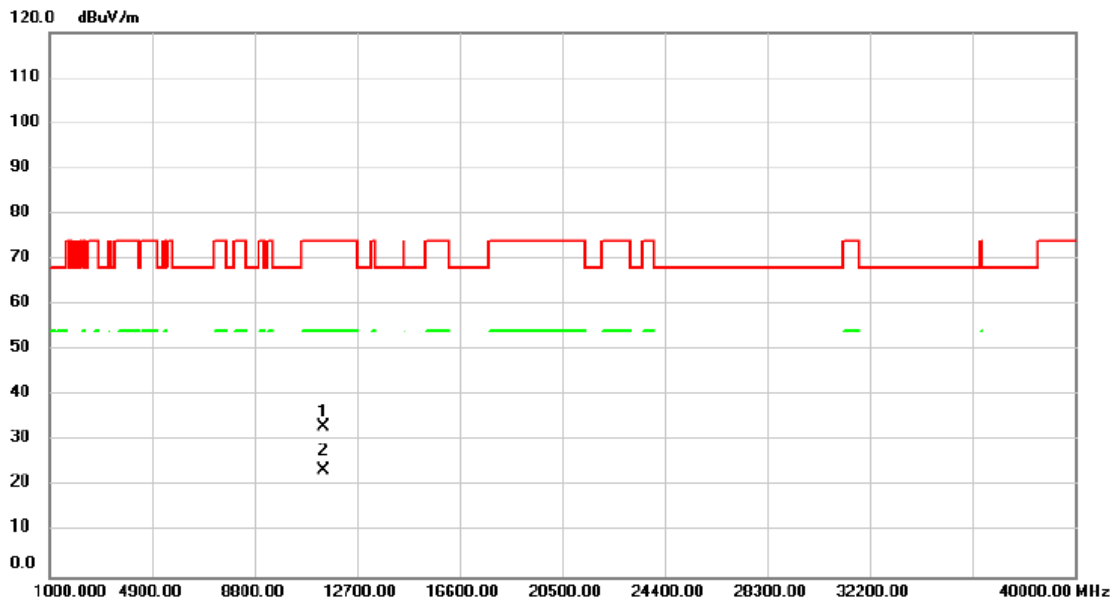


No.	Mk.	Freq.	Reading Level	Correct Factor	Measurement	Limit	Margin	Antenna Height	Table Degree	Comment
		MHz	dBuV	dB	dBuV/m	dBuV/m	dB	cm	degree	
1		11420.00	32.87	0.66	33.53	74.00	-40.47	peak		
2	*	11420.00	22.94	0.66	23.60	54.00	-30.40	AVG		

**REMARKS:**

- (1) Measurement Value = Reading Level + Correct Factor.
- (2) Margin Level = Measurement Value - Limit Value.

Test Mode	IEEE 802.11ax (HE40)	Test Date	2024/5/17
Test Frequency	5710Hz	Polarization	Horizontal

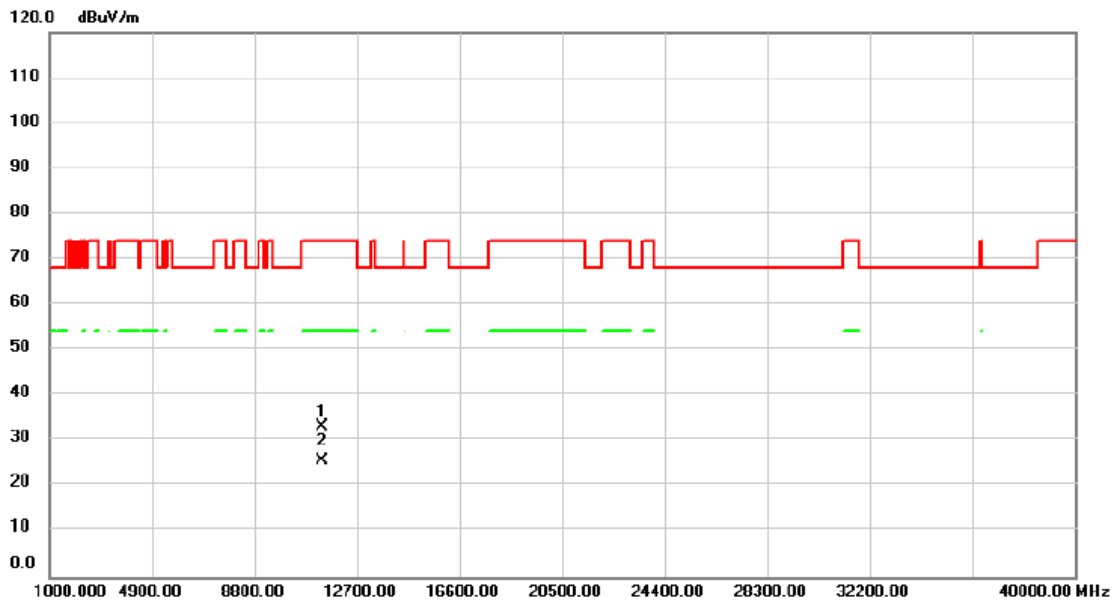


No. Mk.	Freq. MHz	Reading Level dBuV	Correct Factor dB	Measurement dBuV/m	Limit dBuV/m	Margin dB	Detector	Antenna Height cm	Table Degree	Comment
1	11420.00	32.49	0.66	33.15	74.00	-40.85	peak			
2 *	11420.00	22.94	0.66	23.60	54.00	-30.40	AVG			

**REMARKS:**

- (1) Measurement Value = Reading Level + Correct Factor.
- (2) Margin Level = Measurement Value - Limit Value.

Test Mode	IEEE 802.11ax (HE80)	Test Date	2024/5/17
Test Frequency	5690Hz	Polarization	Vertical

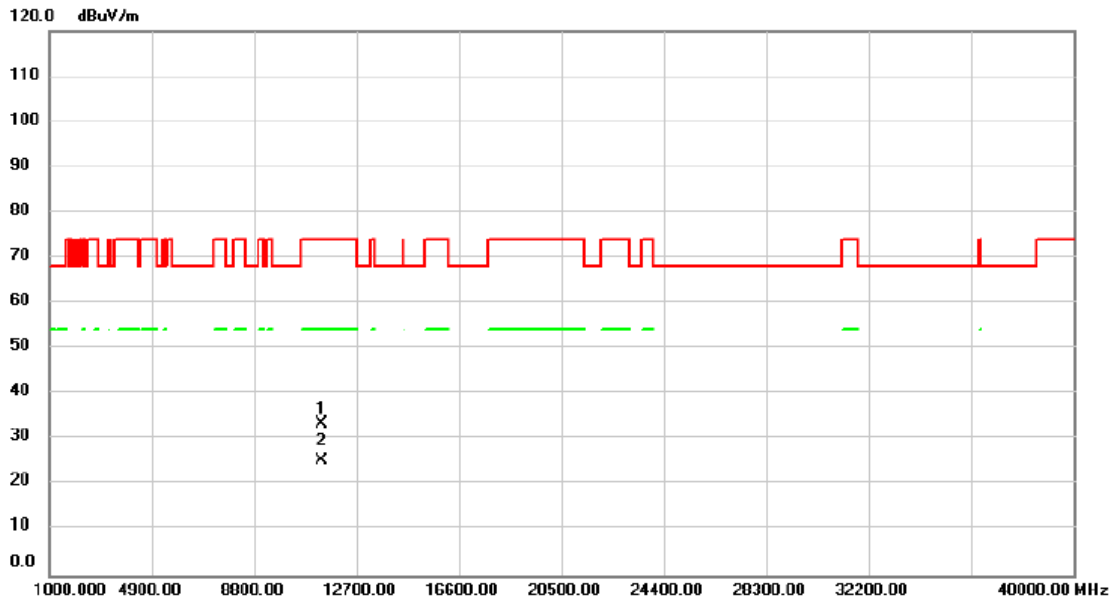


No.	Mk.	Freq.	Reading Level	Correct Factor	Measurement	Limit	Margin	Antenna Height	Table Degree	
		MHz	dBuV	dB	dBuV/m	dBuV/m	dB	cm	degree	Comment
1		11380.00	32.73	0.56	33.29	74.00	-40.71			peak
2	*	11380.00	25.18	0.56	25.74	54.00	-28.26			AVG

**REMARKS:**

- (1) Measurement Value = Reading Level + Correct Factor.
- (2) Margin Level = Measurement Value - Limit Value.

Test Mode	IEEE 802.11ax (HE80)	Test Date	2024/5/17
Test Frequency	5690Hz	Polarization	Horizontal

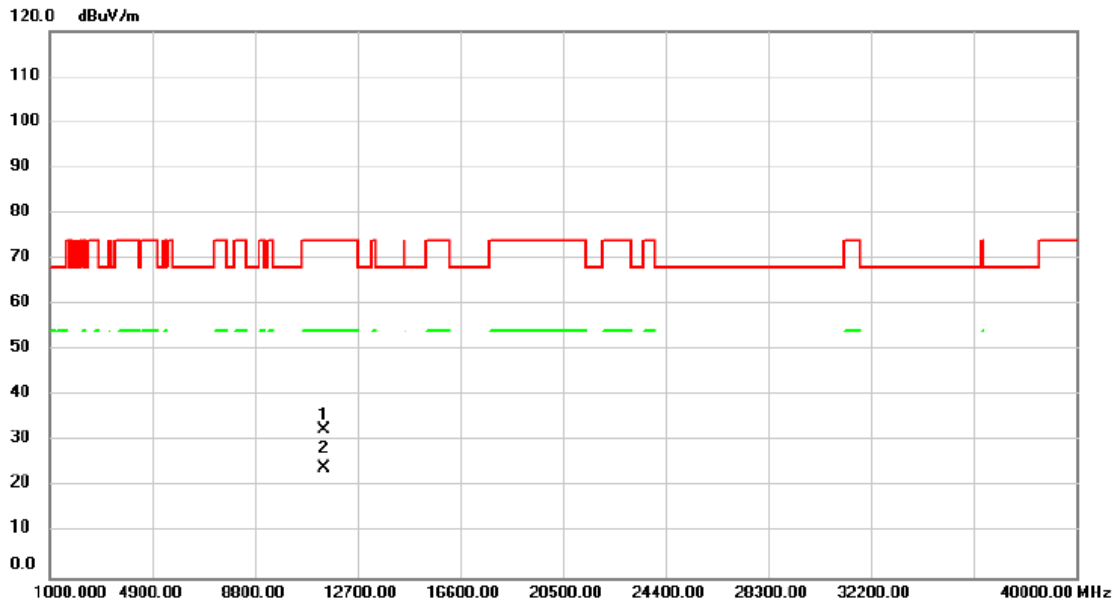


No.	Mk.	Freq.	Reading Level	Correct Factor	Measurement	Limit	Margin	Antenna Height	Table Degree	Comment
		MHz	dBuV	dB	dBuV/m	dBuV/m	dB	cm	degree	
1		11380.00	32.94	0.56	33.50	74.00	-40.50	peak		
2	*	11380.00	24.71	0.56	25.27	54.00	-28.73	AVG		

**REMARKS:**

- (1) Measurement Value = Reading Level + Correct Factor.
- (2) Margin Level = Measurement Value - Limit Value.

Test Mode	IEEE 802.11be (EHT20)	Test Date	2024/5/17
Test Frequency	5720Hz	Polarization	Vertical



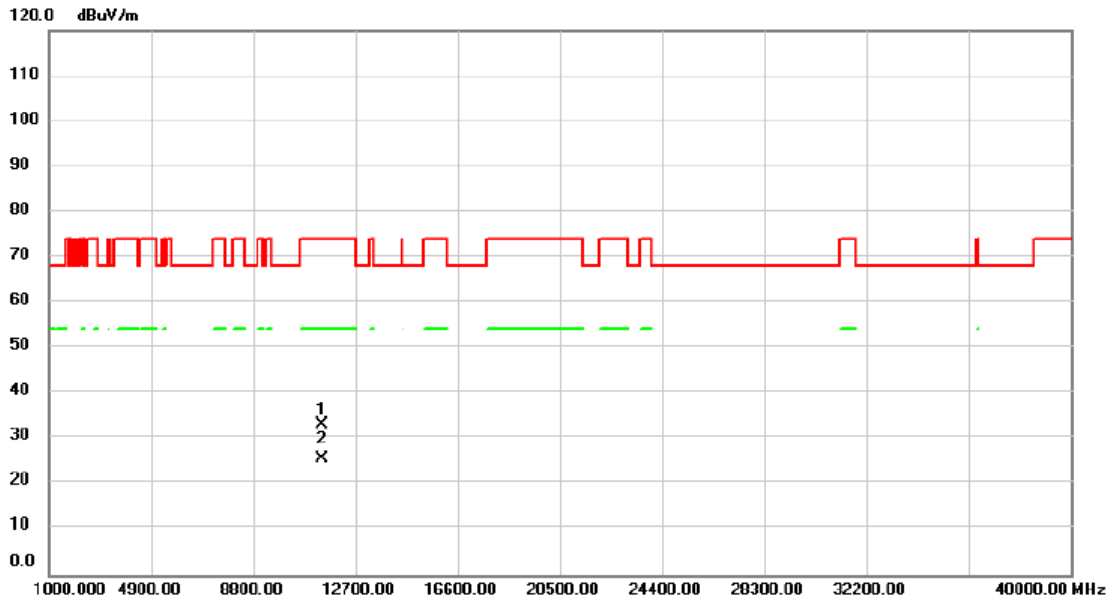
No.	Mk.	Freq.	Reading Level	Correct Factor	Measurement	Limit	Margin	Antenna Height	Table Degree	Comment
		MHz	dBuV	dB	dBuV/m	dBuV/m	dB	cm	degree	
1		11440.00	31.77	0.70	32.47	74.00	-41.53			peak
2	*	11440.00	23.44	0.70	24.14	54.00	-29.86			AVG

**REMARKS:**

- (1) Measurement Value = Reading Level + Correct Factor.
- (2) Margin Level = Measurement Value - Limit Value.



Test Mode	IEEE 802.11be (EHT20)	Test Date	2024/5/17
Test Frequency	5720Hz	Polarization	Horizontal

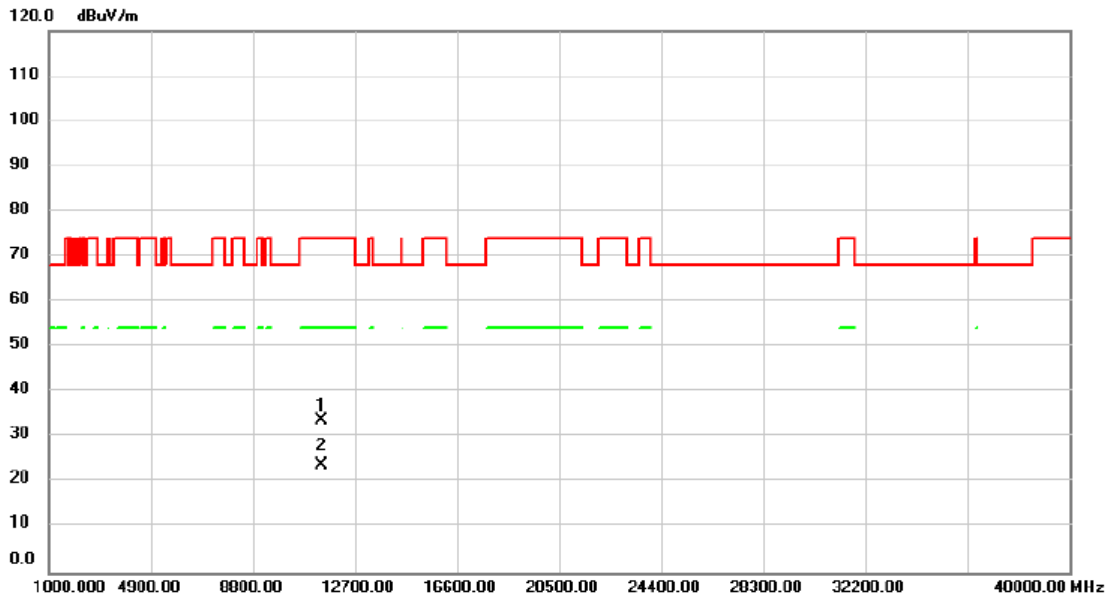


No.	Mk.	Freq.	Reading Level	Correct Factor	Measurement	Limit	Margin	Antenna Height	Table Degree	Comment
		MHz	dBuV	dB	dBuV/m	dBuV/m	dB	cm	degree	
1		11440.00	32.57	0.70	33.27	74.00	-40.73			peak
2	*	11440.00	25.04	0.70	25.74	54.00	-28.26			AVG

**REMARKS:**

- (1) Measurement Value = Reading Level + Correct Factor.
- (2) Margin Level = Measurement Value - Limit Value.

Test Mode	IEEE 802.11be (EHT40)	Test Date	2024/5/17
Test Frequency	5710Hz	Polarization	Vertical

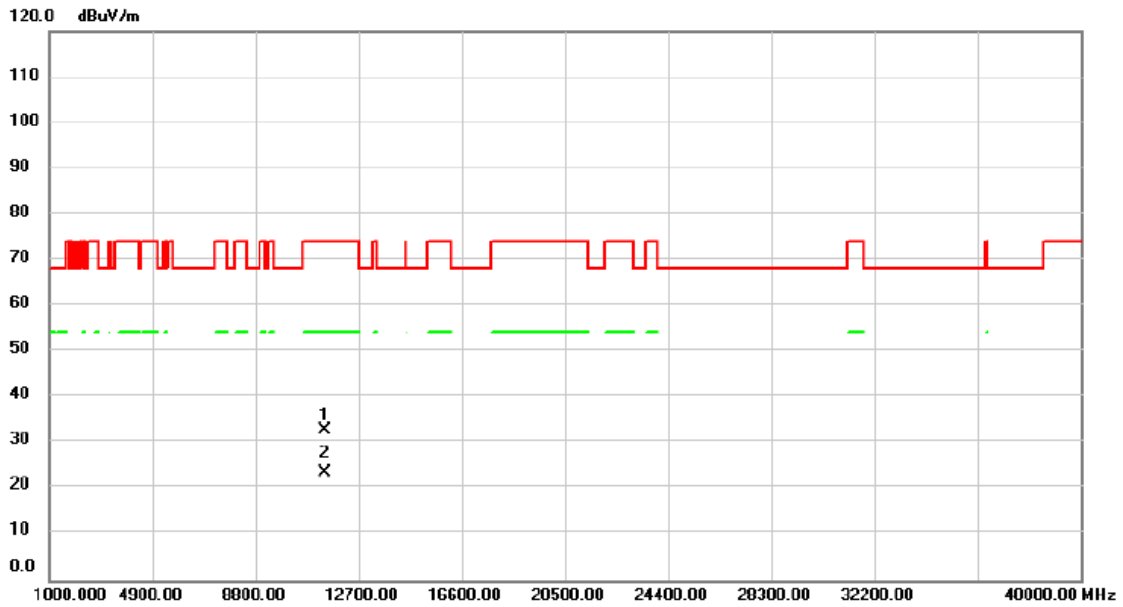


No.	Mk.	Freq.	Reading Level	Correct Factor	Measurement	Limit	Margin	Antenna Height	Table Degree	
		MHz	dBuV	dB	dBuV/m	dBuV/m	dB	cm	degree	Comment
1		11420.00	33.22	0.66	33.88	74.00	-40.12			peak
2	*	11420.00	23.15	0.66	23.81	54.00	-30.19			AVG

**REMARKS:**

- (1) Measurement Value = Reading Level + Correct Factor.
- (2) Margin Level = Measurement Value - Limit Value.

Test Mode	IEEE 802.11be (EHT40)	Test Date	2024/5/17
Test Frequency	5710Hz	Polarization	Horizontal

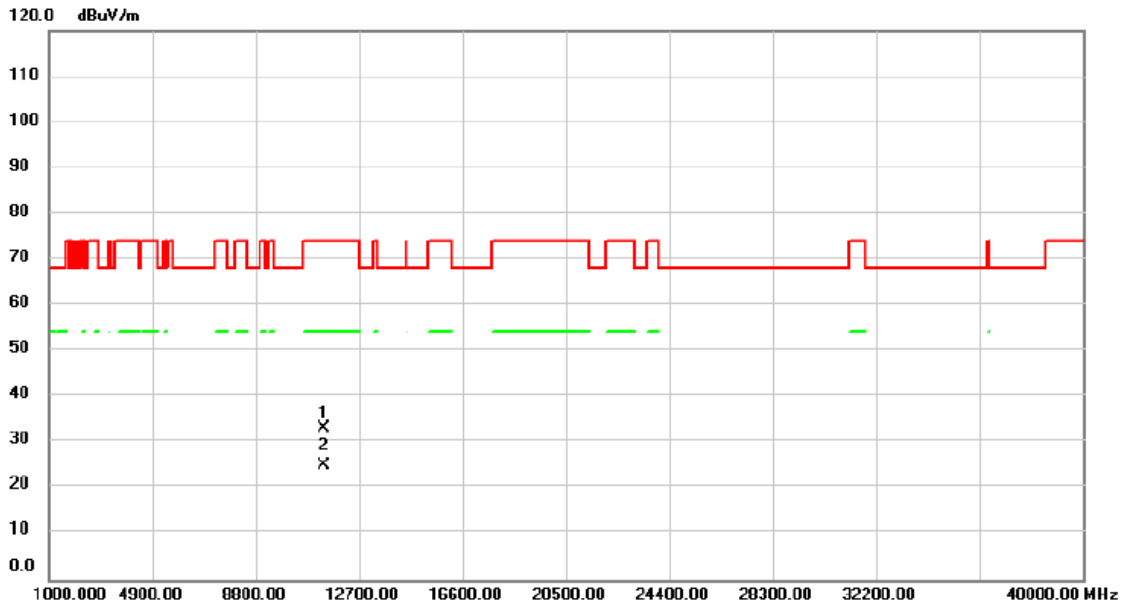


No.	Mk.	Freq.	Reading Level	Correct Factor	Measurement	Limit	Margin	Antenna Height	Table Degree	
		MHz	dBuV	dB	dBuV/m	dBuV/m	dB	cm	degree	Comment
1		11420.00	32.21	0.66	32.87	74.00	-41.13			peak
2	*	11420.00	23.02	0.66	23.68	54.00	-30.32			AVG

**REMARKS:**

- (1) Measurement Value = Reading Level + Correct Factor.
- (2) Margin Level = Measurement Value - Limit Value.

Test Mode	IEEE 802.11be (EHT80)	Test Date	2024/5/17
Test Frequency	5690Hz	Polarization	Vertical

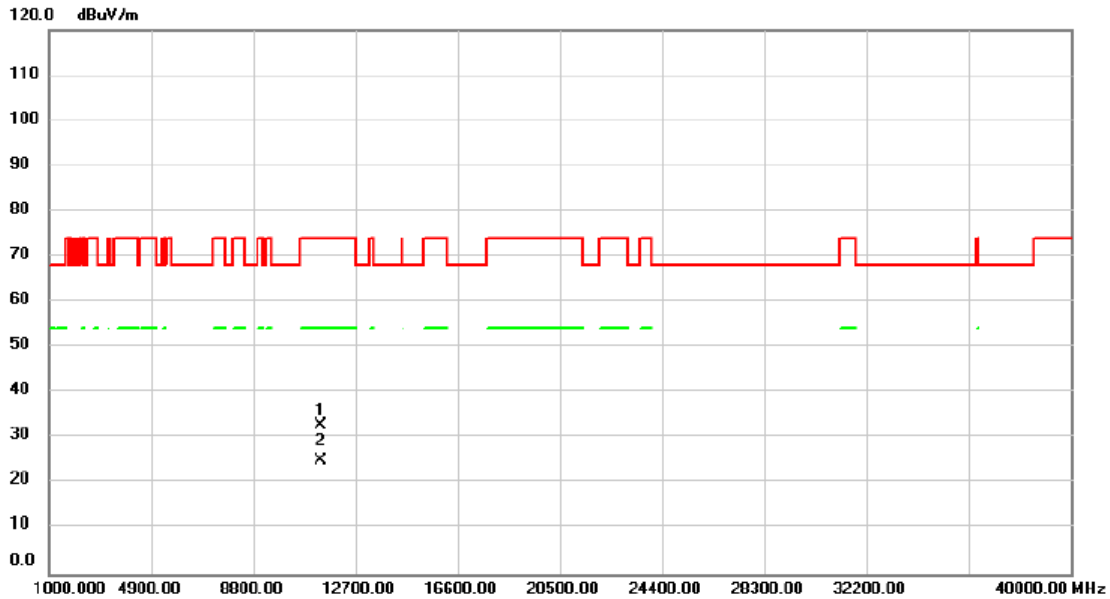


No. Mk.	Freq. MHz	Reading Level dBuV	Correct Factor dB	Measurement dBuV/m	Limit dBuV/m	Margin dB	Detector	Antenna Height cm	Table Degree	Comment
1	11380.00	32.65	0.56	33.21	74.00	-40.79	peak			
2 *	11380.00	24.46	0.56	25.02	54.00	-28.98	AVG			

**REMARKS:**

- (1) Measurement Value = Reading Level + Correct Factor.
- (2) Margin Level = Measurement Value - Limit Value.

Test Mode	IEEE 802.11be (EHT80)	Test Date	2024/5/17
Test Frequency	5690Hz	Polarization	Horizontal



No.	Mk.	Freq.	Reading Level	Correct Factor	Measurement	Limit	Margin	Antenna Height	Table Degree	Comment
		MHz	dBuV	dB	dBuV/m	dBuV/m	dB	cm	degree	
1		11380.00	32.18	0.56	32.74	74.00	-41.26			peak
2	*	11380.00	24.54	0.56	25.10	54.00	-28.90			AVG

**REMARKS:**

- (1) Measurement Value = Reading Level + Correct Factor.
- (2) Margin Level = Measurement Value - Limit Value.

## APPENDIX D BANDWIDTH

Test Mode	IEEE 802.11a_Ant.1
-----------	--------------------

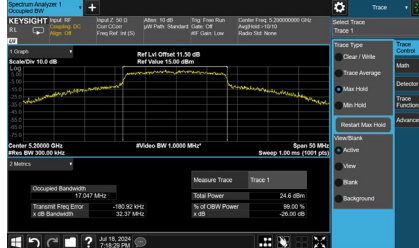
Channel	Frequency (MHz)	26 dB Bandwidth (MHz)	99 % Occupied Bandwidth (MHz)
36	5180	31.230	26.000
40	5200	32.370	29.700
48	5240	34.440	24.200

CH36

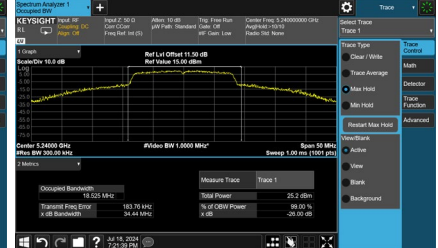


CH40

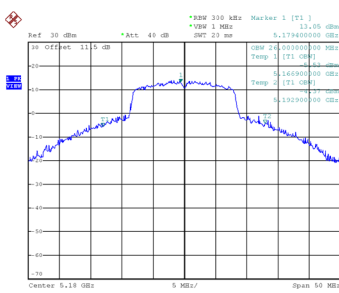
26 dB Bandwidth



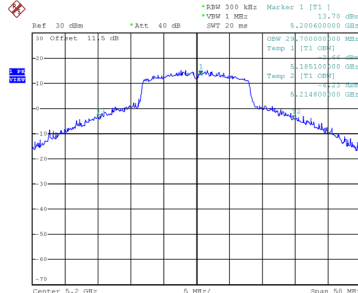
CH48



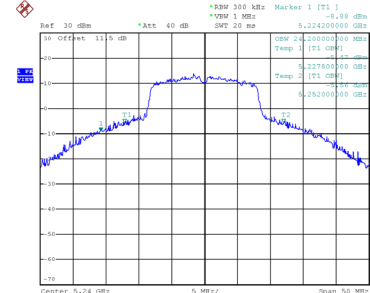
99 % Occupied Bandwidth



Date: 2.MAY.2024 11:53:26



Date: 2.MAY.2024 11:55:35



Date: 2.MAY.2024 11:56:47

Channel	Frequency (MHz)	26 dB Bandwidth (MHz)	99 % Occupied Bandwidth (MHz)
52	5260	36.020	17.200
60	5300	30.030	23.500
64	5320	33.180	17.300

### CH52

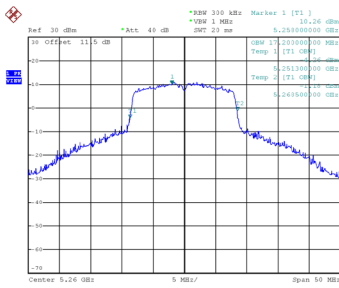
### CH60

### CH64

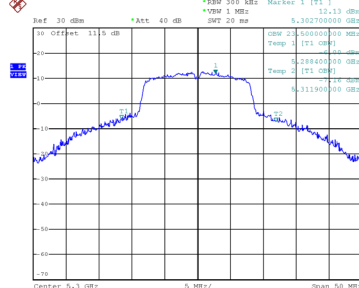
### 26 dB Bandwidth



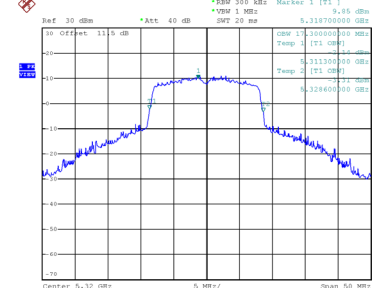
### 99 % Occupied Bandwidth



Date: 2.MAY.2024 11:57:59



Date: 2.MAY.2024 12:00:44

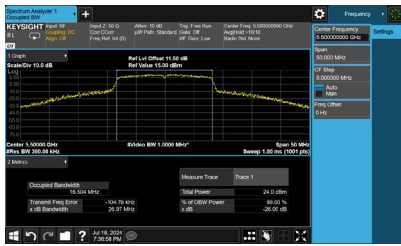


Date: 2.MAY.2024 12:03:04



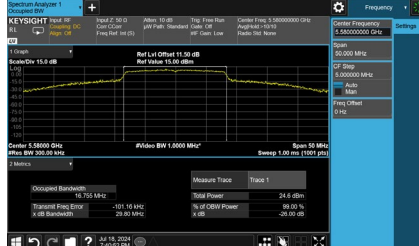
Channel	Frequency (MHz)	26 dB Bandwidth (MHz)	99 % Occupied Bandwidth (MHz)
100	5500	26.970	16.900
116	5580	29.800	16.900
140	5700	24.900	17.000
144	5720	26.450	17.000

### CH100

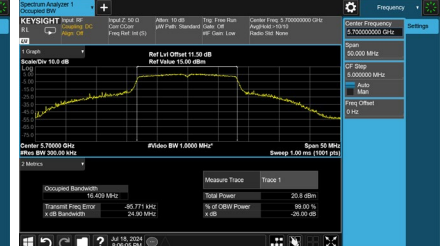


### CH116

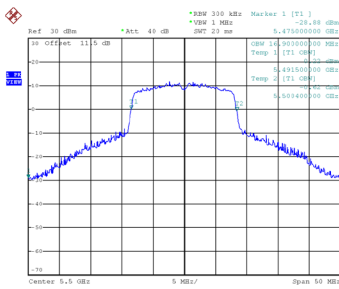
#### 26 dB Bandwidth



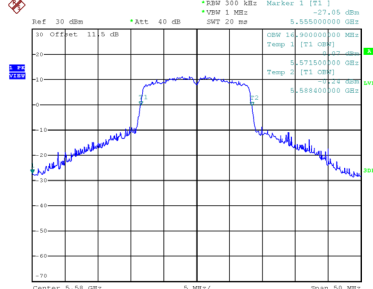
### CH140



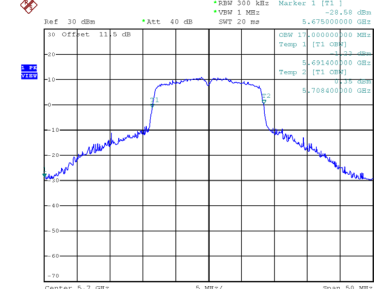
### 99 % Occupied Bandwidth



Date: 2.MAY.2024 12:04:35



Date: 2.MAY.2024 12:06:20



Date: 2.MAY.2024 12:09:29

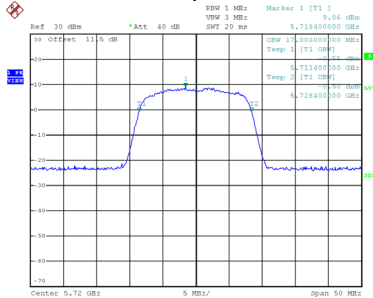
### 26 dB Bandwidth



Date: 6.MAY.2024 10:57:58

### CH144

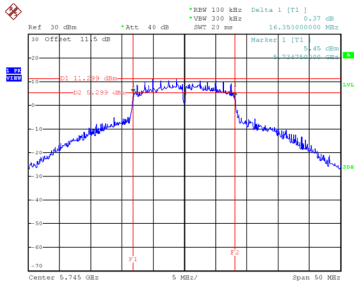
#### 99 % Occupied Bandwidth



Date: 6.MAY.2024 10:57:58

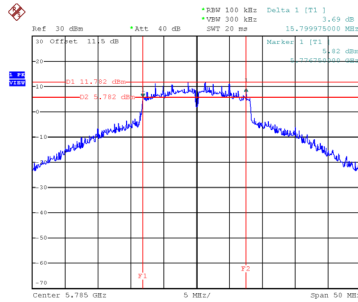
Channel	Frequency (MHz)	6 dB Bandwidth (MHz)	99 % Occupied Bandwidth (MHz)	6 dB Bandwidth Min. Limit (MHz)	Result
149	5745	16.350	26.700	0.5	Complies
157	5785	15.800	29.900	0.5	Complies
165	5825	15.789	29.600	0.5	Complies

### CH149



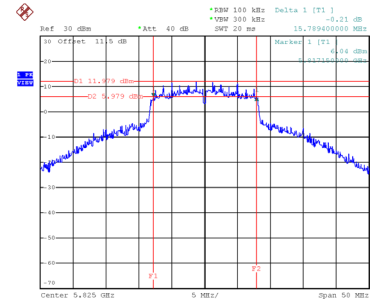
Date: 2.MAY.2024 12:13:28

### CH157 6 dB Bandwidth



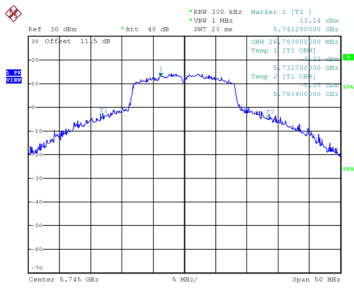
Date: 2.MAY.2024 12:20:33

### CH165

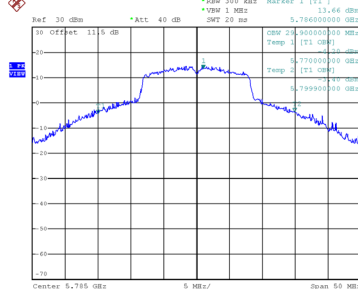


Date: 2.MAY.2024 12:22:21

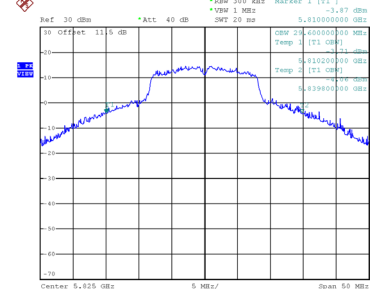
### 99 % Occupied Bandwidth



Date: 2.MAY.2024 12:12:57



Date: 2.MAY.2024 12:20:00

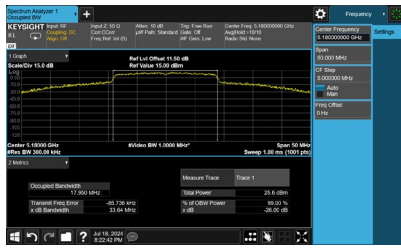


Date: 2.MAY.2024 12:21:49

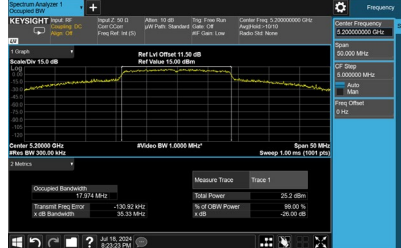
Test Mode	IEEE 802.11ac (VHT20)_Ant.1
-----------	-----------------------------

Channel	Frequency (MHz)	26 dB Bandwidth (MHz)	99 % Occupied Bandwidth (MHz)
36	5180	33.640	25.300
40	5200	35.330	26.700
48	5240	35.510	24.900

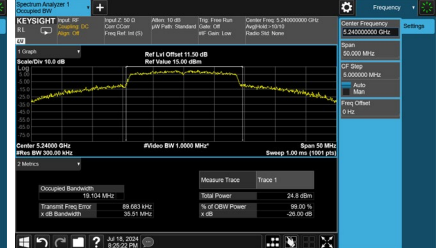
CH36



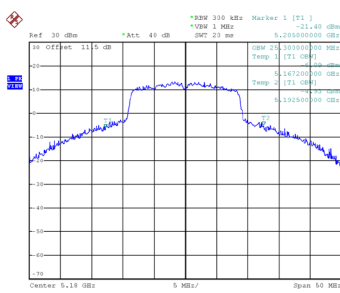
CH40  
26 dB Bandwidth



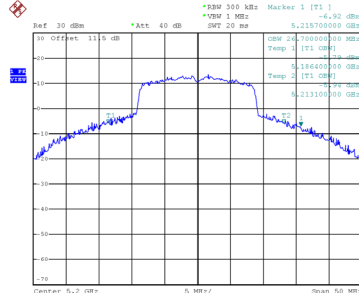
CH48



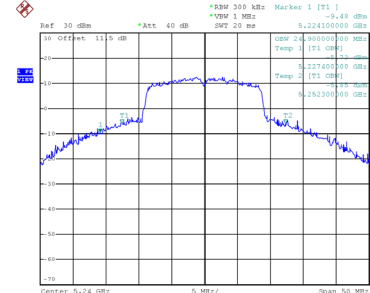
99 % Occupied Bandwidth



Date: 2.MAY.2024 12:25:13



Date: 2.MAY.2024 12:31:17



Date: 2.MAY.2024 12:32:27

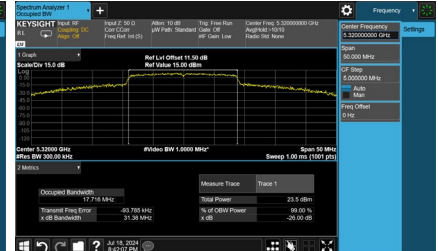
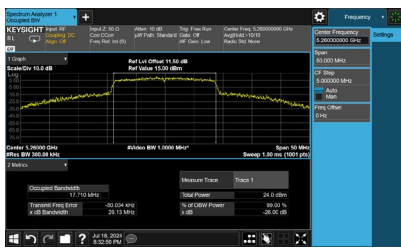
Channel	Frequency (MHz)	26 dB Bandwidth (MHz)	99 % Occupied Bandwidth (MHz)
52	5260	29.130	18.000
60	5300	26.640	18.100
64	5320	31.380	17.900

**CH52**

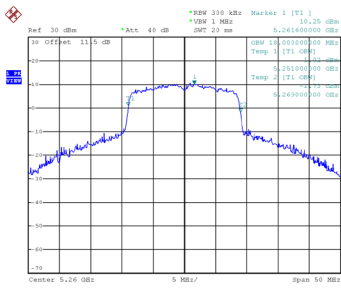
**CH60**

**CH64**

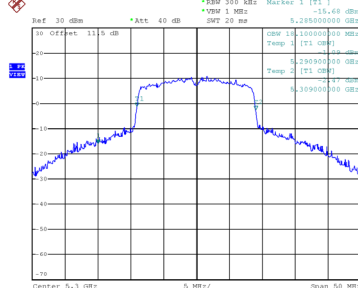
26 dB Bandwidth



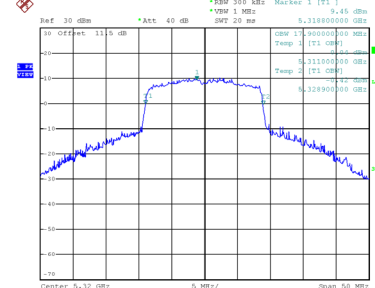
99 % Occupied Bandwidth



Date: 2.MAY.2024 12:33:30



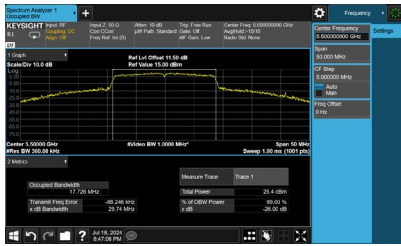
Date: 2.MAY.2024 12:34:48



Date: 2.MAY.2024 12:36:08

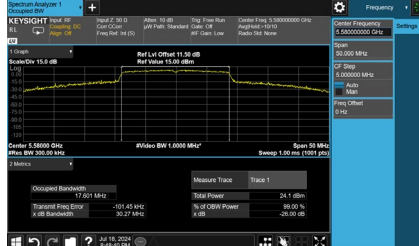
Channel	Frequency (MHz)	26 dB Bandwidth (MHz)	99 % Occupied Bandwidth (MHz)
100	5500	29.740	17.900
116	5580	30.270	17.700
140	5700	21.170	17.900
144	5720	26.720	18.000

### CH100



### CH116

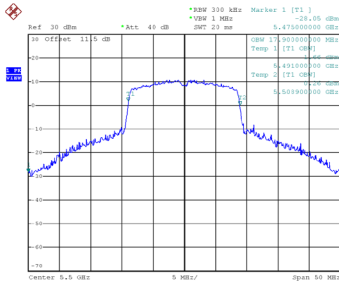
#### 26 dB Bandwidth



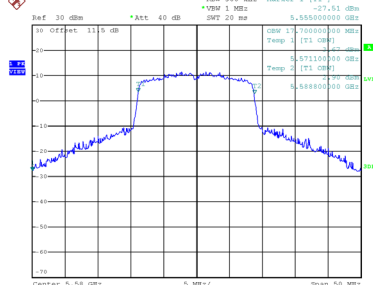
### CH140



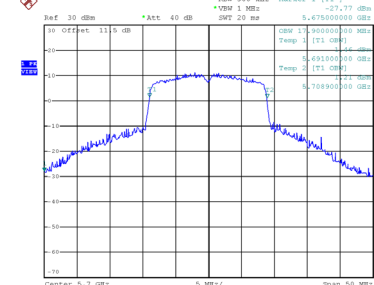
### 99 % Occupied Bandwidth



Date: 2.MAY.2024 12:37:30



Date: 2.MAY.2024 12:38:41



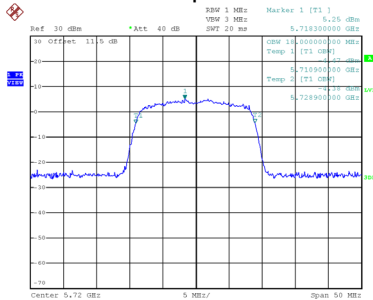
Date: 2.MAY.2024 12:40:55

### 26 dB Bandwidth



### CH144

#### 99 % Occupied Bandwidth



Date: 6.MAY.2024 11:06:25