

Test Setup Photo


Description: Front View of Conducted Emission Test Setup for Power Port




Description: Back View of Conducted Emission Test Setup for Power Port



Description: Radiated Spurious Emission Test Setup for Below 30MHz



Description: Radiated Spurious Emission Test Setup for Below 1GHz




Description: Radiated Spurious Emission Test Setup for Above 1GHz




Description: Conducted Test Setup




Description: DFS Test Setup (For AP Mode)



Description: DFS Test Setup (For Client Mode Radar injection at the Client)



Description: DFS Test Setup (For Client Mode Radar injection at the Master)



Description: CBP Test Setup

