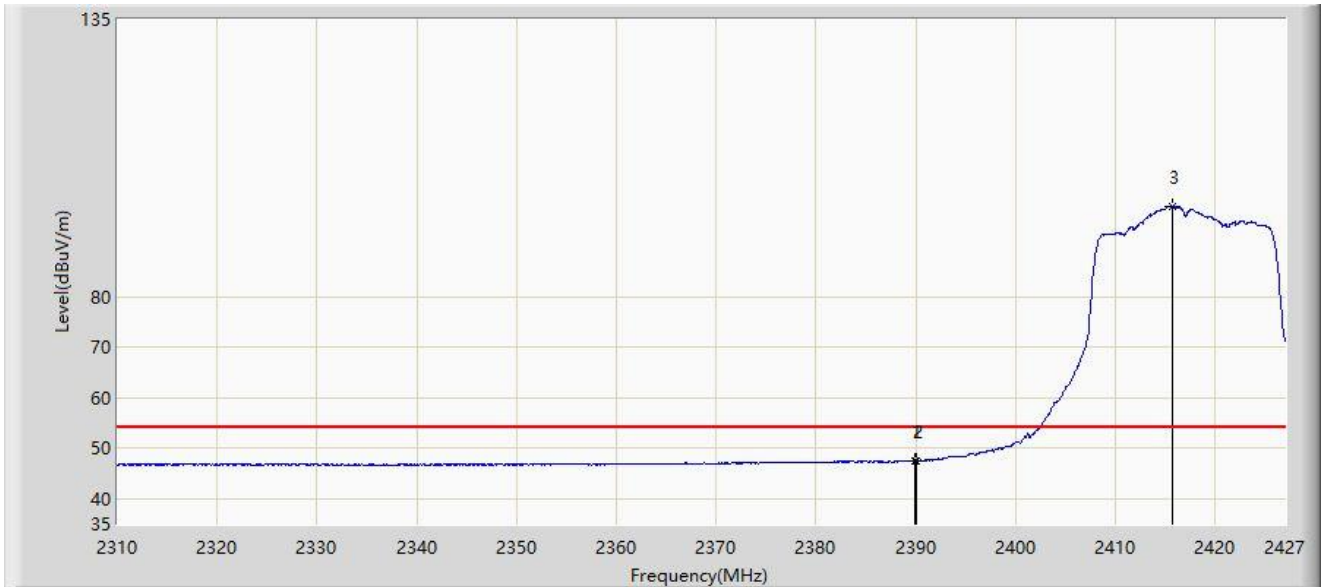


Site: NS-AC1	Test Date: 2023-07-31
Limit: FCC_2.4G_RE(3m)	Engineer: Flag Yang
Probe: NS-AC1_BBHA9120D_2111_1-18GHz	Polarity: Horizontal
EUT: AXE5400 Tri-Band Wi-Fi 6E Range Extender	Power: AC 120V/60Hz
Test Mode: Transmit by 802.11n-HT20 at 2417MHz	



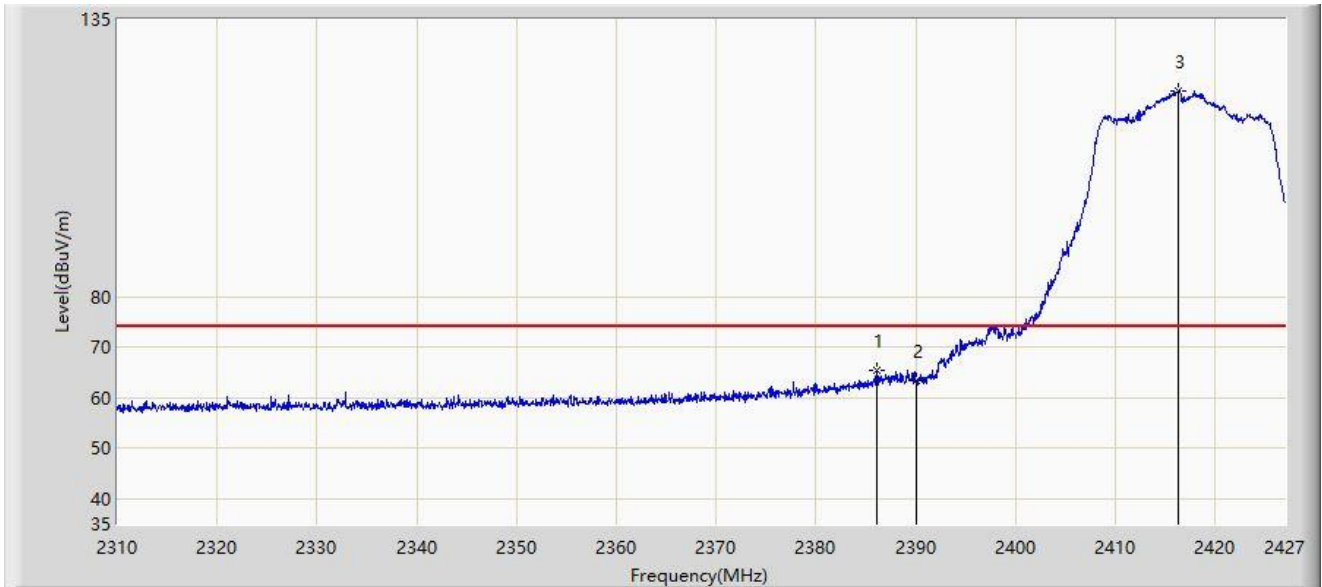
No	Mark	Frequency (MHz)	Measure Level (dB μ V/m)	Reading Level (dB μ V)	Margin (dB)	Limit (dB μ V/m)	Factor (dB/m)	Type
1	*	2389.969	47.503	16.652	-6.497	54.000	30.852	AV
2		2390.000	47.493	16.642	-6.507	54.000	30.850	AV
3		2415.651	97.946	67.115	N/A	N/A	30.831	AV

Note 1: " * ", means this data is the worst emission level.

Note 2: Measure Level (dB μ V/m) = Reading Level (dB μ V) + Factor (dB/m).

Note 3: Factor (dB/m) = Cable Loss (dB) + Antenna Factor (dB/m).

Site: NS-AC1	Test Date: 2023-07-31
Limit: FCC_2.4G_RE(3m)	Engineer: Flag Yang
Probe: NS-AC1_BBHA9120D_2111_1-18GHz	Polarity: Vertical
EUT: AXE5400 Tri-Band Wi-Fi 6E Range Extender	Power: AC 120V/60Hz
Test Mode: Transmit by 802.11n-HT20 at 2417MHz	



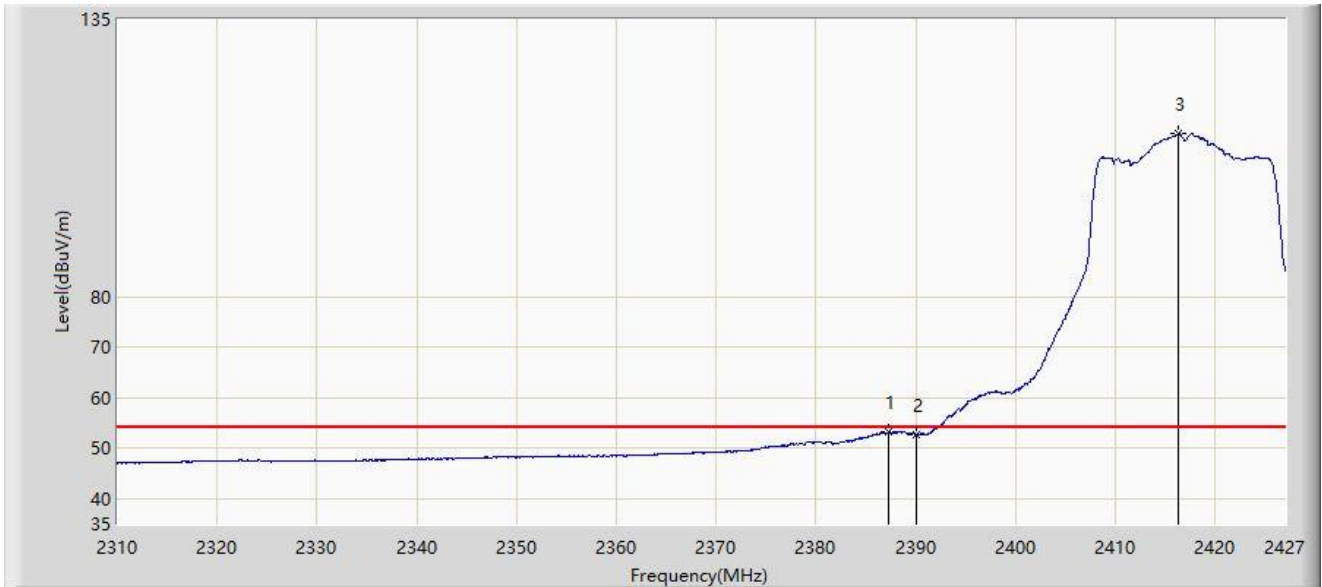
No	Mark	Frequency (MHz)	Measure Level (dBμV/m)	Reading Level (dBμV)	Margin (dB)	Limit (dBμV/m)	Factor (dB/m)	Type
1	*	2386.050	65.344	34.459	-8.656	74.000	30.885	PK
2		2390.000	63.499	32.648	-10.501	74.000	30.850	PK
3		2416.353	120.929	90.103	N/A	N/A	30.826	PK

Note 1: " * ", means this data is the worst emission level.

Note 2: Measure Level (dBμV/m) = Reading Level (dBμV) + Factor (dB/m).

Note 3: Factor (dB/m) = Cable Loss (dB) + Antenna Factor (dB/m).

Site: NS-AC1	Test Date: 2023-07-31
Limit: FCC_2.4G_RE(3m)	Engineer: Flag Yang
Probe: NS-AC1_BBHA9120D_2111_1-18GHz	Polarity: Vertical
EUT: AXE5400 Tri-Band Wi-Fi 6E Range Extender	Power: AC 120V/60Hz
Test Mode: Transmit by 802.11n-HT20 at 2417MHz	



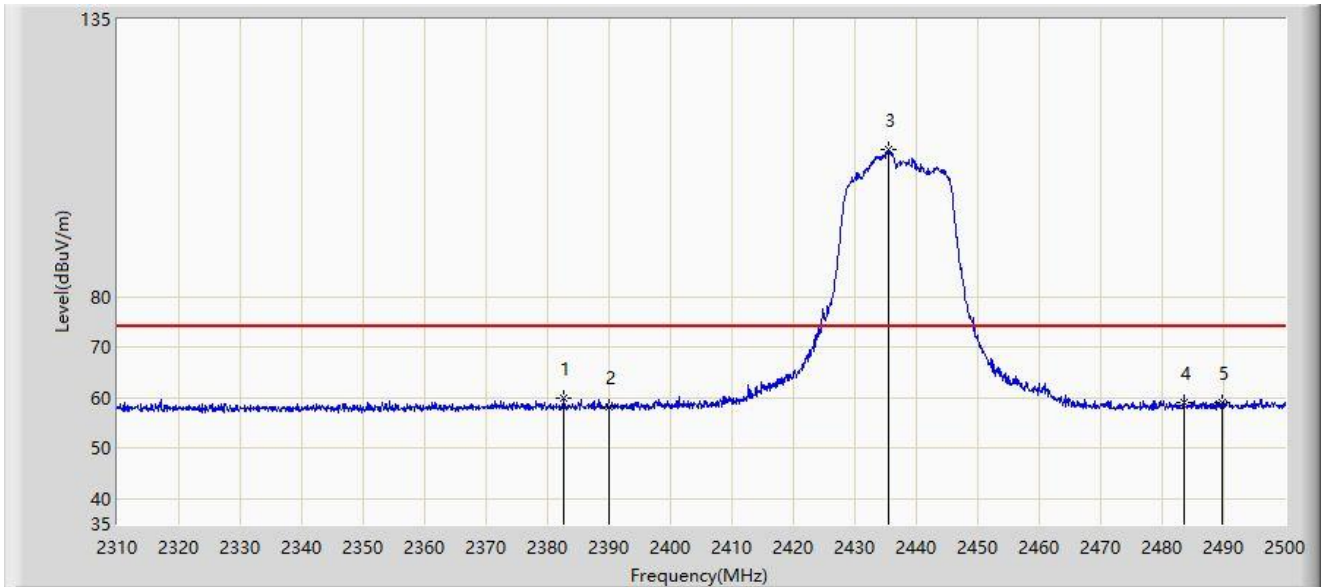
No	Mark	Frequency (MHz)	Measure Level (dBμV/m)	Reading Level (dBμV)	Margin (dB)	Limit (dBμV/m)	Factor (dB/m)	Type
1	*	2387.337	53.239	22.365	-0.761	54.000	30.874	AV
2		2390.000	52.690	21.839	-1.310	54.000	30.850	AV
3		2416.353	112.392	81.566	N/A	N/A	30.826	AV

Note 1: " * ", means this data is the worst emission level.

Note 2: Measure Level (dBμV/m) = Reading Level (dBμV) + Factor (dB/m).

Note 3: Factor (dB/m) = Cable Loss (dB) + Antenna Factor (dB/m).

Site: NS-AC1	Test Date: 2023-07-31
Limit: FCC_2.4G_RE(3m)	Engineer: Flag Yang
Probe: NS-AC1_BBHA9120D_2111_1-18GHz	Polarity: Horizontal
EUT: AXE5400 Tri-Band Wi-Fi 6E Range Extender	Power: AC 120V/60Hz
Test Mode: Transmit by 802.11n-HT20 at 2437MHz	



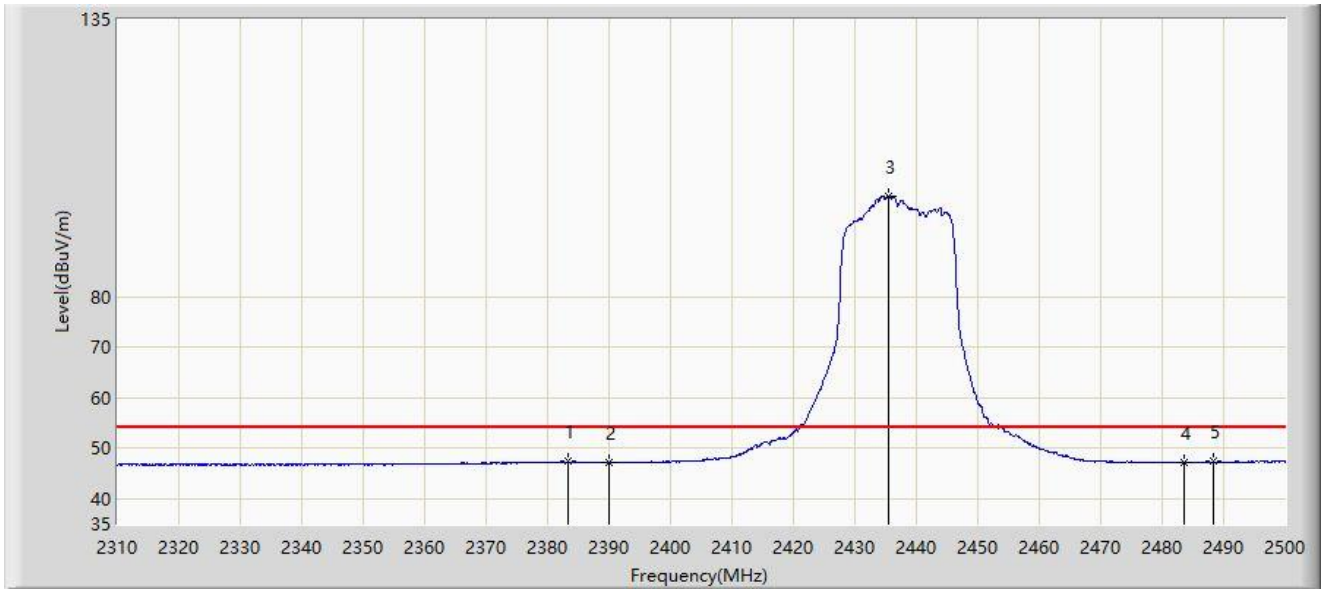
No	Mark	Frequency (MHz)	Measure Level (dB μ V/m)	Reading Level (dB μ V)	Margin (dB)	Limit (dB μ V/m)	Factor (dB/m)	Type
1	*	2382.580	59.839	28.924	-14.161	74.000	30.915	PK
2		2390.000	58.069	27.218	-15.931	74.000	30.850	PK
3		2435.590	109.131	78.339	N/A	N/A	30.792	PK
4		2483.500	59.196	28.434	-14.804	74.000	30.761	PK
5		2489.645	59.147	28.383	-14.853	74.000	30.765	PK

Note 1: " * ", means this data is the worst emission level.

Note 2: Measure Level (dB μ V/m) = Reading Level (dB μ V) + Factor (dB/m).

Note 3: Factor (dB/m) = Cable Loss (dB) + Antenna Factor (dB/m).

Site: NS-AC1	Test Date: 2023-07-31
Limit: FCC_2.4G_RE(3m)	Engineer: Flag Yang
Probe: NS-AC1_BBHA9120D_2111_1-18GHz	Polarity: Horizontal
EUT: AXE5400 Tri-Band Wi-Fi 6E Range Extender	Power: AC 120V/60Hz
Test Mode: Transmit by 802.11n-HT20 at 2437MHz	



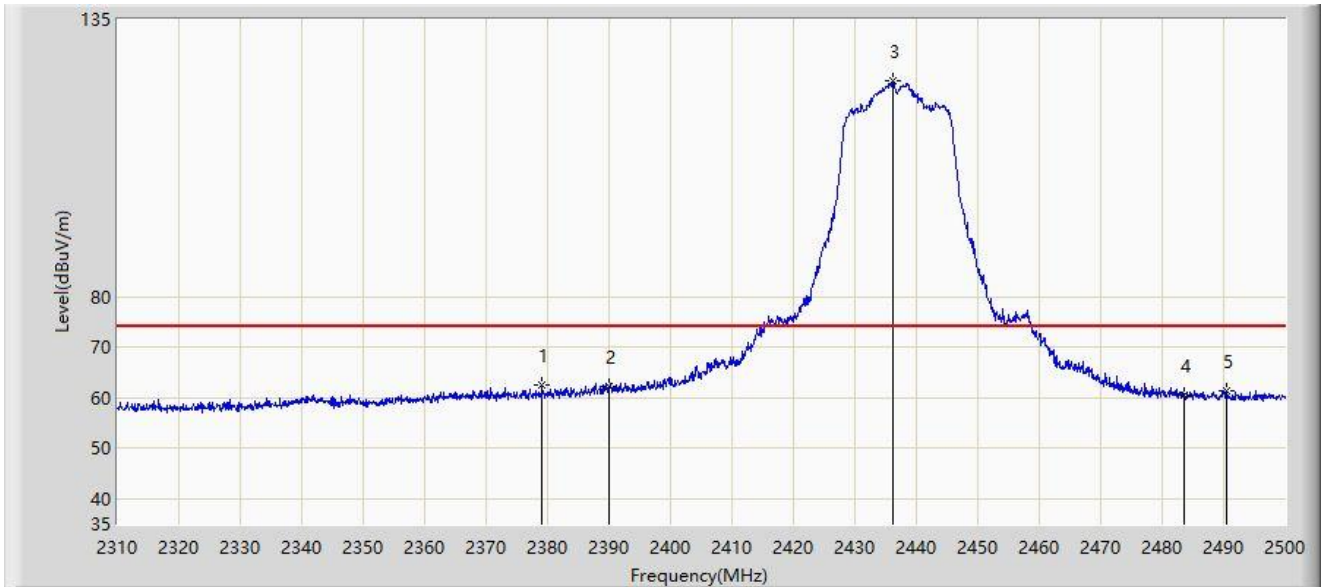
No	Mark	Frequency (MHz)	Measure Level (dB μ V/m)	Reading Level (dB μ V)	Margin (dB)	Limit (dB μ V/m)	Factor (dB/m)	Type
1	*	2383.435	47.348	16.440	-6.652	54.000	30.908	AV
2		2390.000	47.179	16.328	-6.821	54.000	30.850	AV
3		2435.590	99.948	69.156	N/A	N/A	30.792	AV
4		2483.500	47.184	16.422	-6.816	54.000	30.761	AV
5		2488.220	47.326	16.562	-6.674	54.000	30.764	AV

Note 1: " * ", means this data is the worst emission level.

Note 2: Measure Level (dB μ V/m) = Reading Level (dB μ V) + Factor (dB/m).

Note 3: Factor (dB/m) = Cable Loss (dB) + Antenna Factor (dB/m).

Site: NS-AC1	Test Date: 2023-07-31
Limit: FCC_2.4G_RE(3m)	Engineer: Flag Yang
Probe: NS-AC1_BBHA9120D_2111_1-18GHz	Polarity: Vertical
EUT: AXE5400 Tri-Band Wi-Fi 6E Range Extender	Power: AC 120V/60Hz
Test Mode: Transmit by 802.11n-HT20 at 2437MHz	



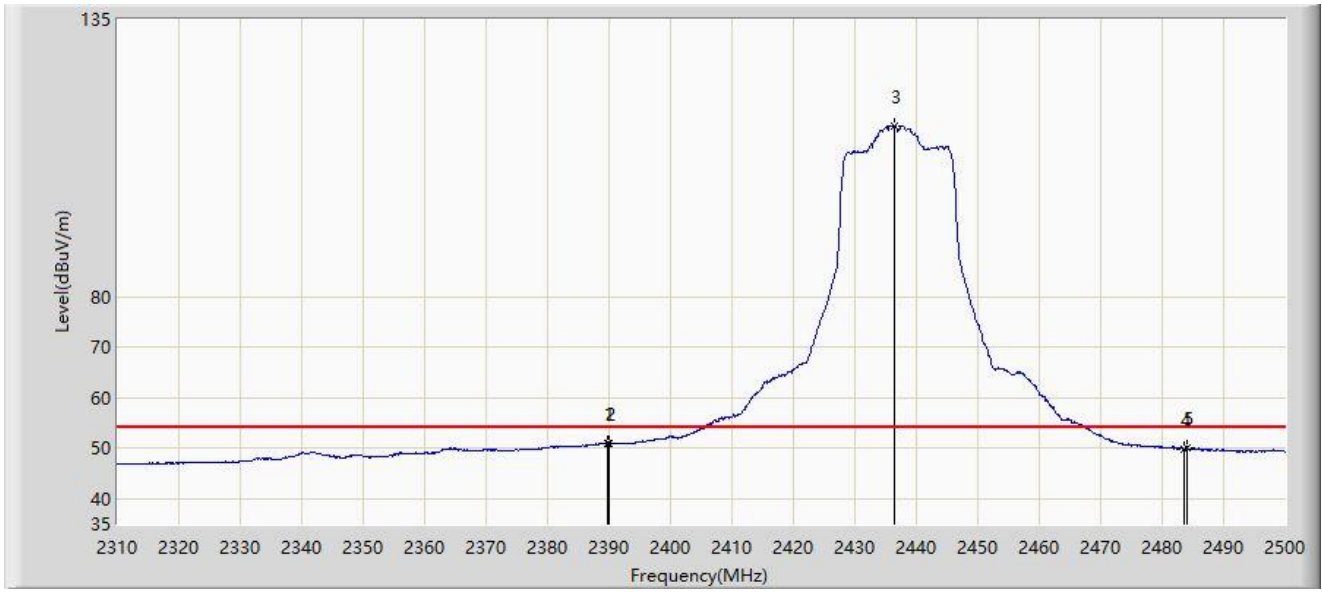
No	Mark	Frequency (MHz)	Measure Level (dBμV/m)	Reading Level (dBμV)	Margin (dB)	Limit (dBμV/m)	Factor (dB/m)	Type
1	*	2379.160	62.495	31.550	-11.505	74.000	30.945	PK
2		2390.000	62.179	31.328	-11.821	74.000	30.850	PK
3		2436.255	122.773	91.977	N/A	N/A	30.797	PK
4		2483.500	60.574	29.812	-13.426	74.000	30.761	PK
5		2490.405	61.340	30.575	-12.660	74.000	30.764	PK

Note 1: " * ", means this data is the worst emission level.

Note 2: Measure Level (dBμV/m) = Reading Level (dBμV) + Factor (dB/m).

Note 3: Factor (dB/m) = Cable Loss (dB) + Antenna Factor (dB/m).

Site: NS-AC1	Test Date: 2023-07-31
Limit: FCC_2.4G_RE(3m)	Engineer: Flag Yang
Probe: NS-AC1_BBHA9120D_2111_1-18GHz	Polarity: Vertical
EUT: AXE5400 Tri-Band Wi-Fi 6E Range Extender	Power: AC 120V/60Hz
Test Mode: Transmit by 802.11n-HT20 at 2437MHz	



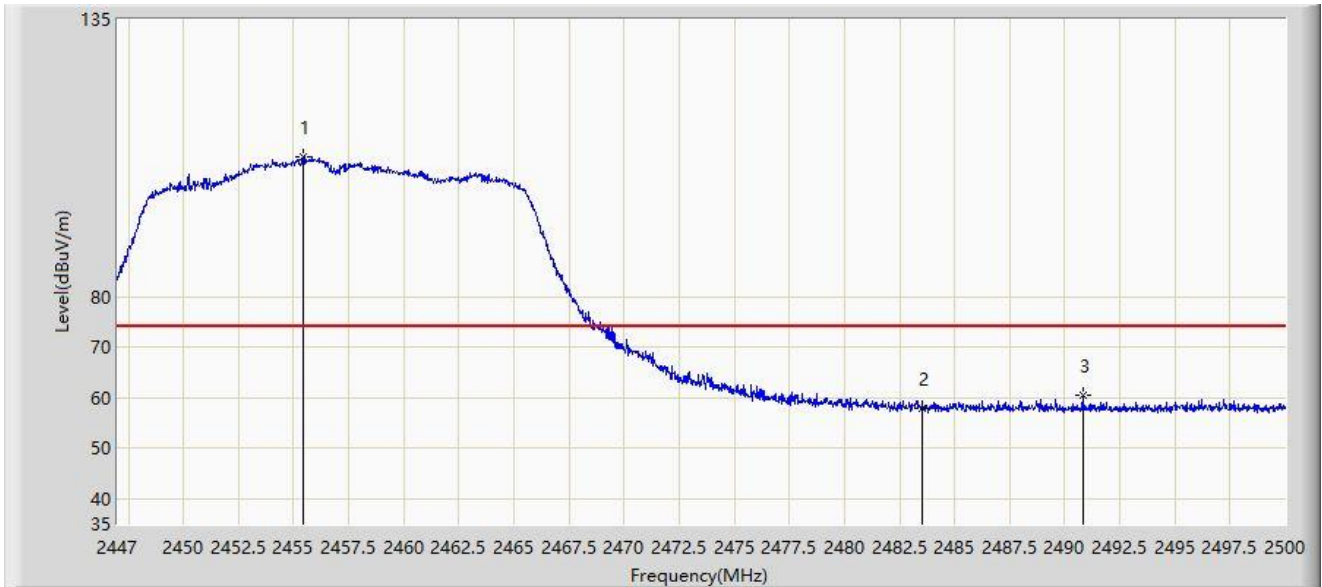
No	Mark	Frequency (MHz)	Measure Level (dBμV/m)	Reading Level (dBμV)	Margin (dB)	Limit (dBμV/m)	Factor (dB/m)	Type
1	*	2389.800	51.054	20.201	-2.946	54.000	30.853	AV
2		2390.000	50.923	20.072	-3.077	54.000	30.850	AV
3		2436.445	113.950	83.152	N/A	N/A	30.798	AV
4		2483.500	49.854	19.092	-4.146	54.000	30.761	AV
5		2484.040	50.023	19.261	-3.977	54.000	30.762	AV

Note 1: " * ", means this data is the worst emission level.

Note 2: Measure Level (dBμV/m) = Reading Level (dBμV) + Factor (dB/m).

Note 3: Factor (dB/m) = Cable Loss (dB) + Antenna Factor (dB/m).

Site: NS-AC1	Test Date: 2023-07-31
Limit: FCC_2.4G_RE(3m)	Engineer: Flag Yang
Probe: NS-AC1_BBHA9120D_2111_1-18GHz	Polarity: Horizontal
EUT: AXE5400 Tri-Band Wi-Fi 6E Range Extender	Power: AC 120V/60Hz
Test Mode: Transmit by 802.11n-HT20 at 2457MHz	



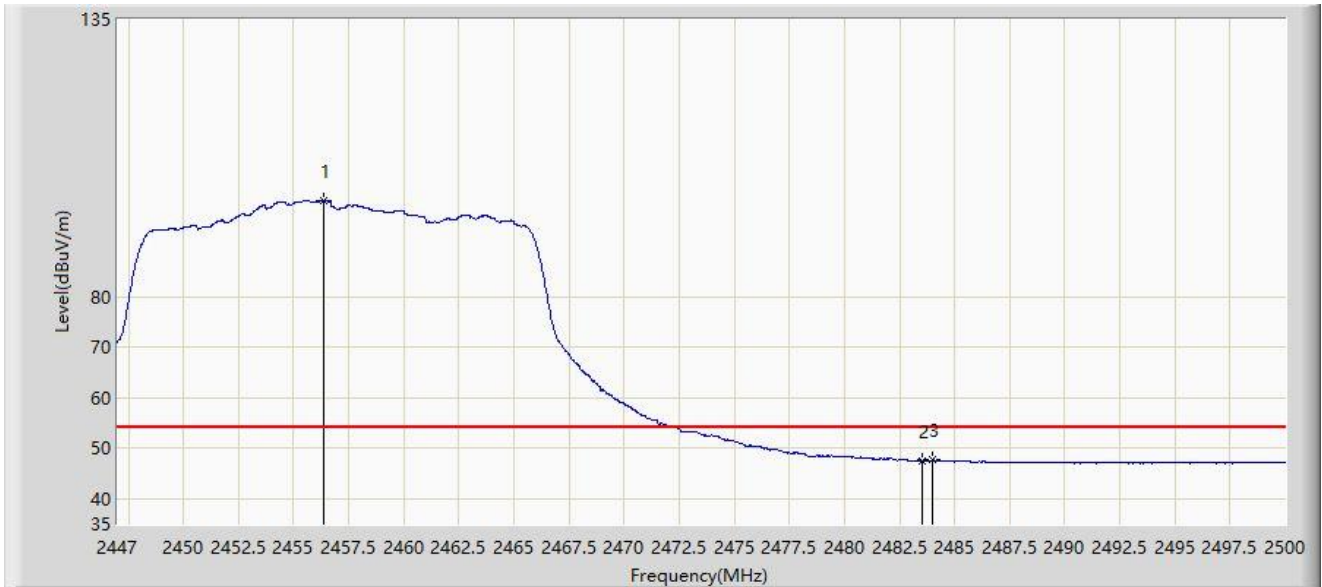
No	Mark	Frequency (MHz)	Measure Level (dB μ V/m)	Reading Level (dB μ V)	Margin (dB)	Limit (dB μ V/m)	Factor (dB/m)	Type
1		2455.427	107.891	77.021	N/A	N/A	30.870	PK
2		2483.500	57.908	27.146	-16.092	74.000	30.761	PK
3	*	2490.804	60.461	29.696	-13.539	74.000	30.765	PK

Note 1: " * ", means this data is the worst emission level.

Note 2: Measure Level (dB μ V/m) = Reading Level (dB μ V) + Factor (dB/m).

Note 3: Factor (dB/m) = Cable Loss (dB) + Antenna Factor (dB/m).

Site: NS-AC1	Test Date: 2023-07-31
Limit: FCC_2.4G_RE(3m)	Engineer: Flag Yang
Probe: NS-AC1_BBHA9120D_2111_1-18GHz	Polarity: Horizontal
EUT: AXE5400 Tri-Band Wi-Fi 6E Range Extender	Power: AC 120V/60Hz
Test Mode: Transmit by 802.11n-HT20 at 2457MHz	



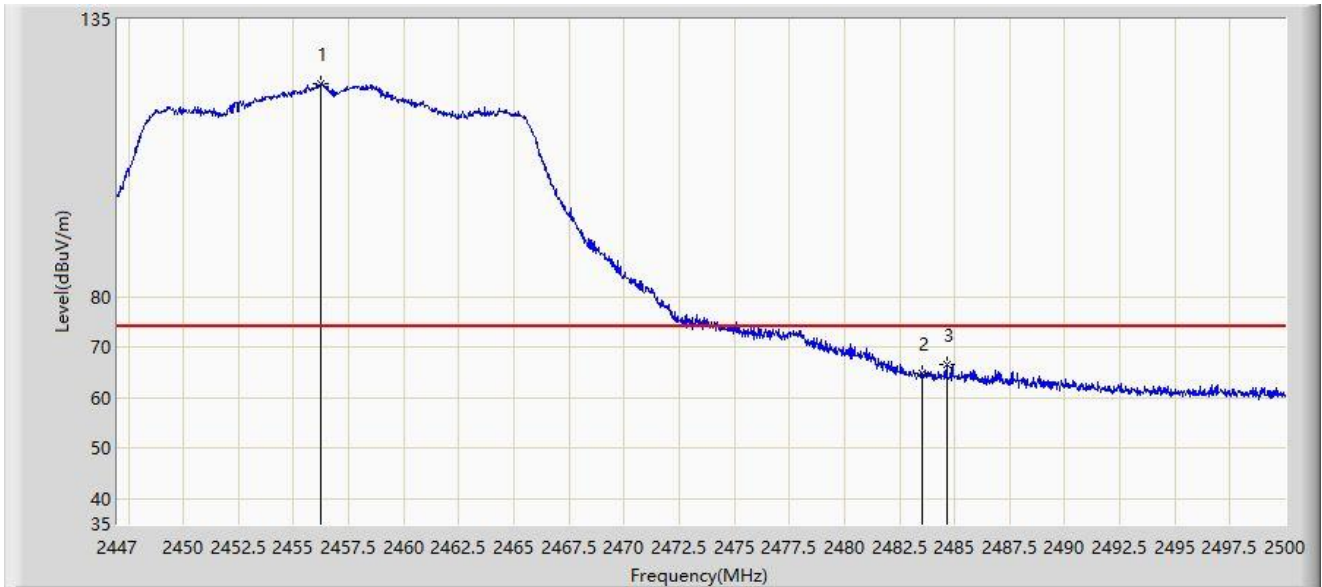
No	Mark	Frequency (MHz)	Measure Level (dB μ V/m)	Reading Level (dB μ V)	Margin (dB)	Limit (dB μ V/m)	Factor (dB/m)	Type
1		2456.381	99.090	68.219	N/A	N/A	30.871	AV
2		2483.500	47.485	16.723	-6.515	54.000	30.761	AV
3	*	2483.994	47.647	16.885	-6.353	54.000	30.762	AV

Note 1: " * ", means this data is the worst emission level.

Note 2: Measure Level (dB μ V/m) = Reading Level (dB μ V) + Factor (dB/m).

Note 3: Factor (dB/m) = Cable Loss (dB) + Antenna Factor (dB/m).

Site: NS-AC1	Test Date: 2023-07-31
Limit: FCC_2.4G_RE(3m)	Engineer: Flag Yang
Probe: NS-AC1_BBHA9120D_2111_1-18GHz	Polarity: Vertical
EUT: AXE5400 Tri-Band Wi-Fi 6E Range Extender	Power: AC 120V/60Hz
Test Mode: Transmit by 802.11n-HT20 at 2457MHz	



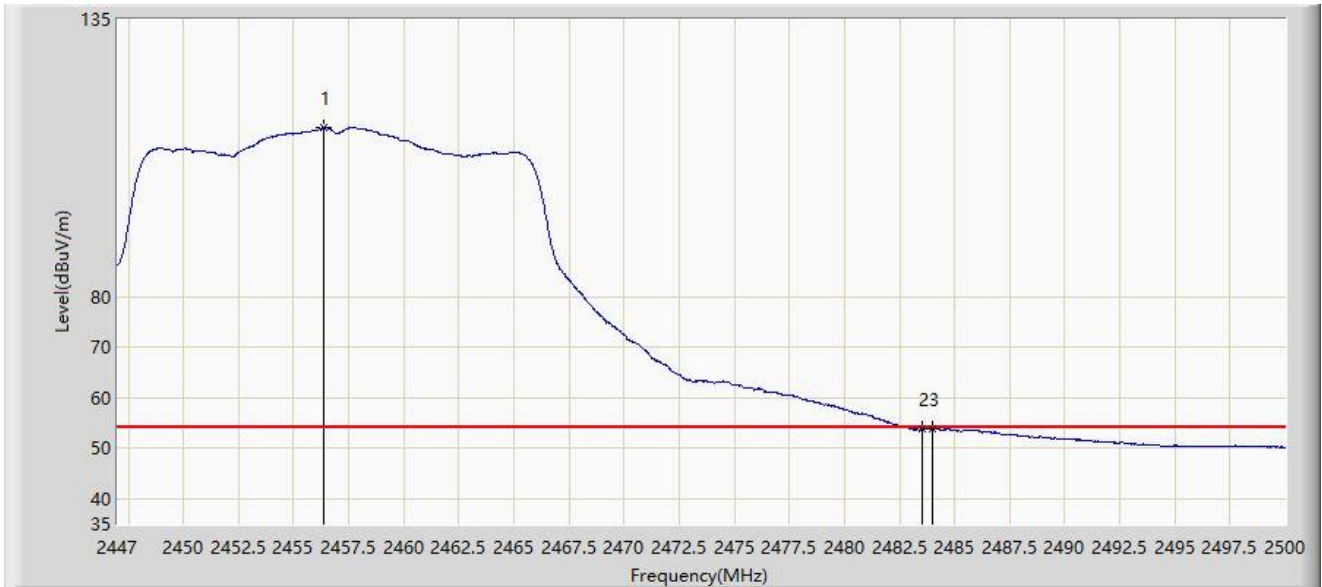
No	Mark	Frequency (MHz)	Measure Level (dB μ V/m)	Reading Level (dB μ V)	Margin (dB)	Limit (dB μ V/m)	Factor (dB/m)	Type
1		2456.249	122.252	91.381	N/A	N/A	30.870	PK
2		2483.500	64.744	33.982	-9.256	74.000	30.761	PK
3	*	2484.656	66.545	35.783	-7.455	74.000	30.763	PK

Note 1: " * ", means this data is the worst emission level.

Note 2: Measure Level (dB μ V/m) = Reading Level (dB μ V) + Factor (dB/m).

Note 3: Factor (dB/m) = Cable Loss (dB) + Antenna Factor (dB/m).

Site: NS-AC1	Test Date: 2023-07-31
Limit: FCC_2.4G_RE(3m)	Engineer: Flag Yang
Probe: NS-AC1_BBHA9120D_2111_1-18GHz	Polarity: Vertical
EUT: AXE5400 Tri-Band Wi-Fi 6E Range Extender	Power: AC 120V/60Hz
Test Mode: Transmit by 802.11n-HT20 at 2457MHz	



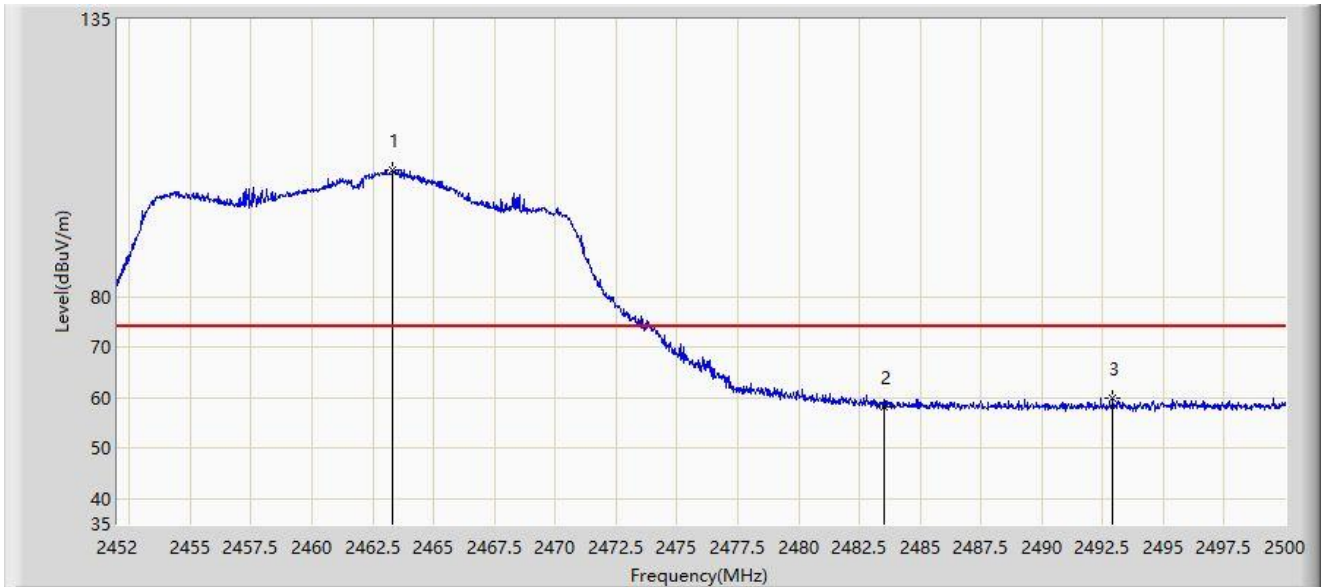
No	Mark	Frequency (MHz)	Measure Level (dB μ V/m)	Reading Level (dB μ V)	Margin (dB)	Limit (dB μ V/m)	Factor (dB/m)	Type
1		2456.354	113.460	82.589	N/A	N/A	30.871	AV
2		2483.500	53.725	22.963	-0.275	54.000	30.761	AV
3	*	2483.994	53.881	23.119	-0.119	54.000	30.762	AV

Note 1: " * ", means this data is the worst emission level.

Note 2: Measure Level (dB μ V/m) = Reading Level (dB μ V) + Factor (dB/m).

Note 3: Factor (dB/m) = Cable Loss (dB) + Antenna Factor (dB/m).

Site: NS-AC1	Test Date: 2023-08-13
Limit: FCC_2.4G_RE(3m)	Engineer: Flag Yang
Probe: NS-AC1_BBHA9120D_2111_1-18GHz	Polarity: Horizontal
EUT: AXE5400 Tri-Band Wi-Fi 6E Range Extender	Power: AC 120V/60Hz
Test Mode: Transmit by 802.11n-HT20 at 2462MHz	



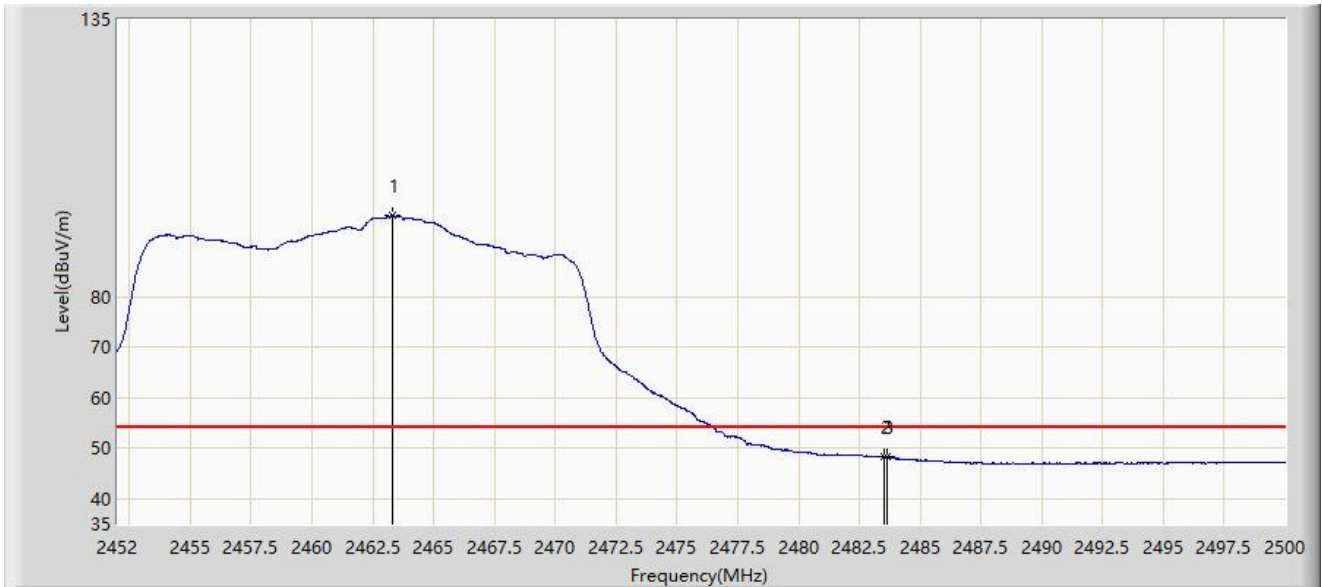
No	Mark	Frequency (MHz)	Measure Level (dB μ V/m)	Reading Level (dB μ V)	Margin (dB)	Limit (dB μ V/m)	Factor (dB/m)	Type
1		2463.328	105.242	74.371	N/A	N/A	30.871	PK
2		2483.500	58.276	27.514	-15.724	74.000	30.761	PK
3	*	2492.920	60.055	29.289	-13.945	74.000	30.766	PK

Note 1: " * ", means this data is the worst emission level.

Note 2: Measure Level (dB μ V/m) = Reading Level (dB μ V) + Factor (dB/m).

Note 3: Factor (dB/m) = Cable Loss (dB) + Antenna Factor (dB/m).

Site: NS-AC1	Test Date: 2023-08-13
Limit: FCC_2.4G_RE(3m)	Engineer: Flag Yang
Probe: NS-AC1_BBHA9120D_2111_1-18GHz	Polarity: Horizontal
EUT: AXE5400 Tri-Band Wi-Fi 6E Range Extender	Power: AC 120V/60Hz
Test Mode: Transmit by 802.11n-HT20 at 2462MHz	



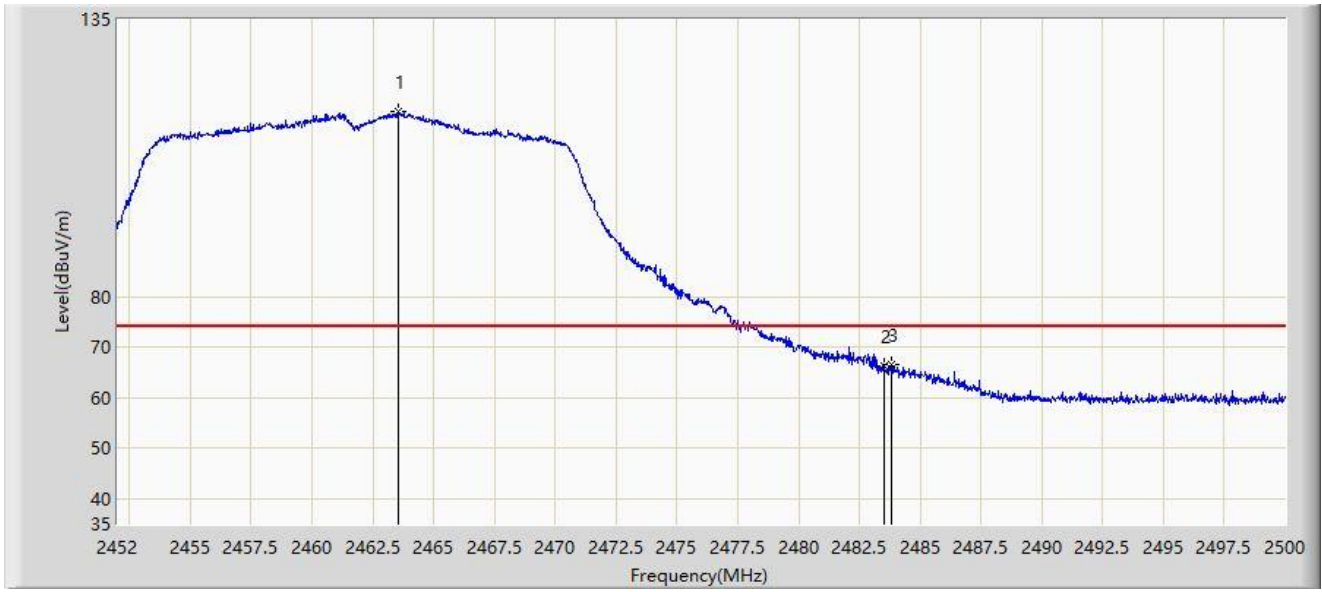
No	Mark	Frequency (MHz)	Measure Level (dB μ V/m)	Reading Level (dB μ V)	Margin (dB)	Limit (dB μ V/m)	Factor (dB/m)	Type
1		2463.304	96.063	65.192	N/A	N/A	30.871	AV
2		2483.500	48.282	17.520	-5.718	54.000	30.761	AV
3	*	2483.656	48.391	17.629	-5.609	54.000	30.762	AV

Note 1: " * ", means this data is the worst emission level.

Note 2: Measure Level (dB μ V/m) = Reading Level (dB μ V) + Factor (dB/m).

Note 3: Factor (dB/m) = Cable Loss (dB) + Antenna Factor (dB/m).

Site: NS-AC1	Test Date: 2023-08-13
Limit: FCC_2.4G_RE(3m)	Engineer: Flag Yang
Probe: NS-AC1_BBHA9120D_2111_1-18GHz	Polarity: Vertical
EUT: AXE5400 Tri-Band Wi-Fi 6E Range Extender	Power: AC 120V/60Hz
Test Mode: Transmit by 802.11n-HT20 at 2462MHz	



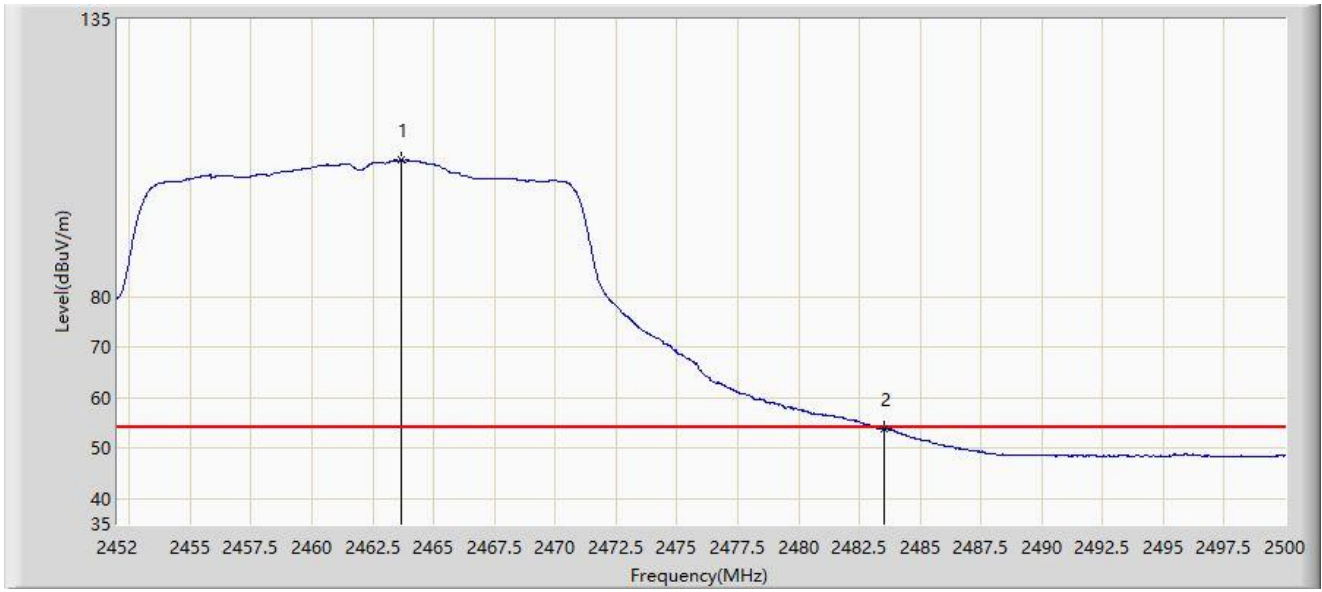
No	Mark	Frequency (MHz)	Measure Level (dB μ V/m)	Reading Level (dB μ V)	Margin (dB)	Limit (dB μ V/m)	Factor (dB/m)	Type
1		2463.568	116.751	85.882	N/A	N/A	30.868	PK
2		2483.500	66.188	35.426	-7.812	74.000	30.761	PK
3	*	2483.824	66.621	35.859	-7.379	74.000	30.762	PK

Note 1: " * ", means this data is the worst emission level.

Note 2: Measure Level (dB μ V/m) = Reading Level (dB μ V) + Factor (dB/m).

Note 3: Factor (dB/m) = Cable Loss (dB) + Antenna Factor (dB/m).

Site: NS-AC1	Test Date: 2023-08-13
Limit: FCC_2.4G_RE(3m)	Engineer: Flag Yang
Probe: NS-AC1_BBHA9120D_2111_1-18GHz	Polarity: Vertical
EUT: AXE5400 Tri-Band Wi-Fi 6E Range Extender	Power: AC 120V/60Hz
Test Mode: Transmit by 802.11n-HT20 at 2462MHz	



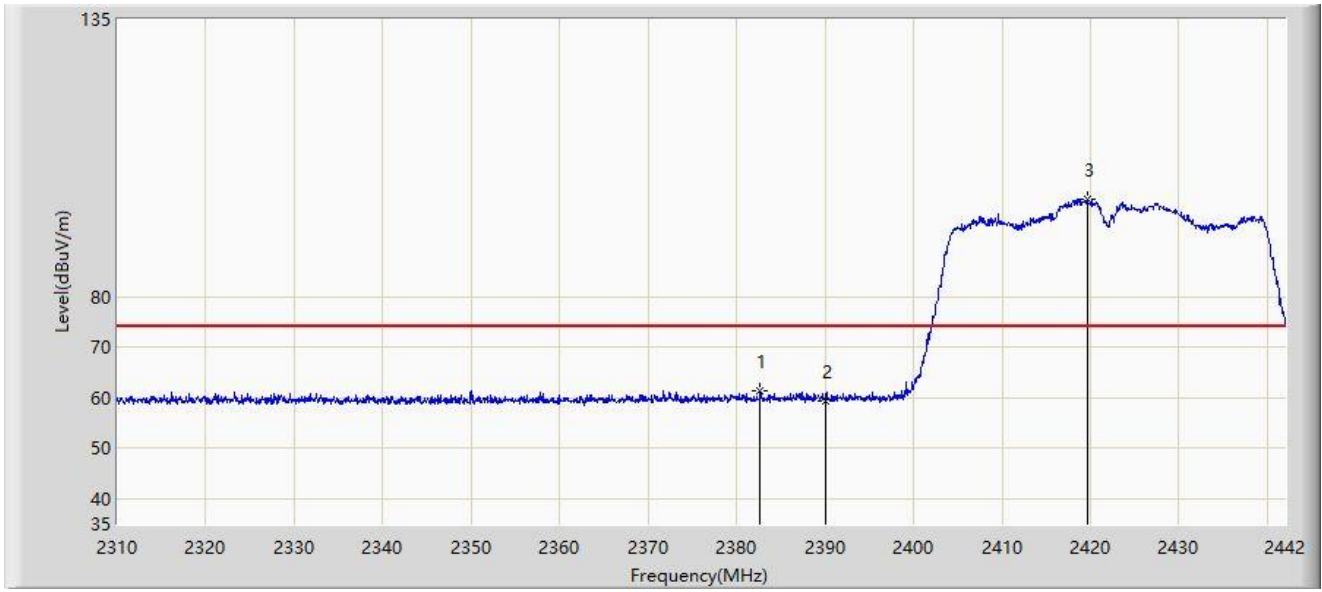
No	Mark	Frequency (MHz)	Measure Level (dBμV/m)	Reading Level (dBμV)	Margin (dB)	Limit (dBμV/m)	Factor (dB/m)	Type
1		2463.664	107.096	76.228	N/A	N/A	30.868	AV
2	*	2483.500	53.803	23.041	-0.197	54.000	30.761	AV

Note 1: " * ", means this data is the worst emission level.

Note 2: Measure Level (dBμV/m) = Reading Level (dBμV) + Factor (dB/m).

Note 3: Factor (dB/m) = Cable Loss (dB) + Antenna Factor (dB/m).

Site: NS-AC1	Test Date: 2023-07-31
Limit: FCC_2.4G_RE(3m)	Engineer: Flag Yang
Probe: NS-AC1_BBHA9120D_2111_1-18GHz	Polarity: Horizontal
EUT: AXE5400 Tri-Band Wi-Fi 6E Range Extender	Power: AC 120V/60Hz
Test Mode: Transmit by 802.11n-HT40 at 2422MHz	



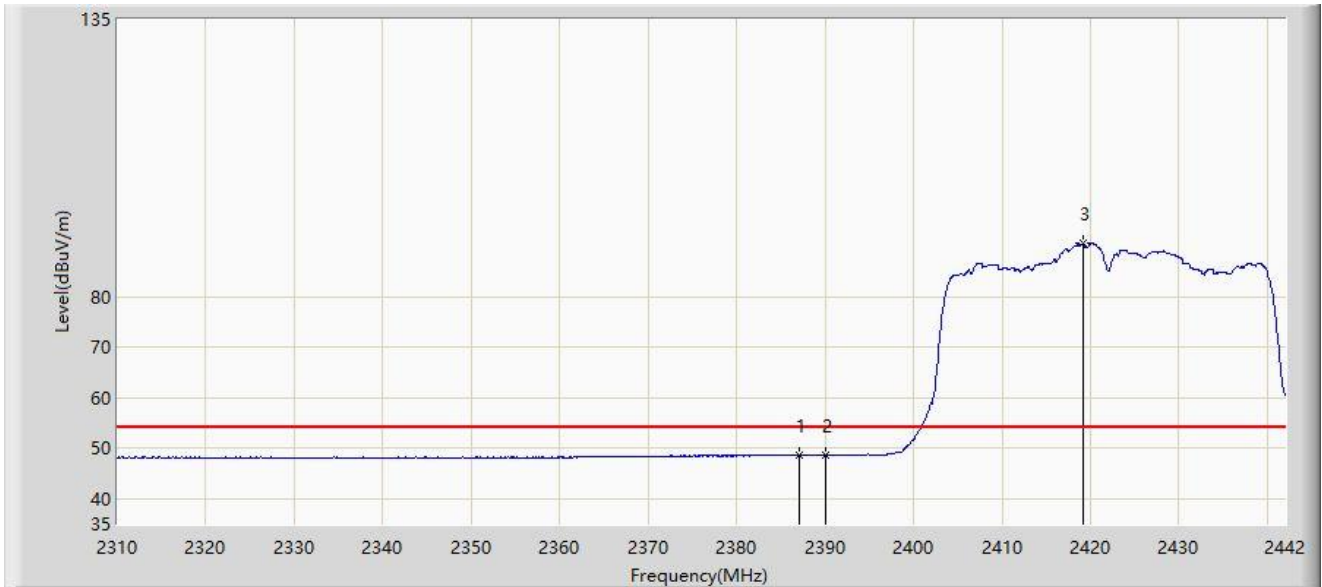
No	Mark	Frequency (MHz)	Measure Level (dB μ V/m)	Reading Level (dB μ V)	Margin (dB)	Limit (dB μ V/m)	Factor (dB/m)	Type
1	*	2382.666	61.410	30.495	-12.590	74.000	30.915	PK
2		2390.000	59.420	28.569	-14.580	74.000	30.850	PK
3		2419.626	99.420	68.617	N/A	N/A	30.802	PK

Note 1: " * ", means this data is the worst emission level.

Note 2: Measure Level (dB μ V/m) = Reading Level (dB μ V) + Factor (dB/m).

Note 3: Factor (dB/m) = Cable Loss (dB) + Antenna Factor (dB/m).

Site: NS-AC1	Test Date: 2023-07-31
Limit: FCC_2.4G_RE(3m)	Engineer: Flag Yang
Probe: NS-AC1_BBHA9120D_2111_1-18GHz	Polarity: Horizontal
EUT: AXE5400 Tri-Band Wi-Fi 6E Range Extender	Power: AC 120V/60Hz
Test Mode: Transmit by 802.11n-HT40 at 2422MHz	



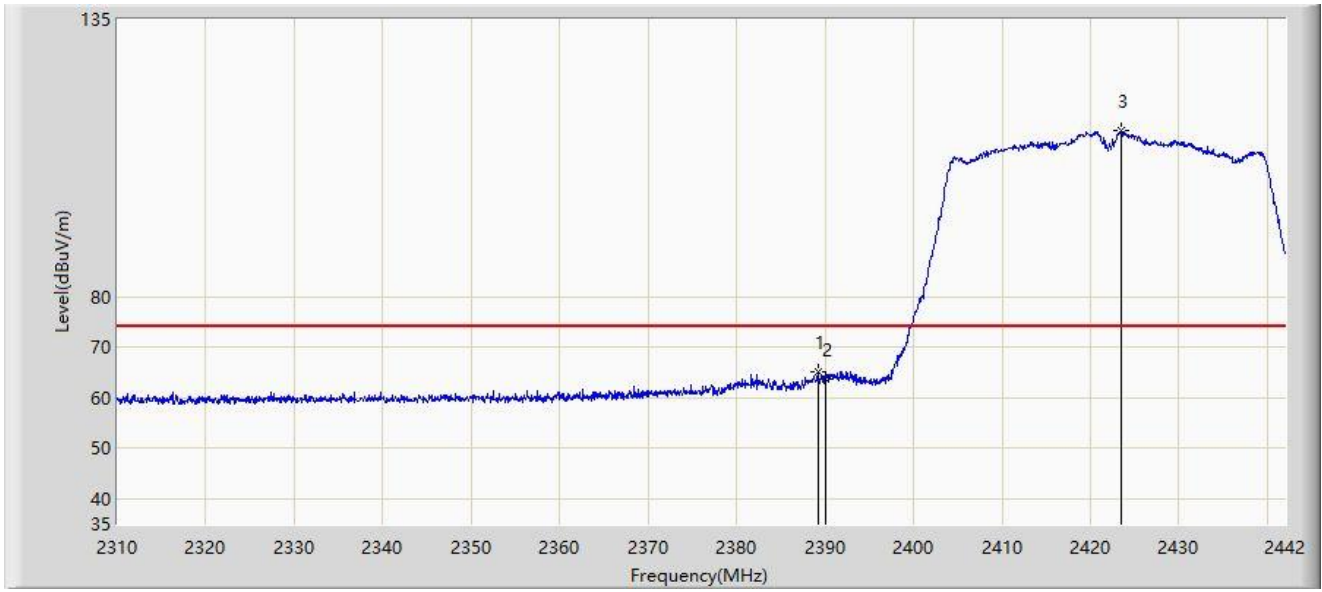
No	Mark	Frequency (MHz)	Measure Level (dB μ V/m)	Reading Level (dB μ V)	Margin (dB)	Limit (dB μ V/m)	Factor (dB/m)	Type
1	*	2387.154	48.650	17.774	-5.350	54.000	30.875	AV
2		2390.000	48.616	17.765	-5.384	54.000	30.850	AV
3		2419.230	90.576	59.771	N/A	N/A	30.806	AV

Note 1: " * ", means this data is the worst emission level.

Note 2: Measure Level (dB μ V/m) = Reading Level (dB μ V) + Factor (dB/m).

Note 3: Factor (dB/m) = Cable Loss (dB) + Antenna Factor (dB/m).

Site: NS-AC1	Test Date: 2023-07-31
Limit: FCC_2.4G_RE(3m)	Engineer: Flag Yang
Probe: NS-AC1_BBHA9120D_2111_1-18GHz	Polarity: Vertical
EUT: AXE5400 Tri-Band Wi-Fi 6E Range Extender	Power: AC 120V/60Hz
Test Mode: Transmit by 802.11n-HT40 at 2422MHz	



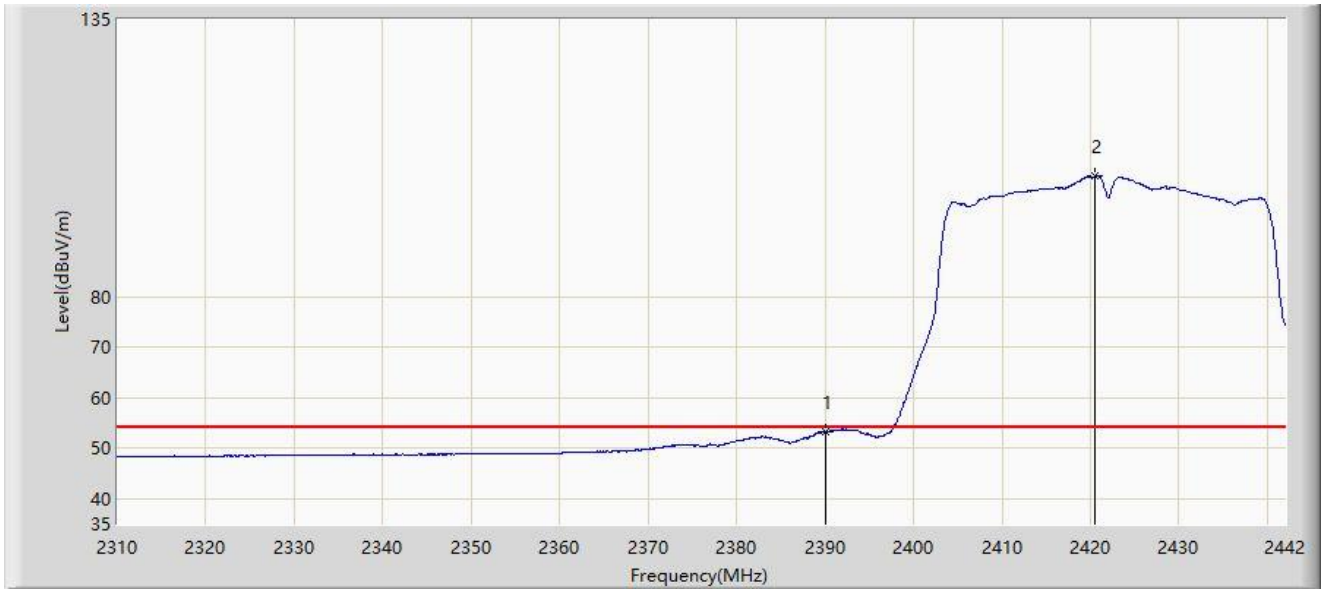
No	Mark	Frequency (MHz)	Measure Level (dB μ V/m)	Reading Level (dB μ V)	Margin (dB)	Limit (dB μ V/m)	Factor (dB/m)	Type
1	*	2389.200	65.066	34.208	-8.934	74.000	30.858	PK
2		2390.000	63.669	32.818	-10.331	74.000	30.850	PK
3		2423.520	112.867	82.092	N/A	N/A	30.775	PK

Note 1: " * ", means this data is the worst emission level.

Note 2: Measure Level (dB μ V/m) = Reading Level (dB μ V) + Factor (dB/m).

Note 3: Factor (dB/m) = Cable Loss (dB) + Antenna Factor (dB/m).

Site: NS-AC1	Test Date: 2023-07-31
Limit: FCC_2.4G_RE(3m)	Engineer: Flag Yang
Probe: NS-AC1_BBHA9120D_2111_1-18GHz	Polarity: Vertical
EUT: AXE5400 Tri-Band Wi-Fi 6E Range Extender	Power: AC 120V/60Hz
Test Mode: Transmit by 802.11n-HT40 at 2422MHz	



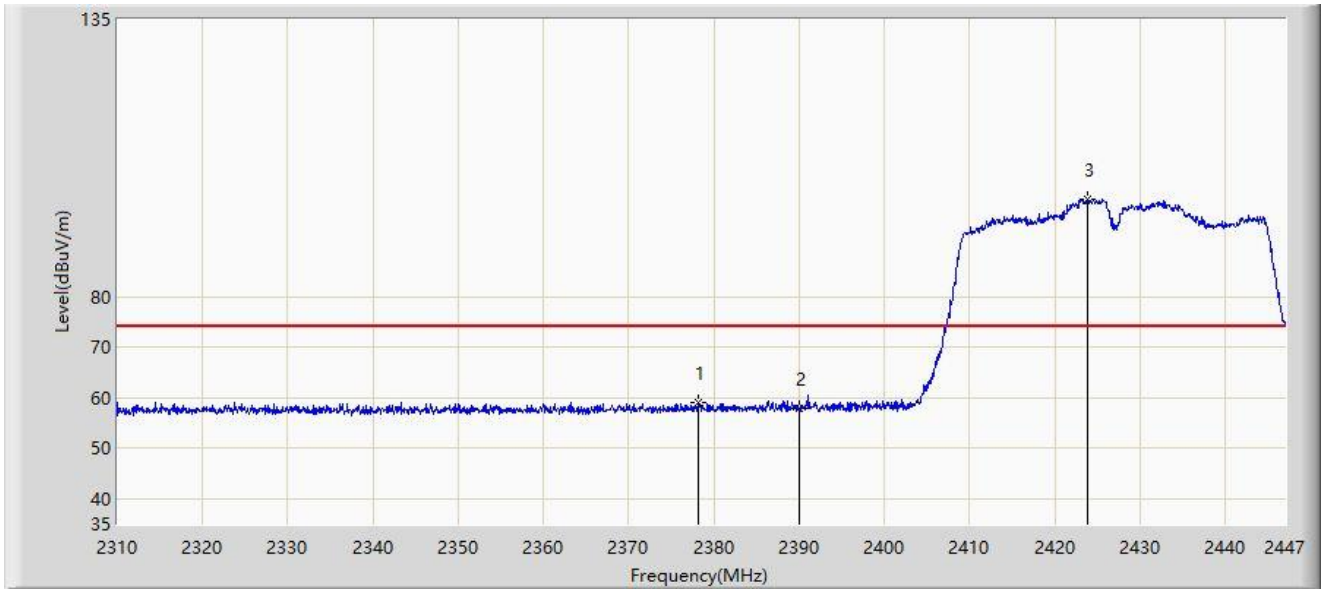
No	Mark	Frequency (MHz)	Measure Level (dB μ V/m)	Reading Level (dB μ V)	Margin (dB)	Limit (dB μ V/m)	Factor (dB/m)	Type
1	*	2390.000	53.288	22.437	-0.712	54.000	30.850	AV
2		2420.550	103.902	73.106	N/A	N/A	30.796	AV

Note 1: " * ", means this data is the worst emission level.

Note 2: Measure Level (dB μ V/m) = Reading Level (dB μ V) + Factor (dB/m).

Note 3: Factor (dB/m) = Cable Loss (dB) + Antenna Factor (dB/m).

Site: NS-AC1	Test Date: 2023-07-31
Limit: FCC_2.4G_RE(3m)	Engineer: Flag Yang
Probe: NS-AC1_BBHA9120D_2111_1-18GHz	Polarity: Horizontal
EUT: AXE5400 Tri-Band Wi-Fi 6E Range Extender	Power: AC 120V/60Hz
Test Mode: Transmit by 802.11n-HT40 at 2427MHz	



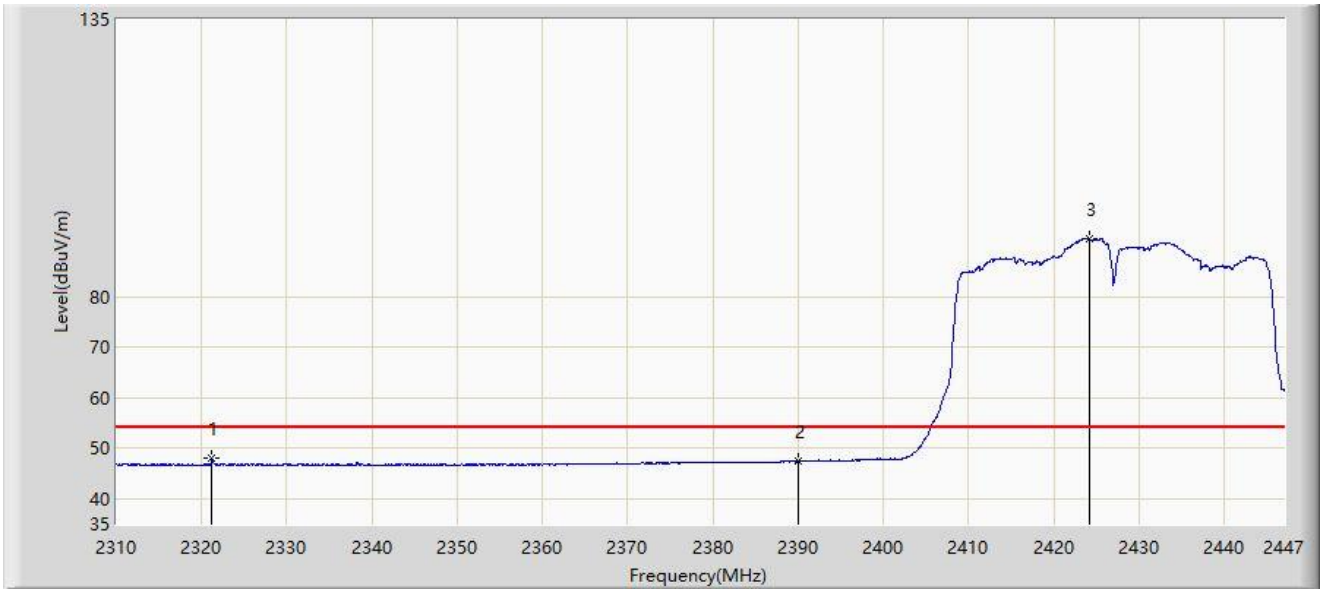
No	Mark	Frequency (MHz)	Measure Level (dBμV/m)	Reading Level (dBμV)	Margin (dB)	Limit (dBμV/m)	Factor (dB/m)	Type
1	*	2378.226	59.094	28.141	-14.906	74.000	30.953	PK
2		2390.000	57.790	26.939	-16.210	74.000	30.850	PK
3		2423.779	99.474	68.701	N/A	N/A	30.773	PK

Note 1: " * ", means this data is the worst emission level.

Note 2: Measure Level (dBμV/m) = Reading Level (dBμV) + Factor (dB/m).

Note 3: Factor (dB/m) = Cable Loss (dB) + Antenna Factor (dB/m).

Site: NS-AC1	Test Date: 2023-07-31
Limit: FCC_2.4G_RE(3m)	Engineer: Flag Yang
Probe: NS-AC1_BBHA9120D_2111_1-18GHz	Polarity: Horizontal
EUT: AXE5400 Tri-Band Wi-Fi 6E Range Extender	Power: AC 120V/60Hz
Test Mode: Transmit by 802.11n-HT40 at 2427MHz	



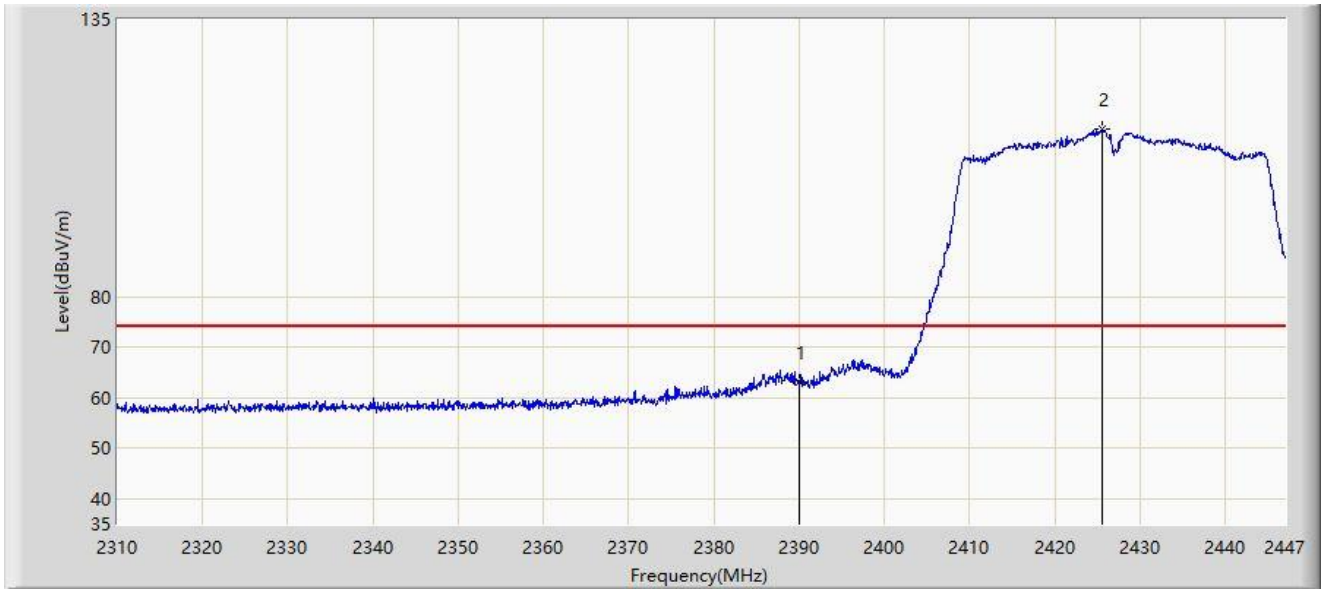
No	Mark	Frequency (MHz)	Measure Level (dB μ V/m)	Reading Level (dB μ V)	Margin (dB)	Limit (dB μ V/m)	Factor (dB/m)	Type
1	*	2321.234	47.945	16.935	-6.055	54.000	31.010	AV
2		2390.000	47.372	16.521	-6.628	54.000	30.850	AV
3		2424.121	91.554	60.783	N/A	N/A	30.770	AV

Note 1: " * ", means this data is the worst emission level.

Note 2: Measure Level (dB μ V/m) = Reading Level (dB μ V) + Factor (dB/m).

Note 3: Factor (dB/m) = Cable Loss (dB) + Antenna Factor (dB/m).

Site: NS-AC1	Test Date: 2023-07-31
Limit: FCC_2.4G_RE(3m)	Engineer: Flag Yang
Probe: NS-AC1_BBHA9120D_2111_1-18GHz	Polarity: Vertical
EUT: AXE5400 Tri-Band Wi-Fi 6E Range Extender	Power: AC 120V/60Hz
Test Mode: Transmit by 802.11n-HT40 at 2427MHz	



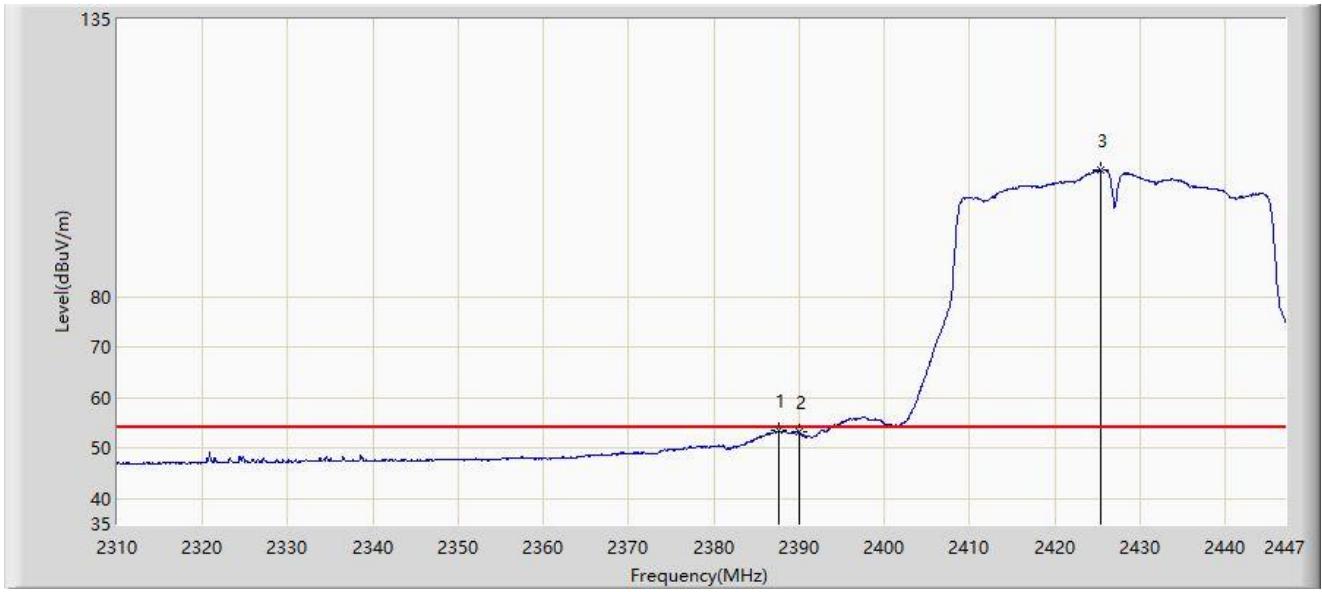
No	Mark	Frequency (MHz)	Measure Level (dB μ V/m)	Reading Level (dB μ V)	Margin (dB)	Limit (dB μ V/m)	Factor (dB/m)	Type
1	*	2390.000	63.258	32.407	-10.742	74.000	30.850	PK
2		2425.560	113.179	82.419	N/A	N/A	30.761	PK

Note 1: " * ", means this data is the worst emission level.

Note 2: Measure Level (dB μ V/m) = Reading Level (dB μ V) + Factor (dB/m).

Note 3: Factor (dB/m) = Cable Loss (dB) + Antenna Factor (dB/m).

Site: NS-AC1	Test Date: 2023-07-31
Limit: FCC_2.4G_RE(3m)	Engineer: Flag Yang
Probe: NS-AC1_BBHA9120D_2111_1-18GHz	Polarity: Vertical
EUT: AXE5400 Tri-Band Wi-Fi 6E Range Extender	Power: AC 120V/60Hz
Test Mode: Transmit by 802.11n-HT40 at 2427MHz	



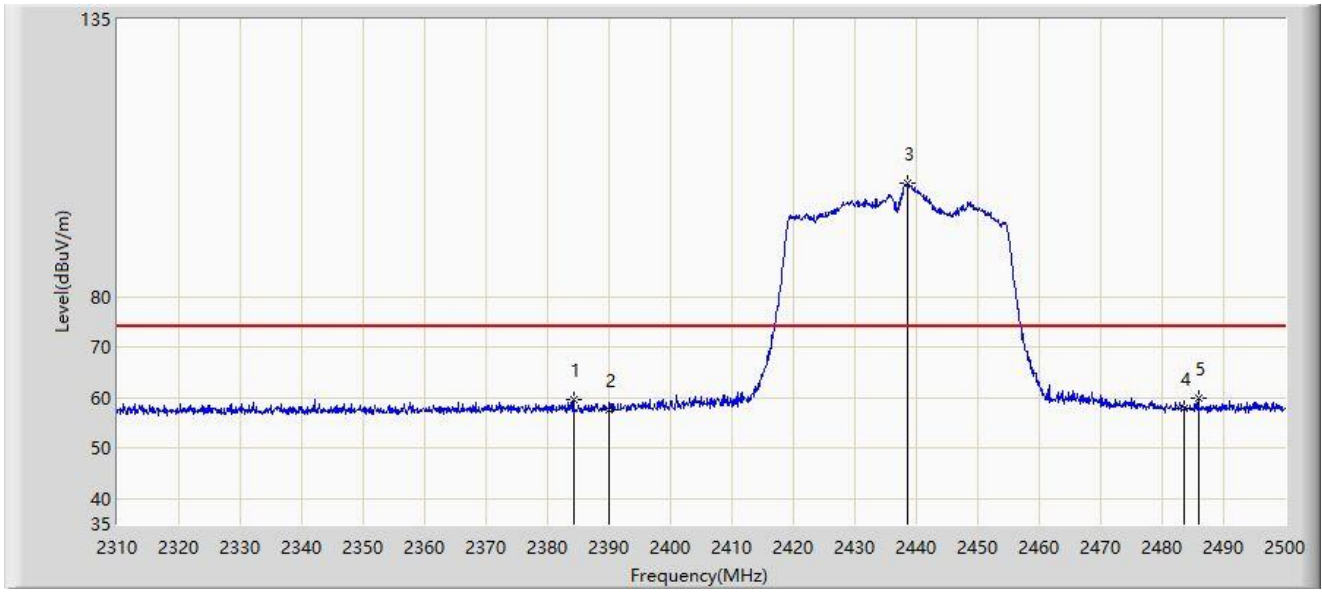
No	Mark	Frequency (MHz)	Measure Level (dBμV/m)	Reading Level (dBμV)	Margin (dB)	Limit (dBμV/m)	Factor (dB/m)	Type
1	*	2387.679	53.523	22.652	-0.477	54.000	30.871	AV
2		2390.000	53.161	22.310	-0.839	54.000	30.850	AV
3		2425.285	105.139	74.377	N/A	N/A	30.762	AV

Note 1: " * ", means this data is the worst emission level.

Note 2: Measure Level (dBμV/m) = Reading Level (dBμV) + Factor (dB/m).

Note 3: Factor (dB/m) = Cable Loss (dB) + Antenna Factor (dB/m).

Site: NS-AC1	Test Date: 2023-07-31
Limit: FCC_2.4G_RE(3m)	Engineer: Flag Yang
Probe: NS-AC1_BBHA9120D_2111_1-18GHz	Polarity: Horizontal
EUT: AXE5400 Tri-Band Wi-Fi 6E Range Extender	Power: AC 120V/60Hz
Test Mode: Transmit by 802.11n-HT40 at 2437MHz	



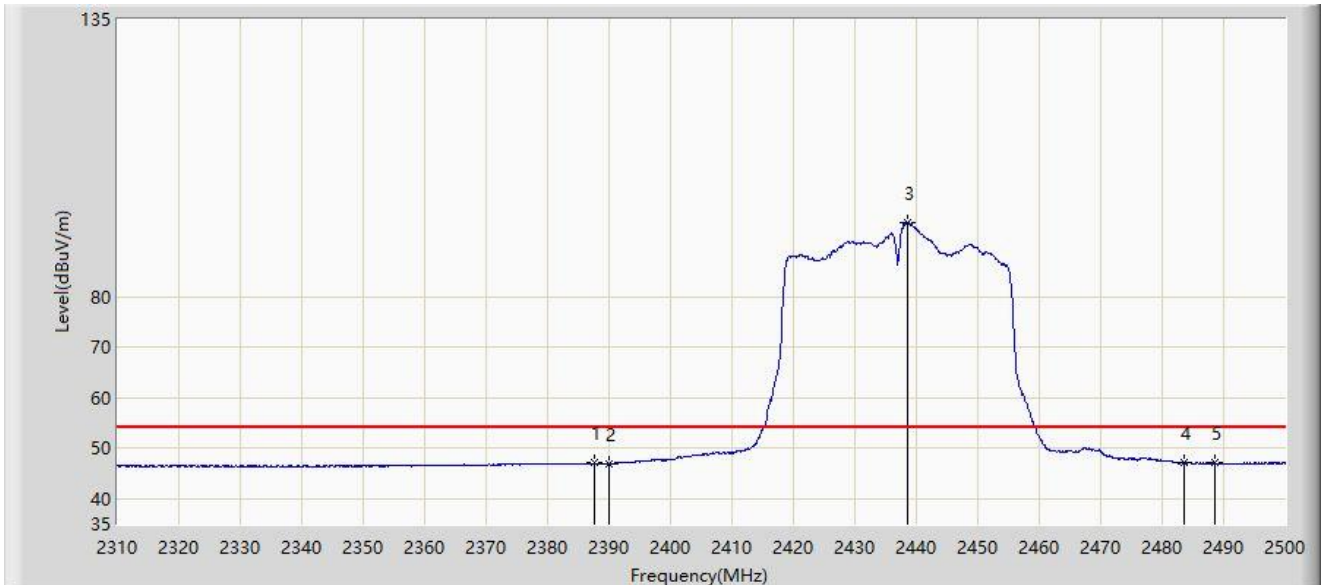
No	Mark	Frequency (MHz)	Measure Level (dBμV/m)	Reading Level (dBμV)	Margin (dB)	Limit (dBμV/m)	Factor (dB/m)	Type
1		2384.195	59.618	28.717	-14.382	74.000	30.902	PK
2		2390.000	57.653	26.802	-16.347	74.000	30.850	PK
3		2438.630	102.419	71.607	N/A	N/A	30.811	PK
4		2483.500	57.911	27.149	-16.089	74.000	30.761	PK
5	*	2485.845	59.972	29.209	-14.028	74.000	30.763	PK

Note 1: " * ", means this data is the worst emission level.

Note 2: Measure Level (dBμV/m) = Reading Level (dBμV) + Factor (dB/m).

Note 3: Factor (dB/m) = Cable Loss (dB) + Antenna Factor (dB/m).

Site: NS-AC1	Test Date: 2023-07-31
Limit: FCC_2.4G_RE(3m)	Engineer: Flag Yang
Probe: NS-AC1_BBHA9120D_2111_1-18GHz	Polarity: Horizontal
EUT: AXE5400 Tri-Band Wi-Fi 6E Range Extender	Power: AC 120V/60Hz
Test Mode: Transmit by 802.11n-HT40 at 2437MHz	



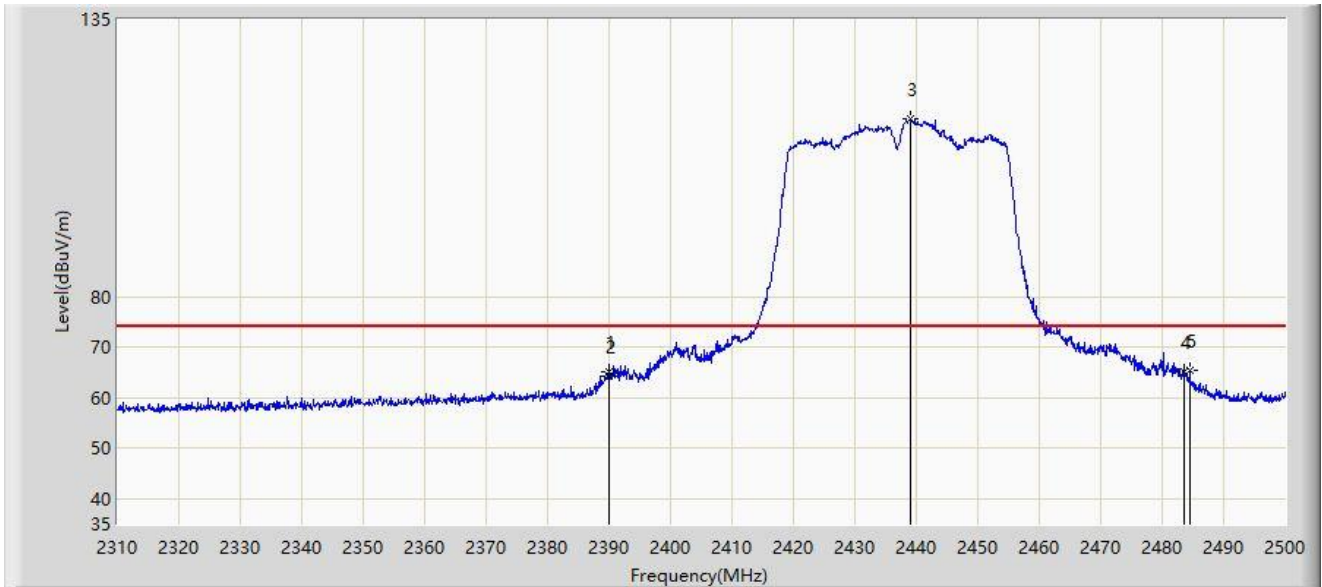
No	Mark	Frequency (MHz)	Measure Level (dBμV/m)	Reading Level (dBμV)	Margin (dB)	Limit (dBμV/m)	Factor (dB/m)	Type
1		2387.615	47.107	16.235	-6.893	54.000	30.872	AV
2		2390.000	46.990	16.139	-7.010	54.000	30.850	AV
3		2438.630	94.686	63.874	N/A	N/A	30.811	AV
4		2483.500	47.042	16.280	-6.958	54.000	30.761	AV
5	*	2488.505	47.199	16.435	-6.801	54.000	30.764	AV

Note 1: " * ", means this data is the worst emission level.

Note 2: Measure Level (dBμV/m) = Reading Level (dBμV) + Factor (dB/m).

Note 3: Factor (dB/m) = Cable Loss (dB) + Antenna Factor (dB/m).

Site: NS-AC1	Test Date: 2023-07-31
Limit: FCC_2.4G_RE(3m)	Engineer: Flag Yang
Probe: NS-AC1_BBHA9120D_2111_1-18GHz	Polarity: Vertical
EUT: AXE5400 Tri-Band Wi-Fi 6E Range Extender	Power: AC 120V/60Hz
Test Mode: Transmit by 802.11n-HT40 at 2437MHz	



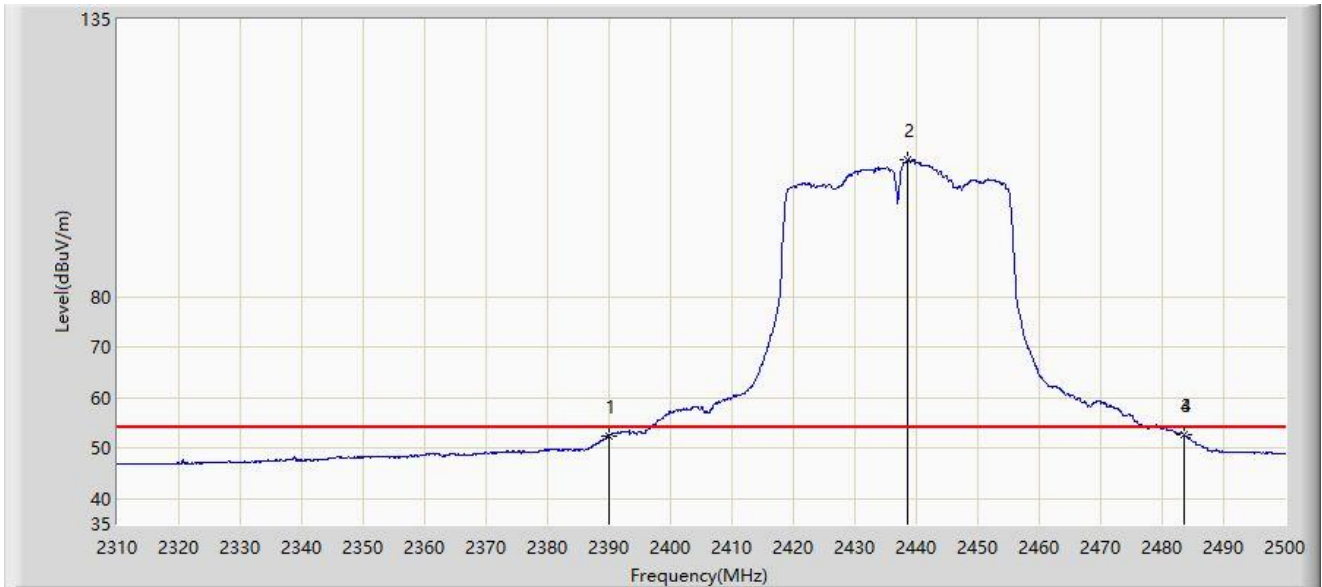
No	Mark	Frequency (MHz)	Measure Level (dBμV/m)	Reading Level (dBμV)	Margin (dB)	Limit (dBμV/m)	Factor (dB/m)	Type
1		2389.895	65.132	34.280	-8.868	74.000	30.852	PK
2		2390.000	64.157	33.306	-9.843	74.000	30.850	PK
3		2439.105	115.173	84.358	N/A	N/A	30.815	PK
4		2483.500	65.238	34.476	-8.762	74.000	30.761	PK
5	*	2484.515	65.522	34.760	-8.478	74.000	30.763	PK

Note 1: " * ", means this data is the worst emission level.

Note 2: Measure Level (dBμV/m) = Reading Level (dBμV) + Factor (dB/m).

Note 3: Factor (dB/m) = Cable Loss (dB) + Antenna Factor (dB/m).

Site: NS-AC1	Test Date: 2023-07-31
Limit: FCC_2.4G_RE(3m)	Engineer: Flag Yang
Probe: NS-AC1_BBHA9120D_2111_1-18GHz	Polarity: Vertical
EUT: AXE5400 Tri-Band Wi-Fi 6E Range Extender	Power: AC 120V/60Hz
Test Mode: Transmit by 802.11n-HT40 at 2437MHz	



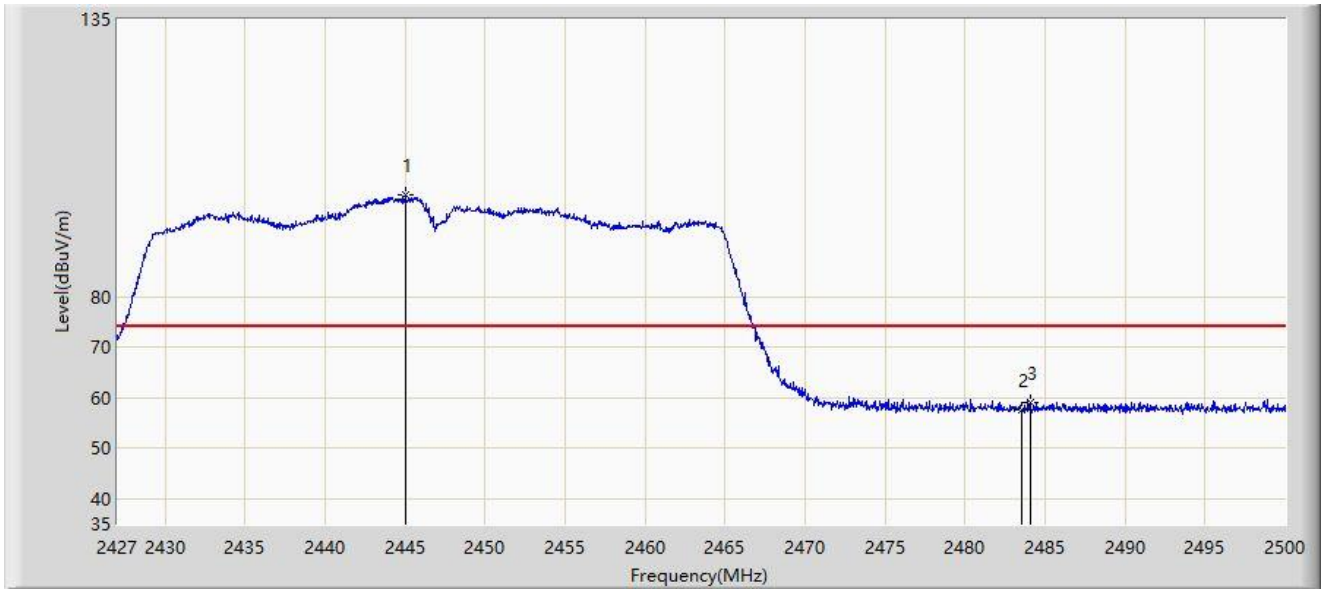
No	Mark	Frequency (MHz)	Measure Level (dB μ V/m)	Reading Level (dB μ V)	Margin (dB)	Limit (dB μ V/m)	Factor (dB/m)	Type
1		2390.000	52.484	21.633	-1.516	54.000	30.850	AV
2		2438.630	107.052	76.240	N/A	N/A	30.811	AV
3		2483.500	52.583	21.821	-1.417	54.000	30.761	AV
4	*	2483.565	52.605	21.843	-1.395	54.000	30.762	AV

Note 1: " * ", means this data is the worst emission level.

Note 2: Measure Level (dB μ V/m) = Reading Level (dB μ V) + Factor (dB/m).

Note 3: Factor (dB/m) = Cable Loss (dB) + Antenna Factor (dB/m).

Site: NS-AC1	Test Date: 2023-07-31
Limit: FCC_2.4G_RE(3m)	Engineer: Flag Yang
Probe: NS-AC1_BBHA9120D_2111_1-18GHz	Polarity: Horizontal
EUT: AXE5400 Tri-Band Wi-Fi 6E Range Extender	Power: AC 120V/60Hz
Test Mode: Transmit by 802.11n-HT40 at 2447MHz	



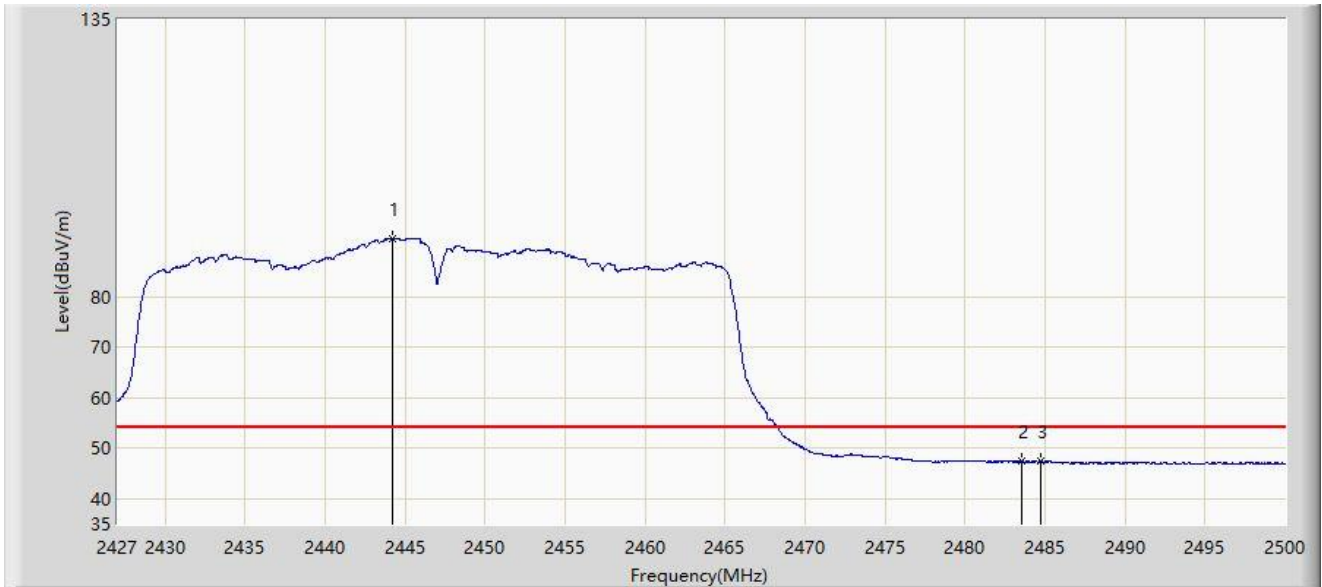
No	Mark	Frequency (MHz)	Measure Level (dB μ V/m)	Reading Level (dB μ V)	Margin (dB)	Limit (dB μ V/m)	Factor (dB/m)	Type
1		2444.994	100.195	69.342	N/A	N/A	30.853	PK
2		2483.500	57.716	26.954	-16.284	74.000	30.761	PK
3	*	2484.050	59.117	28.355	-14.883	74.000	30.762	PK

Note 1: " * ", means this data is the worst emission level.

Note 2: Measure Level (dB μ V/m) = Reading Level (dB μ V) + Factor (dB/m).

Note 3: Factor (dB/m) = Cable Loss (dB) + Antenna Factor (dB/m).

Site: NS-AC1	Test Date: 2023-07-31
Limit: FCC_2.4G_RE(3m)	Engineer: Flag Yang
Probe: NS-AC1_BBHA9120D_2111_1-18GHz	Polarity: Horizontal
EUT: AXE5400 Tri-Band Wi-Fi 6E Range Extender	Power: AC 120V/60Hz
Test Mode: Transmit by 802.11n-HT40 at 2447MHz	



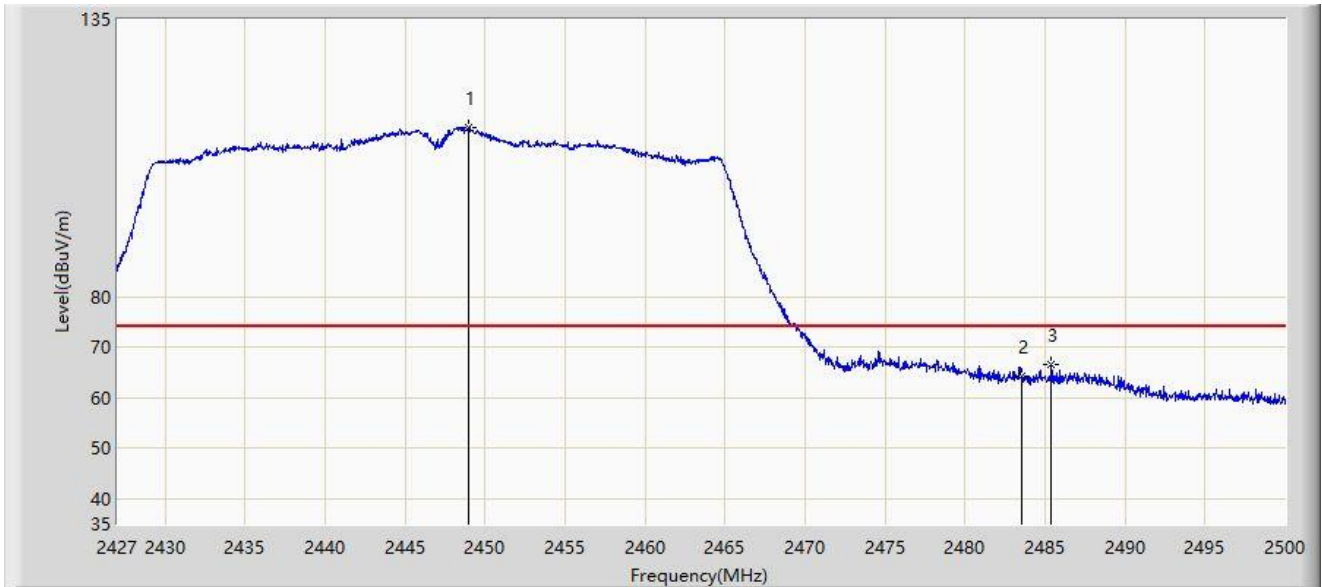
No	Mark	Frequency (MHz)	Measure Level (dB μ V/m)	Reading Level (dB μ V)	Margin (dB)	Limit (dB μ V/m)	Factor (dB/m)	Type
1		2444.228	91.652	60.804	N/A	N/A	30.848	AV
2		2483.500	47.353	16.591	-6.647	54.000	30.761	AV
3	*	2484.707	47.463	16.701	-6.537	54.000	30.763	AV

Note 1: " * ", means this data is the worst emission level.

Note 2: Measure Level (dB μ V/m) = Reading Level (dB μ V) + Factor (dB/m).

Note 3: Factor (dB/m) = Cable Loss (dB) + Antenna Factor (dB/m).

Site: NS-AC1	Test Date: 2023-07-31
Limit: FCC_2.4G_RE(3m)	Engineer: Flag Yang
Probe: NS-AC1_BBHA9120D_2111_1-18GHz	Polarity: Vertical
EUT: AXE5400 Tri-Band Wi-Fi 6E Range Extender	Power: AC 120V/60Hz
Test Mode: Transmit by 802.11n-HT40 at 2447MHz	



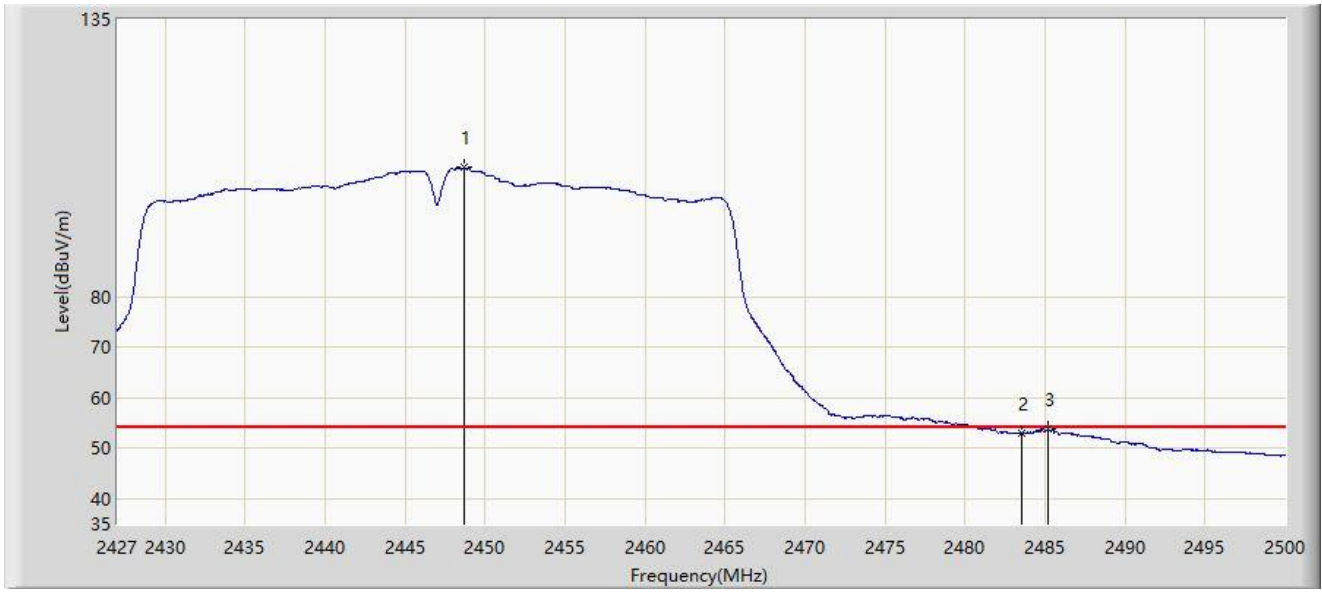
No	Mark	Frequency (MHz)	Measure Level (dB μ V/m)	Reading Level (dB μ V)	Margin (dB)	Limit (dB μ V/m)	Factor (dB/m)	Type
1		2448.973	113.689	82.830	N/A	N/A	30.859	PK
2		2483.500	64.166	33.404	-9.834	74.000	30.761	PK
3	*	2485.400	66.459	35.696	-7.541	74.000	30.762	PK

Note 1: " * ", means this data is the worst emission level.

Note 2: Measure Level (dB μ V/m) = Reading Level (dB μ V) + Factor (dB/m).

Note 3: Factor (dB/m) = Cable Loss (dB) + Antenna Factor (dB/m).

Site: NS-AC1	Test Date: 2023-07-31
Limit: FCC_2.4G_RE(3m)	Engineer: Flag Yang
Probe: NS-AC1_BBHA9120D_2111_1-18GHz	Polarity: Vertical
EUT: AXE5400 Tri-Band Wi-Fi 6E Range Extender	Power: AC 120V/60Hz
Test Mode: Transmit by 802.11n-HT40 at 2447MHz	



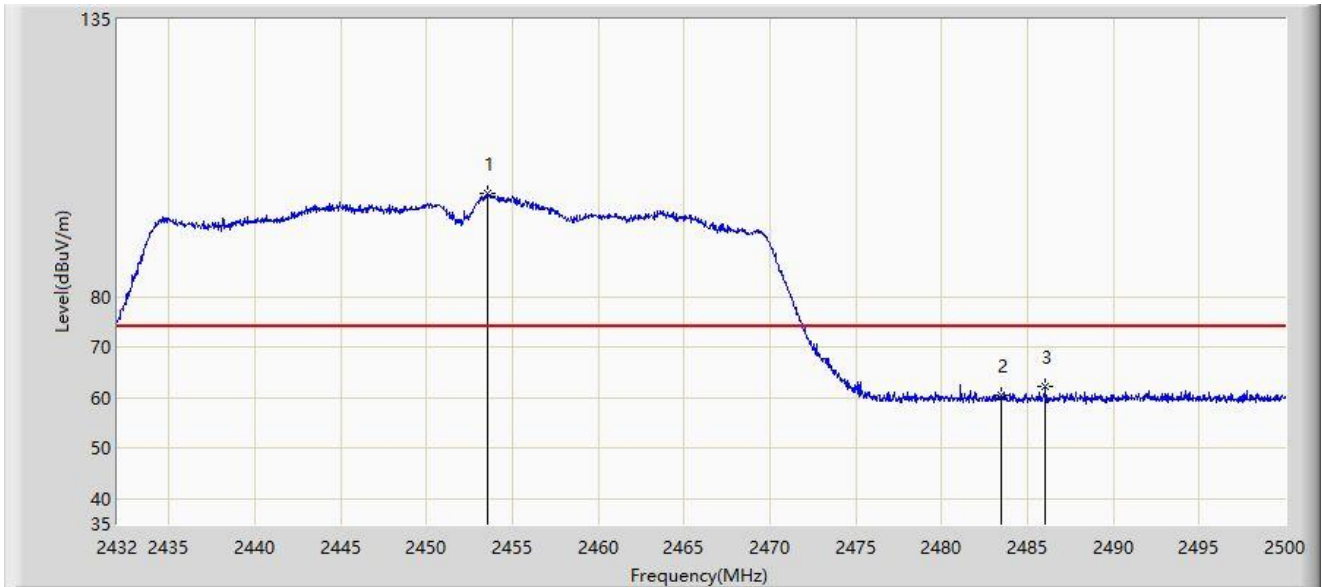
No	Mark	Frequency (MHz)	Measure Level (dB μ V/m)	Reading Level (dB μ V)	Margin (dB)	Limit (dB μ V/m)	Factor (dB/m)	Type
1		2448.681	105.595	74.736	N/A	N/A	30.859	AV
2		2483.500	52.964	22.202	-1.036	54.000	30.761	AV
3	*	2485.181	53.768	23.005	-0.232	54.000	30.762	AV

Note 1: " * ", means this data is the worst emission level.

Note 2: Measure Level (dB μ V/m) = Reading Level (dB μ V) + Factor (dB/m).

Note 3: Factor (dB/m) = Cable Loss (dB) + Antenna Factor (dB/m).

Site: NS-AC1	Test Date: 2023-07-31
Limit: FCC_2.4G_RE(3m)	Engineer: Flag Yang
Probe: NS-AC1_BBHA9120D_2111_1-18GHz	Polarity: Horizontal
EUT: AXE5400 Tri-Band Wi-Fi 6E Range Extender	Power: AC 120V/60Hz
Test Mode: Transmit by 802.11n-HT40 at 2452MHz	



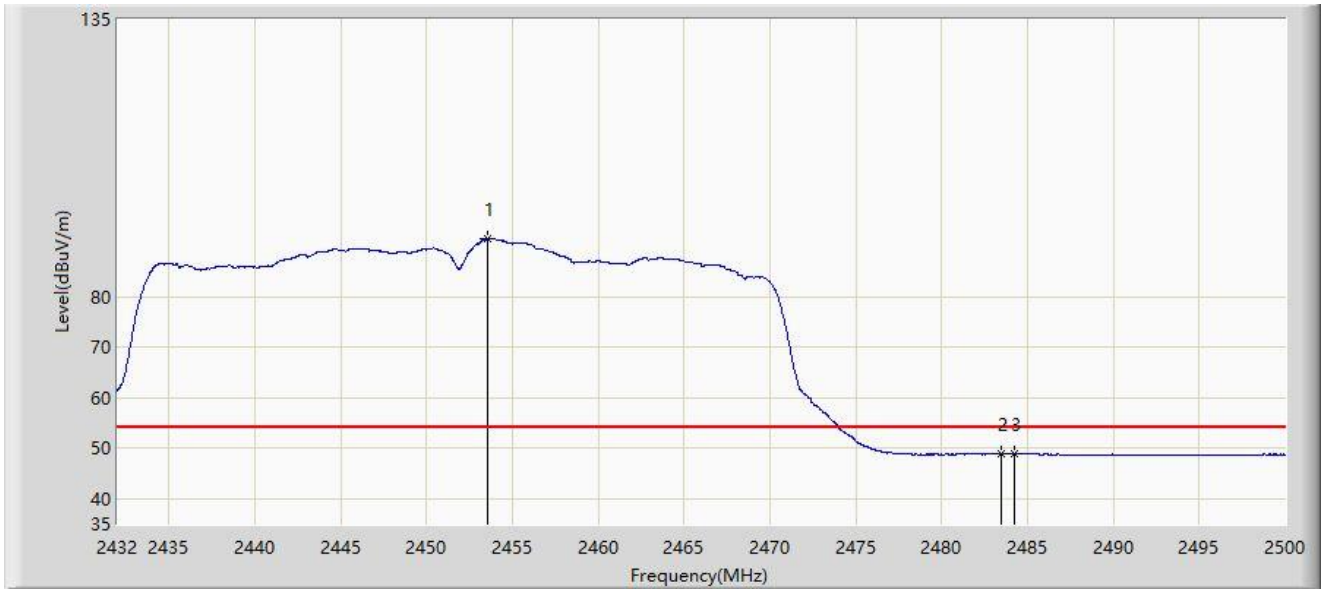
No	Mark	Frequency (MHz)	Measure Level (dB μ V/m)	Reading Level (dB μ V)	Margin (dB)	Limit (dB μ V/m)	Factor (dB/m)	Type
1		2453.590	100.395	69.528	N/A	N/A	30.867	PK
2		2483.500	60.445	29.683	-13.555	74.000	30.761	PK
3	*	2486.060	62.351	31.588	-11.649	74.000	30.763	PK

Note 1: " * ", means this data is the worst emission level.

Note 2: Measure Level (dB μ V/m) = Reading Level (dB μ V) + Factor (dB/m).

Note 3: Factor (dB/m) = Cable Loss (dB) + Antenna Factor (dB/m).

Site: NS-AC1	Test Date: 2023-07-31
Limit: FCC_2.4G_RE(3m)	Engineer: Flag Yang
Probe: NS-AC1_BBHA9120D_2111_1-18GHz	Polarity: Horizontal
EUT: AXE5400 Tri-Band Wi-Fi 6E Range Extender	Power: AC 120V/60Hz
Test Mode: Transmit by 802.11n-HT40 at 2452MHz	



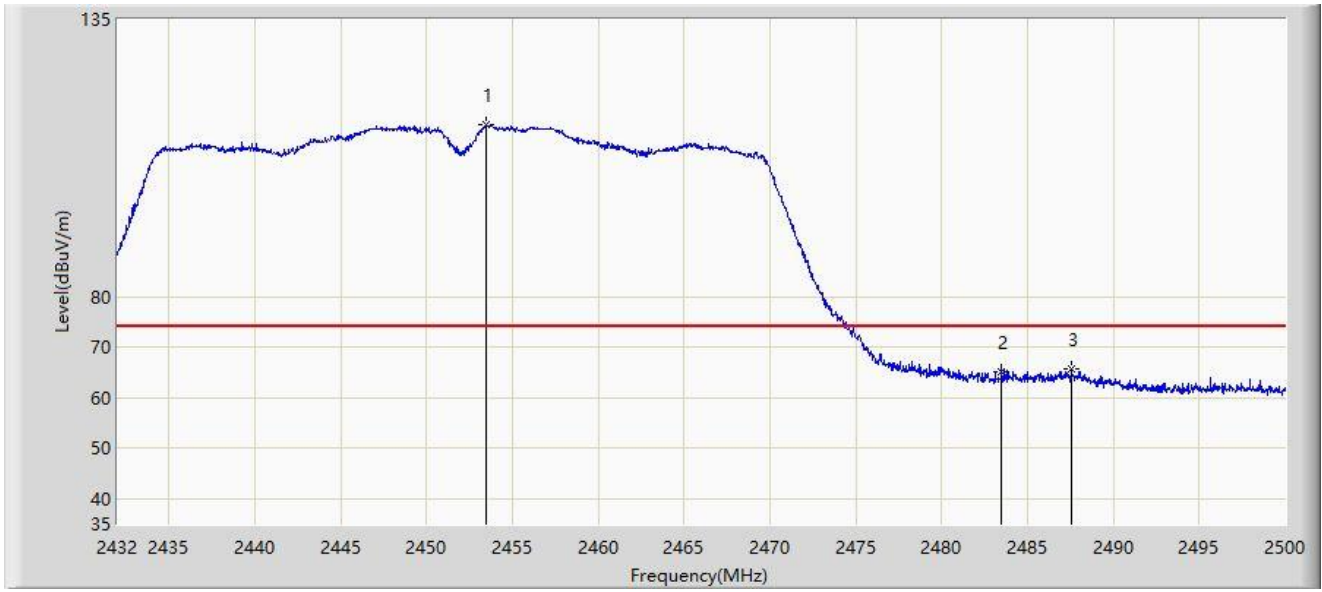
No	Mark	Frequency (MHz)	Measure Level (dBuV/m)	Reading Level (dBuV)	Margin (dB)	Limit (dBuV/m)	Factor (dB/m)	Type
1		2453.556	91.507	60.640	N/A	N/A	30.867	AV
2		2483.500	48.900	18.138	-5.100	54.000	30.761	AV
3	*	2484.224	49.012	18.250	-4.988	54.000	30.762	AV

Note 1: " * ", means this data is the worst emission level.

Note 2: Measure Level (dBuV/m) = Reading Level (dBuV) + Factor (dB/m).

Note 3: Factor (dB/m) = Cable Loss (dB) + Antenna Factor (dB/m).

Site: NS-AC1	Test Date: 2023-07-31
Limit: FCC_2.4G_RE(3m)	Engineer: Flag Yang
Probe: NS-AC1_BBHA9120D_2111_1-18GHz	Polarity: Vertical
EUT: AXE5400 Tri-Band Wi-Fi 6E Range Extender	Power: AC 120V/60Hz
Test Mode: Transmit by 802.11n-HT40 at 2452MHz	



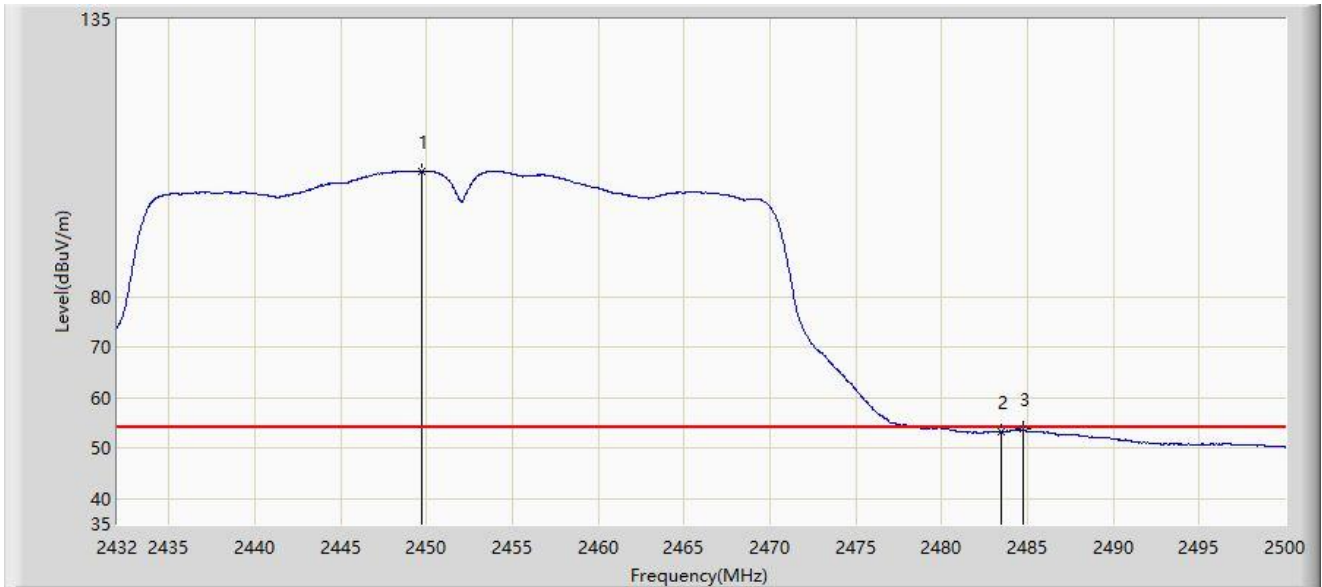
No	Mark	Frequency (MHz)	Measure Level (dB μ V/m)	Reading Level (dB μ V)	Margin (dB)	Limit (dB μ V/m)	Factor (dB/m)	Type
1		2453.488	114.104	83.238	N/A	N/A	30.866	PK
2		2483.500	65.251	34.489	-8.749	74.000	30.761	PK
3	*	2487.522	65.861	35.097	-8.139	74.000	30.764	PK

Note 1: " * ", means this data is the worst emission level.

Note 2: Measure Level (dB μ V/m) = Reading Level (dB μ V) + Factor (dB/m).

Note 3: Factor (dB/m) = Cable Loss (dB) + Antenna Factor (dB/m).

Site: NS-AC1	Test Date: 2023-07-31
Limit: FCC_2.4G_RE(3m)	Engineer: Flag Yang
Probe: NS-AC1_BBHA9120D_2111_1-18GHz	Polarity: Vertical
EUT: AXE5400 Tri-Band Wi-Fi 6E Range Extender	Power: AC 120V/60Hz
Test Mode: Transmit by 802.11n-HT40 at 2452MHz	



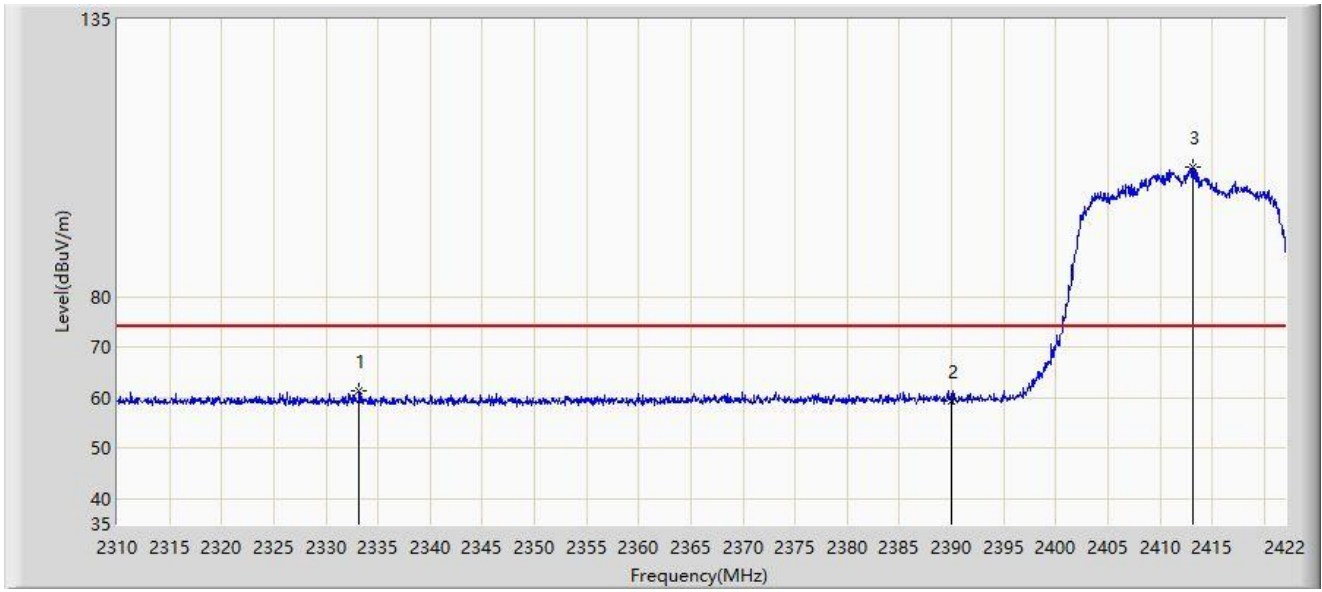
No	Mark	Frequency (MHz)	Measure Level (dB μ V/m)	Reading Level (dB μ V)	Margin (dB)	Limit (dB μ V/m)	Factor (dB/m)	Type
1		2449.748	104.970	74.109	N/A	N/A	30.861	AV
2		2483.500	53.151	22.389	-0.849	54.000	30.761	AV
3	*	2484.768	53.712	22.950	-0.288	54.000	30.763	AV

Note 1: " * ", means this data is the worst emission level.

Note 2: Measure Level (dB μ V/m) = Reading Level (dB μ V) + Factor (dB/m).

Note 3: Factor (dB/m) = Cable Loss (dB) + Antenna Factor (dB/m).

Site: NS-AC1	Test Date: 2023-07-31
Limit: FCC_2.4G_RE(3m)	Engineer: Flag Yang
Probe: NS-AC1_BBHA9120D_2111_1-18GHz	Polarity: Horizontal
EUT: AXE5400 Tri-Band Wi-Fi 6E Range Extender	Power: AC 120V/60Hz
Test Mode: Transmit by 802.11ax-HE20 at 2412MHz	



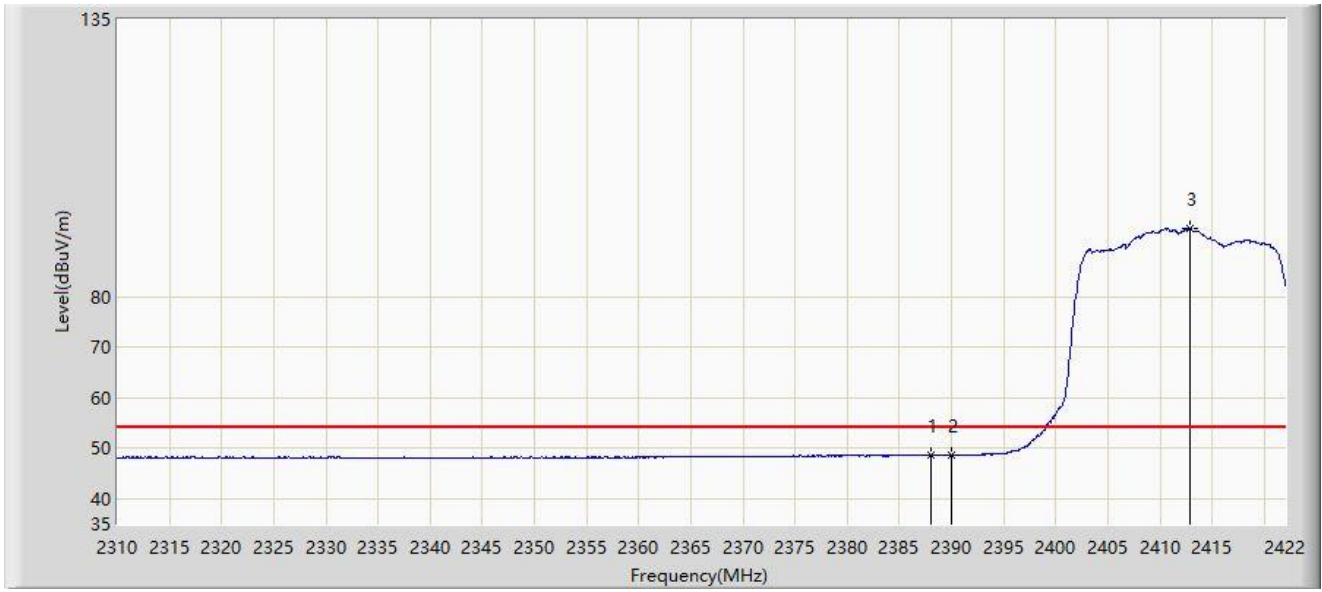
No	Mark	Frequency (MHz)	Measure Level (dB μ V/m)	Reading Level (dB μ V)	Margin (dB)	Limit (dB μ V/m)	Factor (dB/m)	Type
1	*	2333.184	61.279	30.301	-12.721	74.000	30.978	PK
2		2390.000	59.435	28.584	-14.565	74.000	30.850	PK
3		2413.208	105.805	74.957	N/A	N/A	30.849	PK

Note 1: " * ", means this data is the worst emission level.

Note 2: Measure Level (dB μ V/m) = Reading Level (dB μ V) + Factor (dB/m).

Note 3: Factor (dB/m) = Cable Loss (dB) + Antenna Factor (dB/m).

Site: NS-AC1	Test Date: 2023-07-31
Limit: FCC_2.4G_RE(3m)	Engineer: Flag Yang
Probe: NS-AC1_BBHA9120D_2111_1-18GHz	Polarity: Horizontal
EUT: AXE5400 Tri-Band Wi-Fi 6E Range Extender	Power: AC 120V/60Hz
Test Mode: Transmit by 802.11ax-HE20 at 2412MHz	



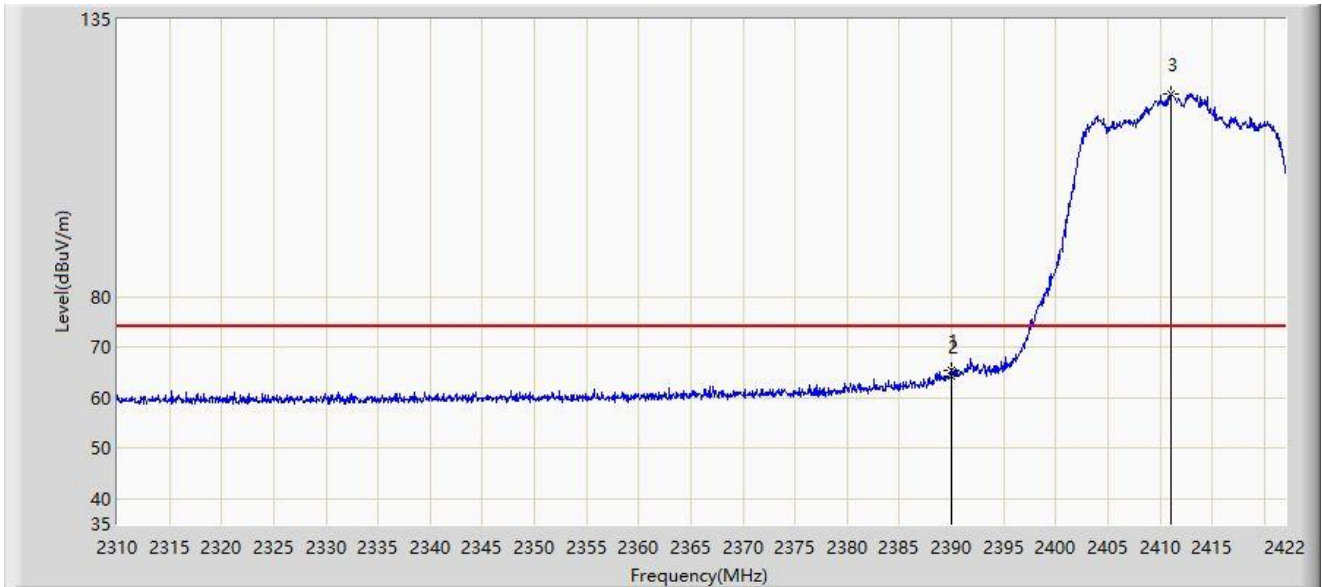
No	Mark	Frequency (MHz)	Measure Level (dB μ V/m)	Reading Level (dB μ V)	Margin (dB)	Limit (dB μ V/m)	Factor (dB/m)	Type
1	*	2388.064	48.762	17.894	-5.238	54.000	30.868	AV
2		2390.000	48.651	17.800	-5.349	54.000	30.850	AV
3		2412.816	93.580	62.729	N/A	N/A	30.851	AV

Note 1: " * ", means this data is the worst emission level.

Note 2: Measure Level (dB μ V/m) = Reading Level (dB μ V) + Factor (dB/m).

Note 3: Factor (dB/m) = Cable Loss (dB) + Antenna Factor (dB/m).

Site: NS-AC1	Test Date: 2023-07-31
Limit: FCC_2.4G_RE(3m)	Engineer: Flag Yang
Probe: NS-AC1_BBHA9120D_2111_1-18GHz	Polarity: Vertical
EUT: AXE5400 Tri-Band Wi-Fi 6E Range Extender	Power: AC 120V/60Hz
Test Mode: Transmit by 802.11ax-HE20 at 2412MHz	



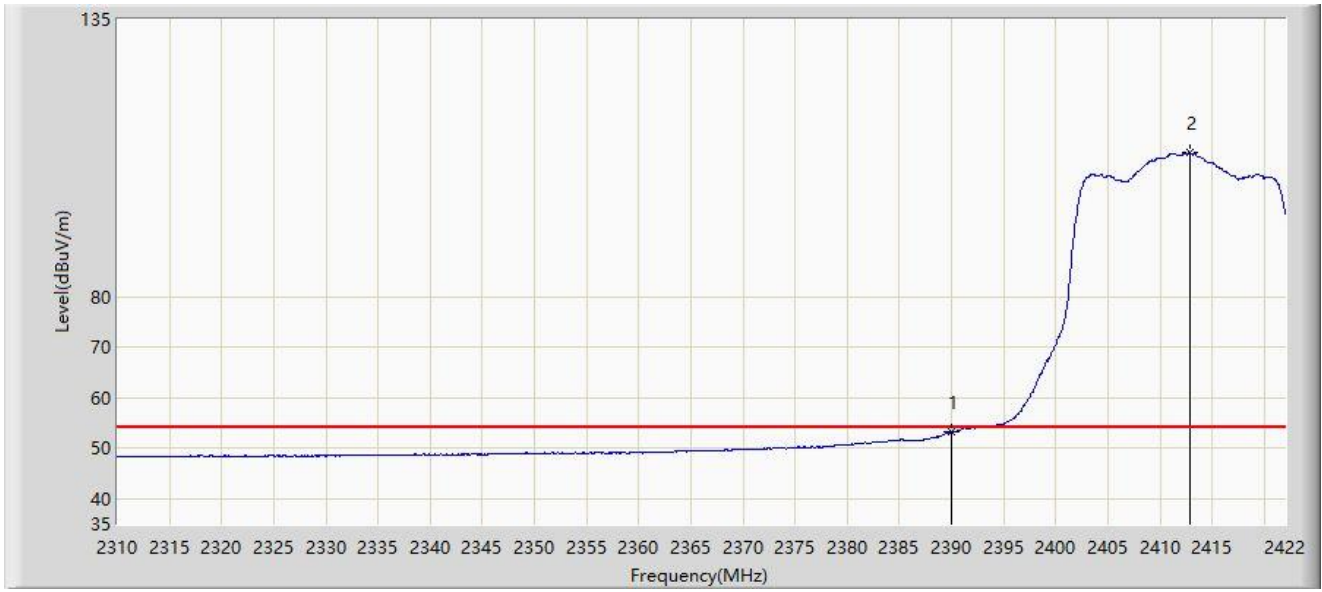
No	Mark	Frequency (MHz)	Measure Level (dB μ V/m)	Reading Level (dB μ V)	Margin (dB)	Limit (dB μ V/m)	Factor (dB/m)	Type
1	*	2389.968	65.296	34.445	-8.704	74.000	30.852	PK
2		2390.000	64.358	33.507	-9.642	74.000	30.850	PK
3		2411.024	120.274	89.410	N/A	N/A	30.864	PK

Note 1: " * ", means this data is the worst emission level.

Note 2: Measure Level (dB μ V/m) = Reading Level (dB μ V) + Factor (dB/m).

Note 3: Factor (dB/m) = Cable Loss (dB) + Antenna Factor (dB/m).

Site: NS-AC1	Test Date: 2023-07-31
Limit: FCC_2.4G_RE(3m)	Engineer: Flag Yang
Probe: NS-AC1_BBHA9120D_2111_1-18GHz	Polarity: Vertical
EUT: AXE5400 Tri-Band Wi-Fi 6E Range Extender	Power: AC 120V/60Hz
Test Mode: Transmit by 802.11ax-HE20 at 2412MHz	



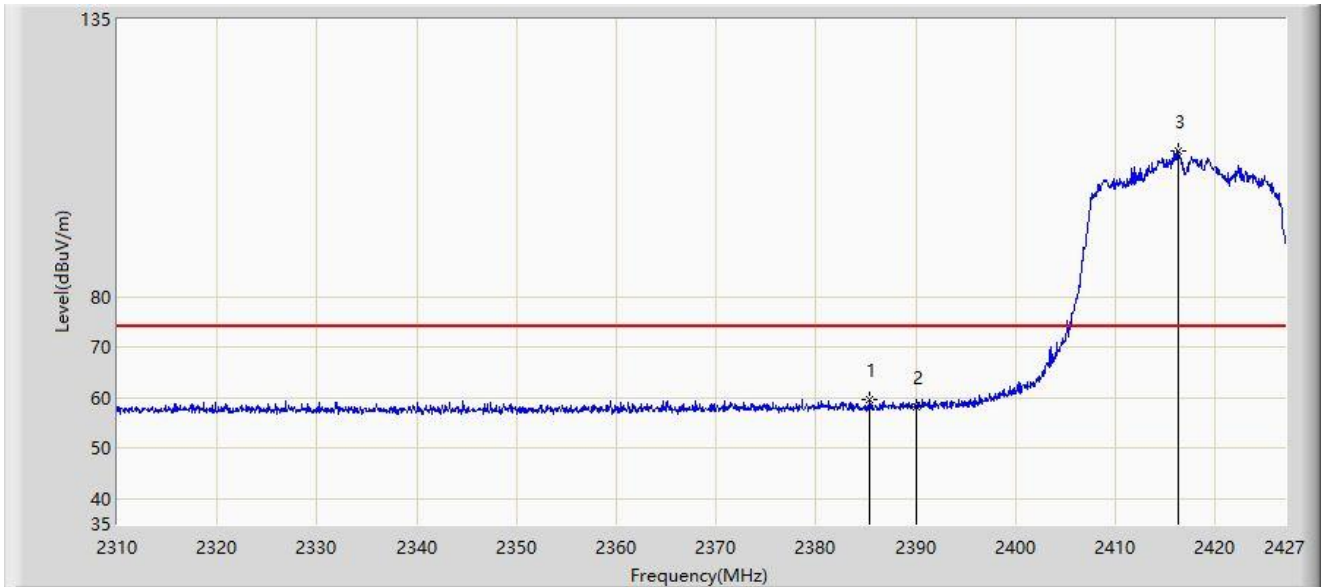
No	Mark	Frequency (MHz)	Measure Level (dB μ V/m)	Reading Level (dB μ V)	Margin (dB)	Limit (dB μ V/m)	Factor (dB/m)	Type
1	*	2390.000	53.308	22.457	-0.692	54.000	30.850	AV
2		2412.872	108.668	77.817	N/A	N/A	30.851	AV

Note 1: " * ", means this data is the worst emission level.

Note 2: Measure Level (dB μ V/m) = Reading Level (dB μ V) + Factor (dB/m).

Note 3: Factor (dB/m) = Cable Loss (dB) + Antenna Factor (dB/m).

Site: NS-AC1	Test Date: 2023-07-31
Limit: FCC_2.4G_RE(3m)	Engineer: Flag Yang
Probe: NS-AC1_BBHA9120D_2111_1-18GHz	Polarity: Horizontal
EUT: AXE5400 Tri-Band Wi-Fi 6E Range Extender	Power: AC 120V/60Hz
Test Mode: Transmit by 802.11ax-HE20 at 2417MHz	



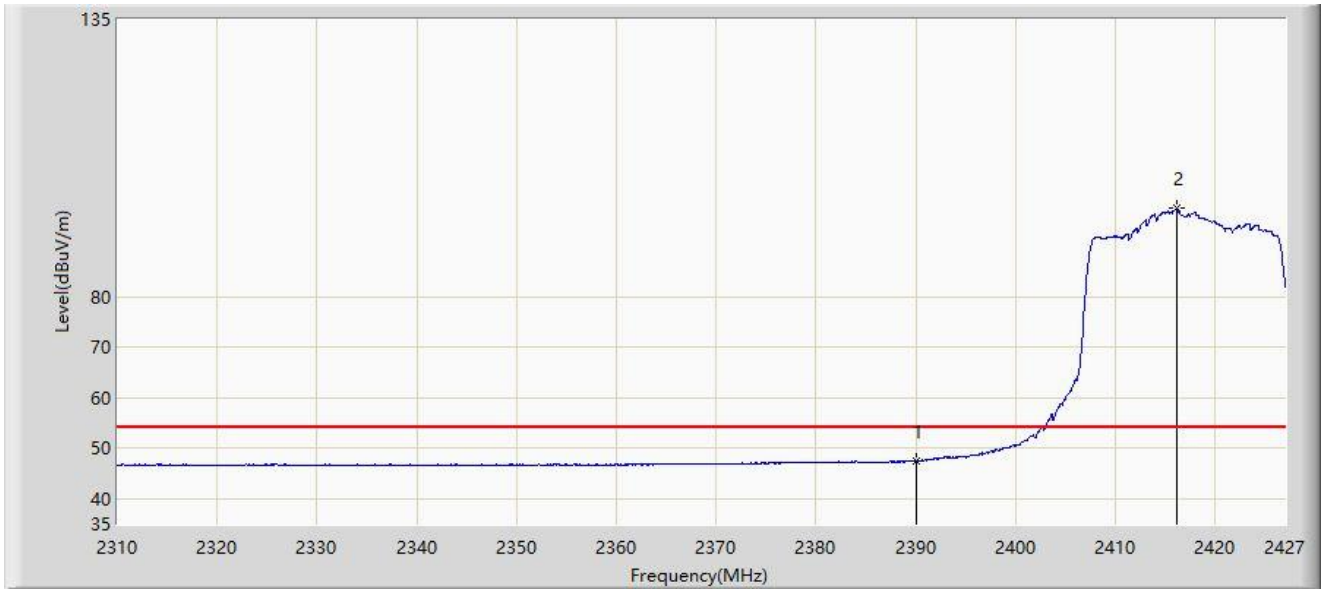
No	Mark	Frequency (MHz)	Measure Level (dBμV/m)	Reading Level (dBμV)	Margin (dB)	Limit (dBμV/m)	Factor (dB/m)	Type
1	*	2385.406	59.764	28.873	-14.236	74.000	30.891	PK
2		2390.000	58.310	27.459	-15.690	74.000	30.850	PK
3		2416.294	109.035	78.209	N/A	N/A	30.826	PK

Note 1: " * ", means this data is the worst emission level.

Note 2: Measure Level (dBμV/m) = Reading Level (dBμV) + Factor (dB/m).

Note 3: Factor (dB/m) = Cable Loss (dB) + Antenna Factor (dB/m).

Site: NS-AC1	Test Date: 2023-07-31
Limit: FCC_2.4G_RE(3m)	Engineer: Flag Yang
Probe: NS-AC1_BBHA9120D_2111_1-18GHz	Polarity: Horizontal
EUT: AXE5400 Tri-Band Wi-Fi 6E Range Extender	Power: AC 120V/60Hz
Test Mode: Transmit by 802.11ax-HE20 at 2417MHz	



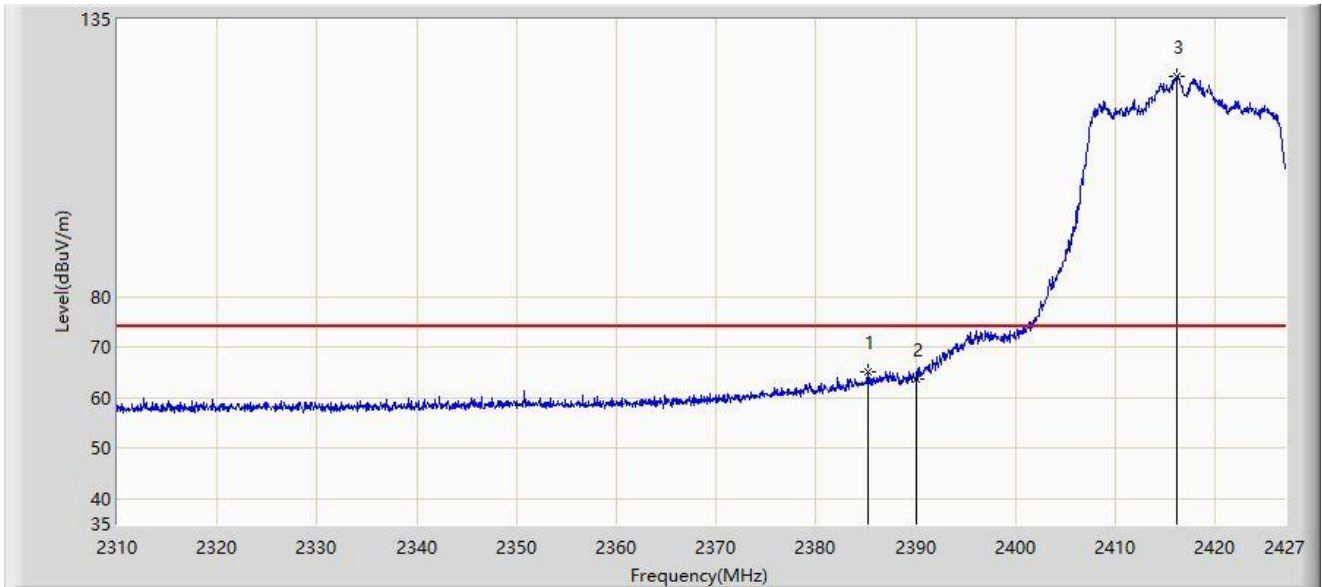
No	Mark	Frequency (MHz)	Measure Level (dB μ V/m)	Reading Level (dB μ V)	Margin (dB)	Limit (dB μ V/m)	Factor (dB/m)	Type
1	*	2390.000	47.557	16.706	-6.443	54.000	30.850	AV
2		2416.119	97.467	66.639	N/A	N/A	30.827	AV

Note 1: " * ", means this data is the worst emission level.

Note 2: Measure Level (dB μ V/m) = Reading Level (dB μ V) + Factor (dB/m).

Note 3: Factor (dB/m) = Cable Loss (dB) + Antenna Factor (dB/m).

Site: NS-AC1	Test Date: 2023-07-31
Limit: FCC_2.4G_RE(3m)	Engineer: Flag Yang
Probe: NS-AC1_BBHA9120D_2111_1-18GHz	Polarity: Vertical
EUT: AXE5400 Tri-Band Wi-Fi 6E Range Extender	Power: AC 120V/60Hz
Test Mode: Transmit by 802.11ax-HE20 at 2417MHz	



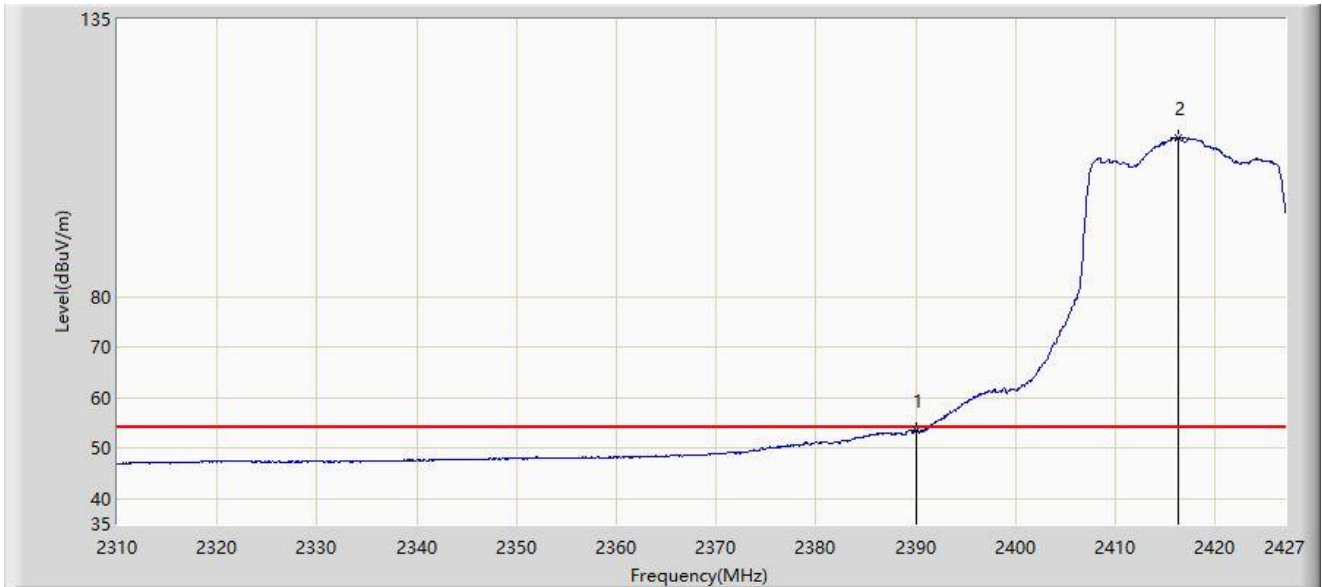
No	Mark	Frequency (MHz)	Measure Level (dBμV/m)	Reading Level (dBμV)	Margin (dB)	Limit (dBμV/m)	Factor (dB/m)	Type
1	*	2385.173	65.226	34.333	-8.774	74.000	30.893	PK
2		2390.000	63.787	32.936	-10.213	74.000	30.850	PK
3		2416.177	123.574	92.747	N/A	N/A	30.827	PK

Note 1: " * ", means this data is the worst emission level.

Note 2: Measure Level (dBμV/m) = Reading Level (dBμV) + Factor (dB/m).

Note 3: Factor (dB/m) = Cable Loss (dB) + Antenna Factor (dB/m).

Site: NS-AC1	Test Date: 2023-07-31
Limit: FCC_2.4G_RE(3m)	Engineer: Flag Yang
Probe: NS-AC1_BBHA9120D_2111_1-18GHz	Polarity: Vertical
EUT: AXE5400 Tri-Band Wi-Fi 6E Range Extender	Power: AC 120V/60Hz
Test Mode: Transmit by 802.11ax-HE20 at 2417MHz	



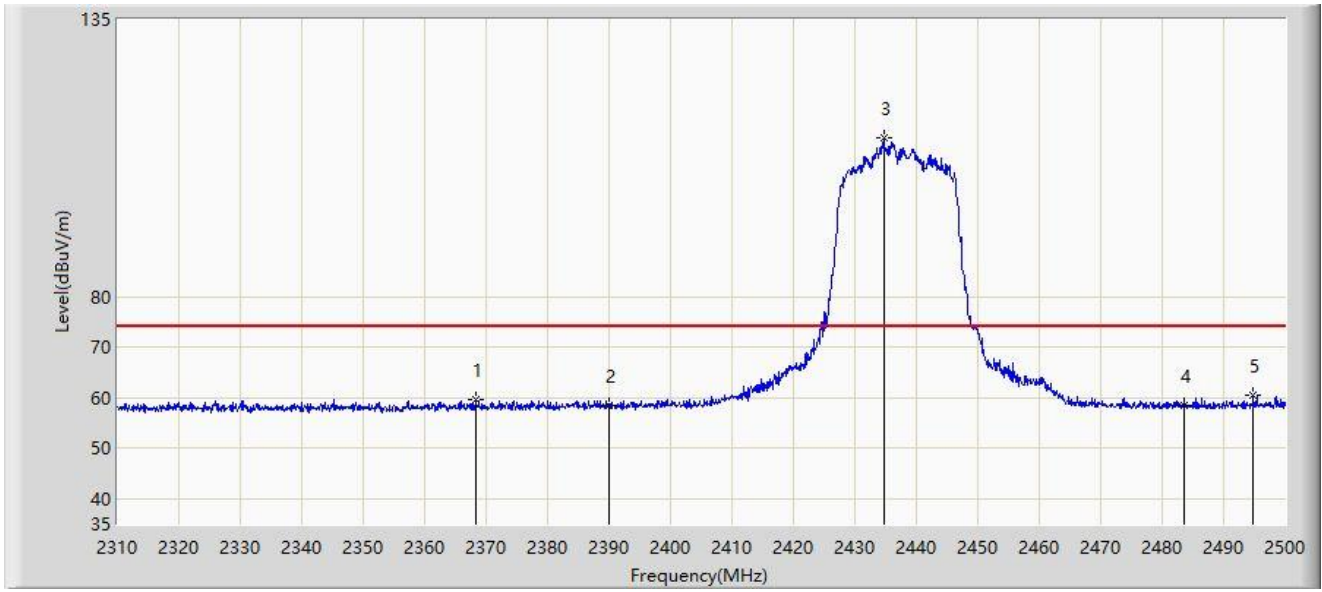
No	Mark	Frequency (MHz)	Measure Level (dB μ V/m)	Reading Level (dB μ V)	Margin (dB)	Limit (dB μ V/m)	Factor (dB/m)	Type
1	*	2390.000	53.583	22.732	-0.417	54.000	30.850	AV
2		2416.353	111.535	80.709	N/A	N/A	30.826	AV

Note 1: " * ", means this data is the worst emission level.

Note 2: Measure Level (dB μ V/m) = Reading Level (dB μ V) + Factor (dB/m).

Note 3: Factor (dB/m) = Cable Loss (dB) + Antenna Factor (dB/m).

Site: NS-AC1	Test Date: 2023-07-31
Limit: FCC_2.4G_RE(3m)	Engineer: Flag Yang
Probe: NS-AC1_BBHA9120D_2111_1-18GHz	Polarity: Horizontal
EUT: AXE5400 Tri-Band Wi-Fi 6E Range Extender	Power: AC 120V/60Hz
Test Mode: Transmit by 802.11ax-HE20 at 2437MHz	



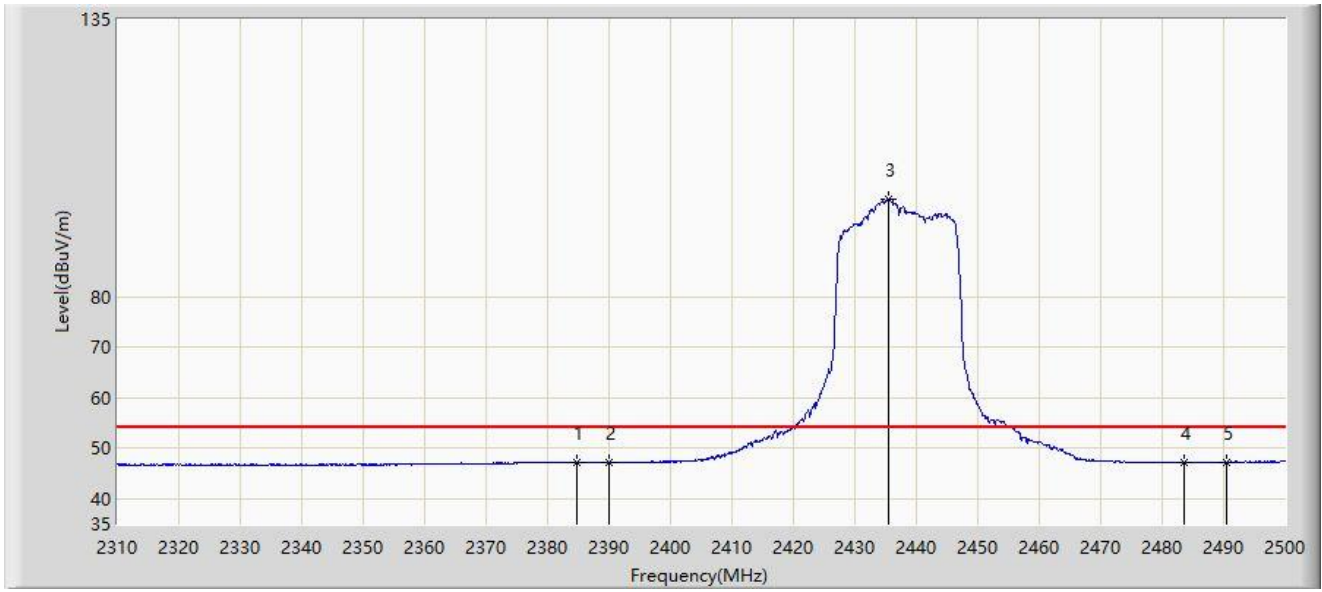
No	Mark	Frequency (MHz)	Measure Level (dB μ V/m)	Reading Level (dB μ V)	Margin (dB)	Limit (dB μ V/m)	Factor (dB/m)	Type
1		2368.330	59.513	28.615	-14.487	74.000	30.897	PK
2		2390.000	58.352	27.501	-15.648	74.000	30.850	PK
3		2434.735	111.597	80.810	N/A	N/A	30.786	PK
4		2483.500	58.513	27.751	-15.487	74.000	30.761	PK
5	*	2494.870	60.547	29.780	-13.453	74.000	30.767	PK

Note 1: " * ", means this data is the worst emission level.

Note 2: Measure Level (dB μ V/m) = Reading Level (dB μ V) + Factor (dB/m).

Note 3: Factor (dB/m) = Cable Loss (dB) + Antenna Factor (dB/m).

Site: NS-AC1	Test Date: 2023-07-31
Limit: FCC_2.4G_RE(3m)	Engineer: Flag Yang
Probe: NS-AC1_BBHA9120D_2111_1-18GHz	Polarity: Horizontal
EUT: AXE5400 Tri-Band Wi-Fi 6E Range Extender	Power: AC 120V/60Hz
Test Mode: Transmit by 802.11ax-HE20 at 2437MHz	



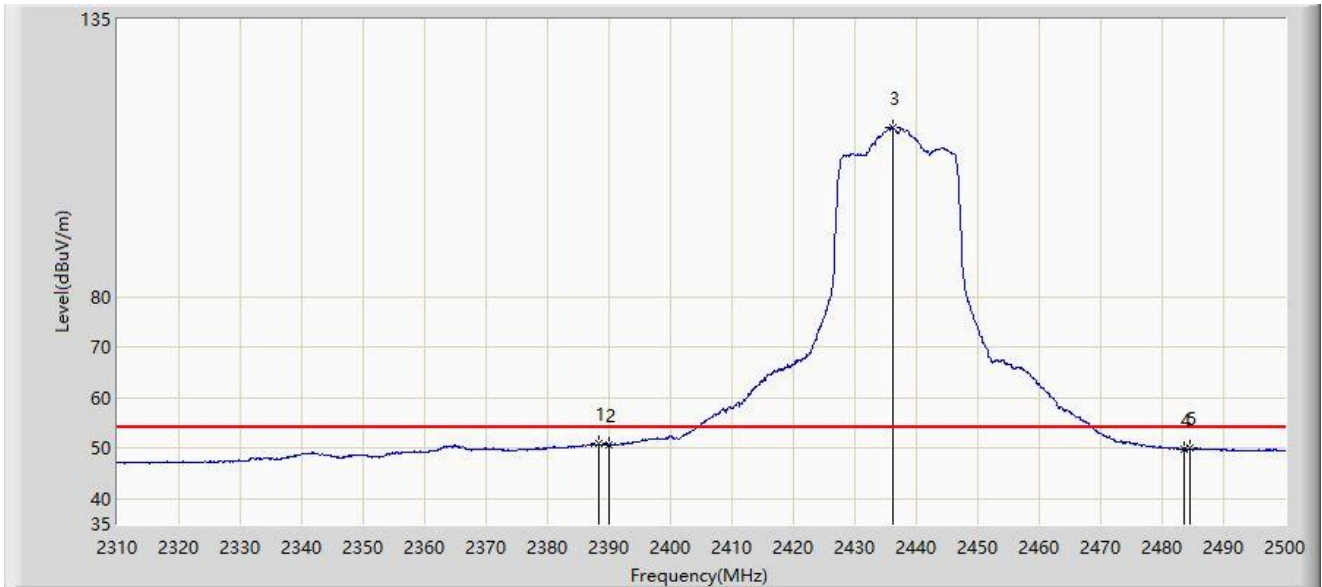
No	Mark	Frequency (MHz)	Measure Level (dBμV/m)	Reading Level (dBμV)	Margin (dB)	Limit (dBμV/m)	Factor (dB/m)	Type
1		2384.670	47.120	16.223	-6.880	54.000	30.897	AV
2		2390.000	47.085	16.234	-6.915	54.000	30.850	AV
3		2435.495	99.338	68.547	N/A	N/A	30.792	AV
4		2483.500	47.193	16.431	-6.807	54.000	30.761	AV
5	*	2490.595	47.279	16.514	-6.721	54.000	30.765	AV

Note 1: " * ", means this data is the worst emission level.

Note 2: Measure Level (dBμV/m) = Reading Level (dBμV) + Factor (dB/m).

Note 3: Factor (dB/m) = Cable Loss (dB) + Antenna Factor (dB/m).

Site: NS-AC1	Test Date: 2023-07-31
Limit: FCC_2.4G_RE(3m)	Engineer: Flag Yang
Probe: NS-AC1_BBHA9120D_2111_1-18GHz	Polarity: Vertical
EUT: AXE5400 Tri-Band Wi-Fi 6E Range Extender	Power: AC 120V/60Hz
Test Mode: Transmit by 802.11ax-HE20 at 2437MHz	



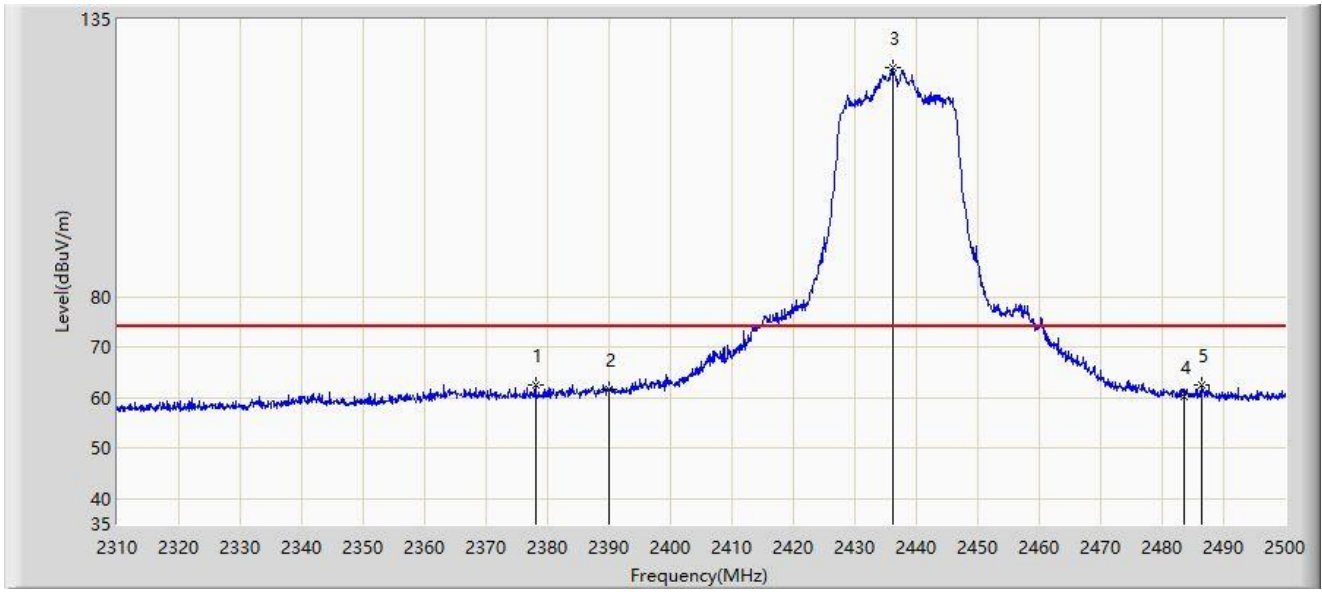
No	Mark	Frequency (MHz)	Measure Level (dBμV/m)	Reading Level (dBμV)	Margin (dB)	Limit (dBμV/m)	Factor (dB/m)	Type
1	*	2388.375	50.805	19.940	-3.195	54.000	30.865	AV
2		2390.000	50.773	19.922	-3.227	54.000	30.850	AV
3		2436.160	113.568	82.772	N/A	N/A	30.796	AV
4		2483.500	49.885	19.123	-4.115	54.000	30.761	AV
5		2484.515	50.018	19.256	-3.982	54.000	30.763	AV

Note 1: " * ", means this data is the worst emission level.

Note 2: Measure Level (dBμV/m) = Reading Level (dBμV) + Factor (dB/m).

Note 3: Factor (dB/m) = Cable Loss (dB) + Antenna Factor (dB/m).

Site: NS-AC1	Test Date: 2023-07-31
Limit: FCC_2.4G_RE(3m)	Engineer: Flag Yang
Probe: NS-AC1_BBHA9120D_2111_1-18GHz	Polarity: Vertical
EUT: AXE5400 Tri-Band Wi-Fi 6E Range Extender	Power: AC 120V/60Hz
Test Mode: Transmit by 802.11ax-HE20 at 2437MHz	



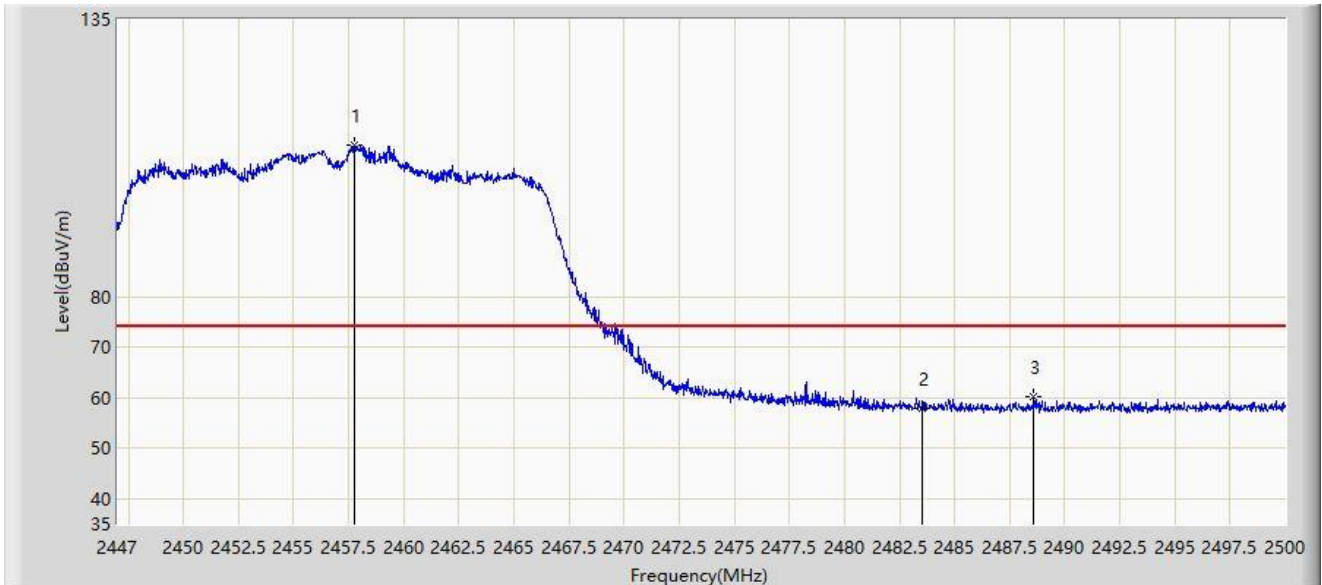
No	Mark	Frequency (MHz)	Measure Level (dBμV/m)	Reading Level (dBμV)	Margin (dB)	Limit (dBμV/m)	Factor (dB/m)	Type
1	*	2378.020	62.611	31.656	-11.389	74.000	30.955	PK
2		2390.000	61.588	30.737	-12.412	74.000	30.850	PK
3		2436.160	125.382	94.586	N/A	N/A	30.796	PK
4		2483.500	60.295	29.533	-13.705	74.000	30.761	PK
5		2486.320	62.529	31.766	-11.471	74.000	30.763	PK

Note 1: " * ", means this data is the worst emission level.

Note 2: Measure Level (dBμV/m) = Reading Level (dBμV) + Factor (dB/m).

Note 3: Factor (dB/m) = Cable Loss (dB) + Antenna Factor (dB/m).

Site: NS-AC1	Test Date: 2023-07-31
Limit: FCC_2.4G_RE(3m)	Engineer: Flag Yang
Probe: NS-AC1_BBHA9120D_2111_1-18GHz	Polarity: Horizontal
EUT: AXE5400 Tri-Band Wi-Fi 6E Range Extender	Power: AC 120V/60Hz
Test Mode: Transmit by 802.11ax-HE20 at 2457MHz	



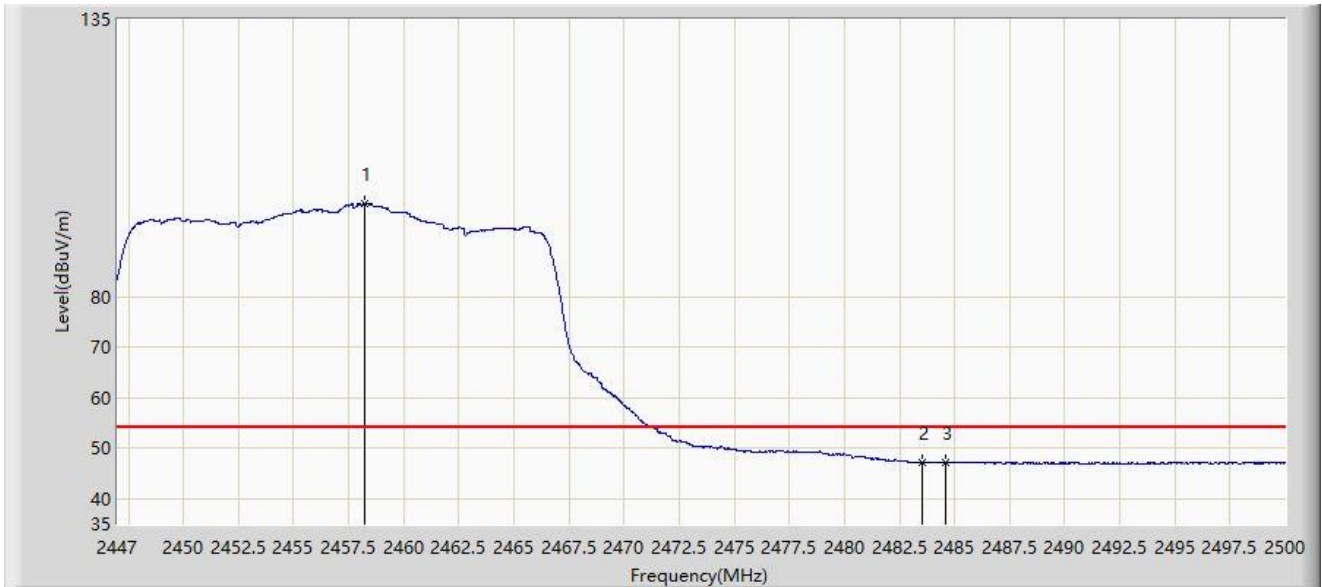
No	Mark	Frequency (MHz)	Measure Level (dB μ V/m)	Reading Level (dB μ V)	Margin (dB)	Limit (dB μ V/m)	Factor (dB/m)	Type
1		2457.785	109.987	79.114	N/A	N/A	30.873	PK
2		2483.500	57.937	27.175	-16.063	74.000	30.761	PK
3	*	2488.605	60.106	29.342	-13.894	74.000	30.764	PK

Note 1: " * ", means this data is the worst emission level.

Note 2: Measure Level (dB μ V/m) = Reading Level (dB μ V) + Factor (dB/m).

Note 3: Factor (dB/m) = Cable Loss (dB) + Antenna Factor (dB/m).

Site: NS-AC1	Test Date: 2023-07-31
Limit: FCC_2.4G_RE(3m)	Engineer: Flag Yang
Probe: NS-AC1_BBHA9120D_2111_1-18GHz	Polarity: Horizontal
EUT: AXE5400 Tri-Band Wi-Fi 6E Range Extender	Power: AC 120V/60Hz
Test Mode: Transmit by 802.11ax-HE20 at 2457MHz	



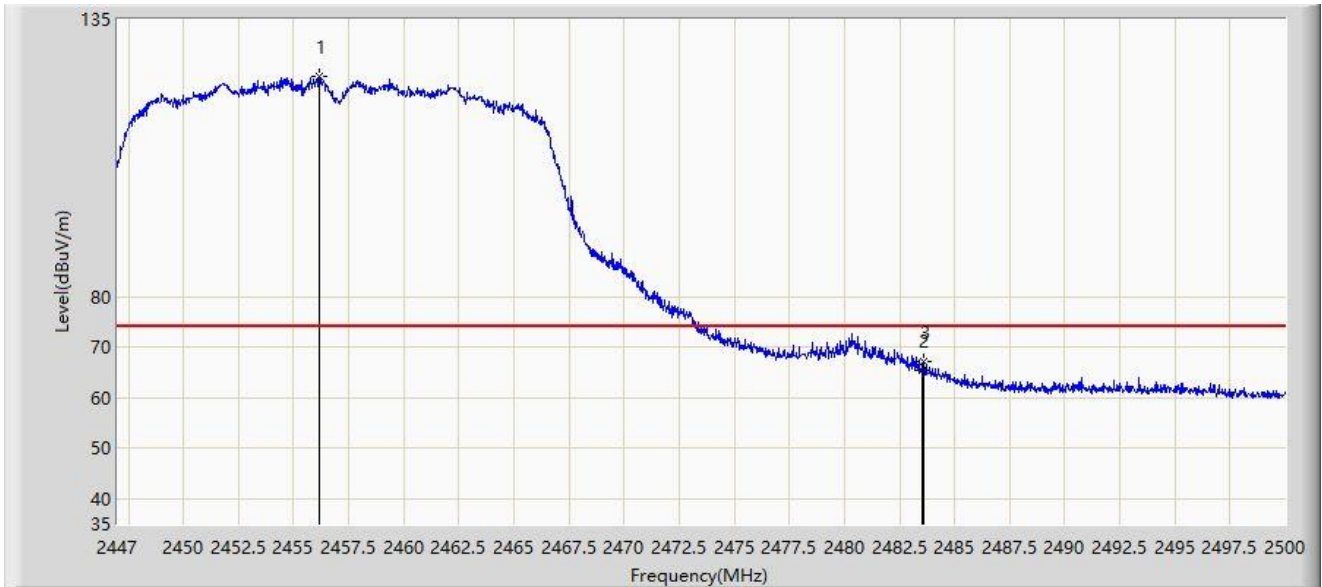
No	Mark	Frequency (MHz)	Measure Level (dB μ V/m)	Reading Level (dB μ V)	Margin (dB)	Limit (dB μ V/m)	Factor (dB/m)	Type
1		2458.209	98.444	67.570	N/A	N/A	30.874	AV
2		2483.500	47.243	16.481	-6.757	54.000	30.761	AV
3	*	2484.604	47.270	16.508	-6.730	54.000	30.763	AV

Note 1: " * ", means this data is the worst emission level.

Note 2: Measure Level (dB μ V/m) = Reading Level (dB μ V) + Factor (dB/m).

Note 3: Factor (dB/m) = Cable Loss (dB) + Antenna Factor (dB/m).

Site: NS-AC1	Test Date: 2023-07-31
Limit: FCC_2.4G_RE(3m)	Engineer: Flag Yang
Probe: NS-AC1_BBHA9120D_2111_1-18GHz	Polarity: Vertical
EUT: AXE5400 Tri-Band Wi-Fi 6E Range Extender	Power: AC 120V/60Hz
Test Mode: Transmit by 802.11ax-HE20 at 2457MHz	



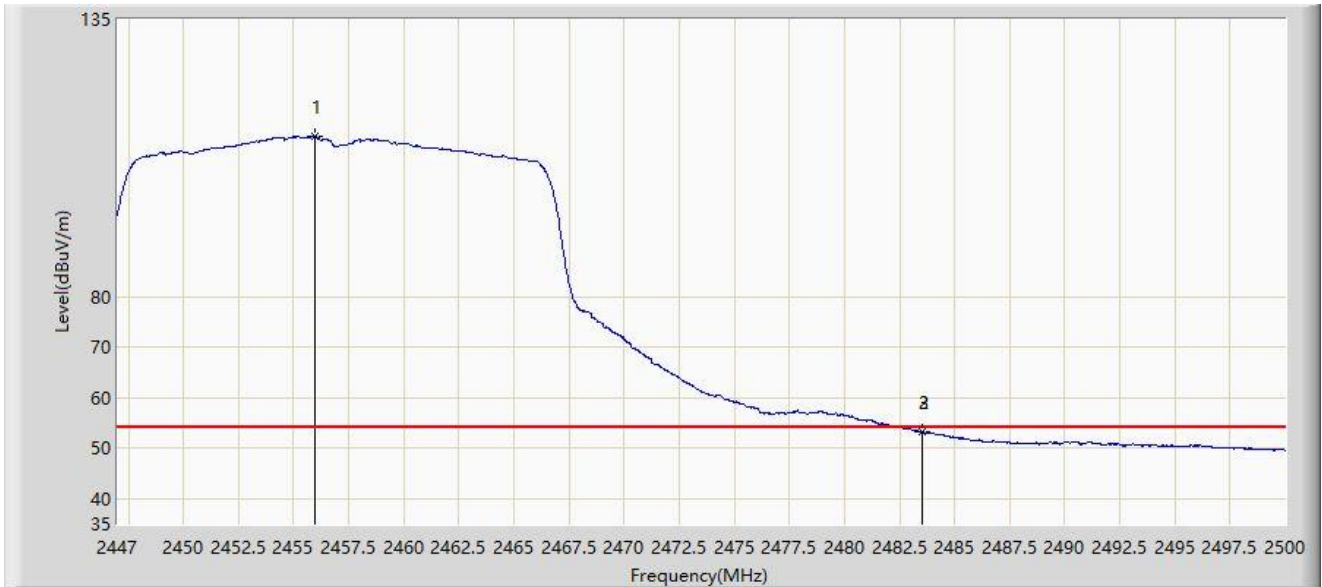
No	Mark	Frequency (MHz)	Measure Level (dB μ V/m)	Reading Level (dB μ V)	Margin (dB)	Limit (dB μ V/m)	Factor (dB/m)	Type
1		2456.143	123.591	92.720	N/A	N/A	30.871	PK
2		2483.500	65.468	34.706	-8.532	74.000	30.761	PK
3	*	2483.570	67.250	36.488	-6.750	74.000	30.762	PK

Note 1: " * ", means this data is the worst emission level.

Note 2: Measure Level (dB μ V/m) = Reading Level (dB μ V) + Factor (dB/m).

Note 3: Factor (dB/m) = Cable Loss (dB) + Antenna Factor (dB/m).

Site: NS-AC1	Test Date: 2023-07-31
Limit: FCC_2.4G_RE(3m)	Engineer: Flag Yang
Probe: NS-AC1_BBHA9120D_2111_1-18GHz	Polarity: Vertical
EUT: AXE5400 Tri-Band Wi-Fi 6E Range Extender	Power: AC 120V/60Hz
Test Mode: Transmit by 802.11ax-HE20 at 2457MHz	



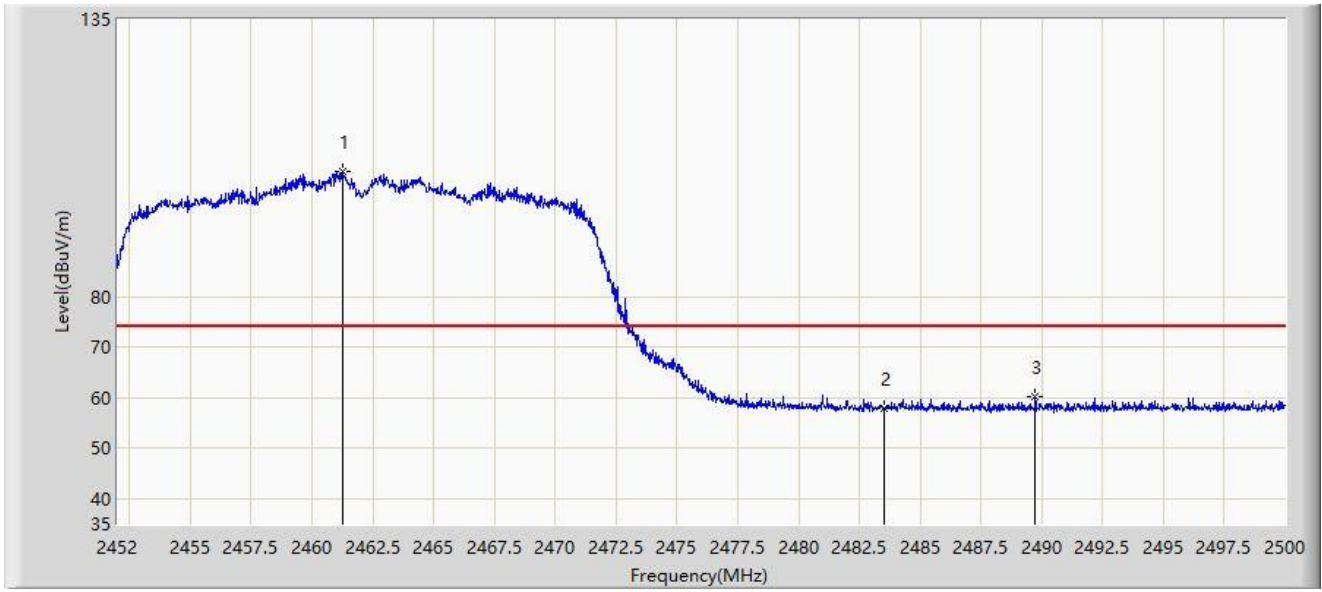
No	Mark	Frequency (MHz)	Measure Level (dB μ V/m)	Reading Level (dB μ V)	Margin (dB)	Limit (dB μ V/m)	Factor (dB/m)	Type
1		2455.983	111.854	80.984	N/A	N/A	30.871	AV
2		2483.500	53.184	22.422	-0.816	54.000	30.761	AV
3	*	2483.543	53.200	22.438	-0.800	54.000	30.762	AV

Note 1: " * ", means this data is the worst emission level.

Note 2: Measure Level (dB μ V/m) = Reading Level (dB μ V) + Factor (dB/m).

Note 3: Factor (dB/m) = Cable Loss (dB) + Antenna Factor (dB/m).

Site: NS-AC1	Test Date: 2023-07-31
Limit: FCC_2.4G_RE(3m)	Engineer: Flag Yang
Probe: NS-AC1_BBHA9120D_2111_1-18GHz	Polarity: Horizontal
EUT: AXE5400 Tri-Band Wi-Fi 6E Range Extender	Power: AC 120V/60Hz
Test Mode: Transmit by 802.11ax-HE20 at 2462MHz	



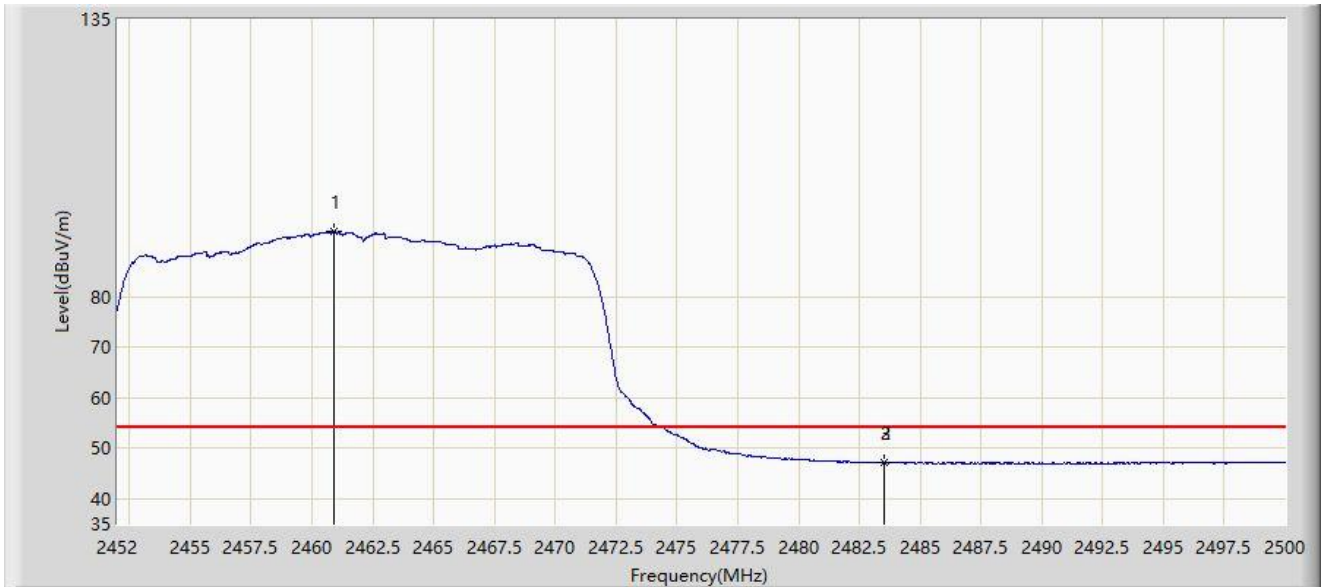
No	Mark	Frequency (MHz)	Measure Level (dB μ V/m)	Reading Level (dB μ V)	Margin (dB)	Limit (dB μ V/m)	Factor (dB/m)	Type
1		2461.240	104.854	73.975	N/A	N/A	30.879	PK
2		2483.500	58.006	27.244	-15.994	74.000	30.761	PK
3	*	2489.728	60.223	29.459	-13.777	74.000	30.765	PK

Note 1: " * ", means this data is the worst emission level.

Note 2: Measure Level (dB μ V/m) = Reading Level (dB μ V) + Factor (dB/m).

Note 3: Factor (dB/m) = Cable Loss (dB) + Antenna Factor (dB/m).

Site: NS-AC1	Test Date: 2023-07-31
Limit: FCC_2.4G_RE(3m)	Engineer: Flag Yang
Probe: NS-AC1_BBHA9120D_2111_1-18GHz	Polarity: Horizontal
EUT: AXE5400 Tri-Band Wi-Fi 6E Range Extender	Power: AC 120V/60Hz
Test Mode: Transmit by 802.11ax-HE20 at 2462MHz	



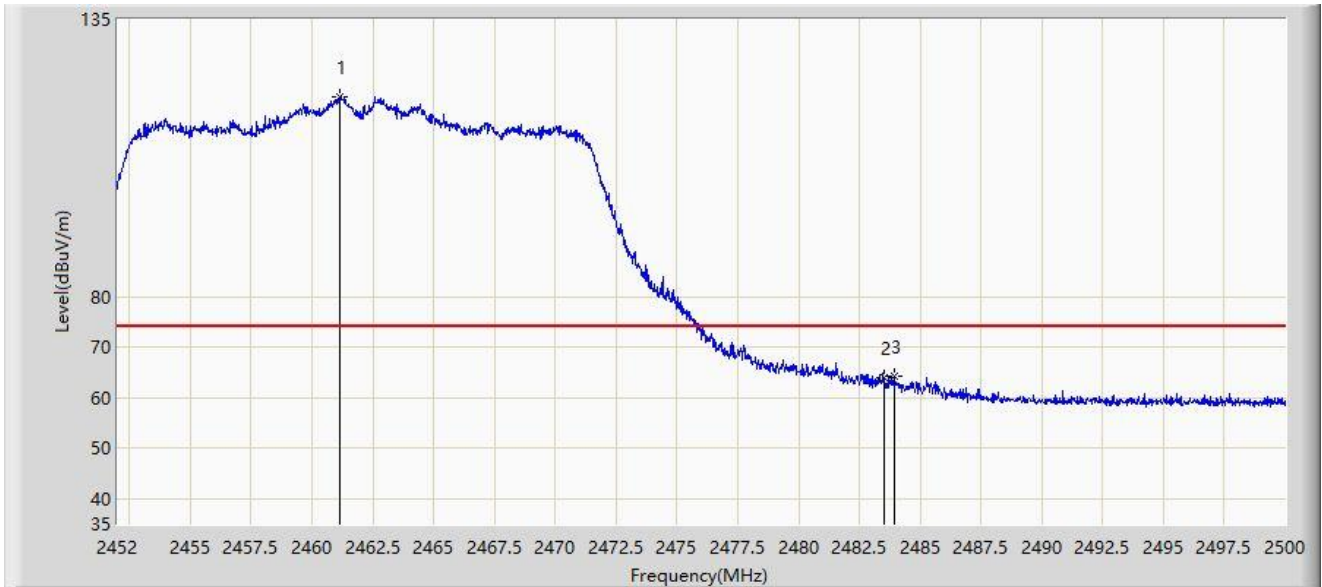
No	Mark	Frequency (MHz)	Measure Level (dB μ V/m)	Reading Level (dB μ V)	Margin (dB)	Limit (dB μ V/m)	Factor (dB/m)	Type
1		2460.904	92.944	62.066	N/A	N/A	30.878	AV
2		2483.500	47.193	16.431	-6.807	54.000	30.761	AV
3	*	2483.536	47.220	16.458	-6.780	54.000	30.762	AV

Note 1: " * ", means this data is the worst emission level.

Note 2: Measure Level (dB μ V/m) = Reading Level (dB μ V) + Factor (dB/m).

Note 3: Factor (dB/m) = Cable Loss (dB) + Antenna Factor (dB/m).

Site: NS-AC1	Test Date: 2023-07-31
Limit: FCC_2.4G_RE(3m)	Engineer: Flag Yang
Probe: NS-AC1_BBHA9120D_2111_1-18GHz	Polarity: Vertical
EUT: AXE5400 Tri-Band Wi-Fi 6E Range Extender	Power: AC 120V/60Hz
Test Mode: Transmit by 802.11ax-HE20 at 2462MHz	



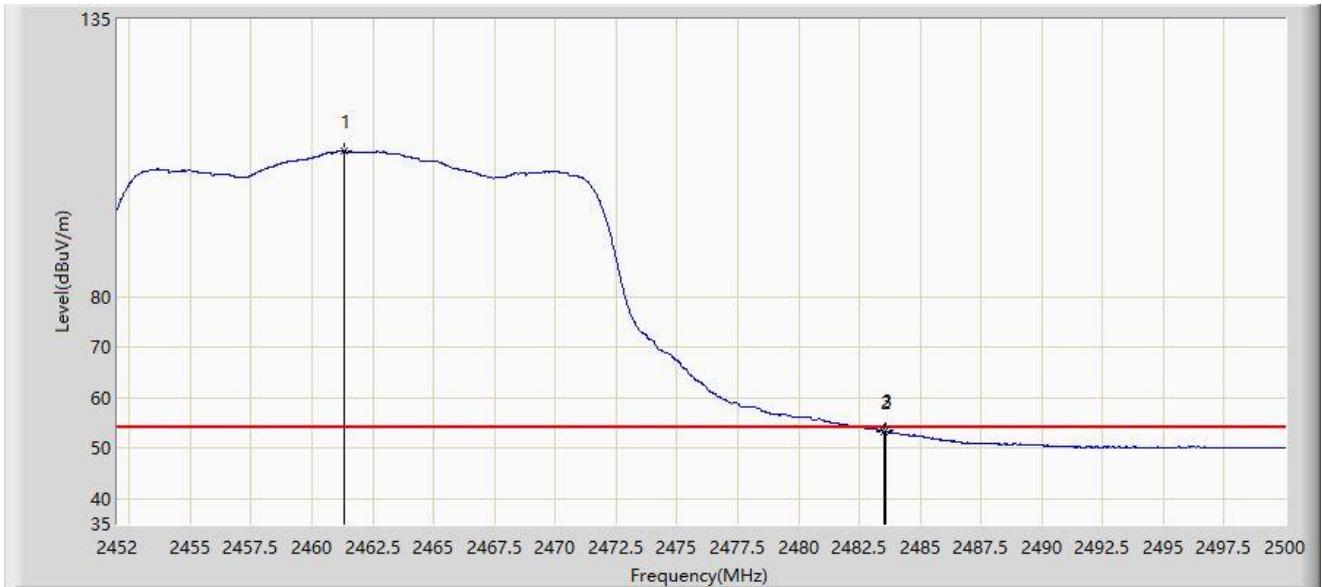
No	Mark	Frequency (MHz)	Measure Level (dB μ V/m)	Reading Level (dB μ V)	Margin (dB)	Limit (dB μ V/m)	Factor (dB/m)	Type
1		2461.120	119.554	88.675	N/A	N/A	30.878	PK
2		2483.500	64.014	33.252	-9.986	74.000	30.761	PK
3	*	2483.920	64.412	33.650	-9.588	74.000	30.762	PK

Note 1: " * ", means this data is the worst emission level.

Note 2: Measure Level (dB μ V/m) = Reading Level (dB μ V) + Factor (dB/m).

Note 3: Factor (dB/m) = Cable Loss (dB) + Antenna Factor (dB/m).

Site: NS-AC1	Test Date: 2023-07-31
Limit: FCC_2.4G_RE(3m)	Engineer: Flag Yang
Probe: NS-AC1_BBHA9120D_2111_1-18GHz	Polarity: Vertical
EUT: AXE5400 Tri-Band Wi-Fi 6E Range Extender	Power: AC 120V/60Hz
Test Mode: Transmit by 802.11ax-HE20 at 2462MHz	



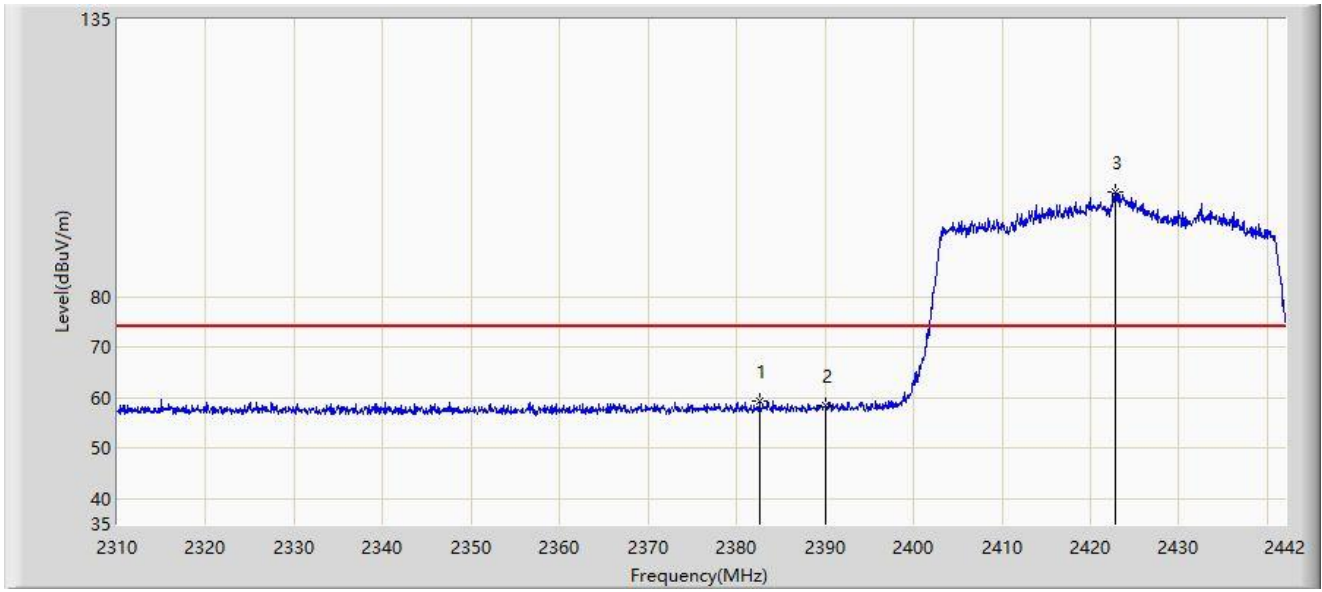
No	Mark	Frequency (MHz)	Measure Level (dB μ V/m)	Reading Level (dB μ V)	Margin (dB)	Limit (dB μ V/m)	Factor (dB/m)	Type
1		2461.336	108.864	77.985	N/A	N/A	30.879	AV
2		2483.500	53.379	22.617	-0.621	54.000	30.761	AV
3	*	2483.584	53.427	22.665	-0.573	54.000	30.762	AV

Note 1: " * ", means this data is the worst emission level.

Note 2: Measure Level (dB μ V/m) = Reading Level (dB μ V) + Factor (dB/m).

Note 3: Factor (dB/m) = Cable Loss (dB) + Antenna Factor (dB/m).

Site: NS-AC1	Test Date: 2023-07-31
Limit: FCC_2.4G_RE(3m)	Engineer: Flag Yang
Probe: NS-AC1_BBHA9120D_2111_1-18GHz	Polarity: Horizontal
EUT: AXE5400 Tri-Band Wi-Fi 6E Range Extender	Power: AC 120V/60Hz
Test Mode: Transmit by 802.11ax-HE40 at 2422MHz	



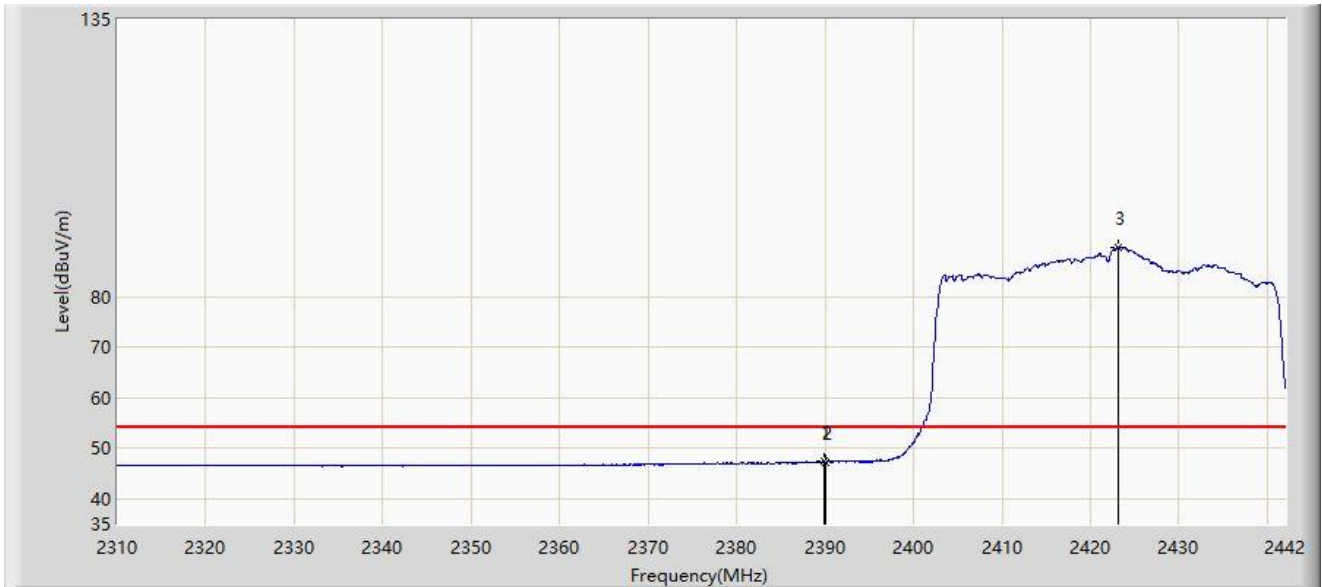
No	Mark	Frequency (MHz)	Measure Level (dB μ V/m)	Reading Level (dB μ V)	Margin (dB)	Limit (dB μ V/m)	Factor (dB/m)	Type
1	*	2382.534	59.446	28.530	-14.554	74.000	30.916	PK
2		2390.000	58.548	27.697	-15.452	74.000	30.850	PK
3		2422.794	100.715	69.935	N/A	N/A	30.780	PK

Note 1: " * ", means this data is the worst emission level.

Note 2: Measure Level (dB μ V/m) = Reading Level (dB μ V) + Factor (dB/m).

Note 3: Factor (dB/m) = Cable Loss (dB) + Antenna Factor (dB/m).

Site: NS-AC1	Test Date: 2023-07-31
Limit: FCC_2.4G_RE(3m)	Engineer: Flag Yang
Probe: NS-AC1_BBHA9120D_2111_1-18GHz	Polarity: Horizontal
EUT: AXE5400 Tri-Band Wi-Fi 6E Range Extender	Power: AC 120V/60Hz
Test Mode: Transmit by 802.11ax-HE40 at 2422MHz	



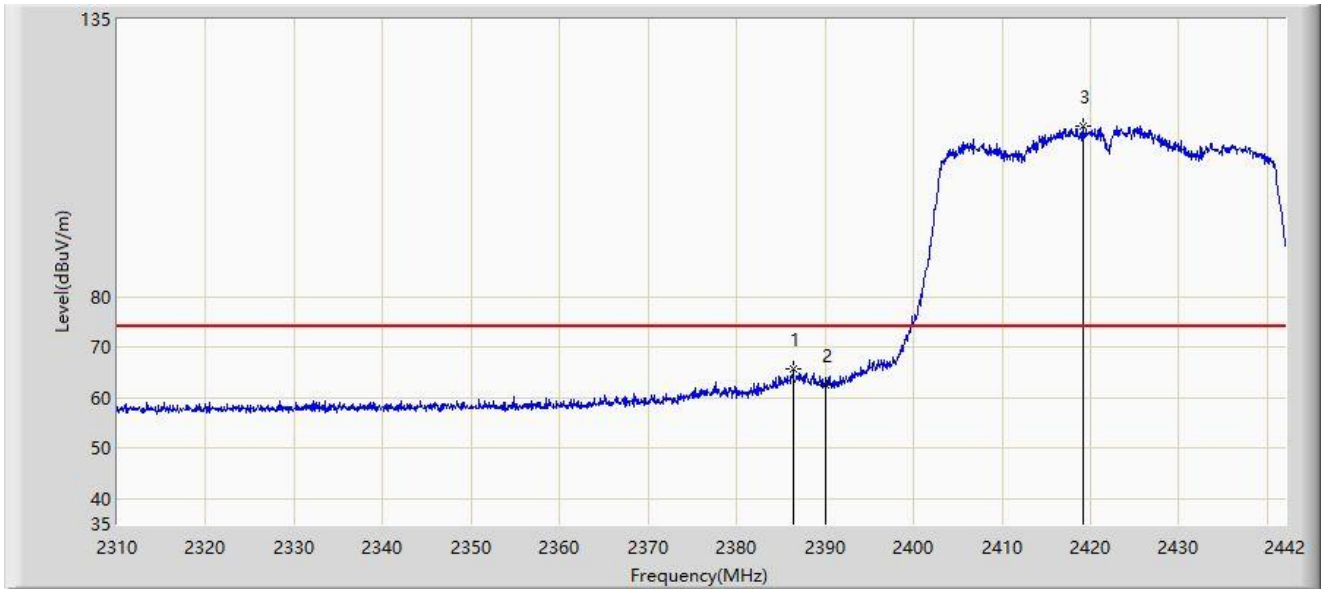
No	Mark	Frequency (MHz)	Measure Level (dBμV/m)	Reading Level (dBμV)	Margin (dB)	Limit (dBμV/m)	Factor (dB/m)	Type
1	*	2389.860	47.436	16.584	-6.564	54.000	30.852	AV
2		2390.000	47.261	16.410	-6.739	54.000	30.850	AV
3		2423.190	89.860	59.083	N/A	N/A	30.777	AV

Note 1: " * ", means this data is the worst emission level.

Note 2: Measure Level (dBμV/m) = Reading Level (dBμV) + Factor (dB/m).

Note 3: Factor (dB/m) = Cable Loss (dB) + Antenna Factor (dB/m).

Site: NS-AC1	Test Date: 2023-07-31
Limit: FCC_2.4G_RE(3m)	Engineer: Flag Yang
Probe: NS-AC1_BBHA9120D_2111_1-18GHz	Polarity: Vertical
EUT: AXE5400 Tri-Band Wi-Fi 6E Range Extender	Power: AC 120V/60Hz
Test Mode: Transmit by 802.11ax-HE40 at 2422MHz	



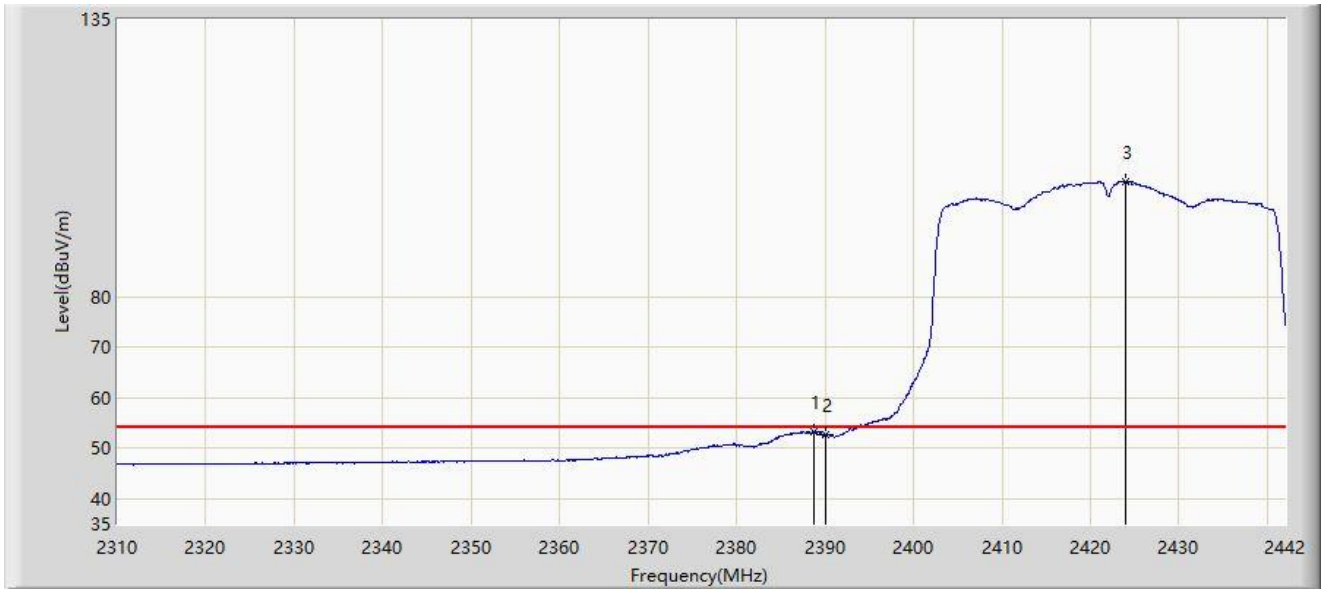
No	Mark	Frequency (MHz)	Measure Level (dB μ V/m)	Reading Level (dB μ V)	Margin (dB)	Limit (dB μ V/m)	Factor (dB/m)	Type
1	*	2386.428	65.804	34.922	-8.196	74.000	30.882	PK
2		2390.000	62.408	31.557	-11.592	74.000	30.850	PK
3		2419.098	113.753	82.947	N/A	N/A	30.806	PK

Note 1: " * ", means this data is the worst emission level.

Note 2: Measure Level (dB μ V/m) = Reading Level (dB μ V) + Factor (dB/m).

Note 3: Factor (dB/m) = Cable Loss (dB) + Antenna Factor (dB/m).

Site: NS-AC1	Test Date: 2023-07-31
Limit: FCC_2.4G_RE(3m)	Engineer: Flag Yang
Probe: NS-AC1_BBHA9120D_2111_1-18GHz	Polarity: Vertical
EUT: AXE5400 Tri-Band Wi-Fi 6E Range Extender	Power: AC 120V/60Hz
Test Mode: Transmit by 802.11ax-HE40 at 2422MHz	



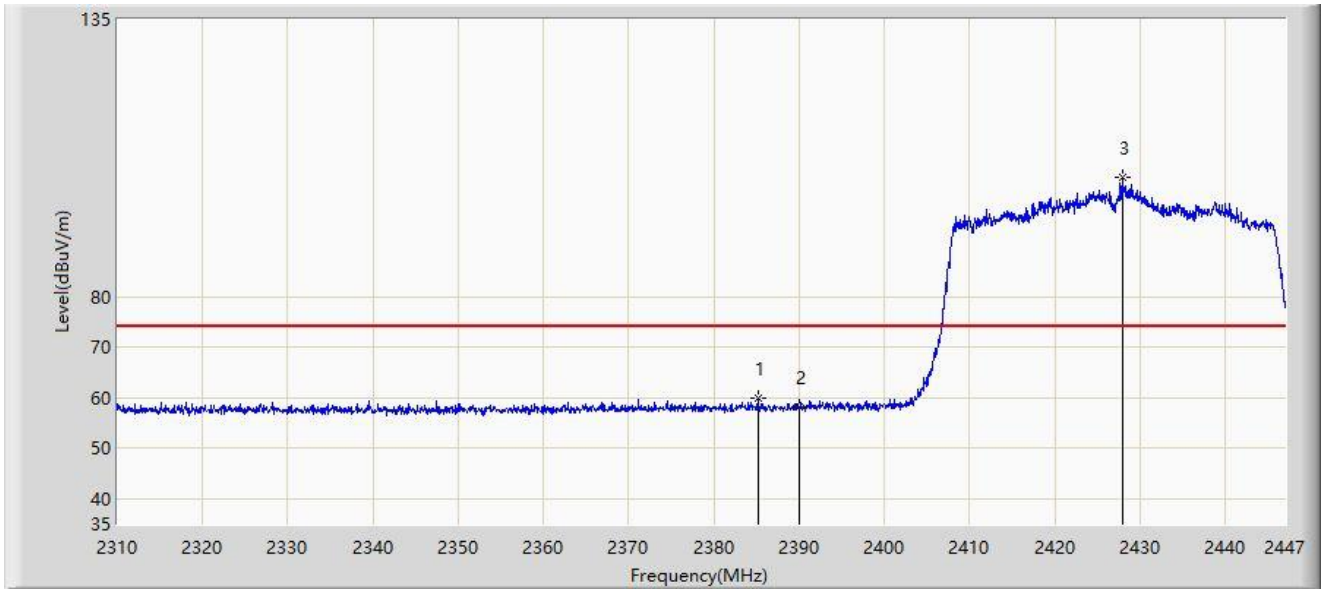
No	Mark	Frequency (MHz)	Measure Level (dBμV/m)	Reading Level (dBμV)	Margin (dB)	Limit (dBμV/m)	Factor (dB/m)	Type
1	*	2388.672	53.276	22.414	-0.724	54.000	30.862	AV
2		2390.000	52.766	21.915	-1.234	54.000	30.850	AV
3		2424.048	102.815	72.044	N/A	N/A	30.771	AV

Note 1: " * ", means this data is the worst emission level.

Note 2: Measure Level (dBμV/m) = Reading Level (dBμV) + Factor (dB/m).

Note 3: Factor (dB/m) = Cable Loss (dB) + Antenna Factor (dB/m).

Site: NS-AC1	Test Date: 2023-07-31
Limit: FCC_2.4G_RE(3m)	Engineer: Flag Yang
Probe: NS-AC1_BBHA9120D_2111_1-18GHz	Polarity: Horizontal
EUT: AXE5400 Tri-Band Wi-Fi 6E Range Extender	Power: AC 120V/60Hz
Test Mode: Transmit by 802.11ax-HE40 at 2427MHz	



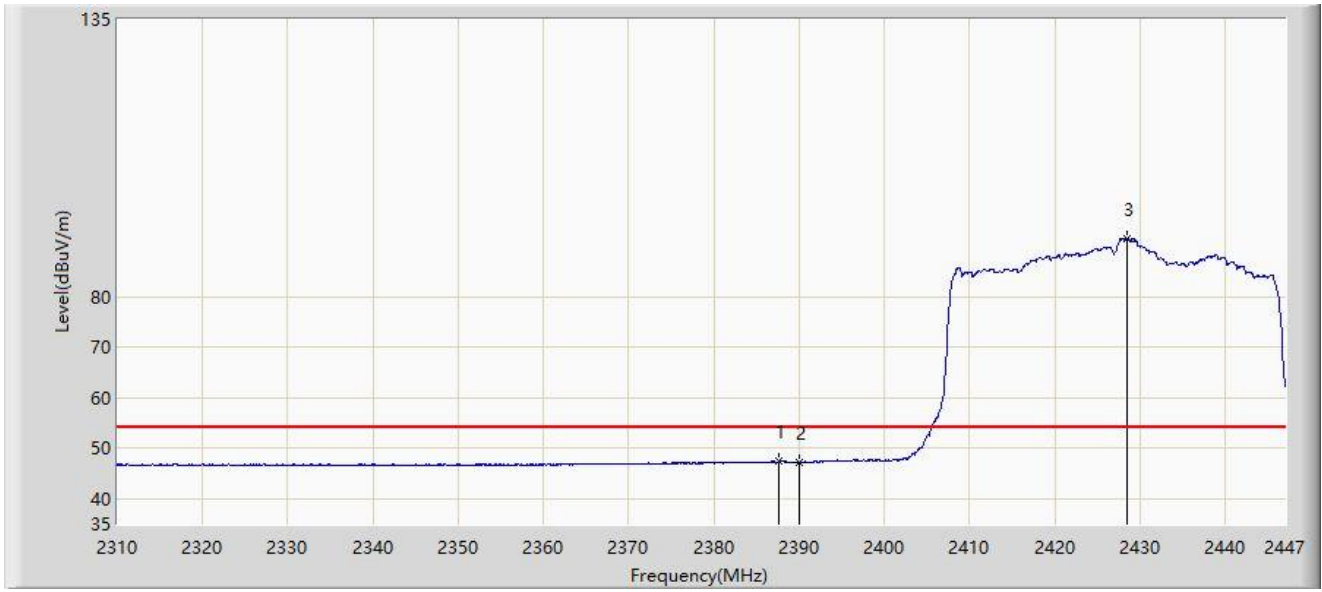
No	Mark	Frequency (MHz)	Measure Level (dB μ V/m)	Reading Level (dB μ V)	Margin (dB)	Limit (dB μ V/m)	Factor (dB/m)	Type
1	*	2385.145	59.856	28.963	-14.144	74.000	30.893	PK
2		2390.000	58.141	27.290	-15.859	74.000	30.850	PK
3		2427.888	103.629	72.885	N/A	N/A	30.744	PK

Note 1: " * ", means this data is the worst emission level.

Note 2: Measure Level (dB μ V/m) = Reading Level (dB μ V) + Factor (dB/m).

Note 3: Factor (dB/m) = Cable Loss (dB) + Antenna Factor (dB/m).

Site: NS-AC1	Test Date: 2023-07-31
Limit: FCC_2.4G_RE(3m)	Engineer: Flag Yang
Probe: NS-AC1_BBHA9120D_2111_1-18GHz	Polarity: Horizontal
EUT: AXE5400 Tri-Band Wi-Fi 6E Range Extender	Power: AC 120V/60Hz
Test Mode: Transmit by 802.11ax-HE40 at 2427MHz	



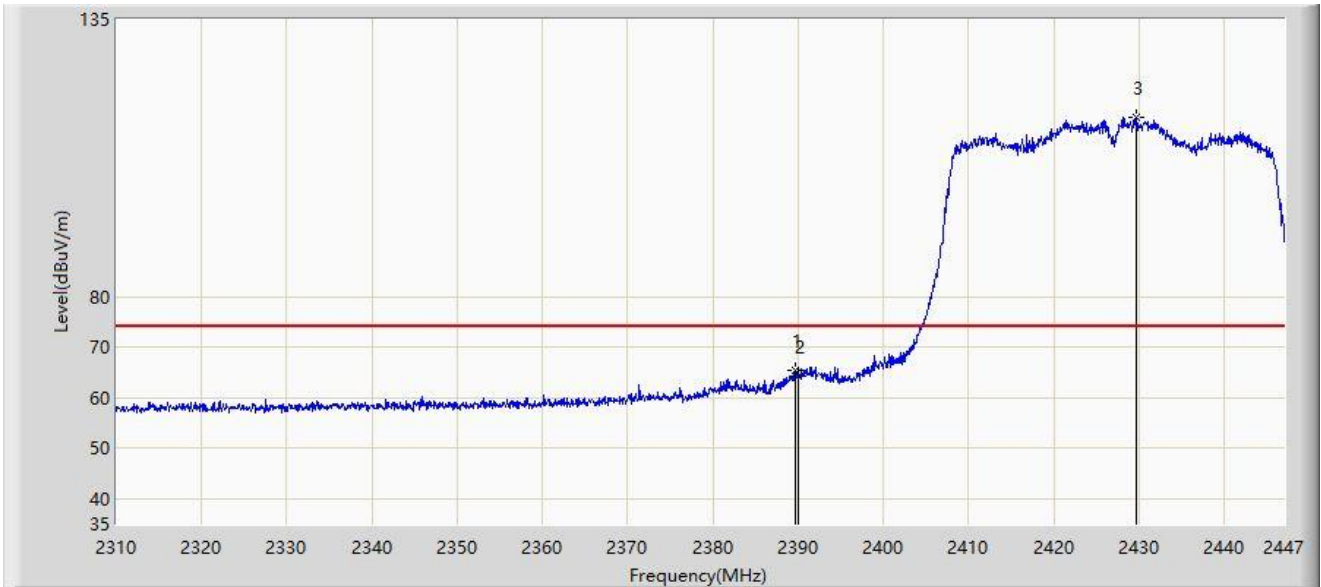
No	Mark	Frequency (MHz)	Measure Level (dB μ V/m)	Reading Level (dB μ V)	Margin (dB)	Limit (dB μ V/m)	Factor (dB/m)	Type
1	*	2387.611	47.389	16.517	-6.611	54.000	30.872	AV
2		2390.000	47.233	16.382	-6.767	54.000	30.850	AV
3		2428.505	91.539	60.793	N/A	N/A	30.746	AV

Note 1: " * ", means this data is the worst emission level.

Note 2: Measure Level (dB μ V/m) = Reading Level (dB μ V) + Factor (dB/m).

Note 3: Factor (dB/m) = Cable Loss (dB) + Antenna Factor (dB/m).

Site: NS-AC1	Test Date: 2023-07-31
Limit: FCC_2.4G_RE(3m)	Engineer: Flag Yang
Probe: NS-AC1_BBHA9120D_2111_1-18GHz	Polarity: Vertical
EUT: AXE5400 Tri-Band Wi-Fi 6E Range Extender	Power: AC 120V/60Hz
Test Mode: Transmit by 802.11ax-HE40 at 2427MHz	



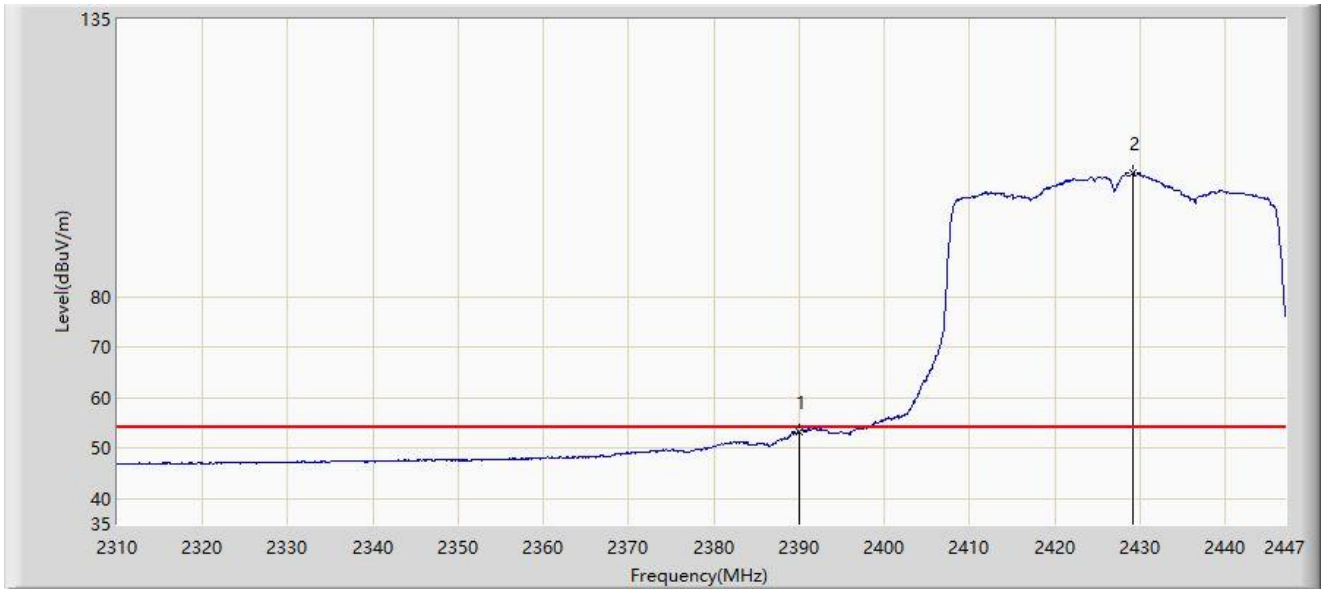
No	Mark	Frequency (MHz)	Measure Level (dBμV/m)	Reading Level (dBμV)	Margin (dB)	Limit (dBμV/m)	Factor (dB/m)	Type
1	*	2389.666	65.313	34.459	-8.687	74.000	30.854	PK
2		2390.000	64.258	33.407	-9.742	74.000	30.850	PK
3		2429.601	115.647	84.894	N/A	N/A	30.754	PK

Note 1: " * ", means this data is the worst emission level.

Note 2: Measure Level (dBμV/m) = Reading Level (dBμV) + Factor (dB/m).

Note 3: Factor (dB/m) = Cable Loss (dB) + Antenna Factor (dB/m).

Site: NS-AC1	Test Date: 2023-07-31
Limit: FCC_2.4G_RE(3m)	Engineer: Flag Yang
Probe: NS-AC1_BBHA9120D_2111_1-18GHz	Polarity: Vertical
EUT: AXE5400 Tri-Band Wi-Fi 6E Range Extender	Power: AC 120V/60Hz
Test Mode: Transmit by 802.11ax-HE40 at 2427MHz	



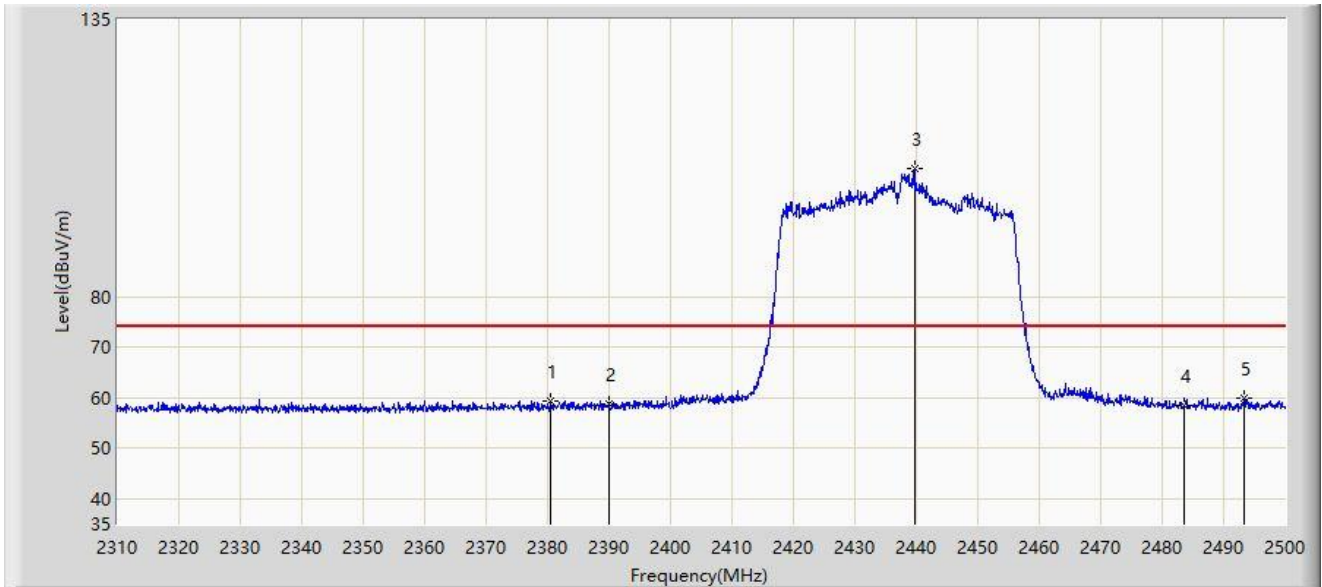
No	Mark	Frequency (MHz)	Measure Level (dB μ V/m)	Reading Level (dB μ V)	Margin (dB)	Limit (dB μ V/m)	Factor (dB/m)	Type
1	*	2390.000	53.385	22.534	-0.615	54.000	30.850	AV
2		2429.122	104.438	73.688	N/A	N/A	30.750	AV

Note 1: " * ", means this data is the worst emission level.

Note 2: Measure Level (dB μ V/m) = Reading Level (dB μ V) + Factor (dB/m).

Note 3: Factor (dB/m) = Cable Loss (dB) + Antenna Factor (dB/m).

Site: NS-AC1	Test Date: 2023-07-31
Limit: FCC_2.4G_RE(3m)	Engineer: Flag Yang
Probe: NS-AC1_BBHA9120D_2111_1-18GHz	Polarity: Horizontal
EUT: AXE5400 Tri-Band Wi-Fi 6E Range Extender	Power: AC 120V/60Hz
Test Mode: Transmit by 802.11ax-HE40 at 2437MHz	



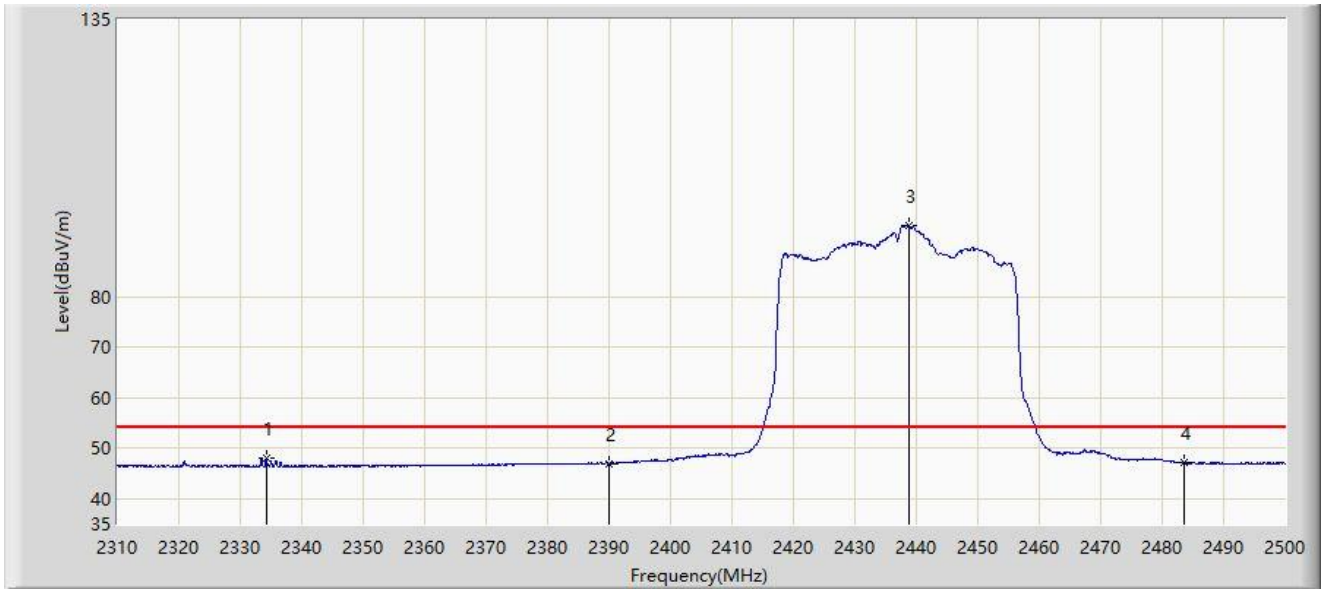
No	Mark	Frequency (MHz)	Measure Level (dBμV/m)	Reading Level (dBμV)	Margin (dB)	Limit (dBμV/m)	Factor (dB/m)	Type
1		2380.490	59.482	28.548	-14.518	74.000	30.934	PK
2		2390.000	58.887	28.036	-15.113	74.000	30.850	PK
3		2439.675	105.314	74.495	N/A	N/A	30.819	PK
4		2483.500	58.457	27.695	-15.543	74.000	30.761	PK
5	*	2493.445	59.905	29.139	-14.095	74.000	30.766	PK

Note 1: " * ", means this data is the worst emission level.

Note 2: Measure Level (dBμV/m) = Reading Level (dBμV) + Factor (dB/m).

Note 3: Factor (dB/m) = Cable Loss (dB) + Antenna Factor (dB/m).

Site: NS-AC1	Test Date: 2023-07-31
Limit: FCC_2.4G_RE(3m)	Engineer: Flag Yang
Probe: NS-AC1_BBHA9120D_2111_1-18GHz	Polarity: Horizontal
EUT: AXE5400 Tri-Band Wi-Fi 6E Range Extender	Power: AC 120V/60Hz
Test Mode: Transmit by 802.11ax-HE40 at 2437MHz	



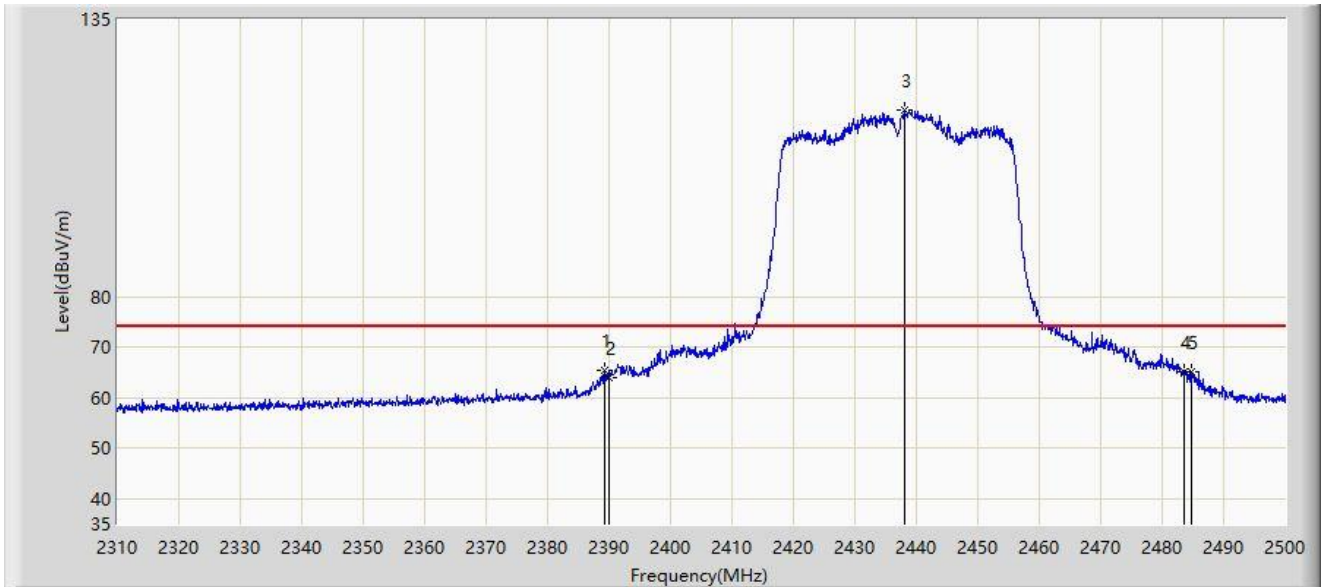
No	Mark	Frequency (MHz)	Measure Level (dB μ V/m)	Reading Level (dB μ V)	Margin (dB)	Limit (dB μ V/m)	Factor (dB/m)	Type
1	*	2334.225	47.925	16.951	-6.075	54.000	30.974	AV
2		2390.000	46.994	16.143	-7.006	54.000	30.850	AV
3		2438.725	94.255	63.443	N/A	N/A	30.812	AV
4		2483.500	47.254	16.492	-6.746	54.000	30.761	AV

Note 1: " * ", means this data is the worst emission level.

Note 2: Measure Level (dB μ V/m) = Reading Level (dB μ V) + Factor (dB/m).

Note 3: Factor (dB/m) = Cable Loss (dB) + Antenna Factor (dB/m).

Site: NS-AC1	Test Date: 2023-07-31
Limit: FCC_2.4G_RE(3m)	Engineer: Flag Yang
Probe: NS-AC1_BBHA9120D_2111_1-18GHz	Polarity: Vertical
EUT: AXE5400 Tri-Band Wi-Fi 6E Range Extender	Power: AC 120V/60Hz
Test Mode: Transmit by 802.11ax-HE40 at 2437MHz	



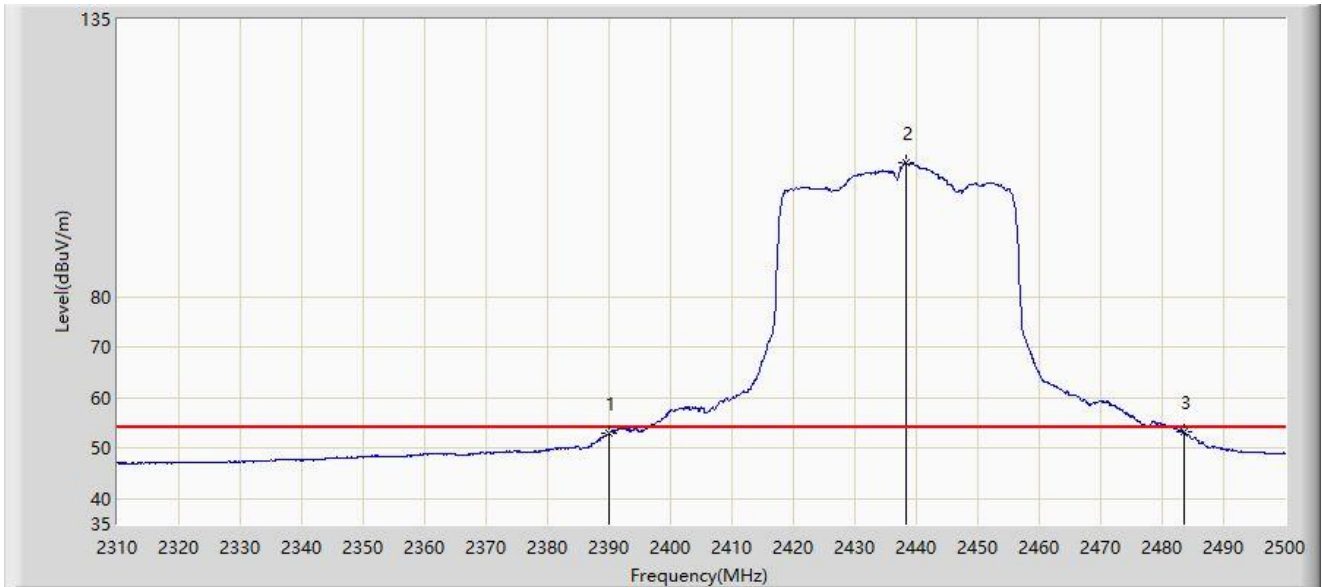
No	Mark	Frequency (MHz)	Measure Level (dBμV/m)	Reading Level (dBμV)	Margin (dB)	Limit (dBμV/m)	Factor (dB/m)	Type
1	*	2389.325	65.370	34.513	-8.630	74.000	30.857	PK
2		2390.000	63.847	32.996	-10.153	74.000	30.850	PK
3		2438.155	117.135	86.326	N/A	N/A	30.809	PK
4		2483.500	65.055	34.293	-8.945	74.000	30.761	PK
5		2484.800	65.104	34.342	-8.896	74.000	30.763	PK

Note 1: " * ", means this data is the worst emission level.

Note 2: Measure Level (dBμV/m) = Reading Level (dBμV) + Factor (dB/m).

Note 3: Factor (dB/m) = Cable Loss (dB) + Antenna Factor (dB/m).

Site: NS-AC1	Test Date: 2023-07-31
Limit: FCC_2.4G_RE(3m)	Engineer: Flag Yang
Probe: NS-AC1_BBHA9120D_2111_1-18GHz	Polarity: Vertical
EUT: AXE5400 Tri-Band Wi-Fi 6E Range Extender	Power: AC 120V/60Hz
Test Mode: Transmit by 802.11ax-HE40 at 2437MHz	



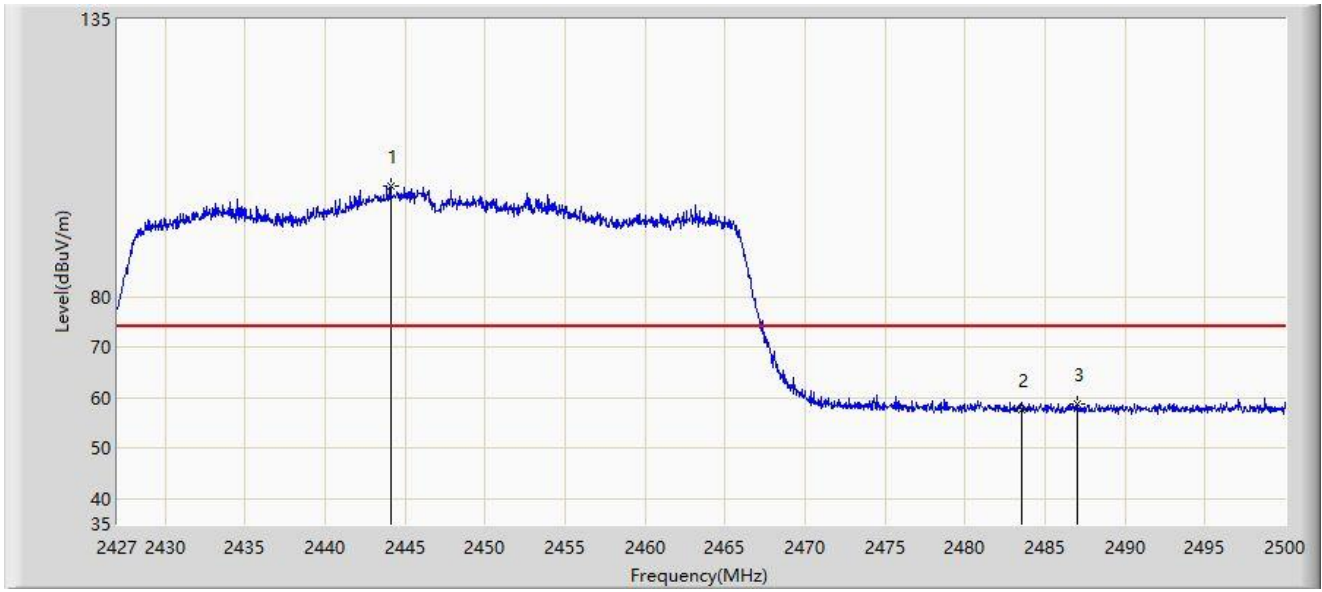
No	Mark	Frequency (MHz)	Measure Level (dBuV/m)	Reading Level (dBuV)	Margin (dB)	Limit (dBuV/m)	Factor (dB/m)	Type
1		2390.000	52.907	22.056	-1.093	54.000	30.850	AV
2		2438.345	106.517	75.707	N/A	N/A	30.810	AV
3	*	2483.500	53.217	22.455	-0.783	54.000	30.761	AV

Note 1: " * ", means this data is the worst emission level.

Note 2: Measure Level (dBuV/m) = Reading Level (dBuV) + Factor (dB/m).

Note 3: Factor (dB/m) = Cable Loss (dB) + Antenna Factor (dB/m).

Site: NS-AC1	Test Date: 2023-07-31
Limit: FCC_2.4G_RE(3m)	Engineer: Flag Yang
Probe: NS-AC1_BBHA9120D_2111_1-18GHz	Polarity: Horizontal
EUT: AXE5400 Tri-Band Wi-Fi 6E Range Extender	Power: AC 120V/60Hz
Test Mode: Transmit by 802.11ax-HE40 at 2447MHz	



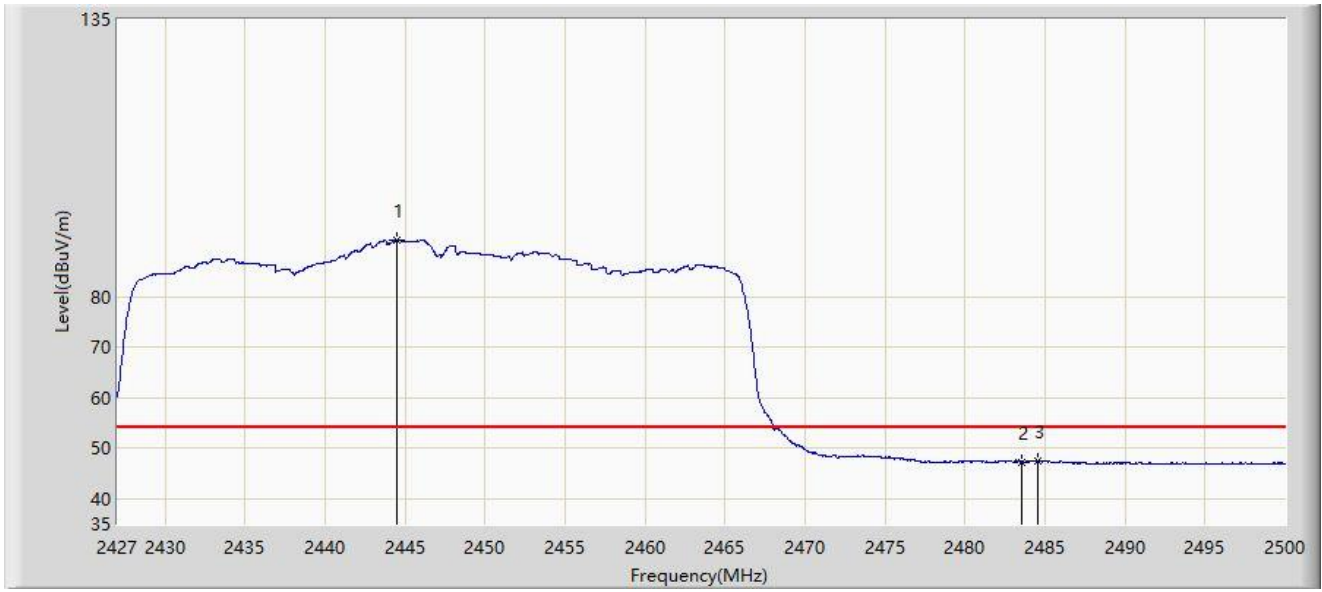
No	Mark	Frequency (MHz)	Measure Level (dB μ V/m)	Reading Level (dB μ V)	Margin (dB)	Limit (dB μ V/m)	Factor (dB/m)	Type
1		2444.082	102.005	71.158	N/A	N/A	30.847	PK
2		2483.500	57.612	26.850	-16.388	74.000	30.761	PK
3	*	2487.006	58.764	28.001	-15.236	74.000	30.763	PK

Note 1: " * ", means this data is the worst emission level.

Note 2: Measure Level (dB μ V/m) = Reading Level (dB μ V) + Factor (dB/m).

Note 3: Factor (dB/m) = Cable Loss (dB) + Antenna Factor (dB/m).

Site: NS-AC1	Test Date: 2023-07-31
Limit: FCC_2.4G_RE(3m)	Engineer: Flag Yang
Probe: NS-AC1_BBHA9120D_2111_1-18GHz	Polarity: Horizontal
EUT: AXE5400 Tri-Band Wi-Fi 6E Range Extender	Power: AC 120V/60Hz
Test Mode: Transmit by 802.11ax-HE40 at 2447MHz	



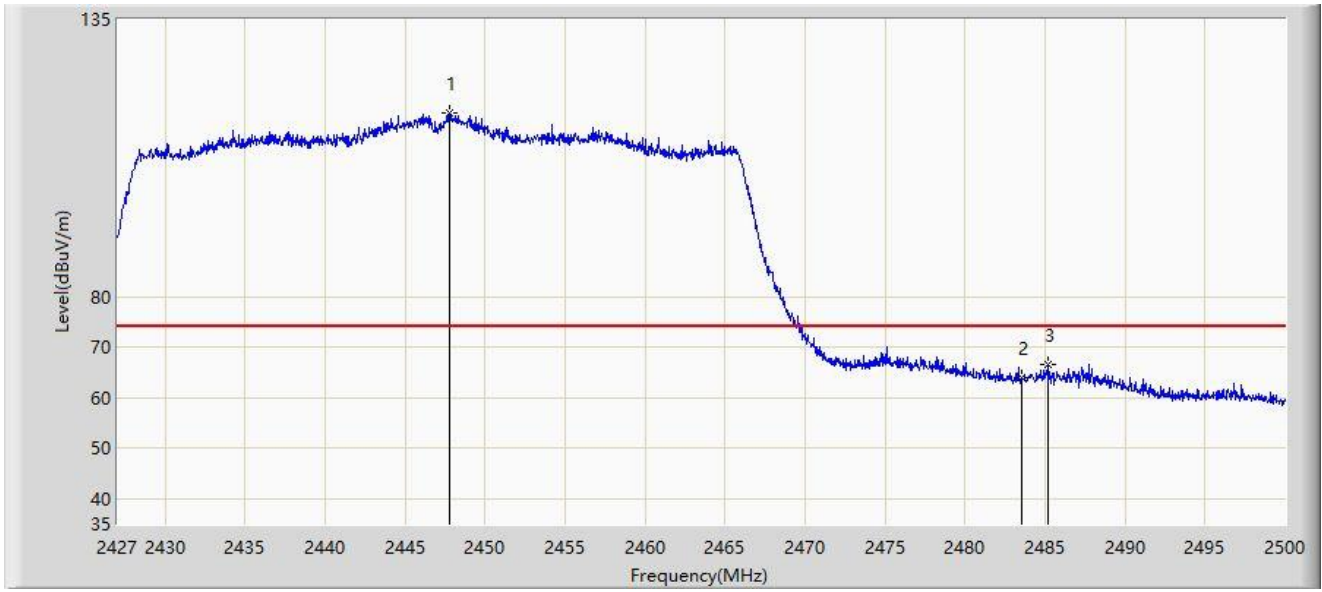
No	Mark	Frequency (MHz)	Measure Level (dB μ V/m)	Reading Level (dB μ V)	Margin (dB)	Limit (dB μ V/m)	Factor (dB/m)	Type
1		2444.483	91.272	60.422	N/A	N/A	30.850	AV
2		2483.500	47.266	16.504	-6.734	54.000	30.761	AV
3	*	2484.524	47.579	16.817	-6.421	54.000	30.763	AV

Note 1: " * ", means this data is the worst emission level.

Note 2: Measure Level (dB μ V/m) = Reading Level (dB μ V) + Factor (dB/m).

Note 3: Factor (dB/m) = Cable Loss (dB) + Antenna Factor (dB/m).

Site: NS-AC1	Test Date: 2023-07-31
Limit: FCC_2.4G_RE(3m)	Engineer: Flag Yang
Probe: NS-AC1_BBHA9120D_2111_1-18GHz	Polarity: Vertical
EUT: AXE5400 Tri-Band Wi-Fi 6E Range Extender	Power: AC 120V/60Hz
Test Mode: Transmit by 802.11ax-HE40 at 2447MHz	



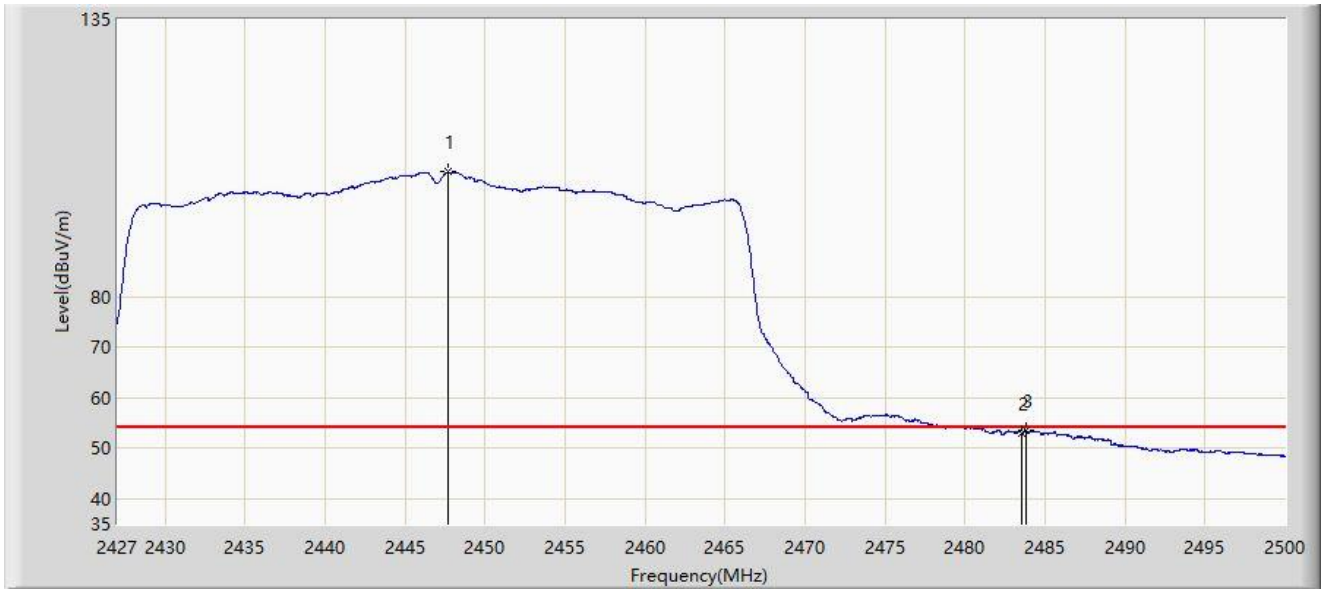
No	Mark	Frequency (MHz)	Measure Level (dB μ V/m)	Reading Level (dB μ V)	Margin (dB)	Limit (dB μ V/m)	Factor (dB/m)	Type
1		2447.769	116.561	85.704	N/A	N/A	30.857	PK
2		2483.500	64.025	33.263	-9.975	74.000	30.761	PK
3	*	2485.145	66.502	35.739	-7.498	74.000	30.762	PK

Note 1: " * ", means this data is the worst emission level.

Note 2: Measure Level (dB μ V/m) = Reading Level (dB μ V) + Factor (dB/m).

Note 3: Factor (dB/m) = Cable Loss (dB) + Antenna Factor (dB/m).

Site: NS-AC1	Test Date: 2023-07-31
Limit: FCC_2.4G_RE(3m)	Engineer: Flag Yang
Probe: NS-AC1_BBHA9120D_2111_1-18GHz	Polarity: Vertical
EUT: AXE5400 Tri-Band Wi-Fi 6E Range Extender	Power: AC 120V/60Hz
Test Mode: Transmit by 802.11ax-HE40 at 2447MHz	



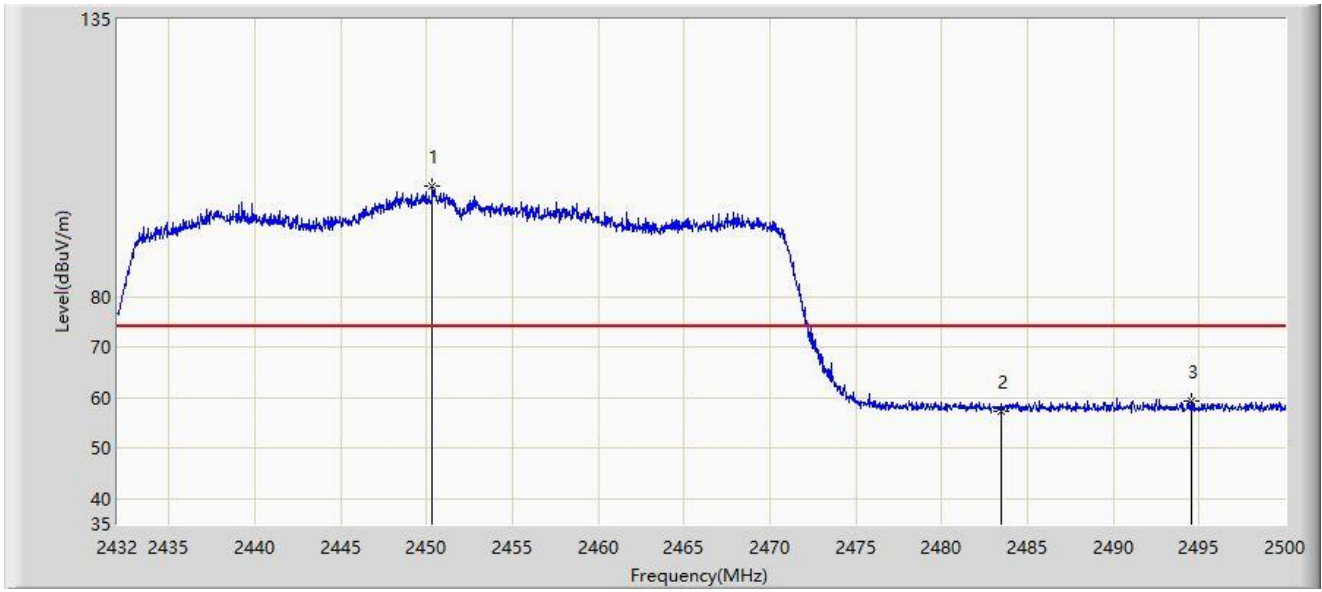
No	Mark	Frequency (MHz)	Measure Level (dB μ V/m)	Reading Level (dB μ V)	Margin (dB)	Limit (dB μ V/m)	Factor (dB/m)	Type
1		2447.659	104.730	73.873	N/A	N/A	30.858	AV
2		2483.500	53.004	22.242	-0.996	54.000	30.761	AV
3	*	2483.794	53.527	22.765	-0.473	54.000	30.762	AV

Note 1: " * ", means this data is the worst emission level.

Note 2: Measure Level (dB μ V/m) = Reading Level (dB μ V) + Factor (dB/m).

Note 3: Factor (dB/m) = Cable Loss (dB) + Antenna Factor (dB/m).

Site: NS-AC1	Test Date: 2023-07-31
Limit: FCC_2.4G_RE(3m)	Engineer: Flag Yang
Probe: NS-AC1_BBHA9120D_2111_1-18GHz	Polarity: Horizontal
EUT: AXE5400 Tri-Band Wi-Fi 6E Range Extender	Power: AC 120V/60Hz
Test Mode: Transmit by 802.11ax-HE40 at 2452MHz	



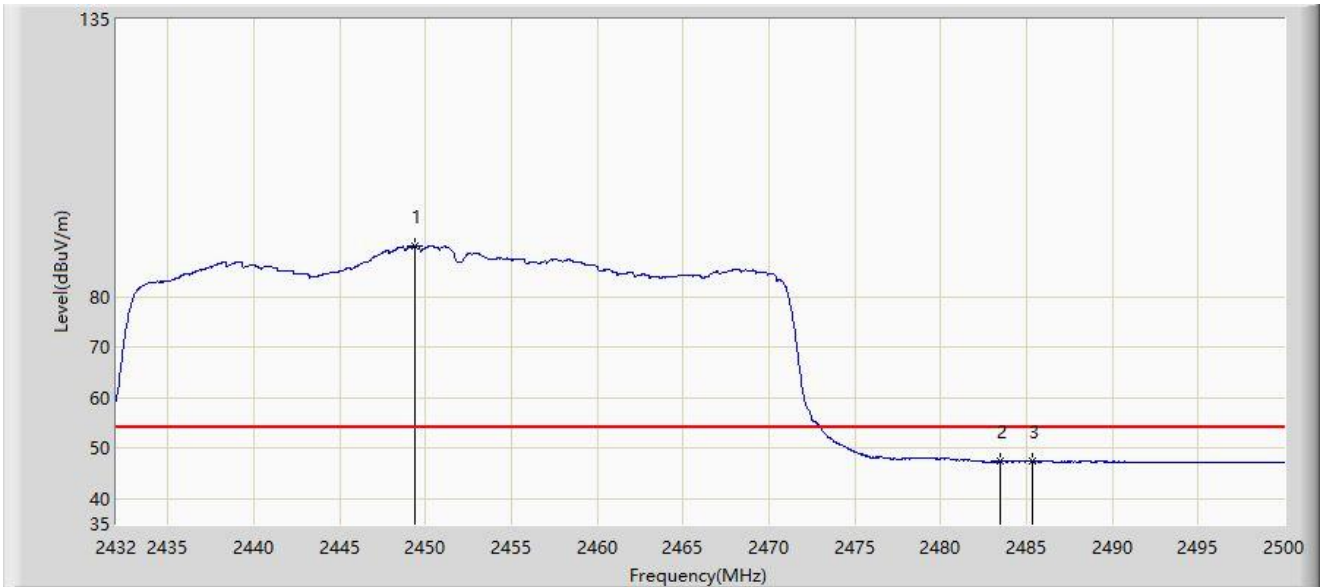
No	Mark	Frequency (MHz)	Measure Level (dB μ V/m)	Reading Level (dB μ V)	Margin (dB)	Limit (dB μ V/m)	Factor (dB/m)	Type
1		2450.360	102.042	71.180	N/A	N/A	30.861	PK
2		2483.500	57.422	26.660	-16.578	74.000	30.761	PK
3	*	2494.560	59.311	28.545	-14.689	74.000	30.767	PK

Note 1: " * ", means this data is the worst emission level.

Note 2: Measure Level (dB μ V/m) = Reading Level (dB μ V) + Factor (dB/m).

Note 3: Factor (dB/m) = Cable Loss (dB) + Antenna Factor (dB/m).

Site: NS-AC1	Test Date: 2023-07-31
Limit: FCC_2.4G_RE(3m)	Engineer: Flag Yang
Probe: NS-AC1_BBHA9120D_2111_1-18GHz	Polarity: Horizontal
EUT: AXE5400 Tri-Band Wi-Fi 6E Range Extender	Power: AC 120V/60Hz
Test Mode: Transmit by 802.11ax-HE40 at 2452MHz	



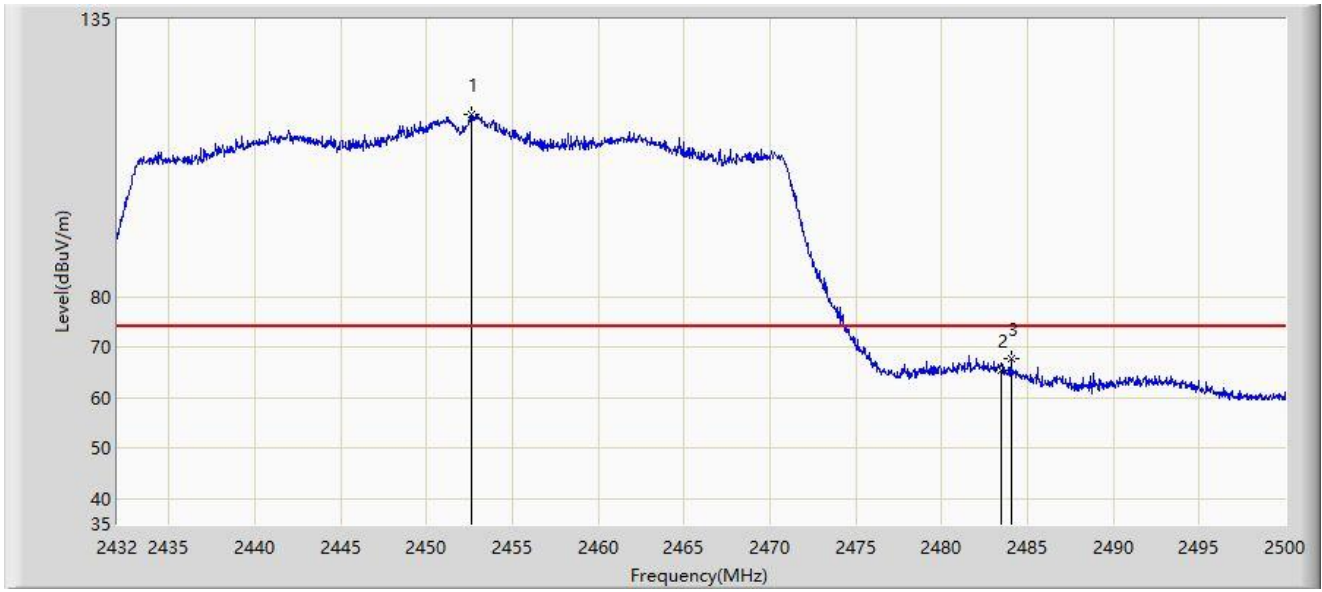
No	Mark	Frequency (MHz)	Measure Level (dBμV/m)	Reading Level (dBμV)	Margin (dB)	Limit (dBμV/m)	Factor (dB/m)	Type
1		2449.408	90.110	59.250	N/A	N/A	30.860	AV
2		2483.500	47.350	16.588	-6.650	54.000	30.761	AV
3	*	2485.346	47.499	16.736	-6.501	54.000	30.762	AV

Note 1: " * ", means this data is the worst emission level.

Note 2: Measure Level (dBμV/m) = Reading Level (dBμV) + Factor (dB/m).

Note 3: Factor (dB/m) = Cable Loss (dB) + Antenna Factor (dB/m).

Site: NS-AC1	Test Date: 2023-07-31
Limit: FCC_2.4G_RE(3m)	Engineer: Flag Yang
Probe: NS-AC1_BBHA9120D_2111_1-18GHz	Polarity: Vertical
EUT: AXE5400 Tri-Band Wi-Fi 6E Range Extender	Power: AC 120V/60Hz
Test Mode: Transmit by 802.11ax-HE40 at 2452MHz	



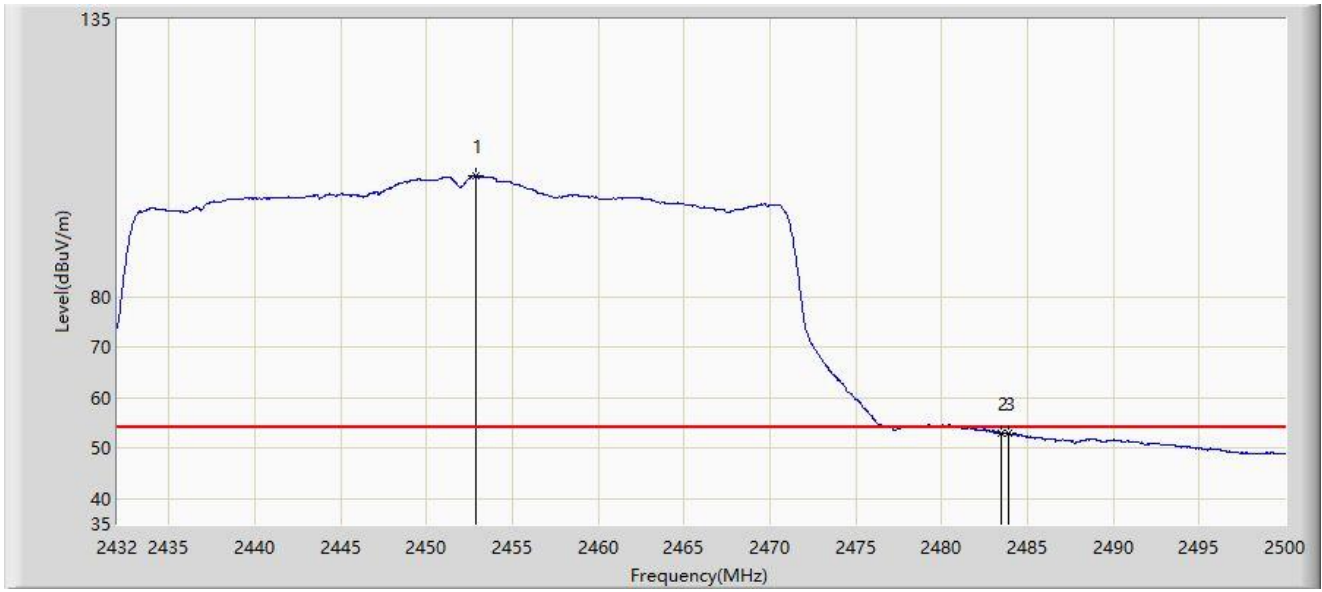
No	Mark	Frequency (MHz)	Measure Level (dBμV/m)	Reading Level (dBμV)	Margin (dB)	Limit (dBμV/m)	Factor (dB/m)	Type
1		2452.638	116.049	85.184	N/A	N/A	30.865	PK
2		2483.500	65.388	34.626	-8.612	74.000	30.761	PK
3	*	2484.054	67.738	36.976	-6.262	74.000	30.762	PK

Note 1: " * ", means this data is the worst emission level.

Note 2: Measure Level (dBμV/m) = Reading Level (dBμV) + Factor (dB/m).

Note 3: Factor (dB/m) = Cable Loss (dB) + Antenna Factor (dB/m).

Site: NS-AC1	Test Date: 2023-07-31
Limit: FCC_2.4G_RE(3m)	Engineer: Flag Yang
Probe: NS-AC1_BBHA9120D_2111_1-18GHz	Polarity: Vertical
EUT: AXE5400 Tri-Band Wi-Fi 6E Range Extender	Power: AC 120V/60Hz
Test Mode: Transmit by 802.11ax-HE40 at 2452MHz	



No	Mark	Frequency (MHz)	Measure Level (dB μ V/m)	Reading Level (dB μ V)	Margin (dB)	Limit (dB μ V/m)	Factor (dB/m)	Type
1		2452.910	104.127	73.261	N/A	N/A	30.866	AV
2		2483.500	52.954	22.192	-1.046	54.000	30.761	AV
3	*	2483.884	52.984	22.222	-1.016	54.000	30.762	AV

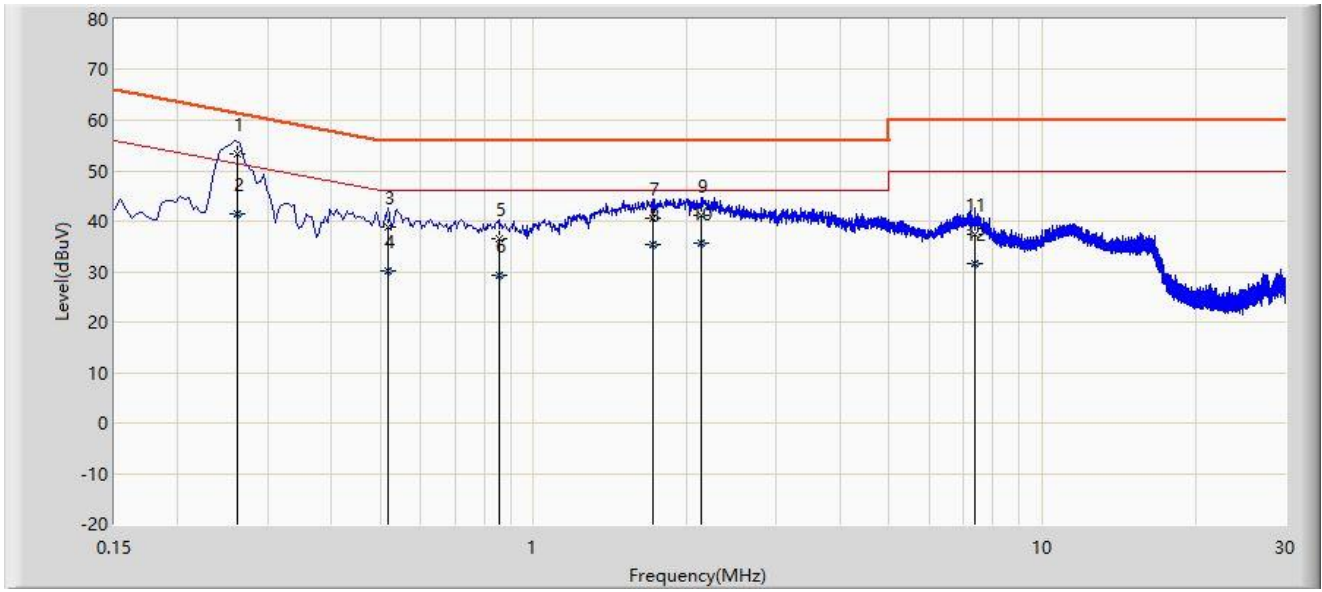
Note 1: " * ", means this data is the worst emission level.

Note 2: Measure Level (dB μ V/m) = Reading Level (dB μ V) + Factor (dB/m).

Note 3: Factor (dB/m) = Cable Loss (dB) + Antenna Factor (dB/m).

A.8 AC Conducted Emissions Test Result

Site: NS-SR2	Test Date: 2023-08-05
Limit: FCC_Part15.207_CE_AC Power	Engineer: Flag Yang
Probe: ENV216_102493_0.15MHz~30MHz-E	Polarity: Line
EUT: AXE5400 Tri-Band Wi-Fi 6E Range Extender	Power: AC 120V/60Hz
Test Mode: Transmitter by 802.11b at 2437MHz	



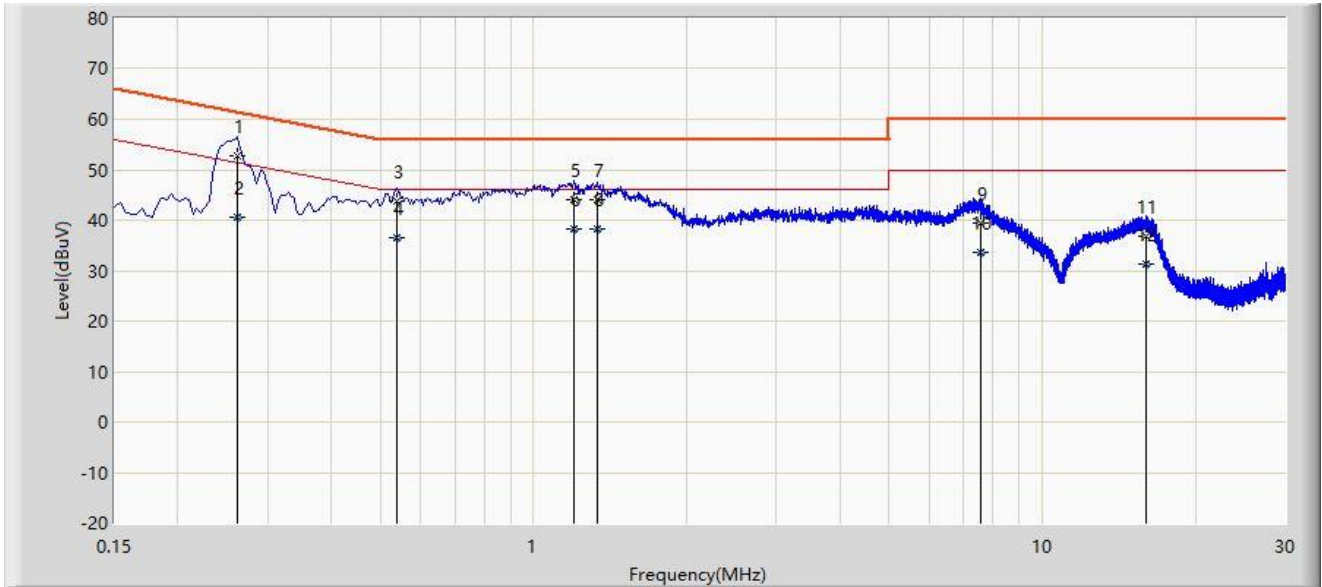
No	Mark	Frequency (MHz)	Measure Level (dBμV)	Reading Level (dBμV)	Margin (dB)	Limit (dBμV)	Factor (dB)	Type
1	*	0.262	53.346	43.539	-8.022	61.368	9.807	QP
2		0.262	41.388	31.581	-9.980	51.368	9.807	AV
3		0.518	38.891	29.051	-17.109	56.000	9.840	QP
4		0.518	30.067	20.227	-15.933	46.000	9.840	AV
5		0.854	36.430	26.543	-19.570	56.000	9.887	QP
6		0.854	29.196	19.309	-16.804	46.000	9.887	AV
7		1.718	40.559	30.504	-15.441	56.000	10.055	QP
8		1.718	35.431	25.376	-10.569	46.000	10.055	AV
9		2.134	41.186	31.038	-14.814	56.000	10.147	QP
10		2.134	35.751	25.604	-10.249	46.000	10.147	AV
11		7.350	37.398	26.164	-22.602	60.000	11.234	QP
12		7.350	31.708	20.474	-18.292	50.000	11.234	AV

Note 1: " * ", means this data is the worst emission level.

Note 2: Measure Level (dBμV) = Reading Level (dBμV) + Factor (dB).

Note 3: Factor (dB) = Cable Loss (dB) + LISN Factor (dB).

Site: NS-SR2	Test Date: 2023-08-05
Limit: FCC_Part15.207_CE_AC Power	Engineer: Flag Yang
Probe: ENV216_102493_0.15MHz~30MHz-E	Polarity: Neutral
EUT: AXE5400 Tri-Band Wi-Fi 6E Range Extender	Power: AC 120V/60Hz
Test Mode: Transmitter by 802.11b at 2437MHz	



No	Mark	Frequency (MHz)	Measure Level (dBµV)	Reading Level (dBµV)	Margin (dB)	Limit (dBµV)	Factor (dB)	Type
1		0.262	52.889	43.063	-8.478	61.368	9.827	QP
2		0.262	40.624	30.797	-10.744	51.368	9.827	AV
3		0.538	43.627	33.753	-12.373	56.000	9.874	QP
4		0.538	36.635	26.761	-9.365	46.000	9.874	AV
5		1.198	44.176	34.175	-11.824	56.000	10.001	QP
6	*	1.198	38.262	28.262	-7.738	46.000	10.001	AV
7		1.330	44.190	34.164	-11.810	56.000	10.027	QP
8		1.330	38.128	28.102	-7.872	46.000	10.027	AV
9		7.590	39.367	28.624	-20.633	60.000	10.742	QP
10		7.590	33.718	22.975	-16.282	50.000	10.742	AV
11		15.958	36.811	25.434	-23.189	60.000	11.378	QP
12		15.958	31.332	19.955	-18.668	50.000	11.378	AV

Note 1: " * ", means this data is the worst emission level.

Note 2: Measure Level (dBµV) = Reading Level (dBµV) + Factor (dB).

Note 3: Factor (dB) = Cable Loss (dB) + LISN Factor (dB).

Appendix B – Test Setup Photograph

Refer to “2307RSU051-UT” file.

Appendix C – EUT Photograph

Refer to “2307RSU051-UE” file.

_____ The End _____