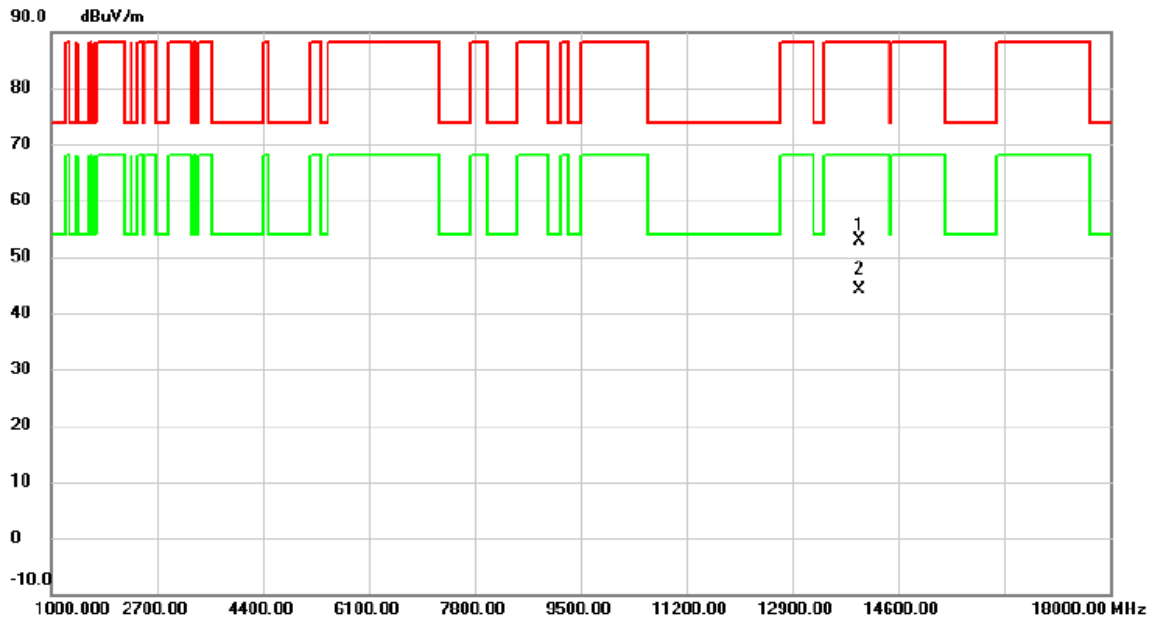


Test Mode	UNII-8_TX BE(EHT160) Mode 6985 MHz	Polarization	Vertical
-----------	------------------------------------	--------------	----------

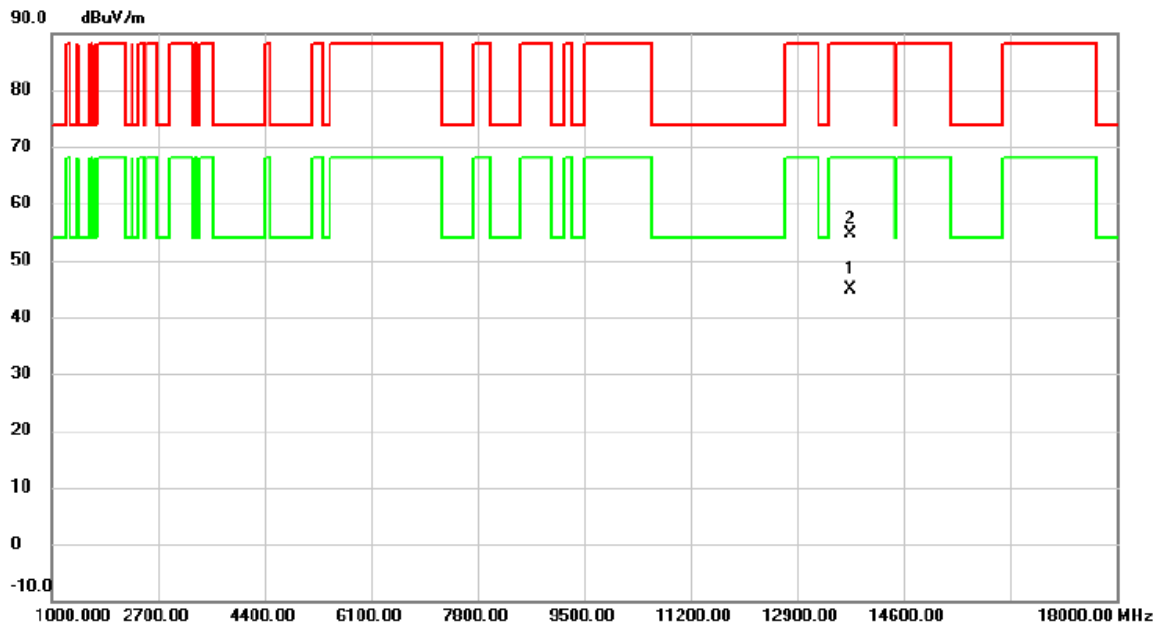


No.	Mk.	Freq. MHz	Reading Level dBuV	Correct Factor dB	Measure- ment dBuV/m	Limit dBuV/m	Margin dB	Detector	Comment
1		13968.80	43.32	9.61	52.93	88.20	-35.27	peak	
2	*	13969.20	34.52	9.61	44.13	68.20	-24.07	AVG	

REMARKS:

- (1) Measurement Value = Reading Level + Correct Factor.
- (2) Margin Level = Measurement Value - Limit Value.

Test Mode	UNII-7+UNII-8_TX AX(HE20) Mode 6875 MHz	Polarization	Vertical
-----------	---	--------------	----------

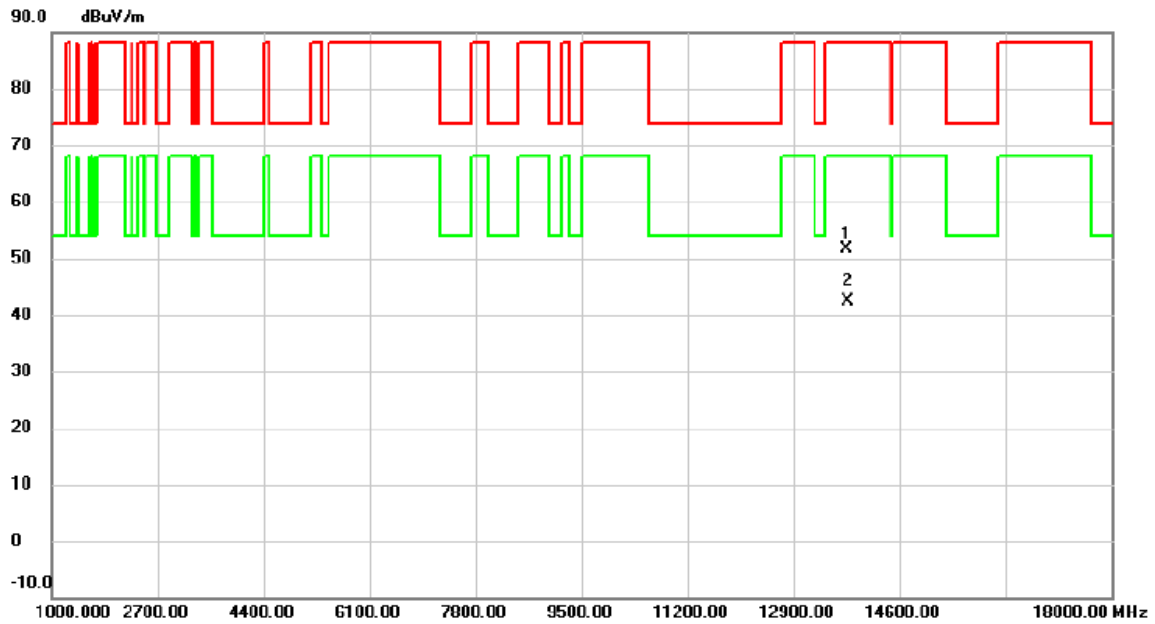


No.	Mk.	Freq. MHz	Reading Level dBuV	Correct Factor dB	Measure- ment dBuV/m	Limit dBuV/m	Margin dB	Detector	Comment
1	*	13752.35	35.45	9.46	44.91	68.20	-23.29	AVG	
2		13752.90	45.07	9.46	54.53	88.20	-33.67	peak	

REMARKS:

- (1) Measurement Value = Reading Level + Correct Factor.
- (2) Margin Level = Measurement Value - Limit Value.

Test Mode	UNII-7+UNII-8_TX AX(HE40) Mode 6885 MHz	Polarization	Vertical
-----------	---	--------------	----------



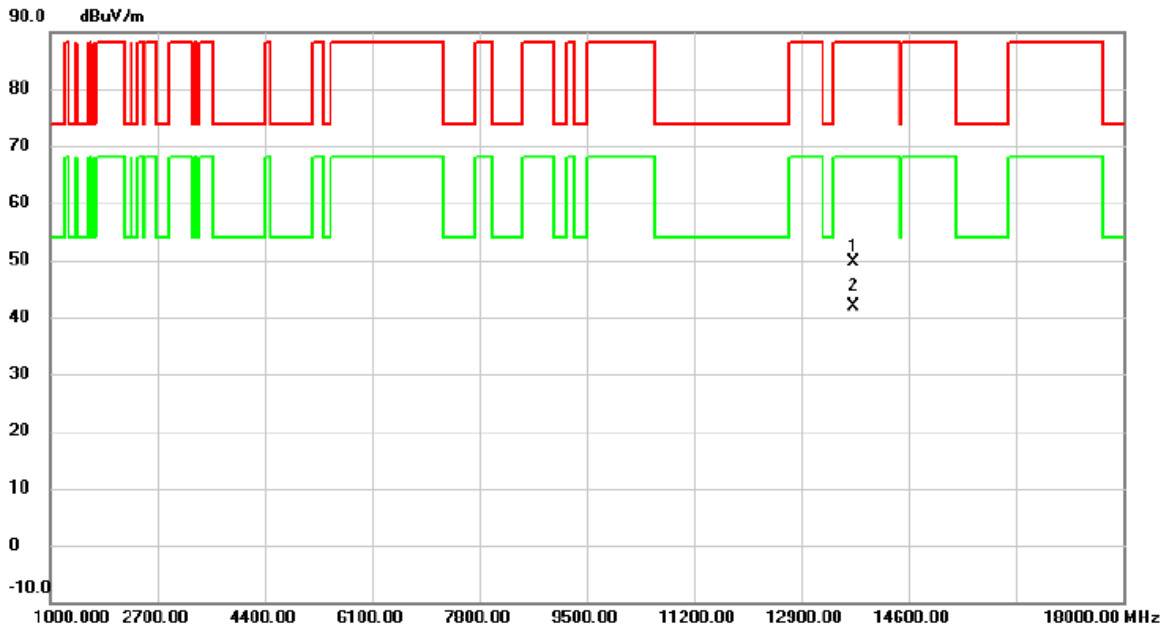
No.	Mk.	Freq. MHz	Reading Level dBuV	Correct Factor dB	Measure- ment dBuV/m	Limit dBuV/m	Margin dB	Detector	Comment
1		13748.70	42.21	9.47	51.68	88.20	-36.52	peak	
2	*	13768.00	32.78	9.48	42.26	68.20	-25.94	AVG	

REMARKS:

(1) Measurement Value = Reading Level + Correct Factor.

(2) Margin Level = Measurement Value - Limit Value.

Test Mode	UNII-7+UNII-8_TX AX(HE80) Mode 6865 MHz	Polarization	Vertical
-----------	---	--------------	----------

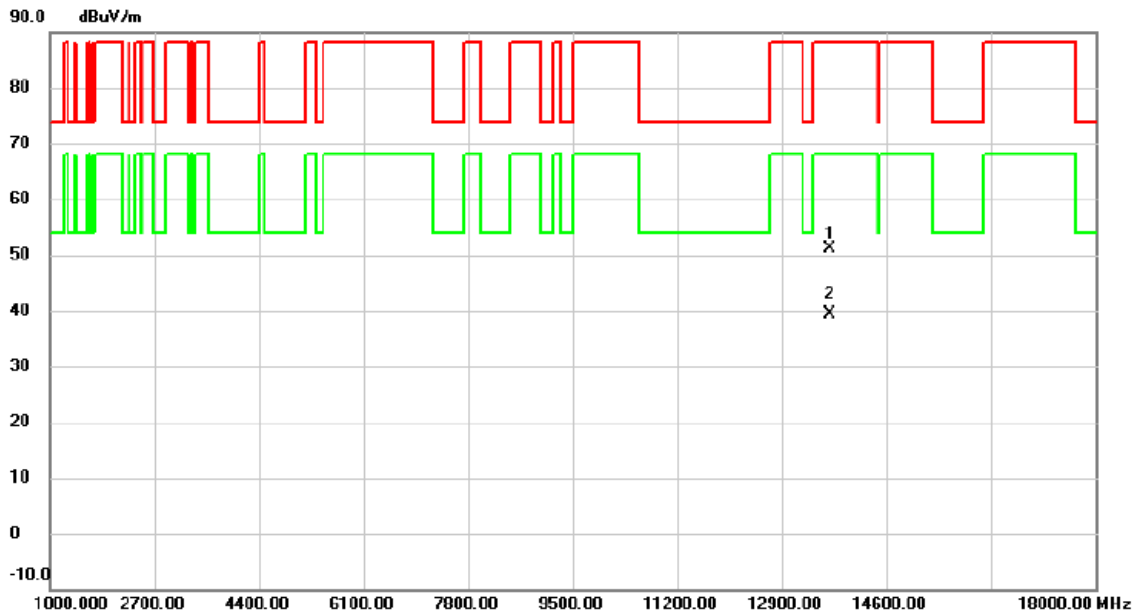


No.	Mk.	Freq. MHz	Reading Level dBuV	Correct Factor dB	Measure- ment dBuV/m	Limit dBuV/m	Margin dB	Detector	Comment
1		13722.30	40.25	9.45	49.70	88.20	-38.50	peak	
2	*	13722.50	32.43	9.45	41.88	68.20	-26.32	AVG	

REMARKS:

- (1) Measurement Value = Reading Level + Correct Factor.
- (2) Margin Level = Measurement Value - Limit Value.

Test Mode	UNII-7+UNII-8_TX AX(HE160) Mode 6825 MHz	Polarization	Vertical
-----------	--	--------------	----------

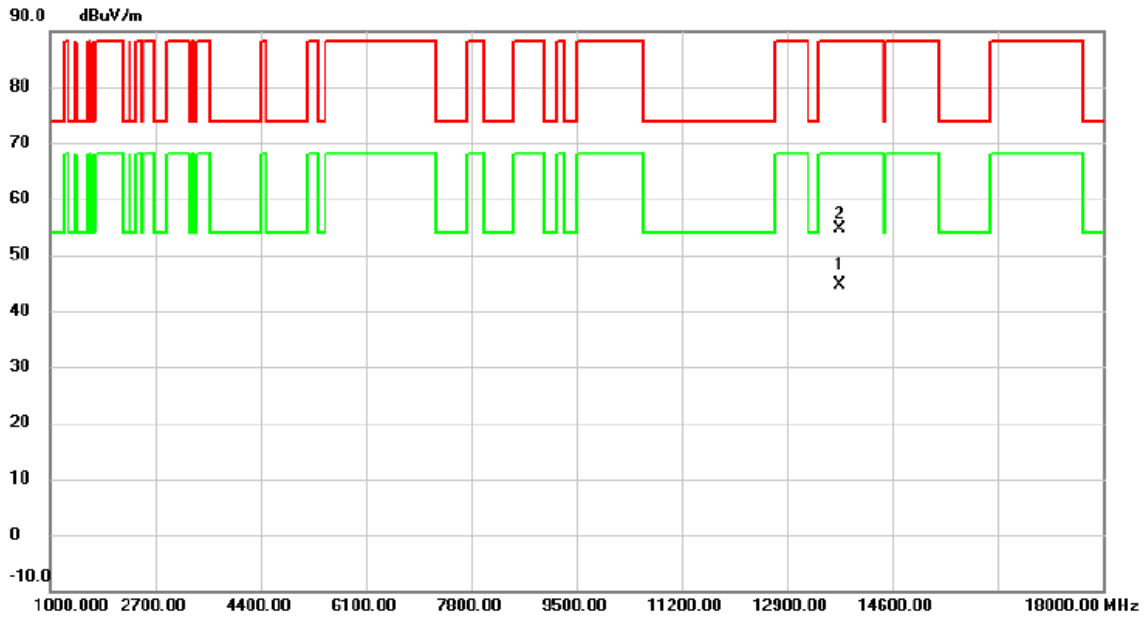


No.	Mk.	Freq. MHz	Reading Level dBuV	Correct Factor dB	Measure- ment dBuV/m	Limit dBuV/m	Margin dB	Detector	Comment
1		13675.70	41.63	9.42	51.05	88.20	-37.15	peak	
2	*	13676.00	29.99	9.42	39.41	68.20	-28.79	AVG	

REMARKS:

- (1) Measurement Value = Reading Level + Correct Factor.
- (2) Margin Level = Measurement Value - Limit Value.

Test Mode	UNII-7+UNII-8_TX BE(EHT20) Mode 6875 MHz	Polarization	Vertical
-----------	--	--------------	----------

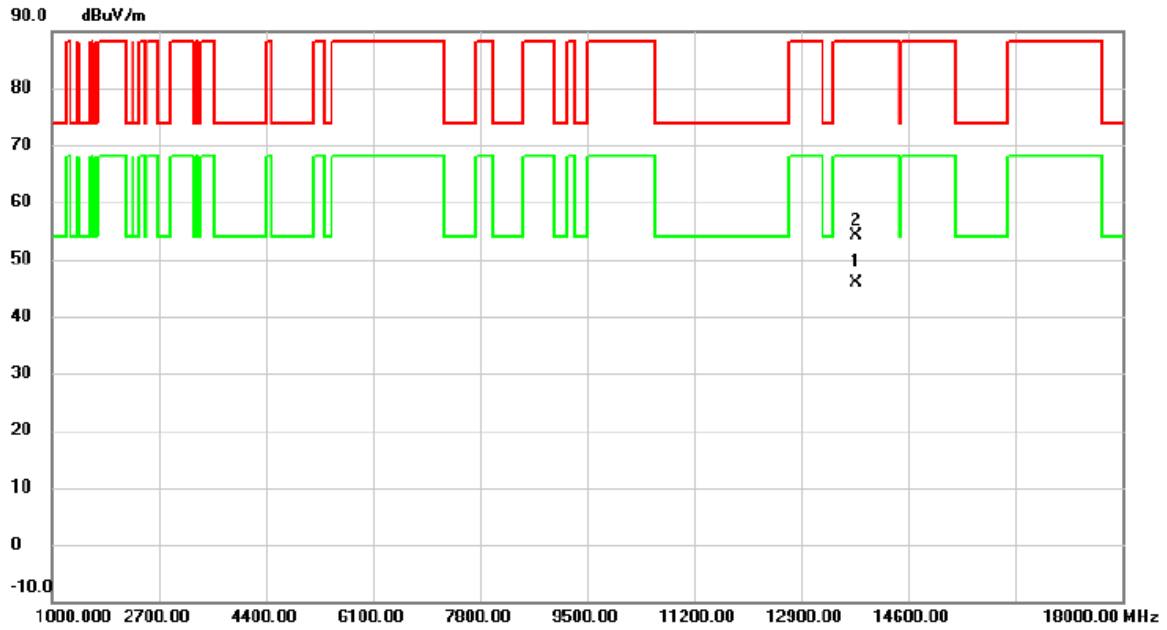


No.	Mk.	Freq. MHz	Reading Level dBuV	Correct Factor dB	Measure- ment dBuV/m	Limit dBuV/m	Margin dB	Detector	Comment
1	*	13749.80	35.28	9.47	44.75	68.20	-23.45	AVG	
2		13750.60	45.11	9.46	54.57	88.20	-33.63	peak	

REMARKS:

- (1) Measurement Value = Reading Level + Correct Factor.
- (2) Margin Level = Measurement Value - Limit Value.

Test Mode	UNII-7+UNII-8_TX BE(EHT40) Mode 6885 MHz	Polarization	Vertical
-----------	--	--------------	----------



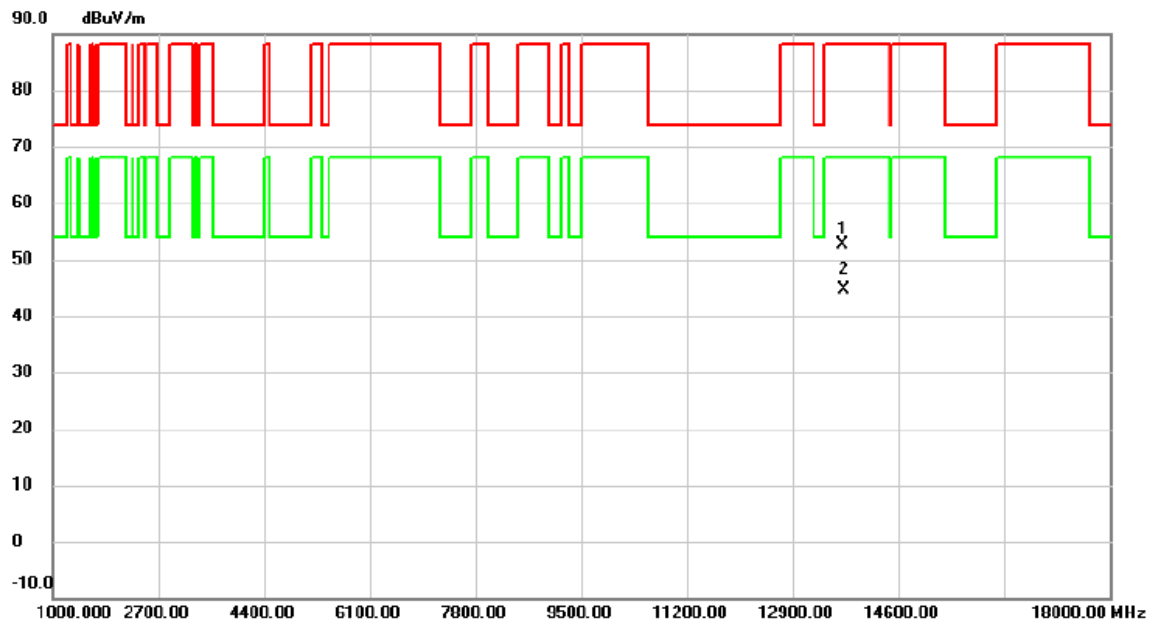
No.	Mk.	Freq. MHz	Reading Level dBuV	Correct Factor dB	Measure- ment dBuV/m	Limit dBuV/m	Margin dB	Detector	Comment
1	*	13768.40	36.41	9.48	45.89	68.20	-22.31	AVG	
2		13769.20	44.72	9.48	54.20	88.20	-34.00	peak	

REMARKS:

(1) Measurement Value = Reading Level + Correct Factor.

(2) Margin Level = Measurement Value - Limit Value.

Test Mode	UNII-7+UNII-8_TX BE(EHT80) Mode 6865 MHz	Polarization	Vertical
-----------	--	--------------	----------

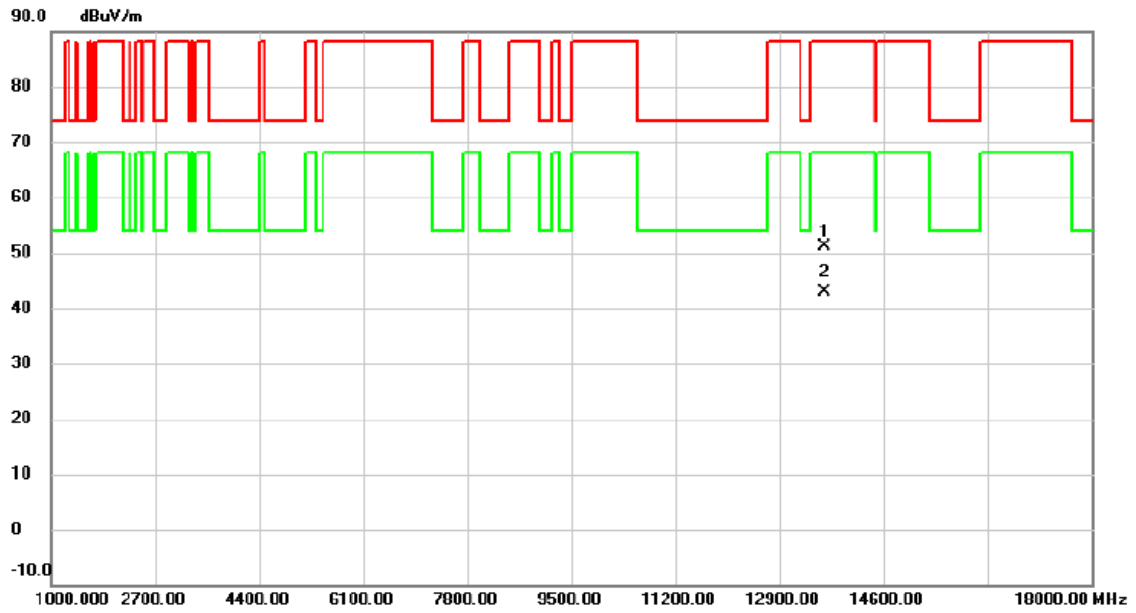


No.	Mk.	Freq. MHz	Reading Level dBuV	Correct Factor dB	Measure- ment dBuV/m	Limit dBuV/m	Margin dB	Detector	Comment
1		13707.00	43.18	9.43	52.61	88.20	-35.59	peak	
2	*	13728.90	35.17	9.45	44.62	68.20	-23.58	AVG	

REMARKS:

- (1) Measurement Value = Reading Level + Correct Factor.
- (2) Margin Level = Measurement Value - Limit Value.

Test Mode	UNII-7+UNII-8_TX BE(EHT160) Mode 6825 MHz	Polarization	Vertical
-----------	---	--------------	----------

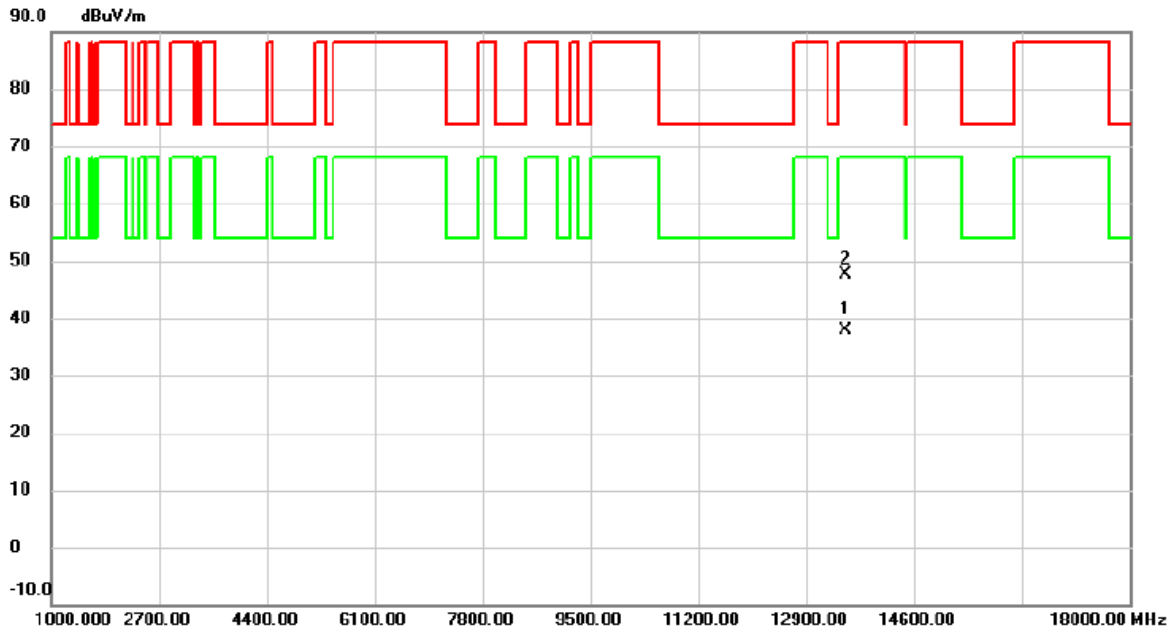


No.	Mk.	Freq. MHz	Reading Level dBuV	Correct Factor dB	Measure- ment dBuV/m	Limit dBuV/m	Margin dB	Detector	Comment
1		13625.80	41.72	9.39	51.11	88.20	-37.09	peak	
2	*	13647.60	33.50	9.39	42.89	68.20	-25.31	AVG	

REMARKS:

- (1) Measurement Value = Reading Level + Correct Factor.
- (2) Margin Level = Measurement Value - Limit Value.

Test Mode	UNII-7+UNII-8_TX BE(EHT320) Mode 6745 MHz	Polarization	Vertical
-----------	---	--------------	----------

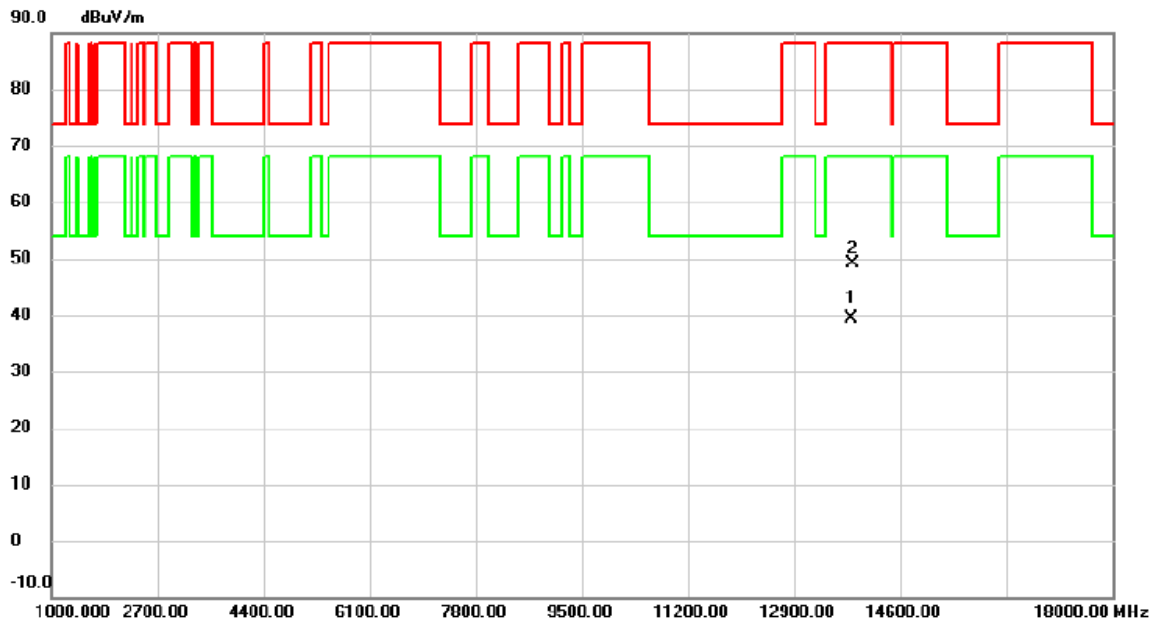


No.	Mk.	Freq. MHz	Reading Level dBuV	Correct Factor dB	Measure- ment dBuV/m	Limit dBuV/m	Margin dB	Detector	Comment
1	*	13521.25	28.68	9.31	37.99	68.20	-30.21	AVG	
2		13526.00	38.32	9.32	47.64	88.20	-40.56	peak	

REMARKS:

- (1) Measurement Value = Reading Level + Correct Factor.
- (2) Margin Level = Measurement Value - Limit Value.

Test Mode	UNII-7+UNII-8_TX BE(EHT320) Mode 6905 MHz	Polarization	Vertical
-----------	---	--------------	----------

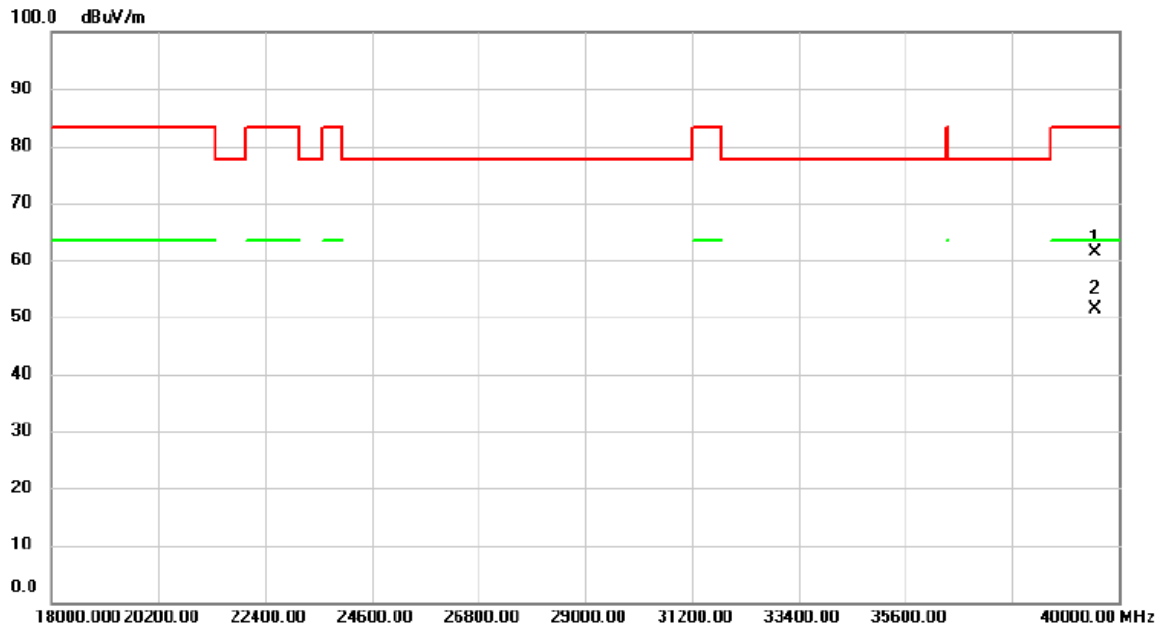


No.	Mk.	Freq. MHz	Reading Level dBuV	Correct Factor dB	Measure- ment dBuV/m	Limit dBuV/m	Margin dB	Detector	Comment
1	*	13809.45	29.84	9.51	39.35	68.20	-28.85	AVG	
2		13850.15	39.55	9.52	49.07	88.20	-39.13	peak	

REMARKS:

- (1) Measurement Value = Reading Level + Correct Factor.
- (2) Margin Level = Measurement Value - Limit Value.

Test Mode	TX BE(EHT320) Mode Channel 191	Polarization	Vertical
-----------	--------------------------------	--------------	----------

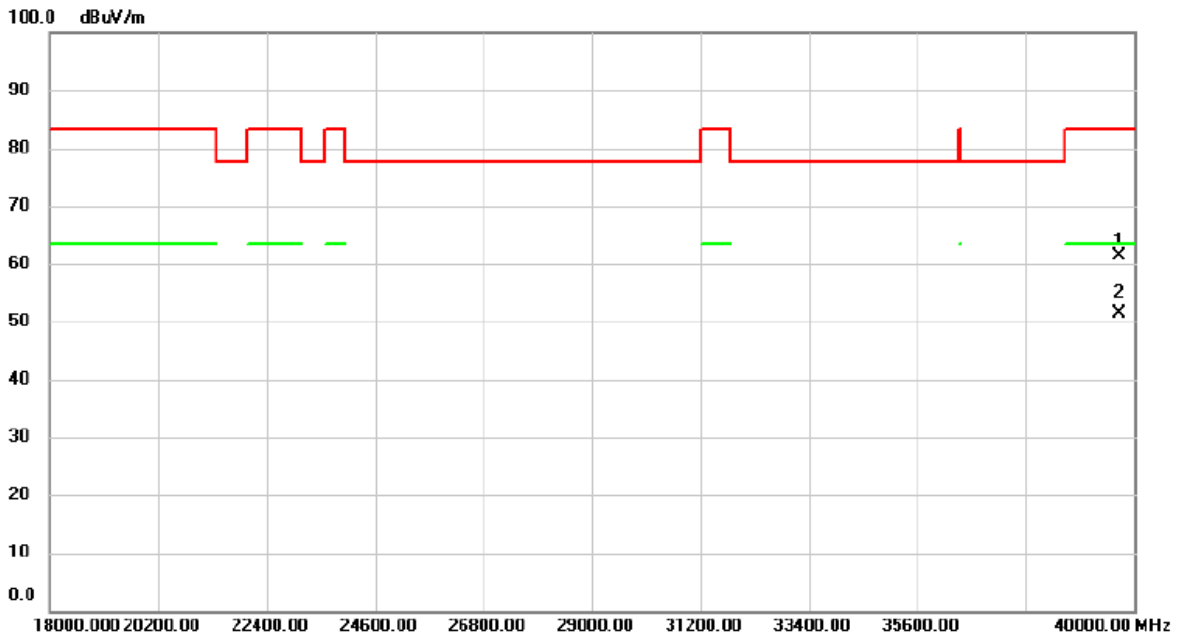


No.	Mk.	Freq.	Reading Level	Correct Factor	Measurement	Limit	Margin	Detector	Comment
		MHz	dBuV	dB	dBuV/m	dBuV/m	dB		
1		39505.00	49.24	12.22	61.46	83.50	-22.04	peak	
2	*	39505.00	39.22	12.22	51.44	63.50	-12.06	AVG	

REMARKS:

- (1) Measurement Value = Reading Level + Correct Factor.
- (2) Margin Level = Measurement Value - Limit Value.

Test Mode	TX BE(EHT320) Mode Channel 191	Polarization	Horizontal
-----------	--------------------------------	--------------	------------



No.	Mk.	Freq.	Reading Level	Correct Factor	Measurement	Limit	Margin	Detector	Comment
		MHz	dBuV	dB	dBuV/m	dBuV/m	dB		
1	*	39692.00	49.04	12.30	61.34	83.50	-22.16	peak	
2		39692.00	39.10	12.30	51.40	83.50	-32.10	QP	

REMARKS:

- (1) Measurement Value = Reading Level + Correct Factor.
- (2) Margin Level = Measurement Value - Limit Value.

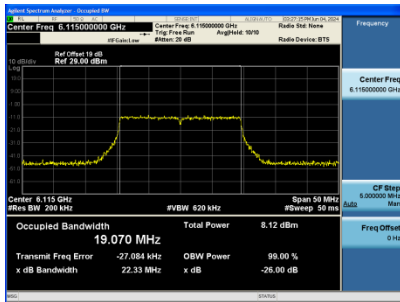
APPENDIX E - BANDWIDTH

NSS1

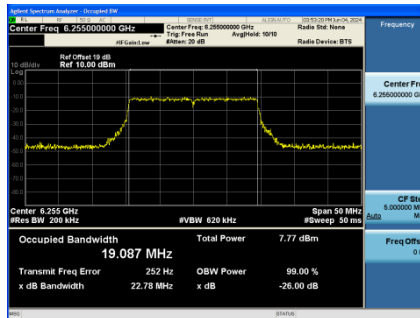
Test Mode	UNII-5_TX AX(HE20) Mode_Ant. 1
-----------	--------------------------------

Channel	Frequency (MHz)	26 dB Bandwidth (MHz)	99 % Occupied Bandwidth (MHz)	Limit (MHz)	Result
33	6115	22.33	19.18	320	Complies
61	6255	22.78	19.15	320	Complies
93	6415	22.46	19.19	320	Complies

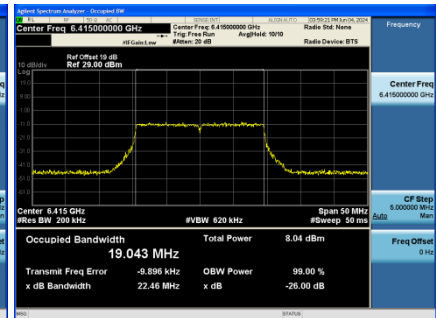
CH33



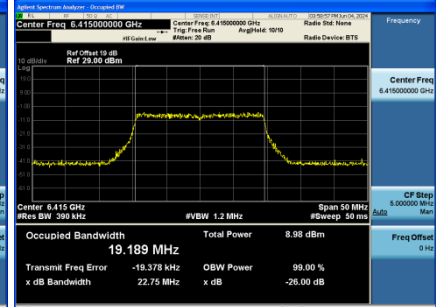
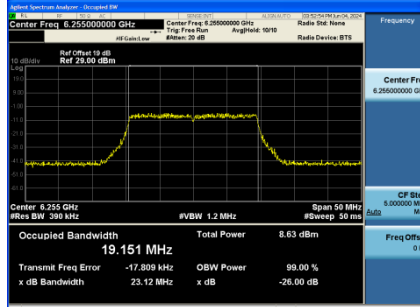
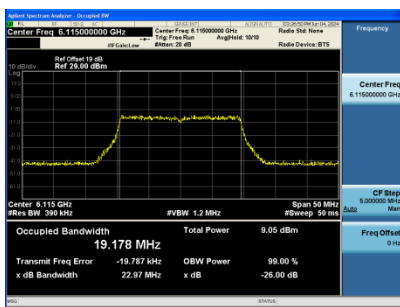
CH61 26 dB Bandwidth



CH93



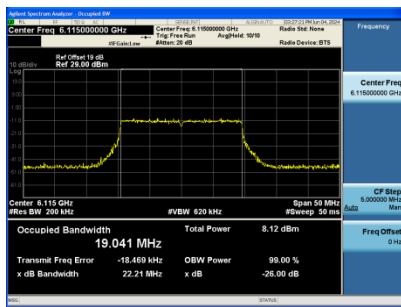
99 % Occupied Bandwidth



Test Mode	UNII-5_TX AX(HE20) Mode_Ant. 2
-----------	--------------------------------

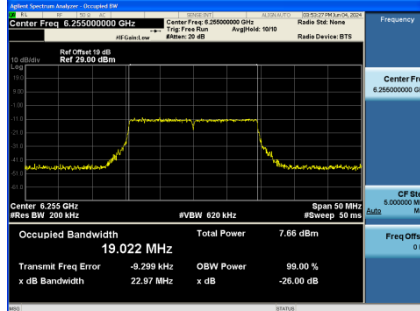
Channel	Frequency (MHz)	26 dB Bandwidth (MHz)	99 % Occupied Bandwidth (MHz)	Limit (MHz)	Result
33	6115	22.21	19.19	320	Complies
61	6255	22.97	19.23	320	Complies
93	6415	22.39	19.20	320	Complies

CH33

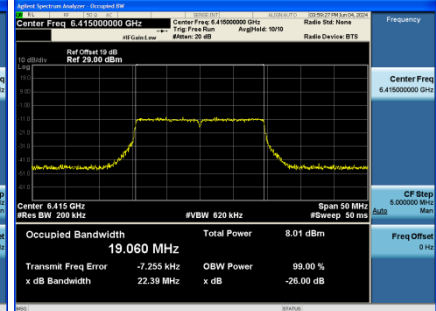


CH61

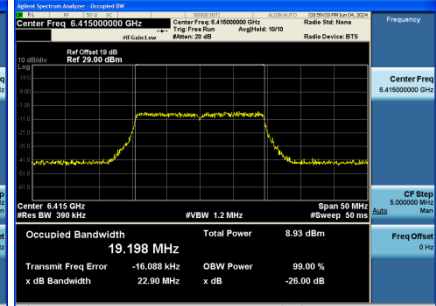
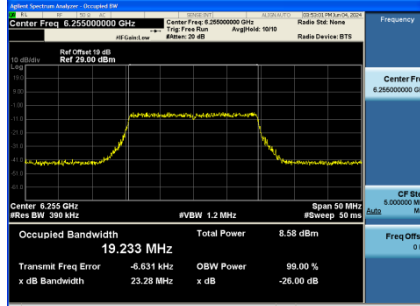
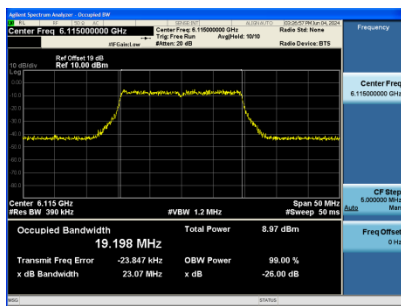
26 dB Bandwidth



CH93



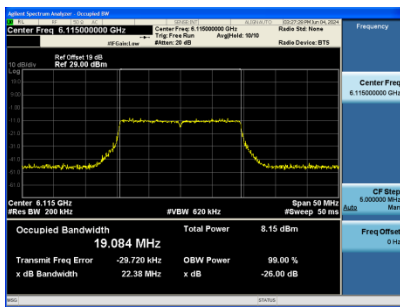
99 % Occupied Bandwidth



Test Mode UNII-5_TX AX(HE20) Mode_Ant. 3

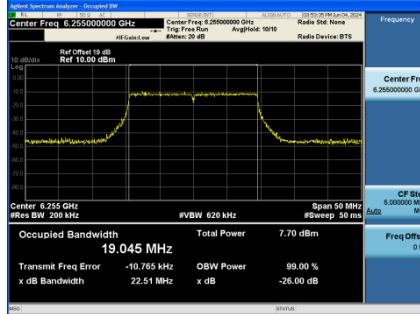
Channel	Frequency (MHz)	26 dB Bandwidth (MHz)	99 % Occupied Bandwidth (MHz)	Limit (MHz)	Result
33	6115	22.38	19.22	320	Complies
61	6255	22.51	19.22	320	Complies
93	6415	22.40	19.22	320	Complies

CH33

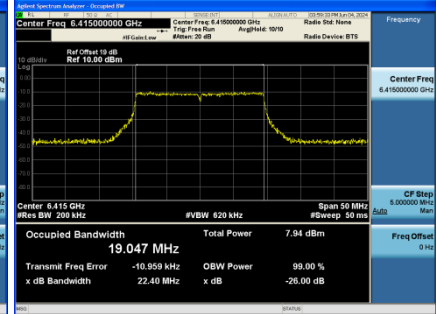


CH61

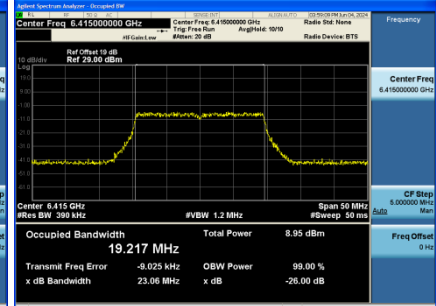
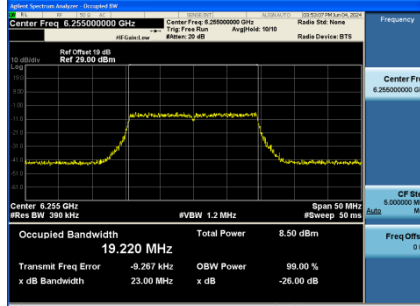
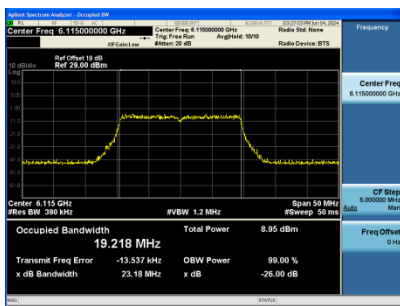
26 dB Bandwidth



CH93



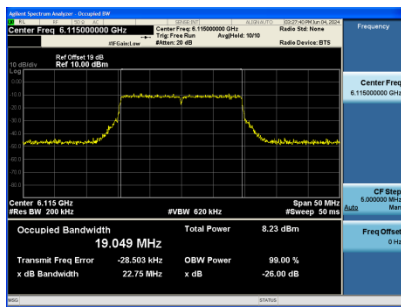
99 % Occupied Bandwidth



Test Mode UNII-5_TX AX(HE20) Mode_Ant. 4

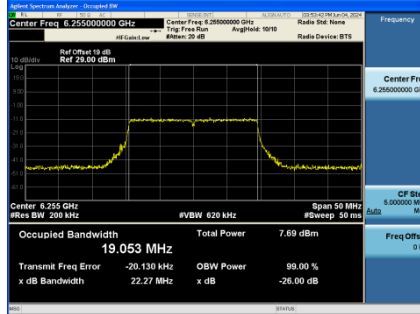
Channel	Frequency (MHz)	26 dB Bandwidth (MHz)	99 % Occupied Bandwidth (MHz)	Limit (MHz)	Result
33	6115	22.75	19.19	320	Complies
61	6255	22.27	19.16	320	Complies
93	6415	22.53	19.19	320	Complies

CH33

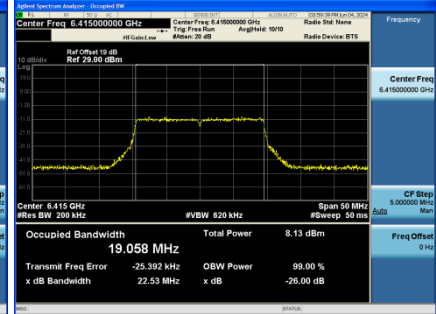


CH61

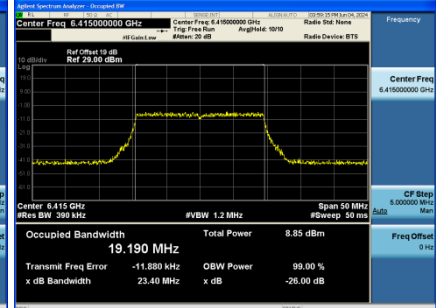
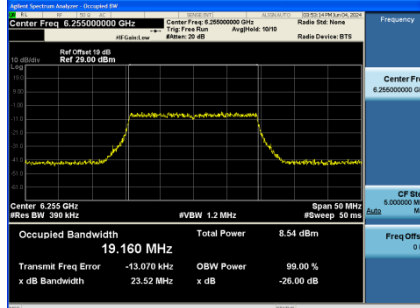
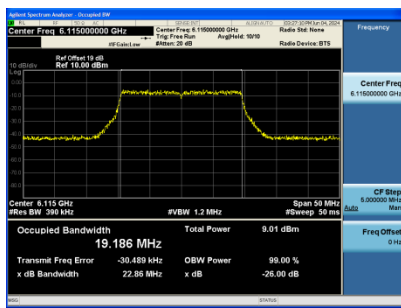
26 dB Bandwidth



CH93



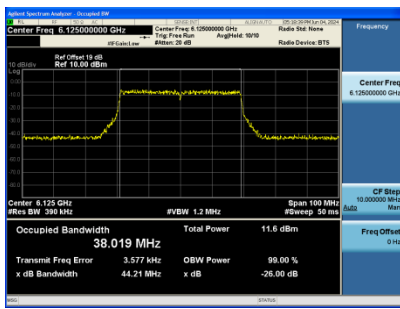
99 % Occupied Bandwidth



Test Mode UNII-5_TX AX(HE40) Mode_Ant. 1

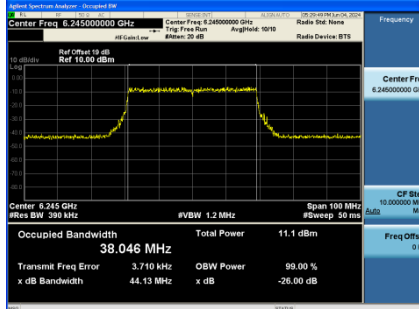
Channel	Frequency (MHz)	26 dB Bandwidth (MHz)	99 % Occupied Bandwidth (MHz)	Limit (MHz)	Result
35	6125	44.21	38.33	320	Complies
59	6245	44.13	38.32	320	Complies
91	6405	43.12	38.38	320	Complies

CH35

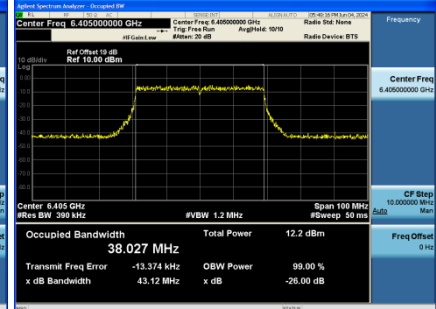


CH59

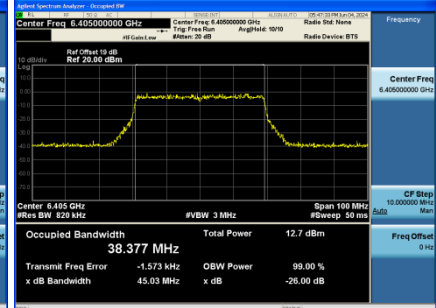
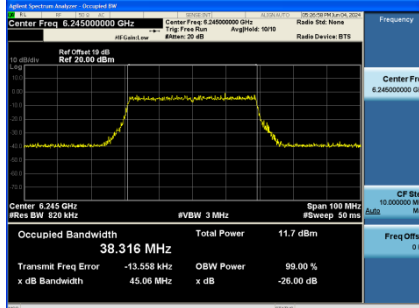
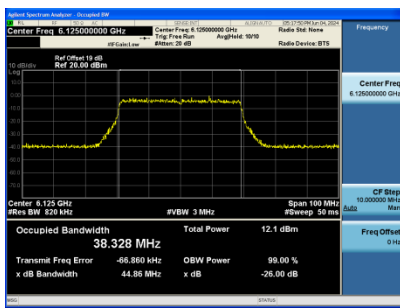
26 dB Bandwidth



CH91



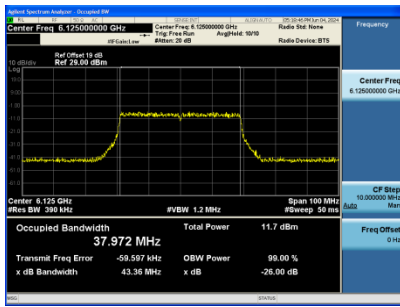
99 % Occupied Bandwidth



Test Mode UNII-5_TX AX(HE40) Mode_Ant. 2

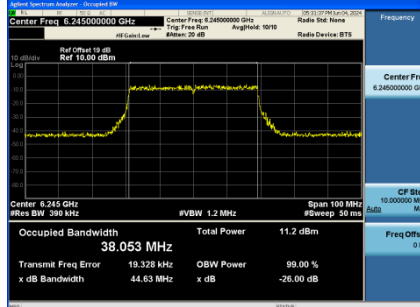
Channel	Frequency (MHz)	26 dB Bandwidth (MHz)	99 % Occupied Bandwidth (MHz)	Limit (MHz)	Result
35	6125	43.36	38.22	320	Complies
59	6245	44.63	38.25	320	Complies
91	6405	43.43	38.34	320	Complies

CH35

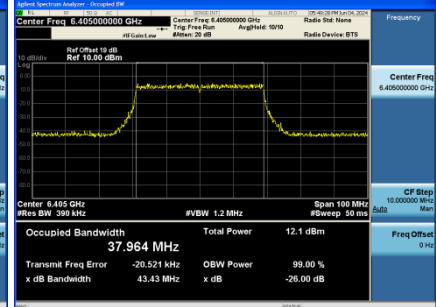


CH59

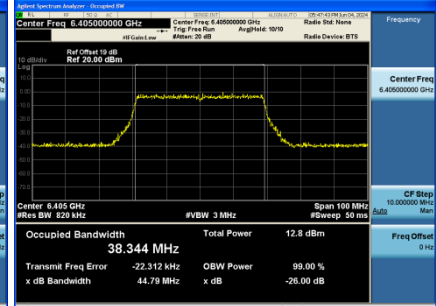
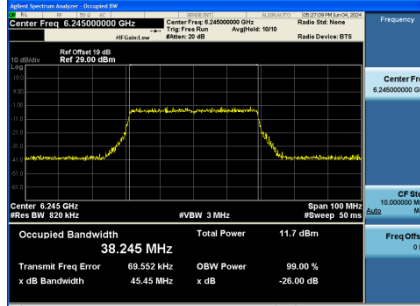
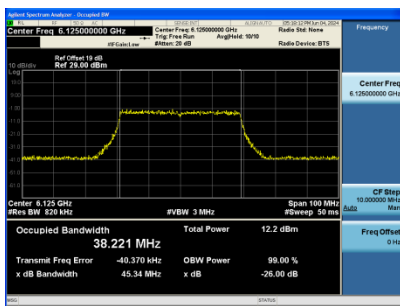
26 dB Bandwidth



CH91



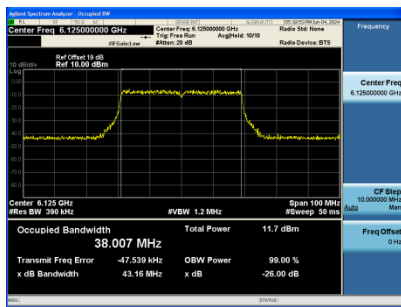
99 % Occupied Bandwidth



Test Mode	UNII-5_TX AX(HE40) Mode_Ant. 3
-----------	--------------------------------

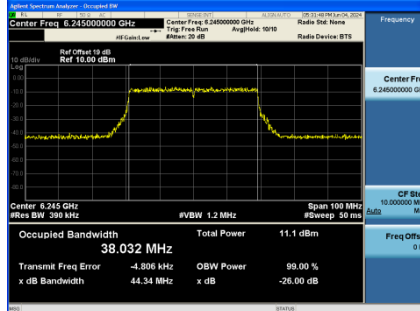
Channel	Frequency (MHz)	26 dB Bandwidth (MHz)	99 % Occupied Bandwidth (MHz)	Limit (MHz)	Result
35	6125	43.16	38.23	320	Complies
59	6245	44.34	38.29	320	Complies
91	6405	43.15	38.37	320	Complies

CH35

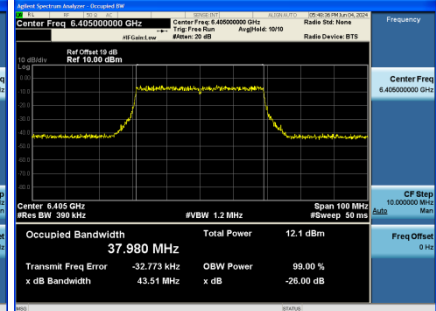


CH59

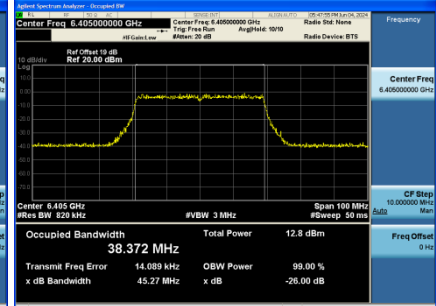
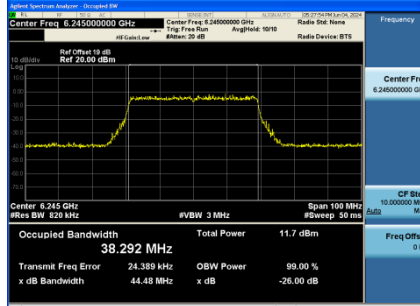
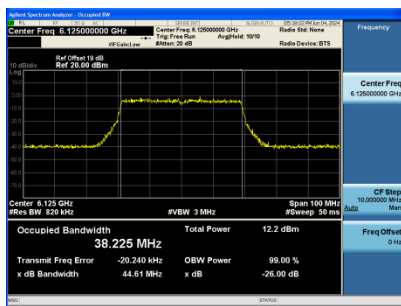
26 dB Bandwidth



CH91



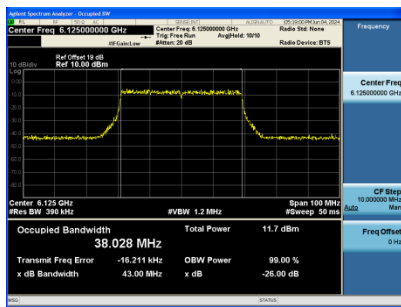
99 % Occupied Bandwidth



Test Mode	UNII-5_TX AX(HE40) Mode_Ant. 4
-----------	--------------------------------

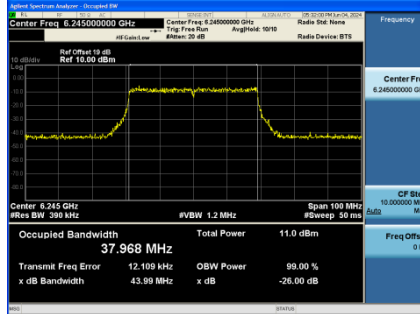
Channel	Frequency (MHz)	26 dB Bandwidth (MHz)	99 % Occupied Bandwidth (MHz)	Limit (MHz)	Result
35	6125	43.00	38.33	320	Complies
59	6245	43.99	38.38	320	Complies
91	6405	43.52	38.21	320	Complies

CH35

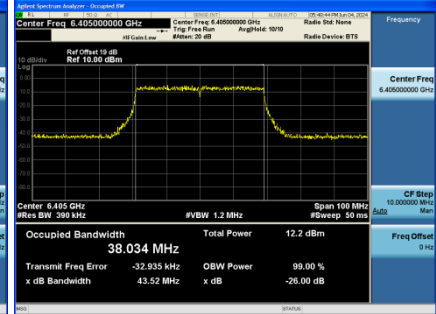


CH59

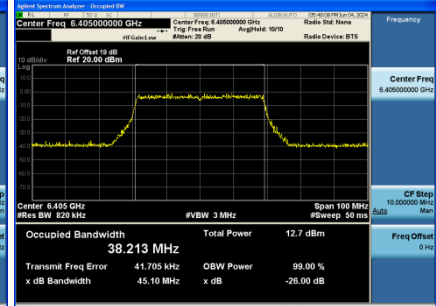
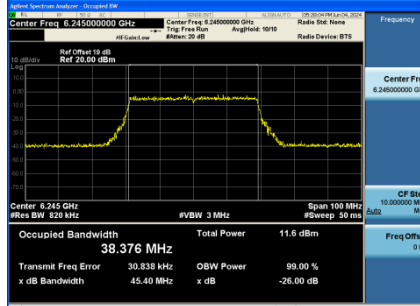
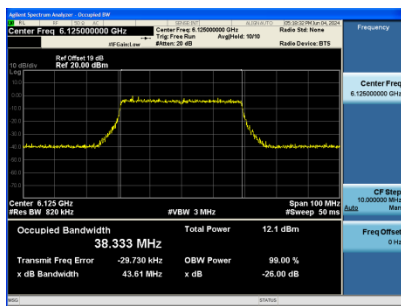
26 dB Bandwidth



CH91



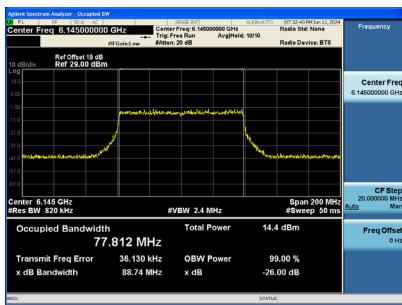
99 % Occupied Bandwidth



Test Mode	UNII-5_TX AX(HE80) Mode_Ant. 1
-----------	--------------------------------

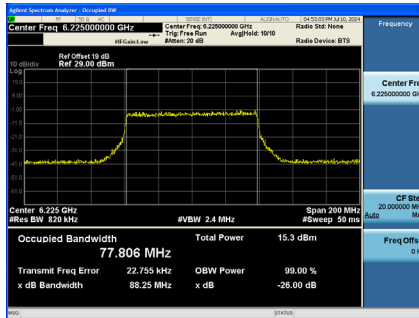
Channel	Frequency (MHz)	26 dB Bandwidth (MHz)	99 % Occupied Bandwidth (MHz)	Limit (MHz)	Result
39	6145	88.74	78.41	320	Complies
55	6225	88.25	78.31	320	Complies
87	6385	87.67	78.19	320	Complies

CH39

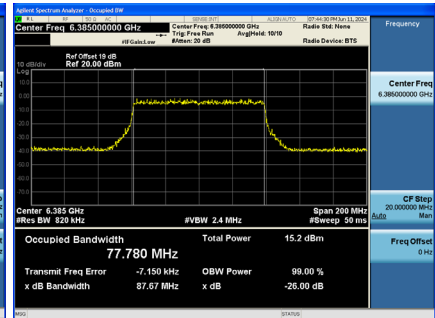


CH55

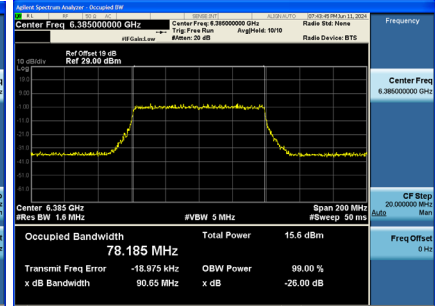
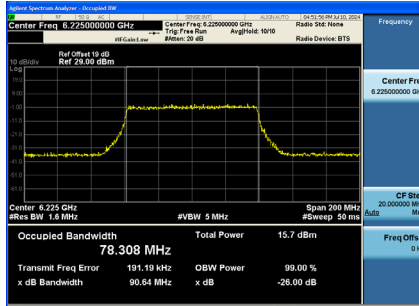
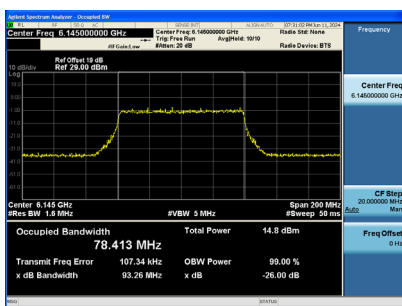
26 dB Bandwidth



CH87



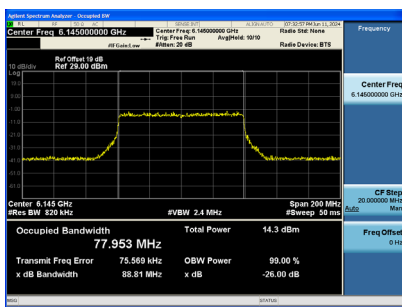
99 % Occupied Bandwidth



Test Mode	UNII-5_TX AX(HE80) Mode_Ant. 2
-----------	--------------------------------

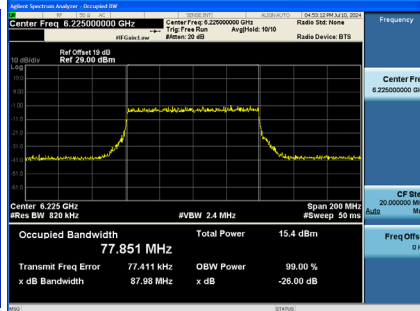
Channel	Frequency (MHz)	26 dB Bandwidth (MHz)	99 % Occupied Bandwidth (MHz)	Limit (MHz)	Result
39	6145	88.81	78.43	320	Complies
55	6225	87.98	78.26	320	Complies
87	6385	86.77	78.33	320	Complies

CH39

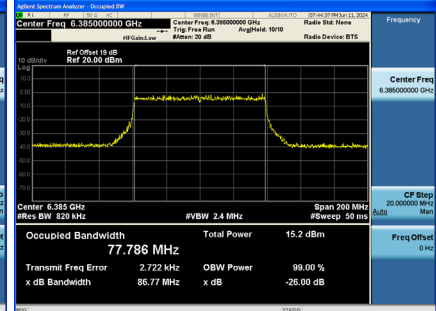


CH55

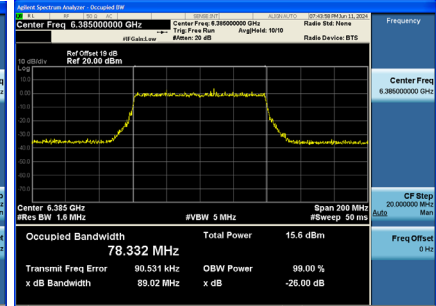
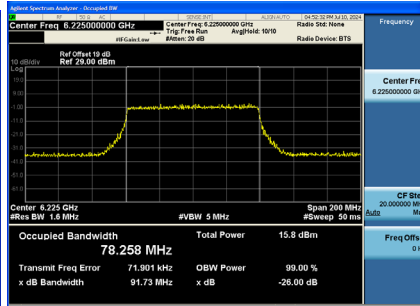
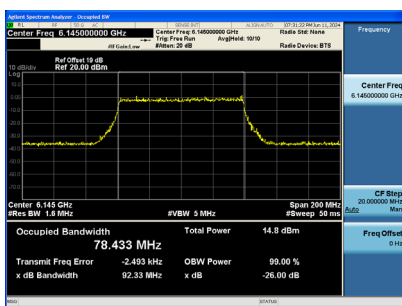
26 dB Bandwidth



CH87



99 % Occupied Bandwidth



Test Mode	UNII-5_TX AX(HE80) Mode_Ant. 3
-----------	--------------------------------

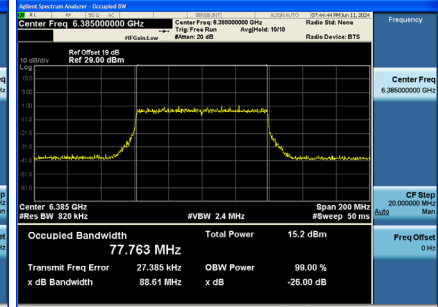
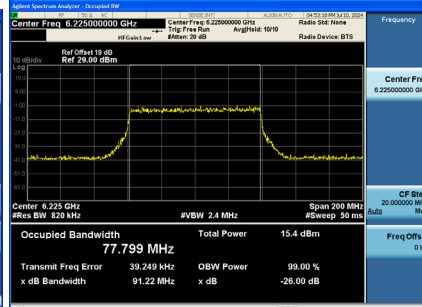
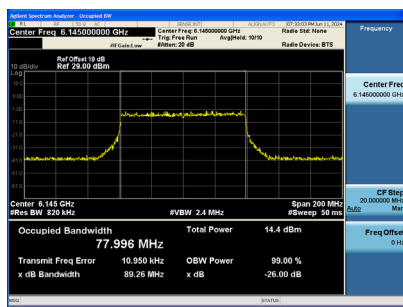
Channel	Frequency (MHz)	26 dB Bandwidth (MHz)	99 % Occupied Bandwidth (MHz)	Limit (MHz)	Result
39	6145	89.26	78.34	320	Complies
55	6225	91.22	78.30	320	Complies
87	6385	88.61	78.30	320	Complies

CH39

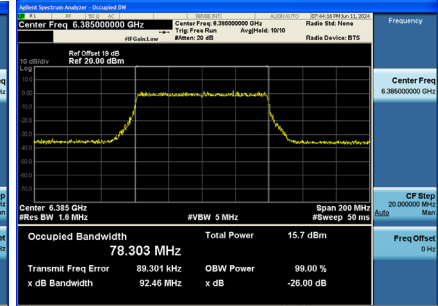
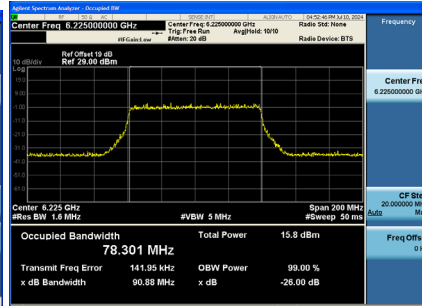
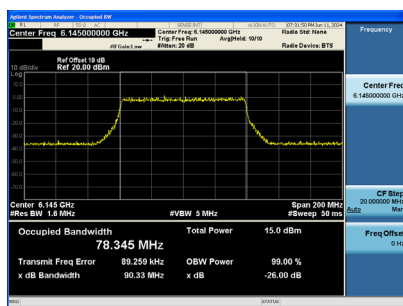
CH55

CH87

26 dB Bandwidth



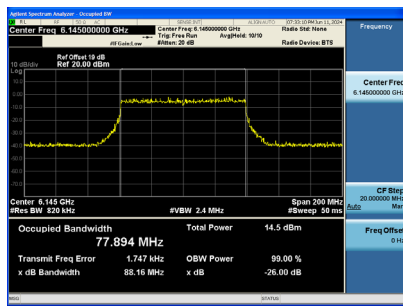
99 % Occupied Bandwidth



Test Mode	UNII-5_TX AX(HE80) Mode_Ant. 4
-----------	--------------------------------

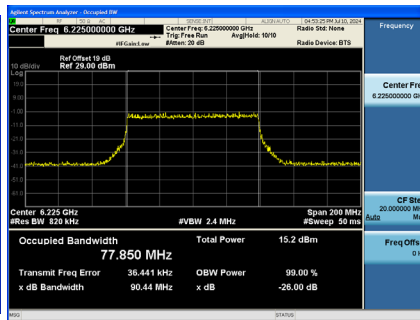
Channel	Frequency (MHz)	26 dB Bandwidth (MHz)	99 % Occupied Bandwidth (MHz)	Limit (MHz)	Result
39	6145	88.16	78.32	320	Complies
55	6225	90.44	78.26	320	Complies
87	6385	89.40	78.60	320	Complies

CH39

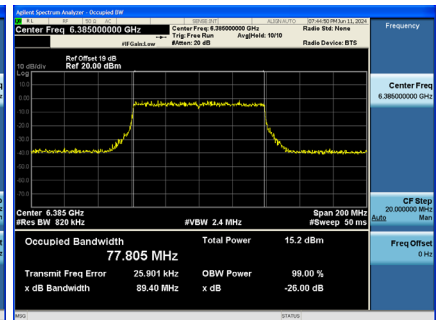


CH55

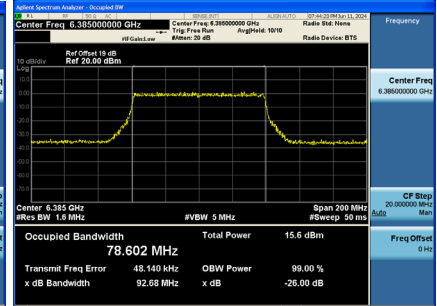
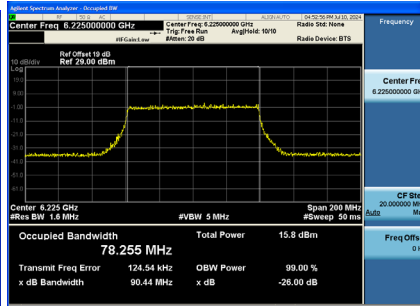
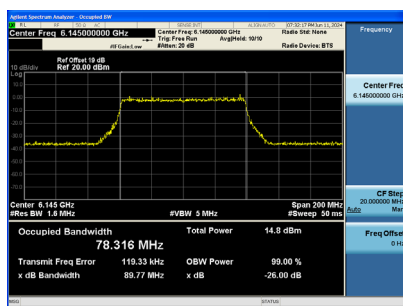
26 dB Bandwidth



CH87



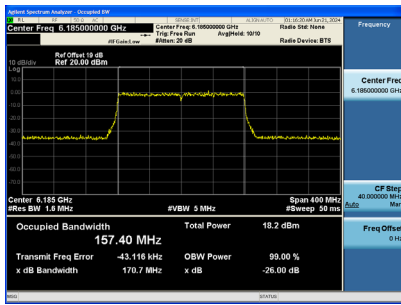
99 % Occupied Bandwidth



Test Mode	UNII-5_TX AX(HE160) Mode_Ant. 1
-----------	---------------------------------

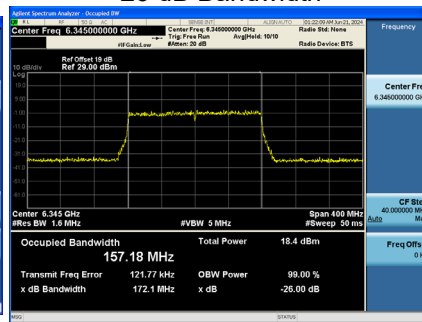
Channel	Frequency (MHz)	26 dB Bandwidth (MHz)	99 % Occupied Bandwidth (MHz)	Limit (MHz)	Result
47	6185	170.70	157.85	320	Complies
79	6345	172.10	157.79	320	Complies

CH47

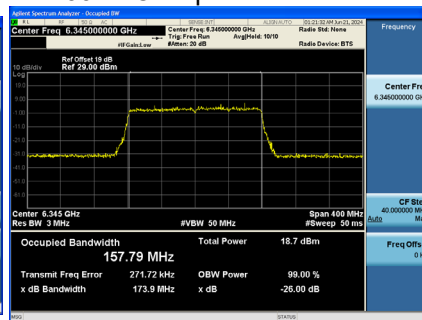
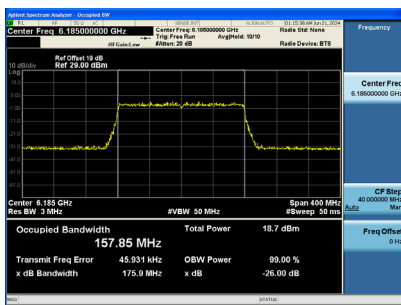


CH79

26 dB Bandwidth



99 % Occupied Bandwidth



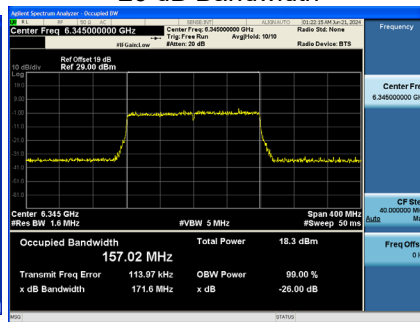
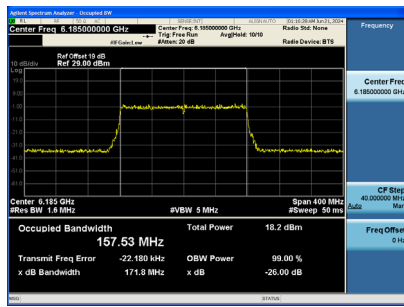
Test Mode	UNII-5_TX AX(HE160) Mode_Ant. 2
-----------	---------------------------------

Channel	Frequency (MHz)	26 dB Bandwidth (MHz)	99 % Occupied Bandwidth (MHz)	Limit (MHz)	Result
47	6185	171.80	158.03	320	Complies
79	6345	171.60	157.80	320	Complies

CH47

CH79

26 dB Bandwidth



99 % Occupied Bandwidth

