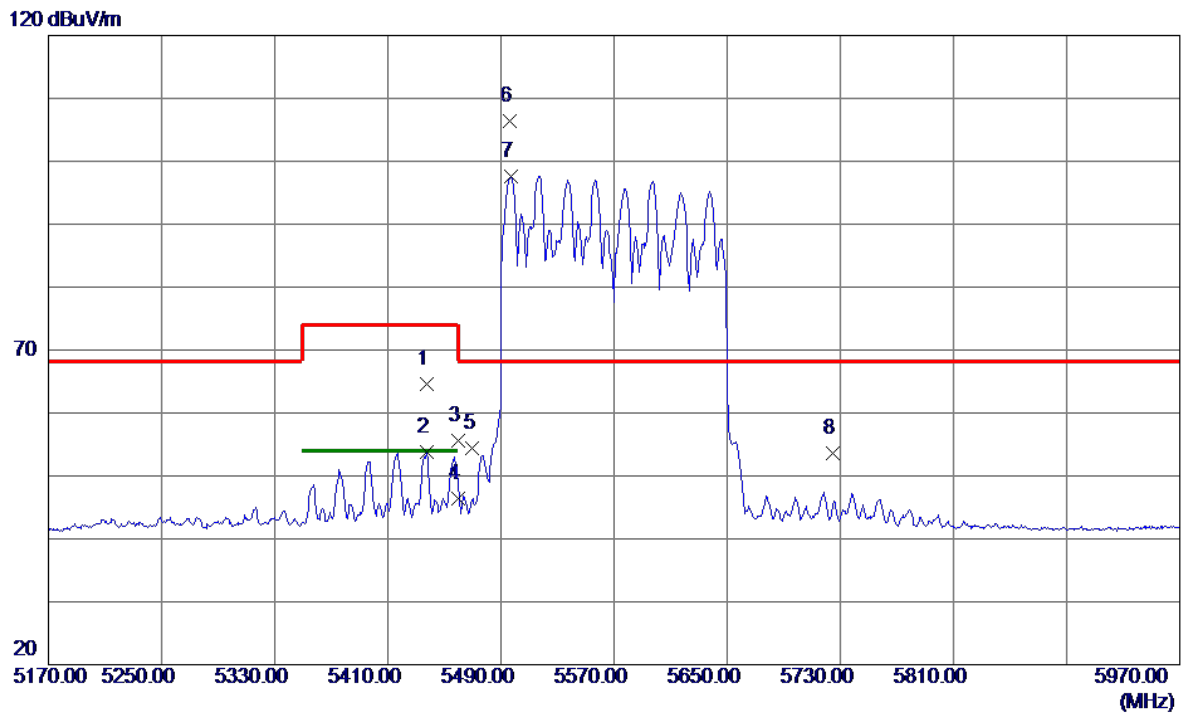


Test Mode	UNII-2C_TX AX(HE160) Mode 5570 MHz	Polarization	Vertical
-----------	------------------------------------	--------------	----------

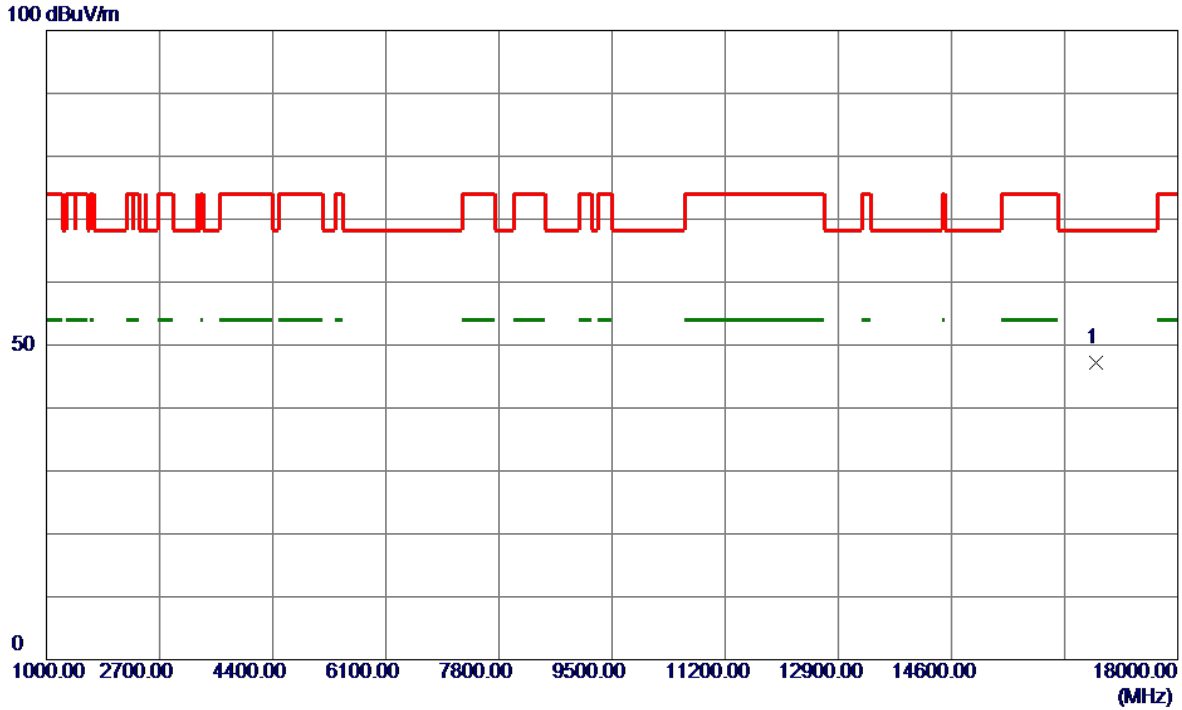


No.	Freq. MHz	Reading Level dBuV/m	Correct Factor dB	Measure ment dBuV/m	Limit dBuV/m	Margin dB	Detector	Comment
1	5437.2000	52.25	12.44	64.69	74.00	-9.31	Peak	
2	5437.2000	41.31	12.44	53.75	54.00	-0.25	AVG	
3	5460.0000	43.03	12.52	55.55	74.00	-18.45	Peak	
4	5460.0000	33.82	12.52	46.34	54.00	-7.66	AVG	
5	5470.0000	41.94	12.55	54.49	68.20	-13.71	Peak	
6 *	5496.4000	93.81	12.64	106.45	68.20	38.25	Peak	No Limit
7	5496.8000	85.02	12.64	97.66	999.00	-901.34	AVG	No Limit
8	5725.0000	40.60	13.03	53.63	68.20	-14.57	Peak	

REMARKS:

- (1) Measurement Value = Reading Level + Correct Factor.
- (2) Margin Level = Measurement Value - Limit Value.

Test Mode	UNII-2C_TX AX(HE160) Mode 5570 MHz	Polarization	Vertical
-----------	------------------------------------	--------------	----------

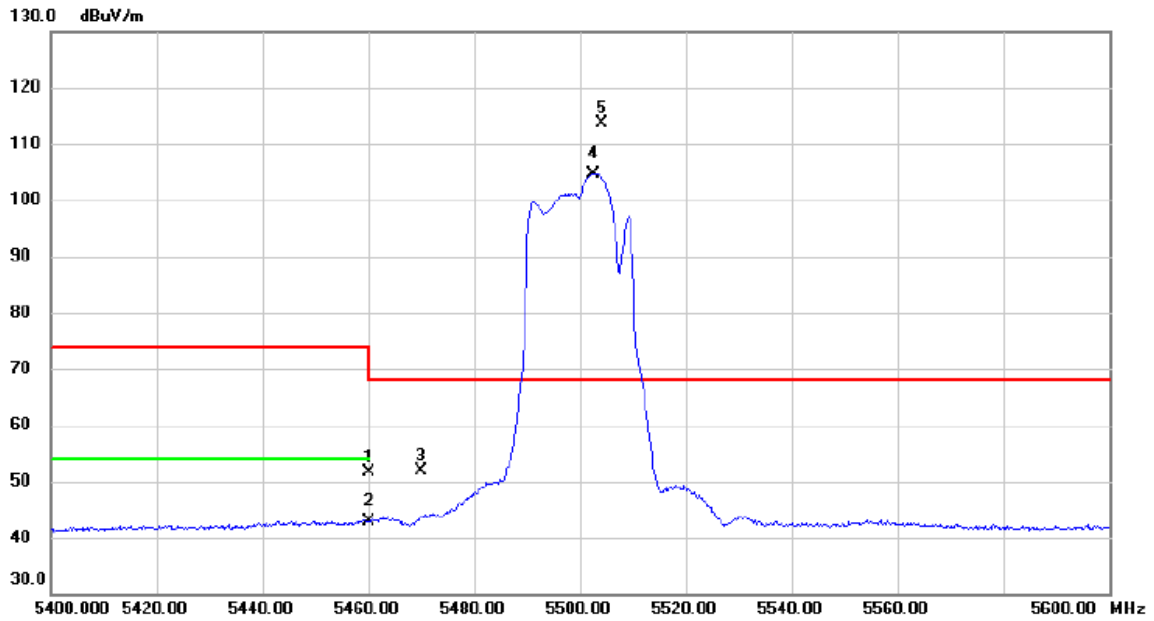


No.	Freq. MHz	Reading Level dBuV/m	Correct Factor dB	Measure ment dBuV/m	Limit dBuV/m	Margin dB	Detector	Comment
1 *	16775.3000	38.57	8.66	47.23	68.20	-20.97	Peak	

REMARKS:

- (1) Measurement Value = Reading Level + Correct Factor.
- (2) Margin Level = Measurement Value - Limit Value.

Test Mode	UNII-2C_TX BE(EHT20) Mode 5500 MHz	Polarization	Vertical
-----------	------------------------------------	--------------	----------

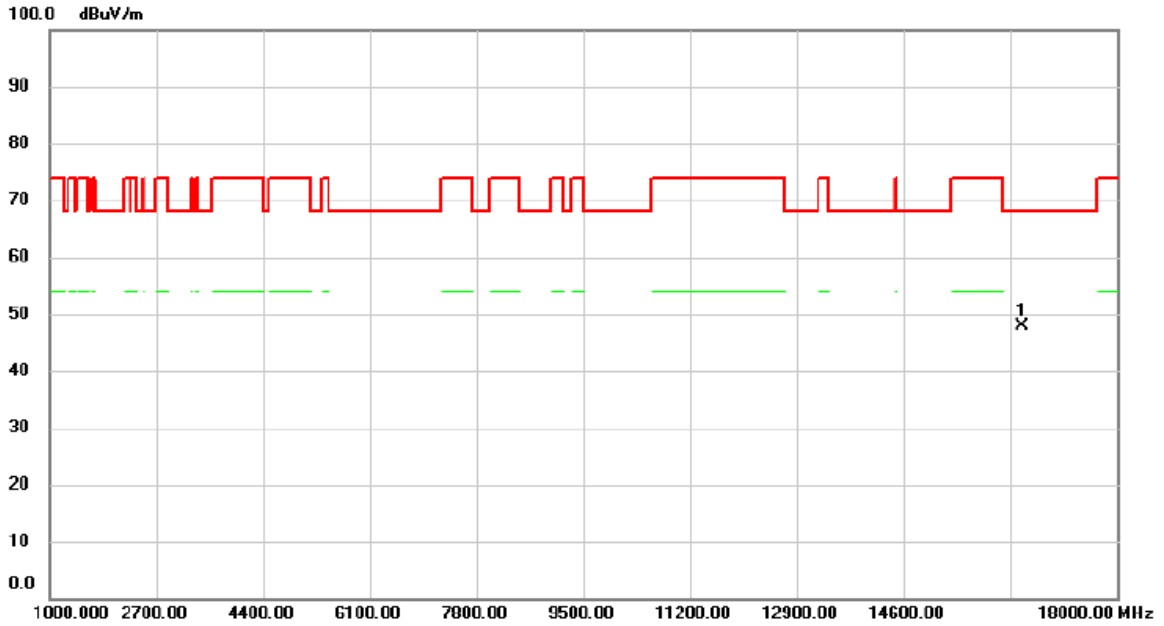


No.	Mk.	Freq. MHz	Reading Level dBuV	Correct Factor dB	Measure- ment dBuV/m	Limit dBuV/m	Margin dB	Detector	Comment
1		5460.000	39.19	12.52	51.71	74.00	-22.29	peak	
2		5460.000	30.36	12.52	42.88	54.00	-11.12	AVG	
3		5470.000	39.34	12.54	51.88	68.20	-16.32	peak	
4	X	5502.600	92.05	12.65	104.70	68.20	36.50	AVG	No Limit
5	*	5504.200	100.8	12.65	113.53	68.20	45.33	peak	No Limit

REMARKS:

- (1) Measurement Value = Reading Level + Correct Factor.
- (2) Margin Level = Measurement Value - Limit Value.

Test Mode	UNII-2C_TX BE(EHT20) Mode 5500 MHz	Polarization	Vertical
-----------	------------------------------------	--------------	----------



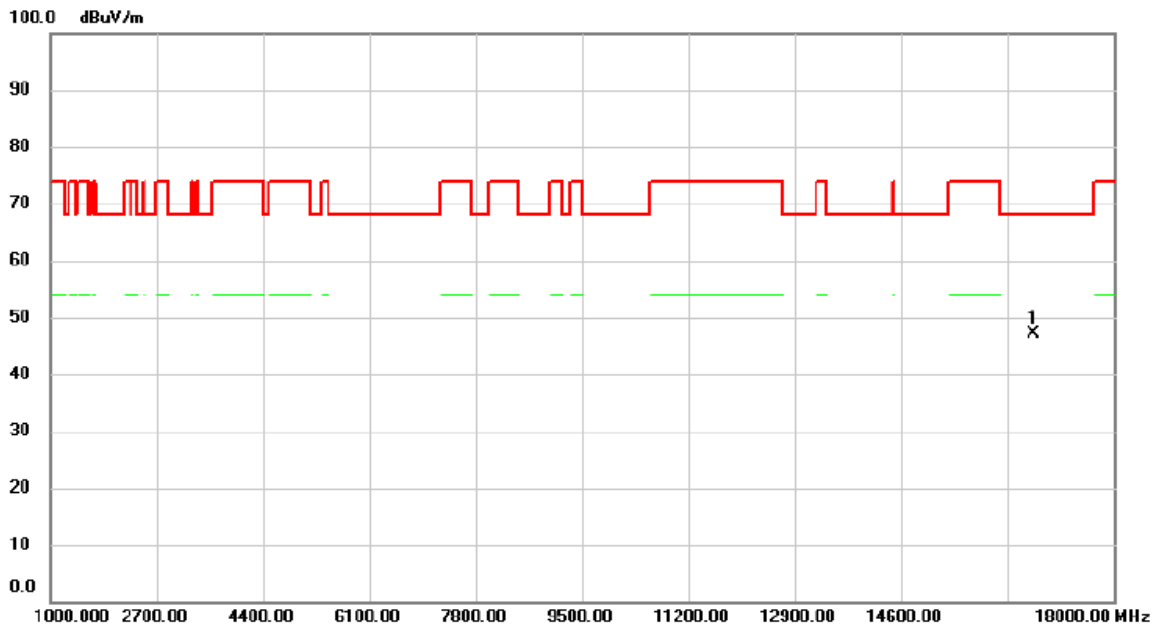
No.	Mk.	Freq. MHz	Reading Level dBuV	Correct Factor dB	Measure- ment dBuV/m	Limit dBuV/m	Margin dB	Detector	Comment
1	*	16482.37	39.26	8.58	47.84	68.20	-20.36	peak	

REMARKS:

(1) Measurement Value = Reading Level + Correct Factor.

(2) Margin Level = Measurement Value - Limit Value.

Test Mode	UNII-2C_TX BE(EHT20) Mode 5580 MHz	Polarization	Vertical
-----------	------------------------------------	--------------	----------

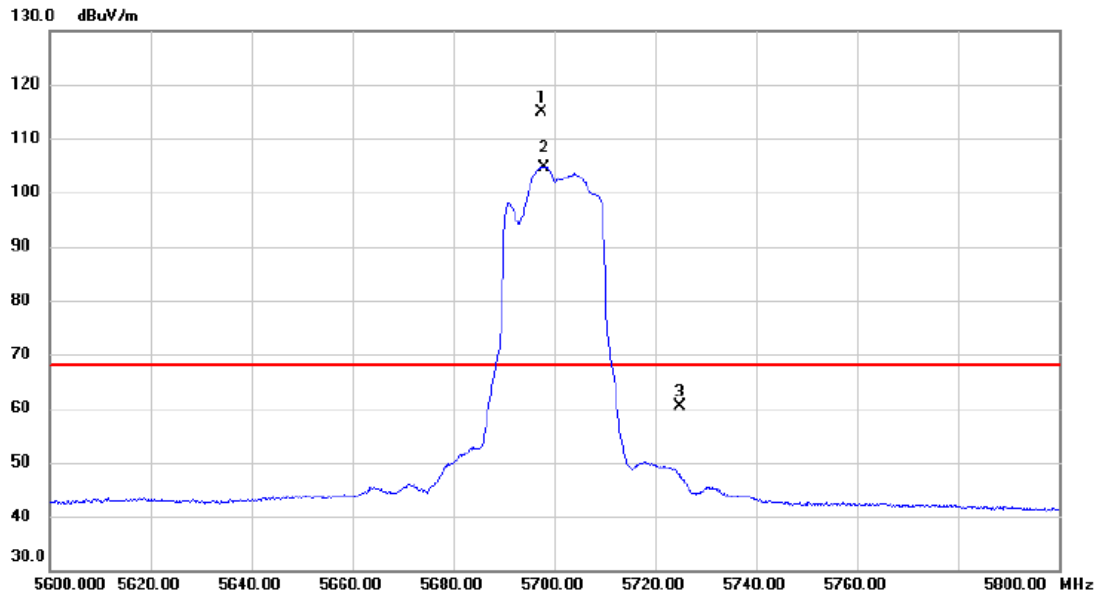


No.	Mk.	Freq.	Reading Level	Correct Factor	Measurement	Limit	Margin	Detector	Comment
		MHz	dBuV	dB	dBuV/m	dBuV/m	dB		
1	*	16730.02	38.45	8.66	47.11	68.20	-21.09	peak	

REMARKS:

- (1) Measurement Value = Reading Level + Correct Factor.
- (2) Margin Level = Measurement Value - Limit Value.

Test Mode	UNII-2C_TX BE(EHT20) Mode 5700 MHz	Polarization	Vertical
-----------	------------------------------------	--------------	----------

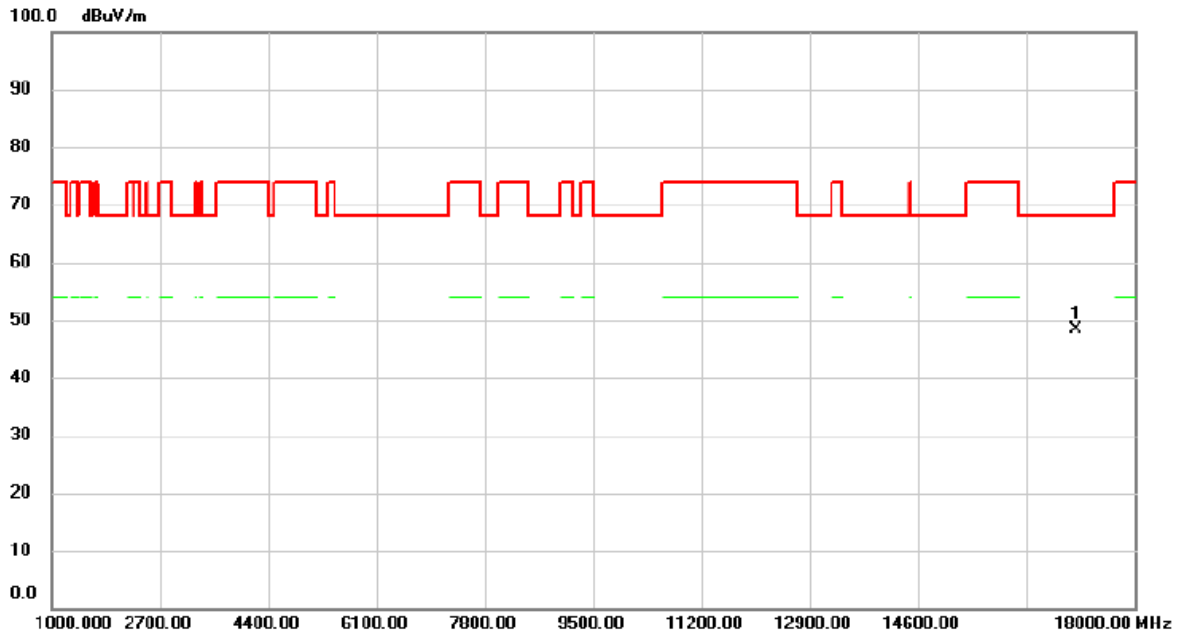


No.	Mk.	Freq. MHz	Reading Level dBuV	Correct Factor dB	Measure- ment dBuV/m	Limit dBuV/m	Margin dB	Detector	Comment
1	*	5697.500	101.8	12.98	114.84	68.20	46.64	peak	No Limit
2	X	5697.900	91.76	12.98	104.74	68.20	36.54	AVG	No Limit
3		5725.000	47.30	13.03	60.33	68.20	-7.87	peak	

REMARKS:

- (1) Measurement Value = Reading Level + Correct Factor.
- (2) Margin Level = Measurement Value - Limit Value.

Test Mode	UNII-2C_TX BE(EHT20) Mode 5700 MHz	Polarization	Vertical
-----------	------------------------------------	--------------	----------

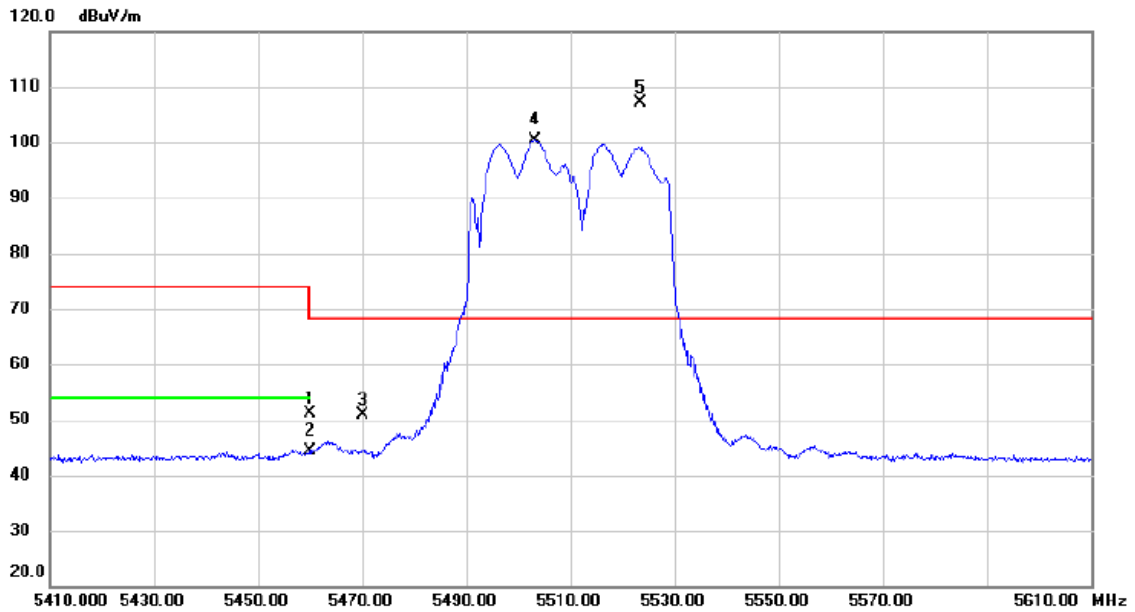


No.	Mk.	Freq.	Reading Level	Correct Factor	Measurement	Limit	Margin	Detector	Comment
		MHz	dBuV	dB	dBuV/m	dBuV/m	dB		
1	*	17080.77	39.59	8.80	48.39	68.20	-19.81	peak	

REMARKS:

- (1) Measurement Value = Reading Level + Correct Factor.
- (2) Margin Level = Measurement Value - Limit Value.

Test Mode	UNII-2C_TX BE(EHT40) Mode 5510 MHz	Polarization	Vertical
-----------	------------------------------------	--------------	----------

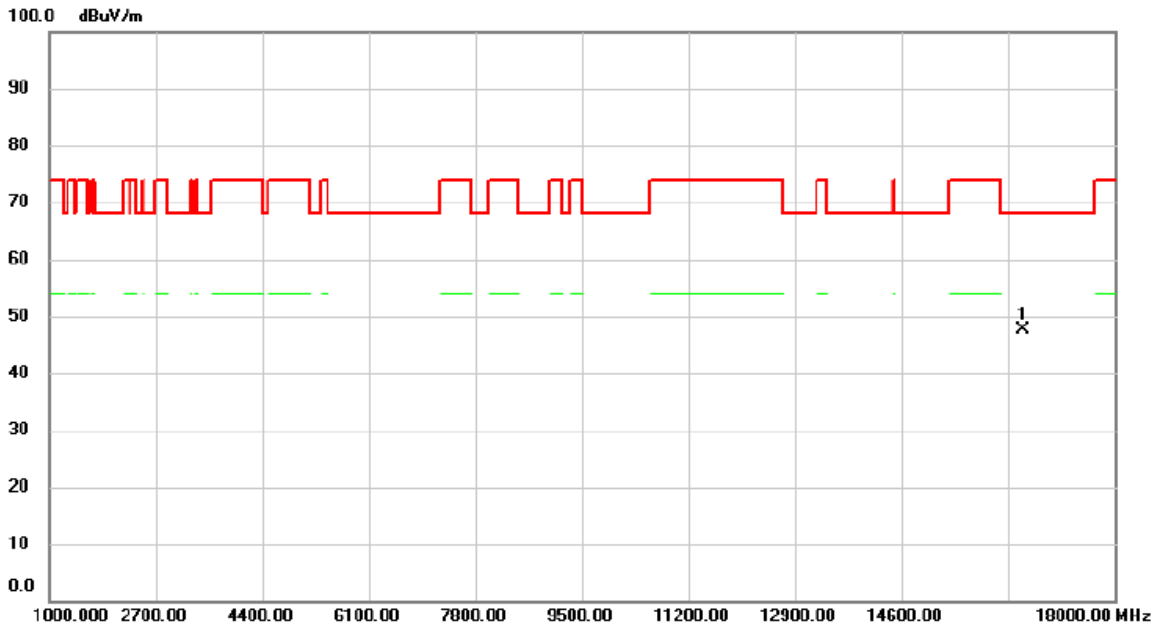


No.	Mk.	Freq. MHz	Reading Level dBuV	Correct Factor dB	Measure- ment dBuV/m	Limit dBuV/m	Margin dB	Detector	Comment
1		5460.000	38.69	12.52	51.21	74.00	-22.79	peak	
2		5460.000	31.76	12.52	44.28	54.00	-9.72	AVG	
3		5470.000	38.37	12.54	50.91	68.20	-17.29	peak	
4	X	5503.300	87.65	12.65	100.30	68.20	32.10	AVG	No Limit
5	*	5523.400	94.40	12.70	107.10	68.20	38.90	peak	No Limit

REMARKS:

- (1) Measurement Value = Reading Level + Correct Factor.
- (2) Margin Level = Measurement Value - Limit Value.

Test Mode	UNII-2C_TX BE(EHT40) Mode 5510 MHz	Polarization	Vertical
-----------	------------------------------------	--------------	----------

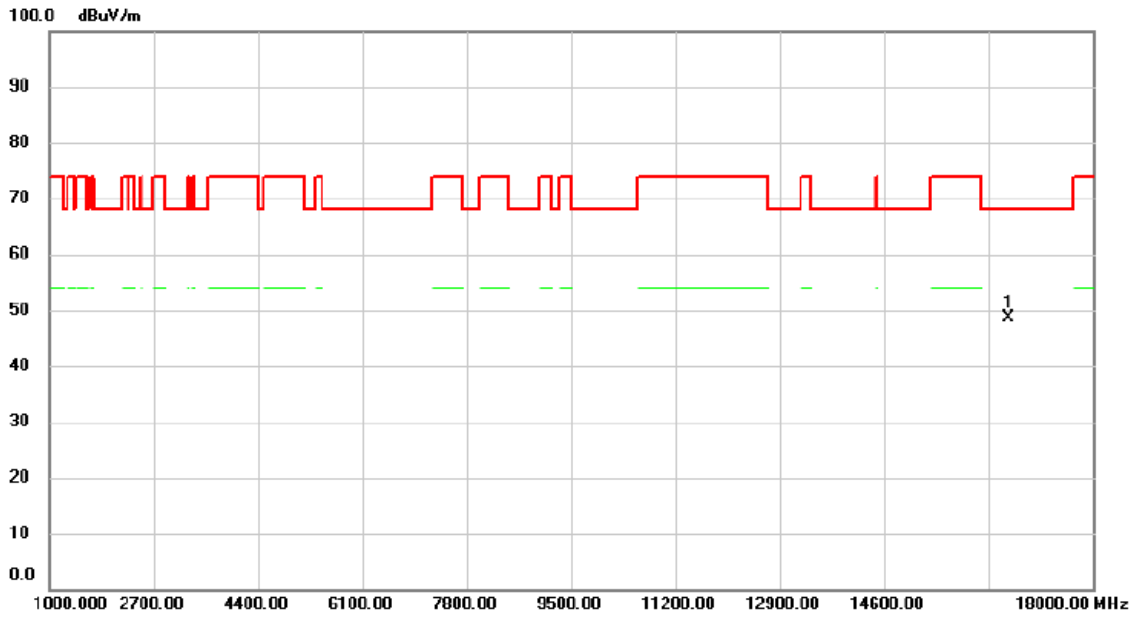


No.	Mk.	Freq. MHz	Reading Level dBuV	Correct Factor dB	Measure- ment dBuV/m	Limit dBuV/m	Margin dB	Detector	Comment
1	*	16533.32	38.94	8.60	47.54	68.20	-20.66	peak	

REMARKS:

- (1) Measurement Value = Reading Level + Correct Factor.
- (2) Margin Level = Measurement Value - Limit Value.

Test Mode	UNII-2C_TX BE(EHT40) Mode 5550 MHz	Polarization	Vertical
-----------	------------------------------------	--------------	----------

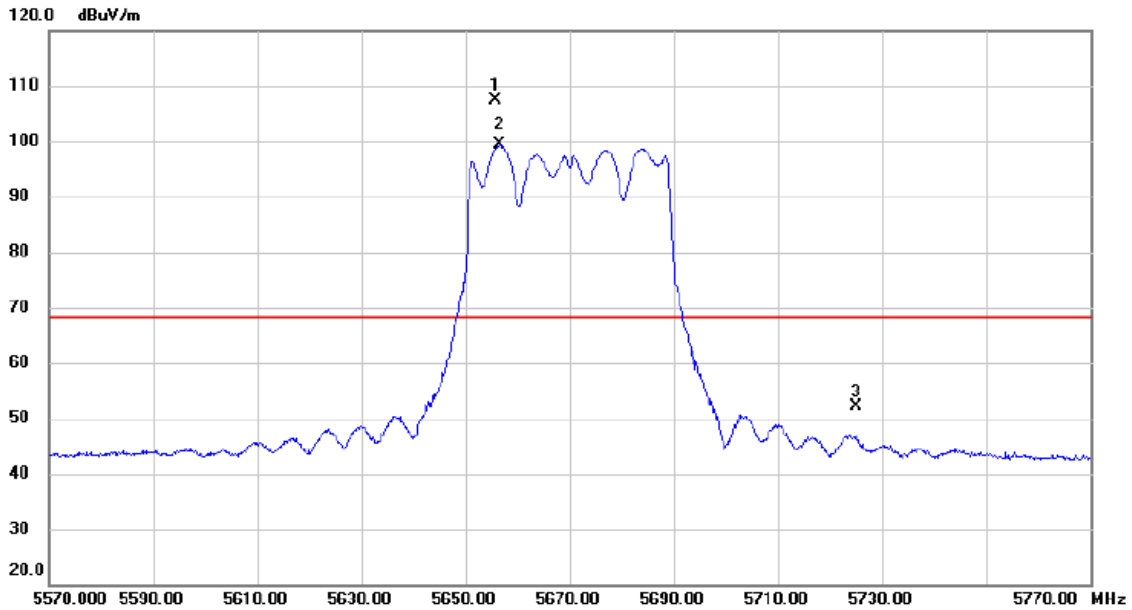


No.	Mk.	Freq. MHz	Reading Level dBuV	Correct Factor dB	Measure- ment dBuV/m	Limit dBuV/m	Margin dB	Detector	Comment
1	*	16636.92	39.88	8.63	48.51	68.20	-19.69	peak	

REMARKS:

- (1) Measurement Value = Reading Level + Correct Factor.
- (2) Margin Level = Measurement Value - Limit Value.

Test Mode	UNII-2C_TX BE(EHT40) Mode 5670 MHz	Polarization	Vertical
-----------	------------------------------------	--------------	----------

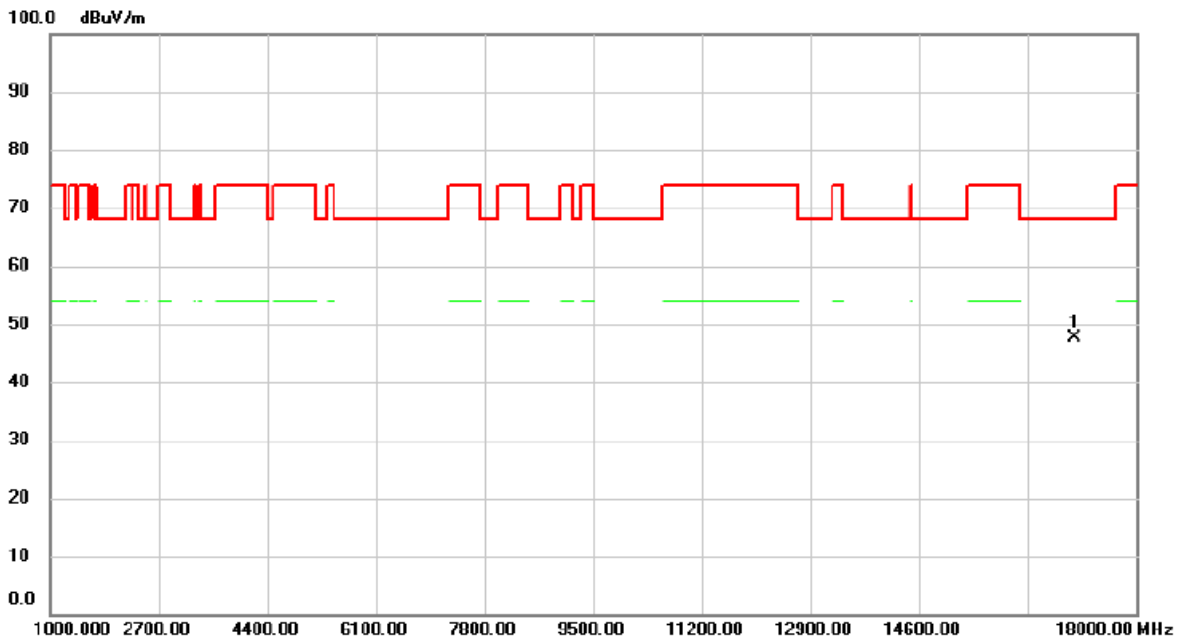


No.	Mk.	Freq. MHz	Reading Level dBuV	Correct Factor dB	Measure- ment dBuV/m	Limit dBuV/m	Margin dB	Detector	Comment
1	*	5655.600	94.56	12.92	107.48	68.20	39.28	peak	No Limit
2	X	5656.600	86.58	12.92	99.50	68.20	31.30	AVG	No Limit
3		5725.000	39.00	13.03	52.03	68.20	-16.17	peak	

REMARKS:

- (1) Measurement Value = Reading Level + Correct Factor.
- (2) Margin Level = Measurement Value - Limit Value.

Test Mode	UNII-2C_TX BE(EHT40) Mode 5670 MHz	Polarization	Vertical
-----------	------------------------------------	--------------	----------

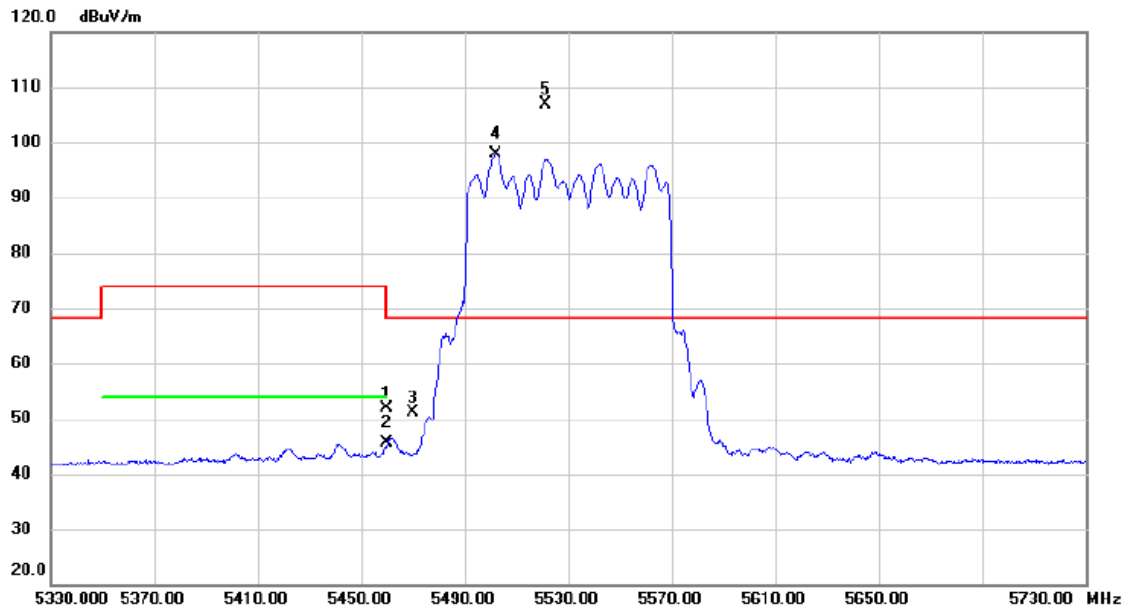


No.	Mk.	Freq.	Reading Level	Correct Factor	Measurement	Limit	Margin	Detector	Comment
		MHz	dBuV	dB	dBuV/m	dBuV/m	dB		
1	*	17027.02	38.97	8.74	47.71	68.20	-20.49	peak	

REMARKS:

- (1) Measurement Value = Reading Level + Correct Factor.
- (2) Margin Level = Measurement Value - Limit Value.

Test Mode	UNII-2C_TX BE(EHT80) Mode 5530 MHz	Polarization	Vertical
-----------	------------------------------------	--------------	----------

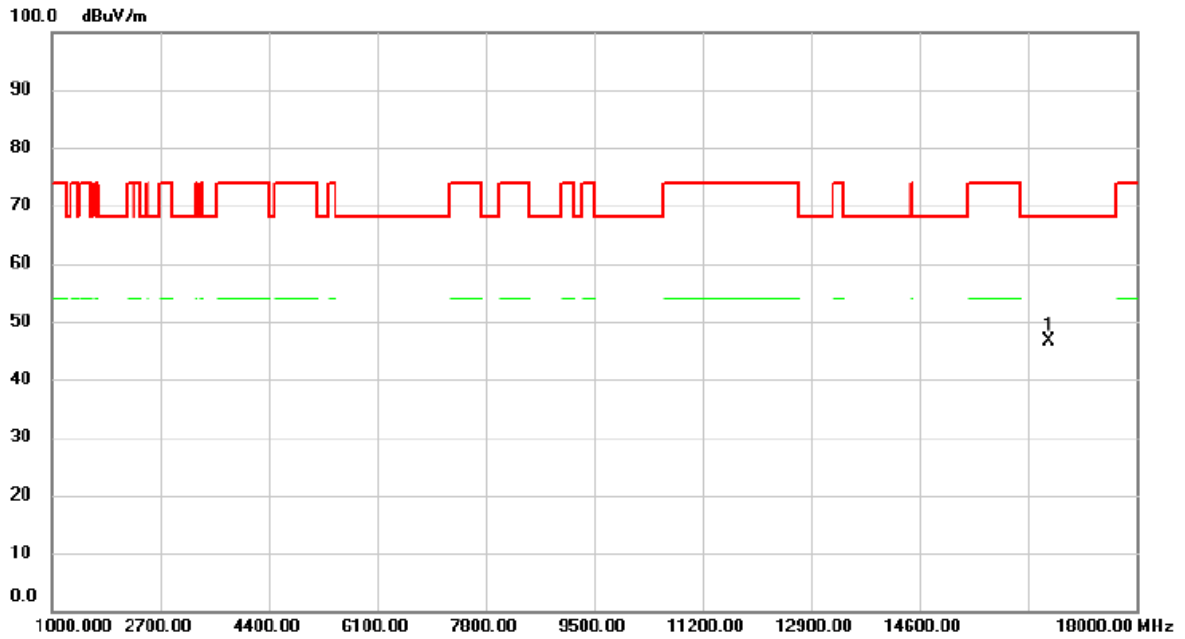


No.	Mk.	Freq. MHz	Reading Level dBuV	Correct Factor dB	Measure- ment dBuV/m	Limit dBuV/m	Margin dB	Detector	Comment
1		5460.000	39.28	12.52	51.80	74.00	-22.20	peak	
2		5460.000	33.02	12.52	45.54	54.00	-8.46	AVG	
3		5470.000	38.62	12.54	51.16	68.20	-17.04	peak	
4	X	5502.000	85.17	12.65	97.82	68.20	29.62	AVG	No Limit
5	*	5521.200	94.11	12.69	106.80	68.20	38.60	peak	No Limit

REMARKS:

- (1) Measurement Value = Reading Level + Correct Factor.
- (2) Margin Level = Measurement Value - Limit Value.

Test Mode	UNII-2C_TX BE(EHT80) Mode 5530 MHz	Polarization	Vertical
-----------	------------------------------------	--------------	----------

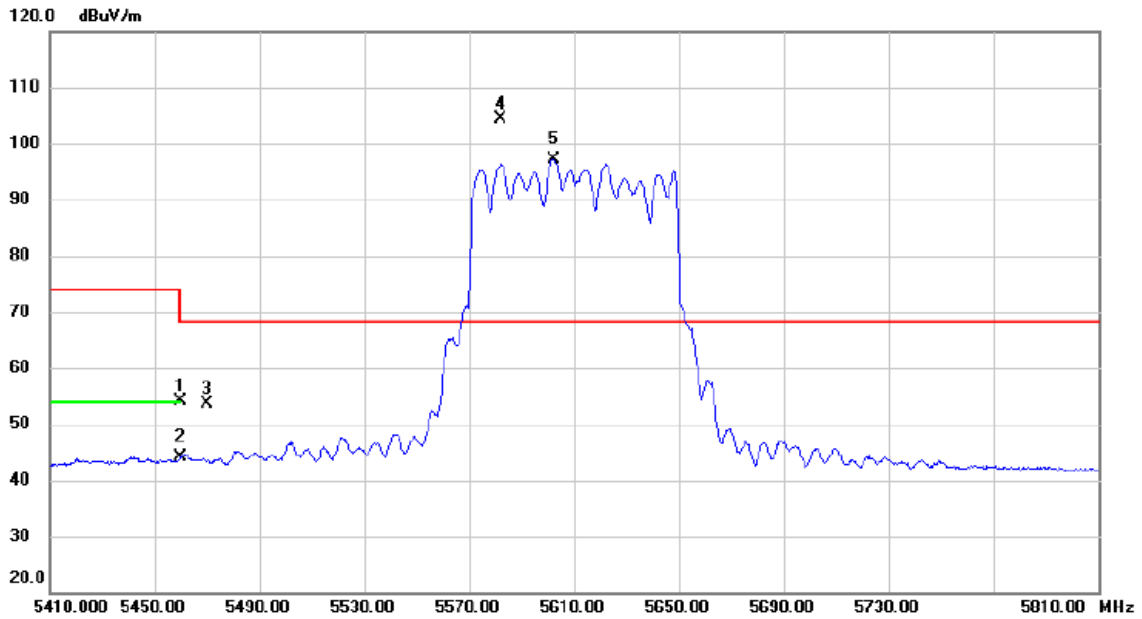


No.	Mk.	Freq. MHz	Reading Level dBuV	Correct Factor dB	Measure- ment dBuV/m	Limit dBuV/m	Margin dB	Detector	Comment
1	*	16634.05	38.01	8.63	46.64	68.20	-21.56	peak	

REMARKS:

- (1) Measurement Value = Reading Level + Correct Factor.
- (2) Margin Level = Measurement Value - Limit Value.

Test Mode	UNII-2C_TX BE(EHT80) Mode 5610 MHz	Polarization	Vertical
-----------	------------------------------------	--------------	----------

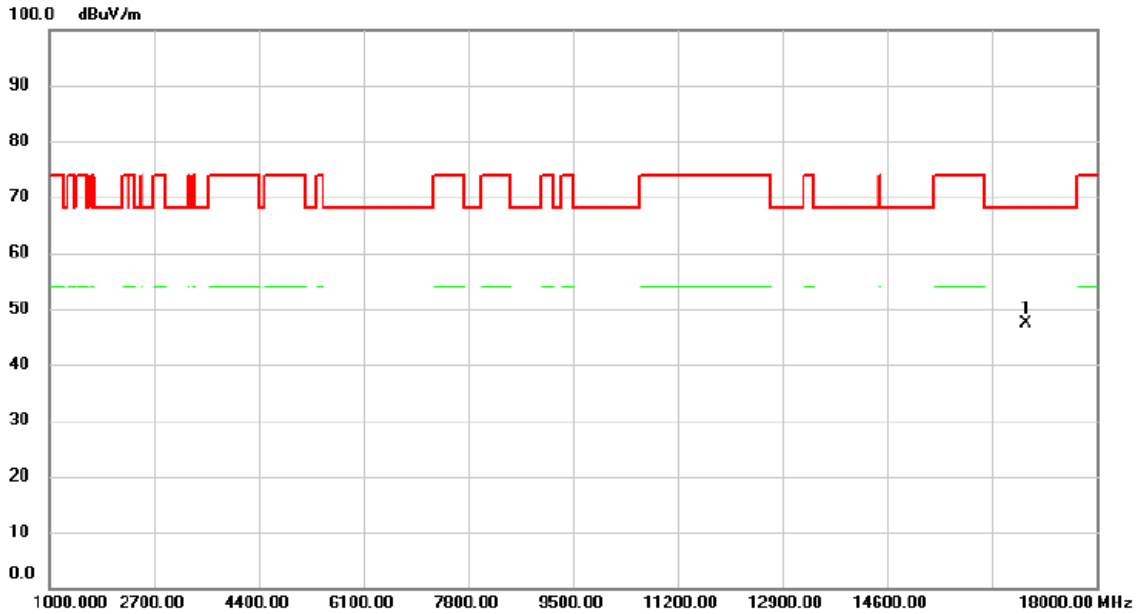


No.	Mk.	Freq. MHz	Reading Level dBuV	Correct Factor dB	Measure- ment dBuV/m	Limit dBuV/m	Margin dB	Detector	Comment
1		5460.000	41.57	12.52	54.09	74.00	-19.91	peak	
2		5460.000	31.55	12.52	44.07	54.00	-9.93	AVG	
3		5470.000	41.13	12.54	53.67	68.20	-14.53	peak	
4	*	5582.000	91.58	12.80	104.38	68.20	36.18	peak	No Limit
5	X	5602.200	84.29	12.82	97.11	68.20	28.91	AVG	No Limit

REMARKS:

- (1) Measurement Value = Reading Level + Correct Factor.
- (2) Margin Level = Measurement Value - Limit Value.

Test Mode	UNII-2C_TX BE(EHT80) Mode 5610 MHz	Polarization	Vertical
-----------	------------------------------------	--------------	----------

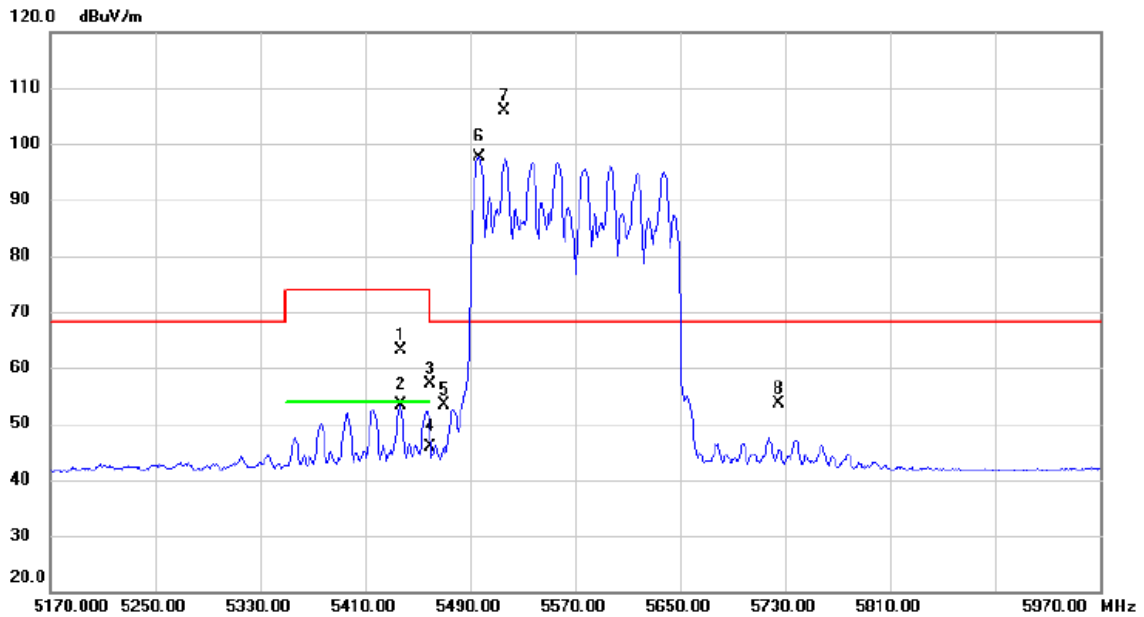


No.	Mk.	Freq. MHz	Reading Level dBuV	Correct Factor dB	Measure- ment dBuV/m	Limit dBuV/m	Margin dB	Detector	Comment
1	*	16858.40	38.77	8.68	47.45	68.20	-20.75	peak	

REMARKS:

- (1) Measurement Value = Reading Level + Correct Factor.
- (2) Margin Level = Measurement Value - Limit Value.

Test Mode	UNII-2C_TX BE(EHT160) Mode 5570 MHz	Polarization	Vertical
-----------	-------------------------------------	--------------	----------

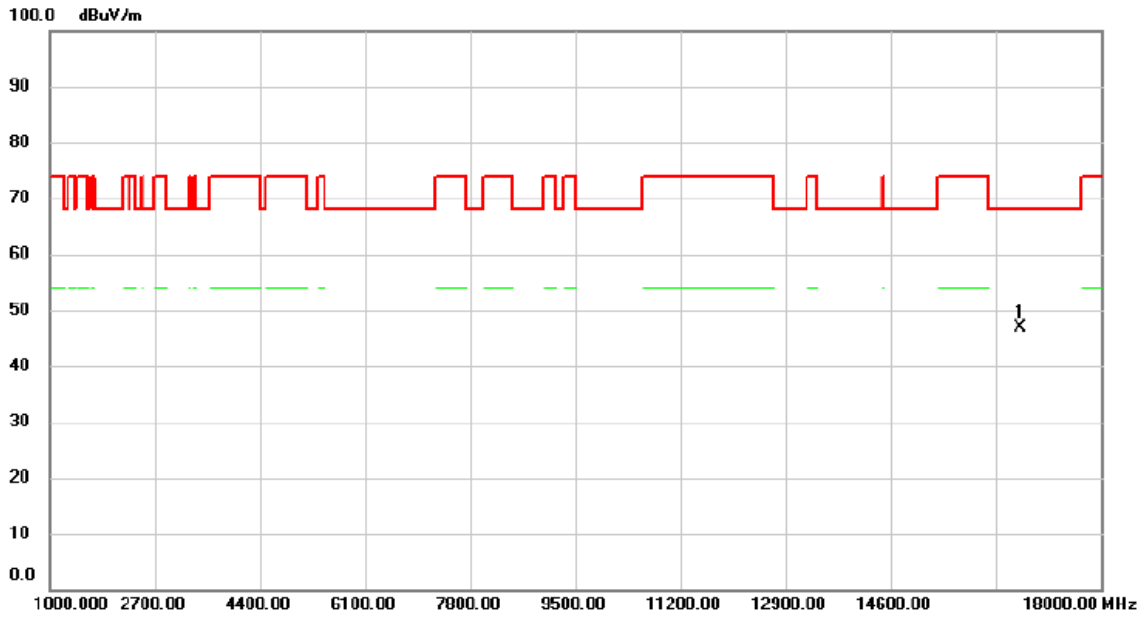


No.	Mk.	Freq. MHz	Reading Level dBuV	Correct Factor dB	Measure- ment dBuV/m	Limit dBuV/m	Margin dB	Detector	Comment
1		5437.200	50.68	12.44	63.12	74.00	-10.88	peak	
2		5437.200	40.91	12.44	53.35	54.00	-0.65	AVG	
3		5460.000	44.53	12.52	57.05	74.00	-16.95	peak	
4		5460.000	33.28	12.52	45.80	54.00	-8.20	AVG	
5		5470.000	40.92	12.54	53.46	68.20	-14.74	peak	
6	X	5496.800	84.87	12.65	97.52	68.20	29.32	AVG	No Limit
7	*	5515.600	93.28	12.68	105.96	68.20	37.76	peak	No Limit
8		5725.000	40.51	13.03	53.54	68.20	-14.66	peak	

REMARKS:

- (1) Measurement Value = Reading Level + Correct Factor.
- (2) Margin Level = Measurement Value - Limit Value.

Test Mode	UNII-2C_TX BE(EHT160) Mode 5570 MHz	Polarization	Vertical
-----------	-------------------------------------	--------------	----------

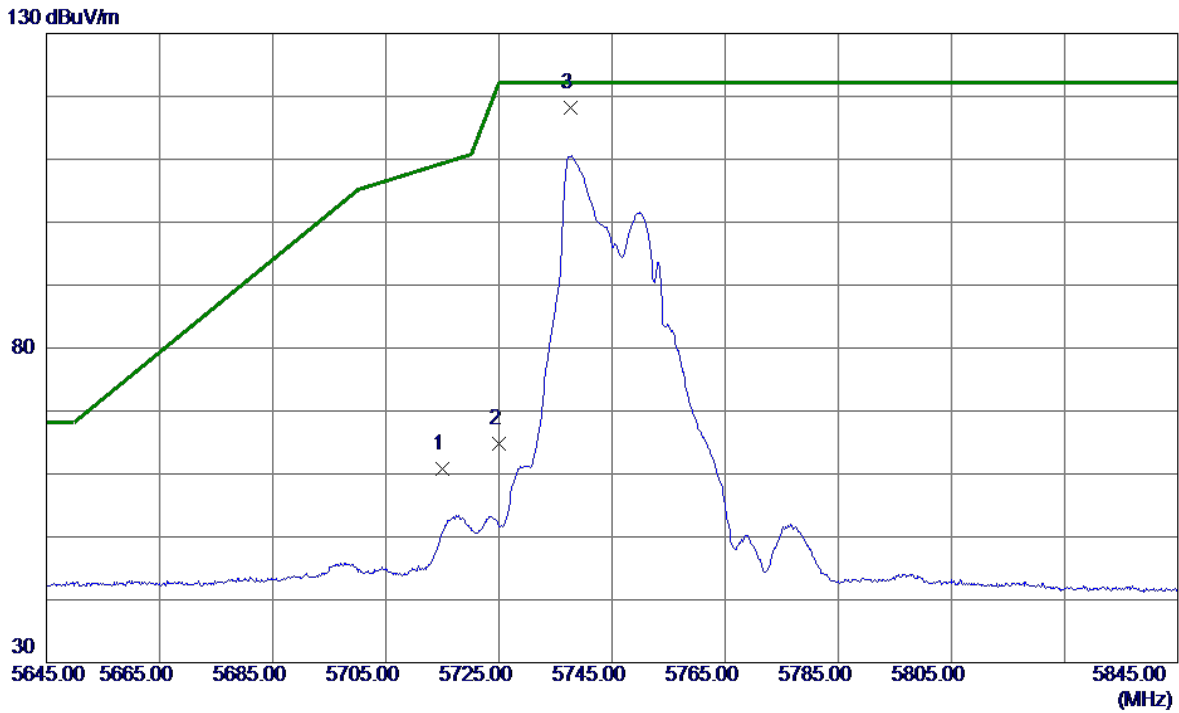


No.	Mk.	Freq. MHz	Reading Level dBuV	Correct Factor dB	Measure- ment dBuV/m	Limit dBuV/m	Margin dB	Detector	Comment
1	*	16697.27	38.24	8.64	46.88	68.20	-21.32	peak	

REMARKS:

- (1) Measurement Value = Reading Level + Correct Factor.
- (2) Margin Level = Measurement Value - Limit Value.

Test Mode	UNII-3_TX A Mode 5745 MHz	Polarization	Vertical
-----------	---------------------------	--------------	----------

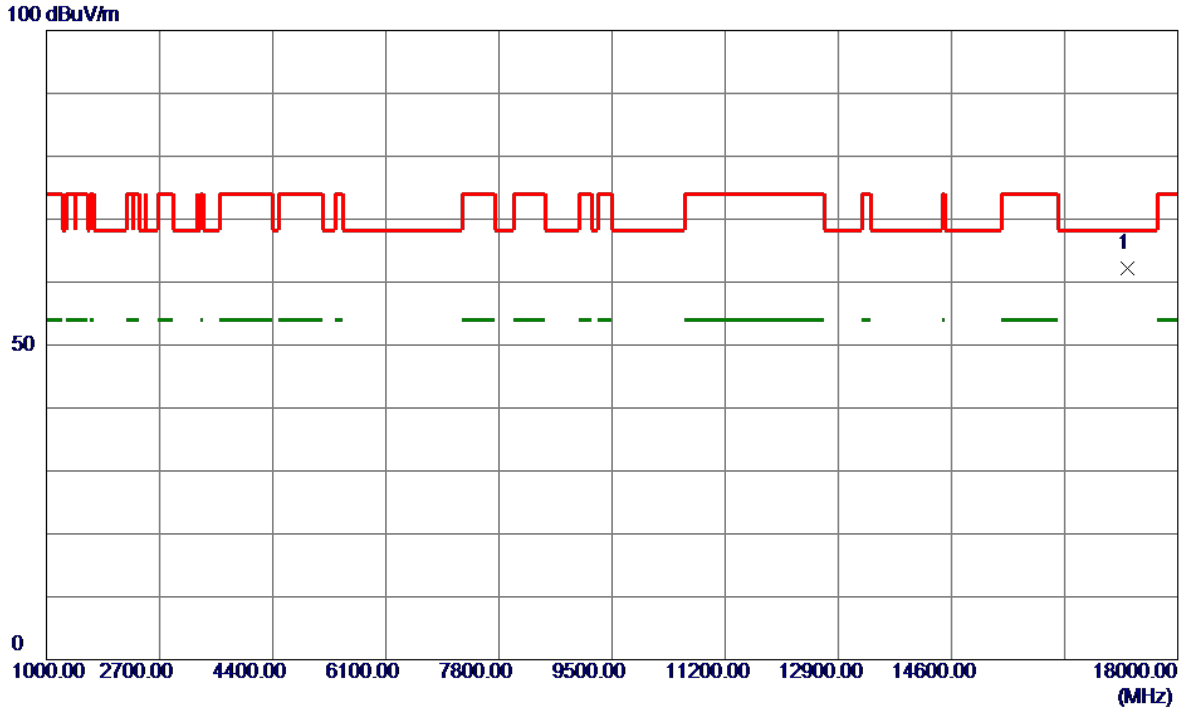


No.	Freq. MHz	Reading Level dBuV/m	Correct Factor dB	Measure ment dBuV/m	Limit dBuV/m	Margin dB	Detector	Comment
1	5715.0000	47.83	13.01	60.84	109.40	-48.56	Peak	
2	5725.0000	51.69	13.03	64.72	122.20	-57.48	Peak	
3 *	5737.7000	105.06	13.05	118.11	122.20	-4.09	Peak	No Limit

REMARKS:

- (1) Measurement Value = Reading Level + Correct Factor.
- (2) Margin Level = Measurement Value - Limit Value.

Test Mode	UNII-3_TX A Mode 5745 MHz	Polarization	Vertical
-----------	---------------------------	--------------	----------

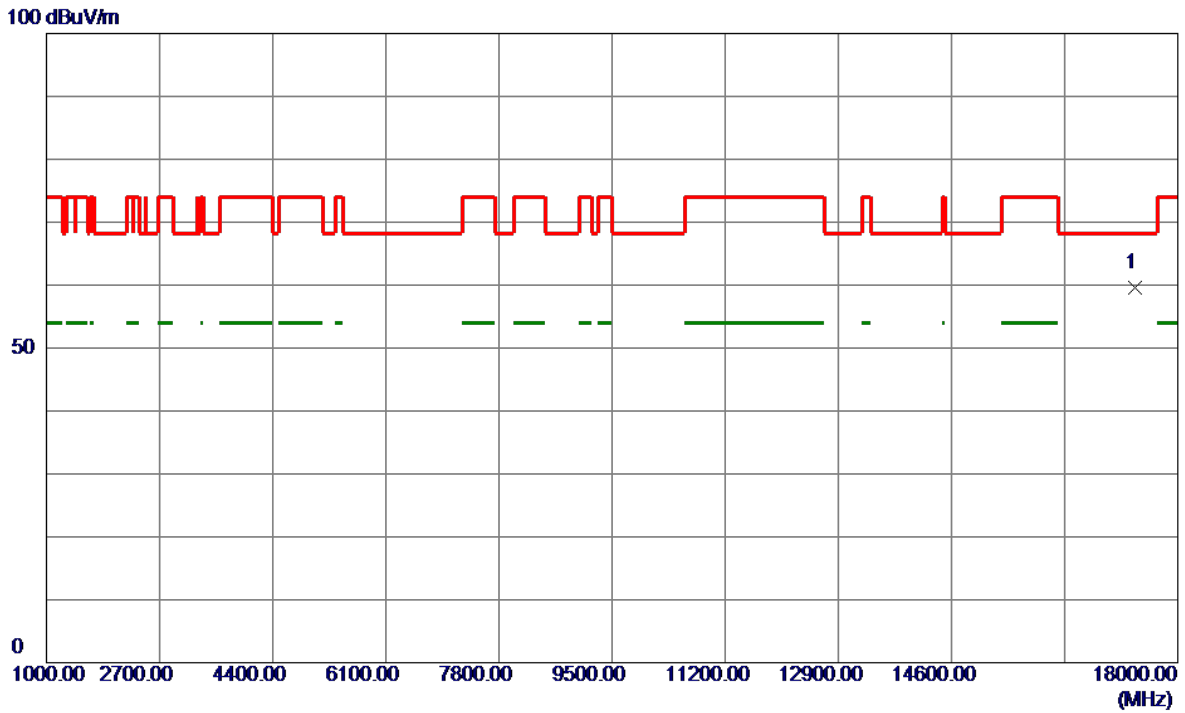


No.	Freq. MHz	Reading Level dBuV/m	Correct Factor dB	Measure ment dBuV/m	Limit dBuV/m	Margin dB	Detector	Comment
1 *	17240.1750	53.25	8.95	62.20	68.20	-6.00	Peak	

REMARKS:

- (1) Measurement Value = Reading Level + Correct Factor.
- (2) Margin Level = Measurement Value - Limit Value.

Test Mode	UNII-3_TX A Mode 5785 MHz	Polarization	Vertical
-----------	---------------------------	--------------	----------

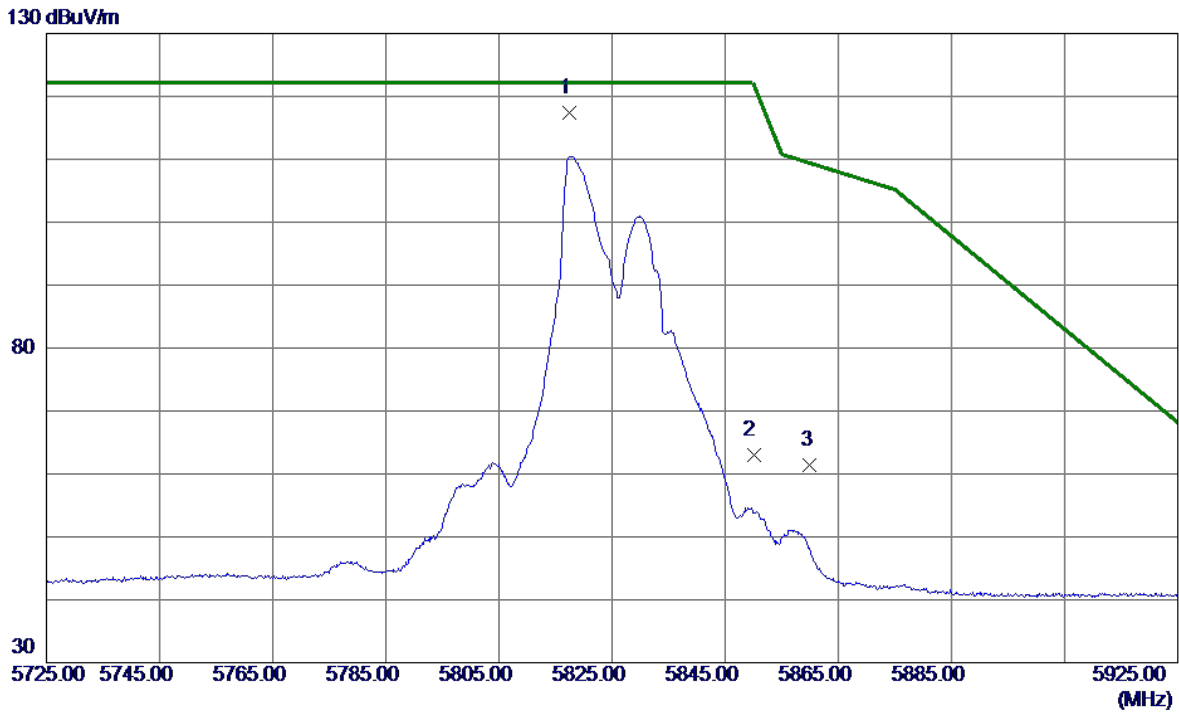


No.	Freq. MHz	Reading Level dBuV/m	Correct Factor dB	Measure ment dBuV/m	Limit dBuV/m	Margin dB	Detector	Comment
1 *	17359.9500	50.63	9.06	59.69	68.20	-8.51	Peak	

REMARKS:

- (1) Measurement Value = Reading Level + Correct Factor.
- (2) Margin Level = Measurement Value - Limit Value.

Test Mode	UNII-3_TX A Mode 5825 MHz	Polarization	Vertical
-----------	---------------------------	--------------	----------

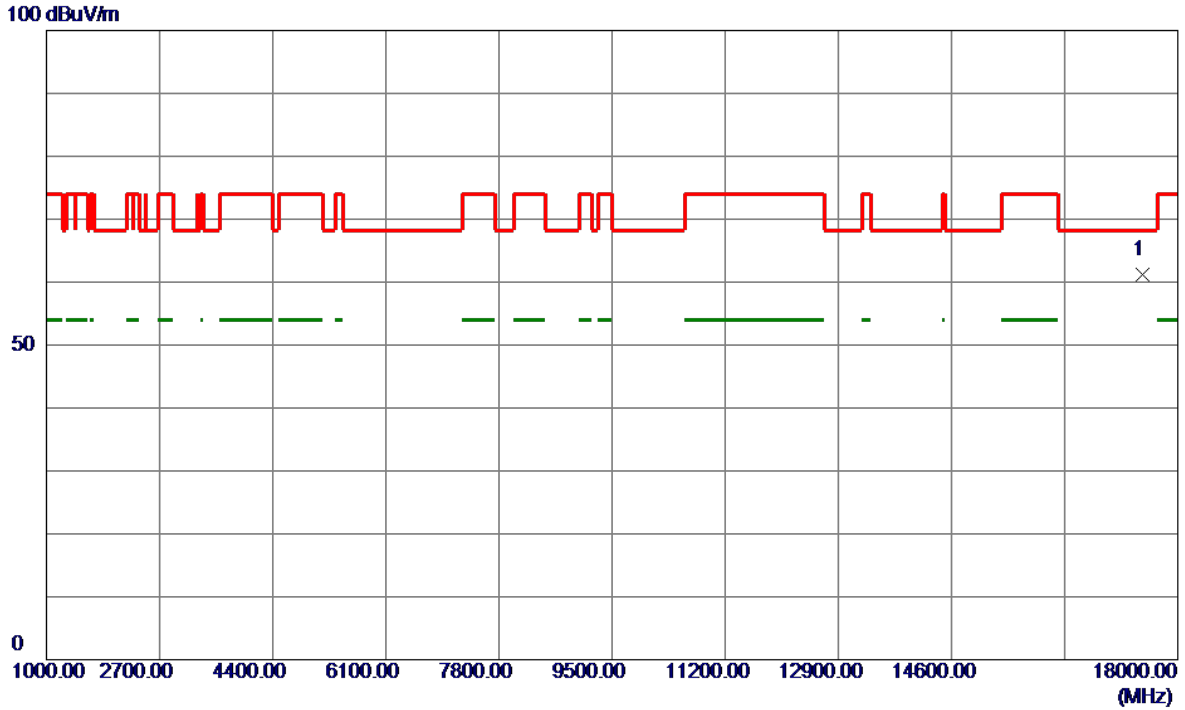


No.	Freq. MHz	Reading Level dBuV/m	Correct Factor dB	Measure ment dBuV/m	Limit dBuV/m	Margin dB	Detector	Comment
1 *	5817.4000	104.14	13.19	117.33	122.20	-4.87	Peak	No Limit
2	5850.0000	49.83	13.24	63.07	122.20	-59.13	Peak	
3	5860.0000	48.22	13.26	61.48	109.40	-47.92	Peak	

REMARKS:

- (1) Measurement Value = Reading Level + Correct Factor.
- (2) Margin Level = Measurement Value - Limit Value.

Test Mode	UNII-3_TX A Mode 5825 MHz	Polarization	Vertical
-----------	---------------------------	--------------	----------

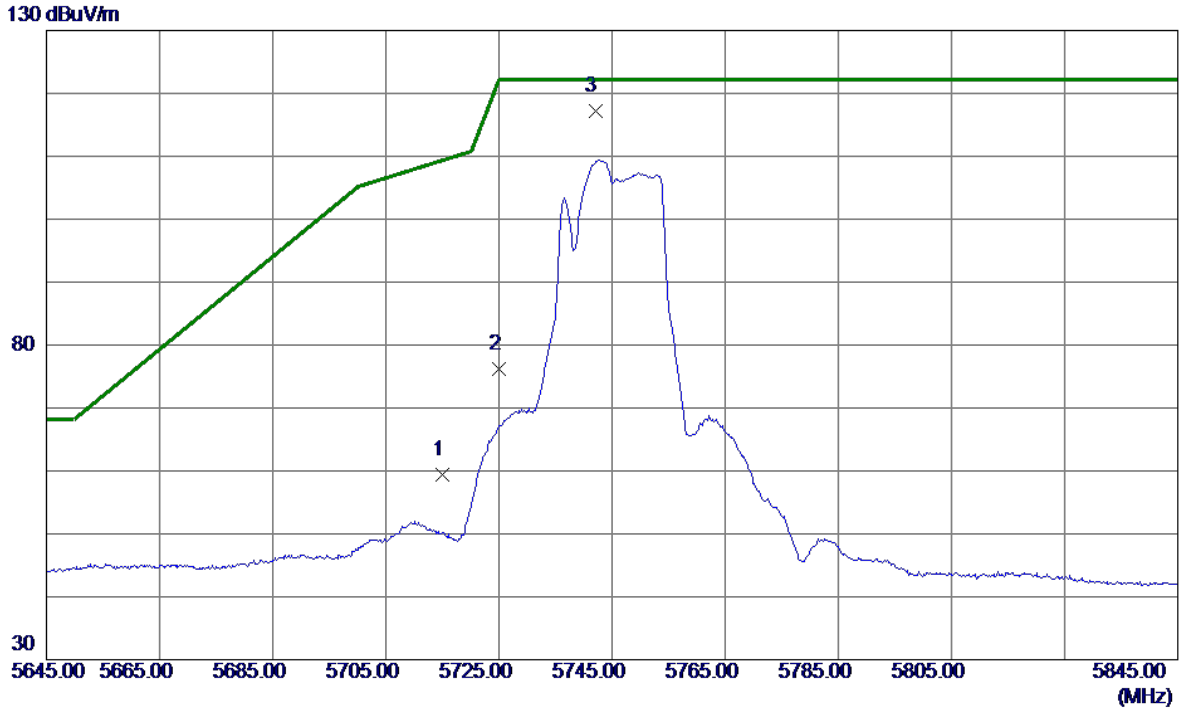


No.	Freq. MHz	Reading Level dBuV/m	Correct Factor dB	Measure ment dBuV/m	Limit dBuV/m	Margin dB	Detector	Comment
1	17477.7500	52.10	9.17	61.27	999.00	-937.73	AVG	

REMARKS:

- (1) Measurement Value = Reading Level + Correct Factor.
- (2) Margin Level = Measurement Value - Limit Value.

Test Mode	UNII-3_TX AC(VHT20) Mode 5745 MHz	Polarization	Vertical
-----------	-----------------------------------	--------------	----------

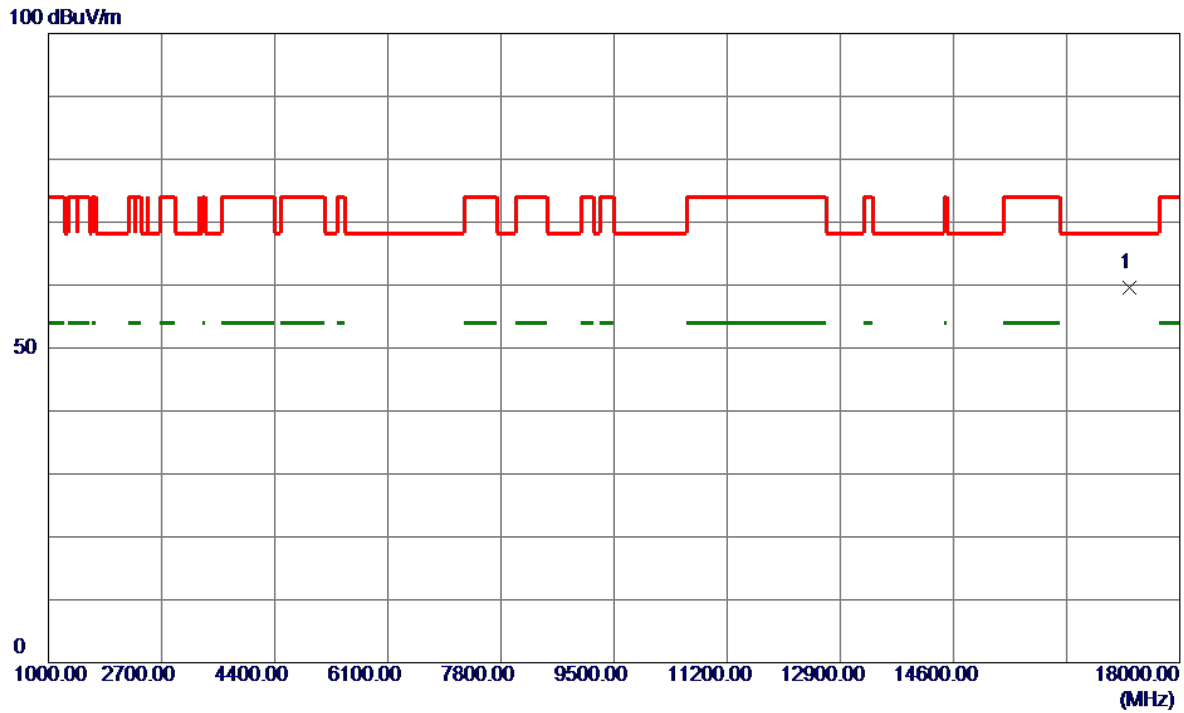


No.	Freq. MHz	Reading Level dBuV/m	Correct Factor dB	Measure ment dBuV/m	Limit dBuV/m	Margin dB	Detector	Comment
1	5715.0000	46.41	13.01	59.42	109.40	-49.98	Peak	
2	5725.0000	63.10	13.03	76.13	122.20	-46.07	Peak	
3 *	5742.0000	104.11	13.06	117.17	122.20	-5.03	Peak	No Limit

REMARKS:

- (1) Measurement Value = Reading Level + Correct Factor.
- (2) Margin Level = Measurement Value - Limit Value.

Test Mode	UNII-3_TX AC(VHT20) Mode 5745 MHz	Polarization	Vertical
-----------	-----------------------------------	--------------	----------

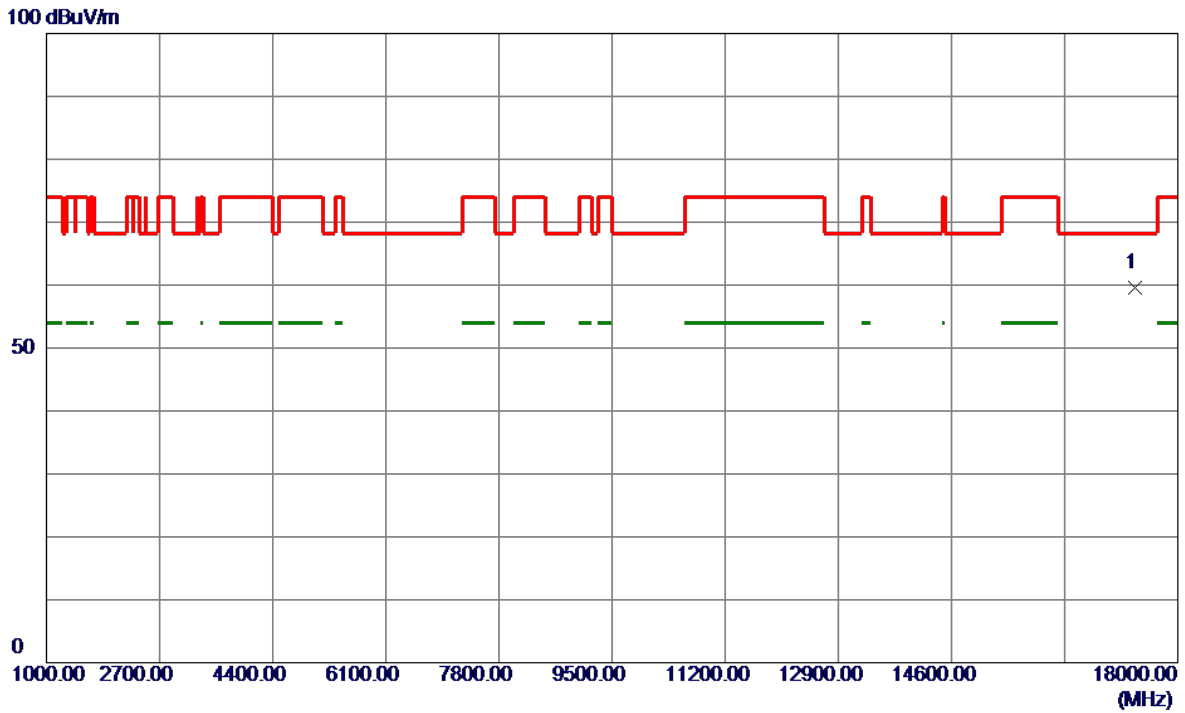


No.	Freq. MHz	Reading Level dBuV/m	Correct Factor dB	Measure ment dBuV/m	Limit dBuV/m	Margin dB	Detector	Comment
1 *	17243.7000	50.64	8.95	59.59	68.20	-8.61	Peak	

REMARKS:

- (1) Measurement Value = Reading Level + Correct Factor.
- (2) Margin Level = Measurement Value - Limit Value.

Test Mode	UNII-3_TX AC(VHT20) Mode 5785 MHz	Polarization	Vertical
-----------	-----------------------------------	--------------	----------

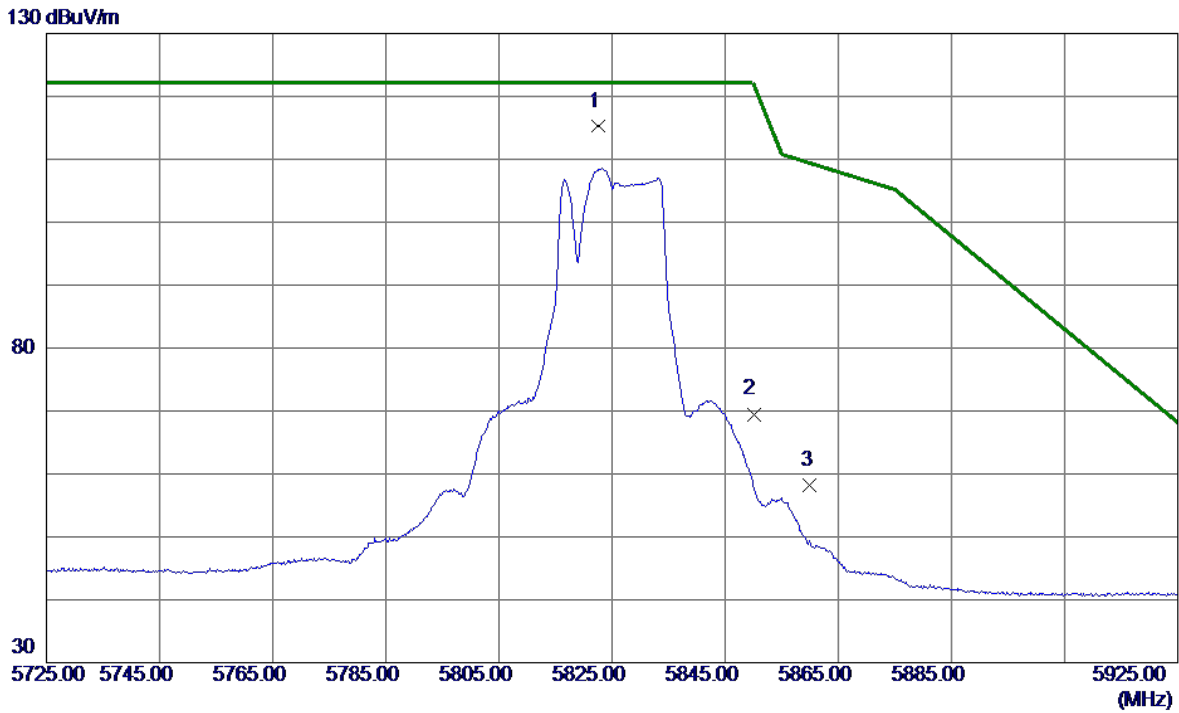


No.	Freq. MHz	Reading Level dBuV/m	Correct Factor dB	Measure ment dBuV/m	Limit dBuV/m	Margin dB	Detector	Comment
1 *	17359.4000	50.63	9.06	59.69	68.20	-8.51	Peak	

REMARKS:

- (1) Measurement Value = Reading Level + Correct Factor.
- (2) Margin Level = Measurement Value - Limit Value.

Test Mode	UNII-3_TX AC(VHT20) Mode 5825 MHz	Polarization	Vertical
-----------	-----------------------------------	--------------	----------

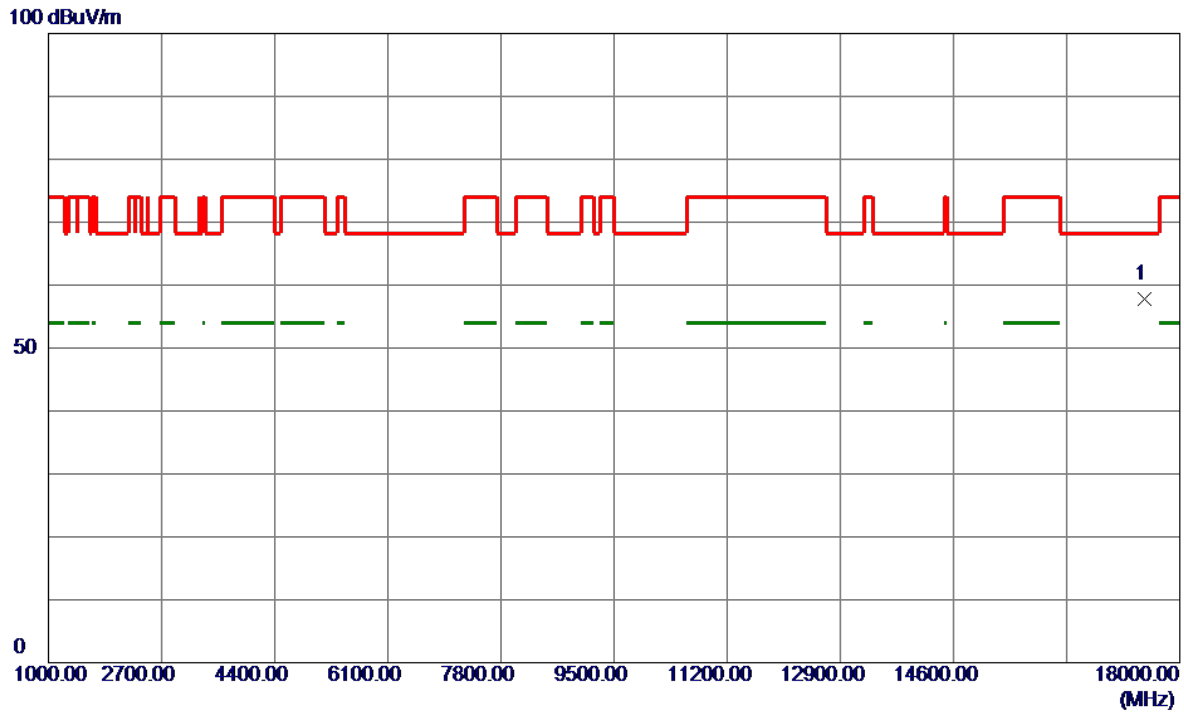


No.	Freq. MHz	Reading Level dBuV/m	Correct Factor dB	Measure ment dBuV/m	Limit dBuV/m	Margin dB	Detector	Comment
1 *	5822.5000	102.11	13.19	115.30	122.20	-6.90	Peak	No Limit
2	5850.0000	56.26	13.24	69.50	122.20	-52.70	Peak	
3	5860.0000	44.99	13.26	58.25	109.40	-51.15	Peak	

REMARKS:

- (1) Measurement Value = Reading Level + Correct Factor.
- (2) Margin Level = Measurement Value - Limit Value.

Test Mode	UNII-3_TX AC(VHT20) Mode 5825 MHz	Polarization	Vertical
-----------	-----------------------------------	--------------	----------

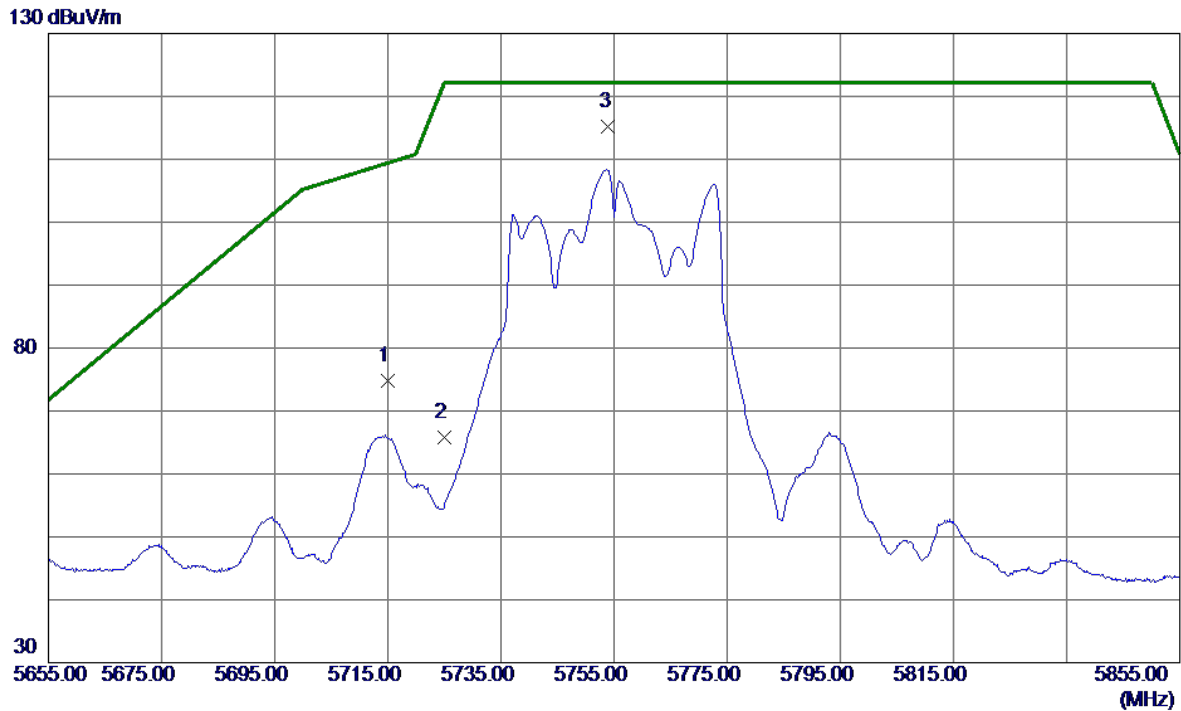


No.	Freq. MHz	Reading Level dBuV/m	Correct Factor dB	Measure ment dBuV/m	Limit dBuV/m	Margin dB	Detector	Comment
1 *	17471.5000	48.58	9.17	57.75	68.20	-10.45	Peak	

REMARKS:

- (1) Measurement Value = Reading Level + Correct Factor.
- (2) Margin Level = Measurement Value - Limit Value.

Test Mode	UNII-3_TX AC(VHT40) Mode 5755 MHz	Polarization	Vertical
-----------	-----------------------------------	--------------	----------

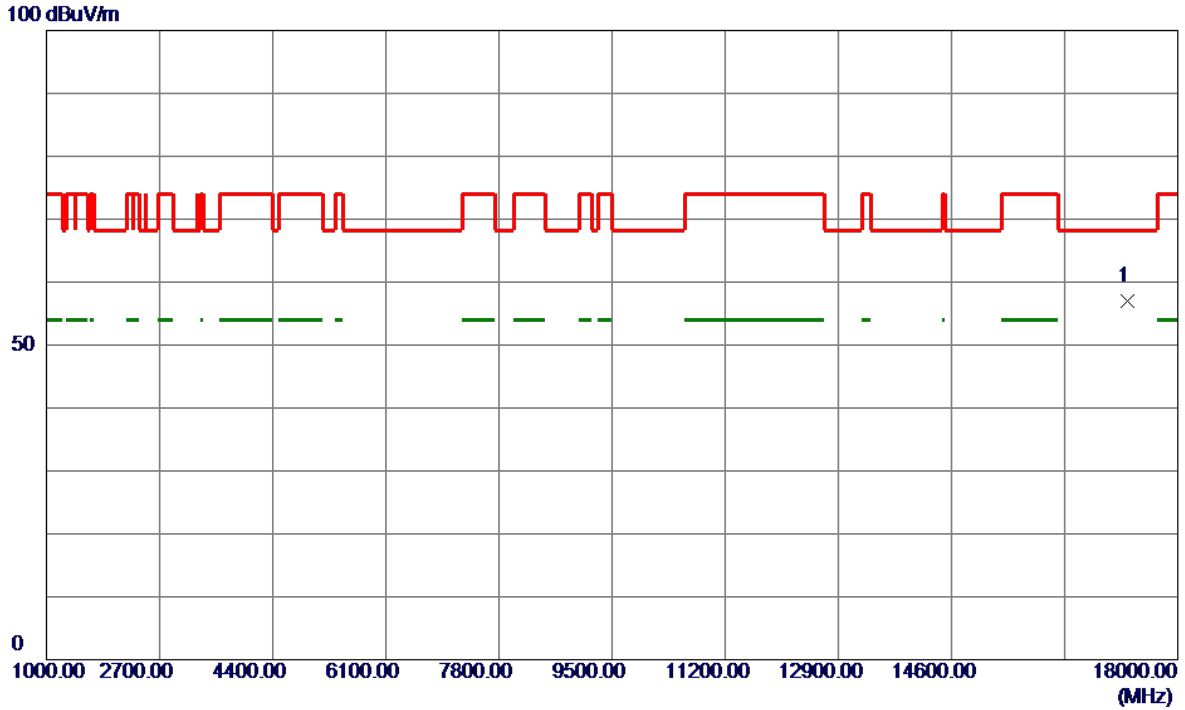


No.	Freq. MHz	Reading Level dBuV/m	Correct Factor dB	Measure ment dBuV/m	Limit dBuV/m	Margin dB	Detector	Comment
1	5715.0000	61.76	13.01	74.77	109.40	-34.63	Peak	
2	5725.0000	52.83	13.03	65.86	122.20	-56.34	Peak	
3 *	5754.0000	102.14	13.08	115.22	122.20	-6.98	Peak	No Limit

REMARKS:

- (1) Measurement Value = Reading Level + Correct Factor.
- (2) Margin Level = Measurement Value - Limit Value.

Test Mode	UNII-3_TX AC(VHT40) Mode 5755 MHz	Polarization	Vertical
-----------	-----------------------------------	--------------	----------

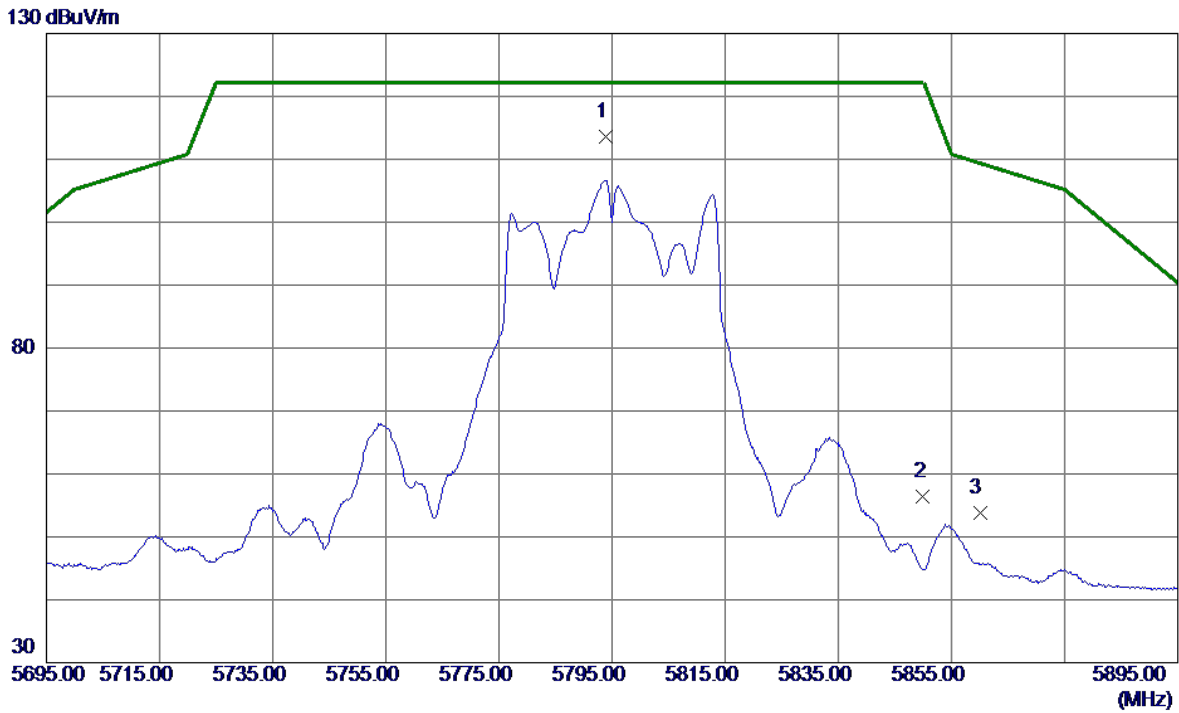


No.	Freq. MHz	Reading Level dBuV/m	Correct Factor dB	Measure ment dBuV/m	Limit dBuV/m	Margin dB	Detector	Comment
1 *	17252.0000	48.00	8.96	56.96	68.20	-11.24	Peak	

REMARKS:

- (1) Measurement Value = Reading Level + Correct Factor.
- (2) Margin Level = Measurement Value - Limit Value.

Test Mode	UNII-3_TX AC(VHT40) Mode 5795 MHz	Polarization	Vertical
-----------	-----------------------------------	--------------	----------

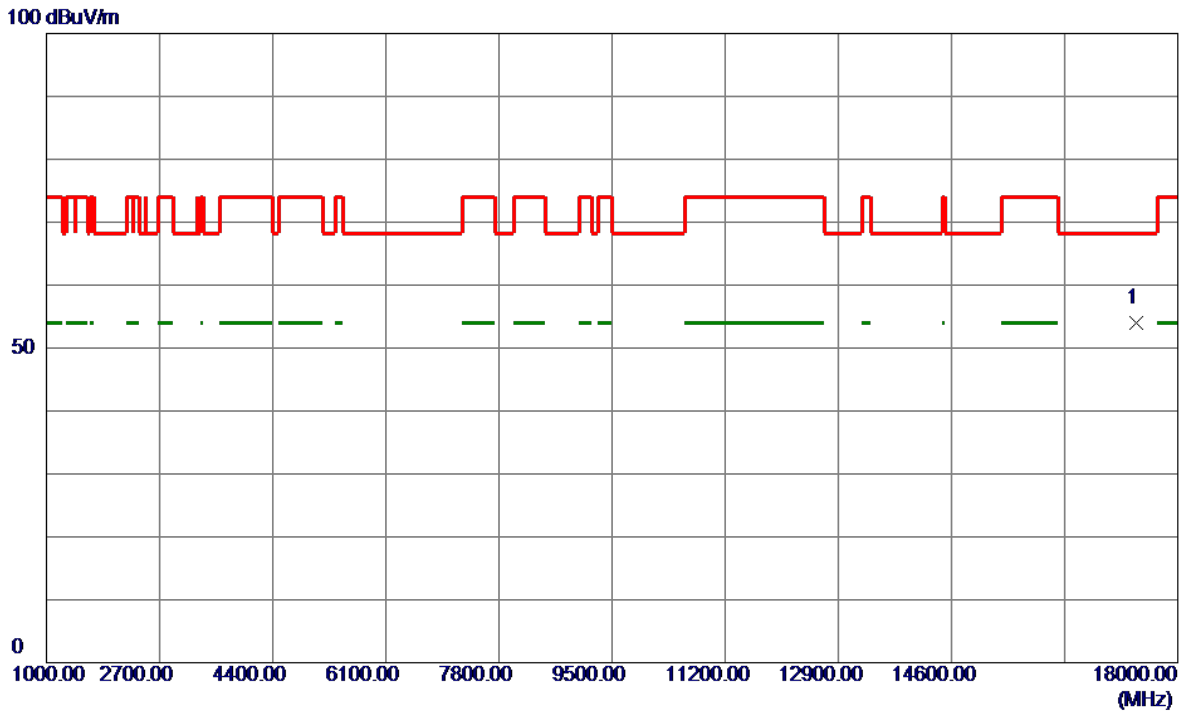


No.	Freq. MHz	Reading Level dBuV/m	Correct Factor dB	Measure ment dBuV/m	Limit dBuV/m	Margin dB	Detector	Comment
1 *	5793.8000	100.41	13.15	113.56	122.20	-8.64	Peak	No Limit
2	5850.0000	43.25	13.24	56.49	122.20	-65.71	Peak	
3	5860.0000	40.55	13.26	53.81	109.40	-55.59	Peak	

REMARKS:

- (1) Measurement Value = Reading Level + Correct Factor.
- (2) Margin Level = Measurement Value - Limit Value.

Test Mode	UNII-3_TX AC(VHT40) Mode 5795 MHz	Polarization	Vertical
-----------	-----------------------------------	--------------	----------

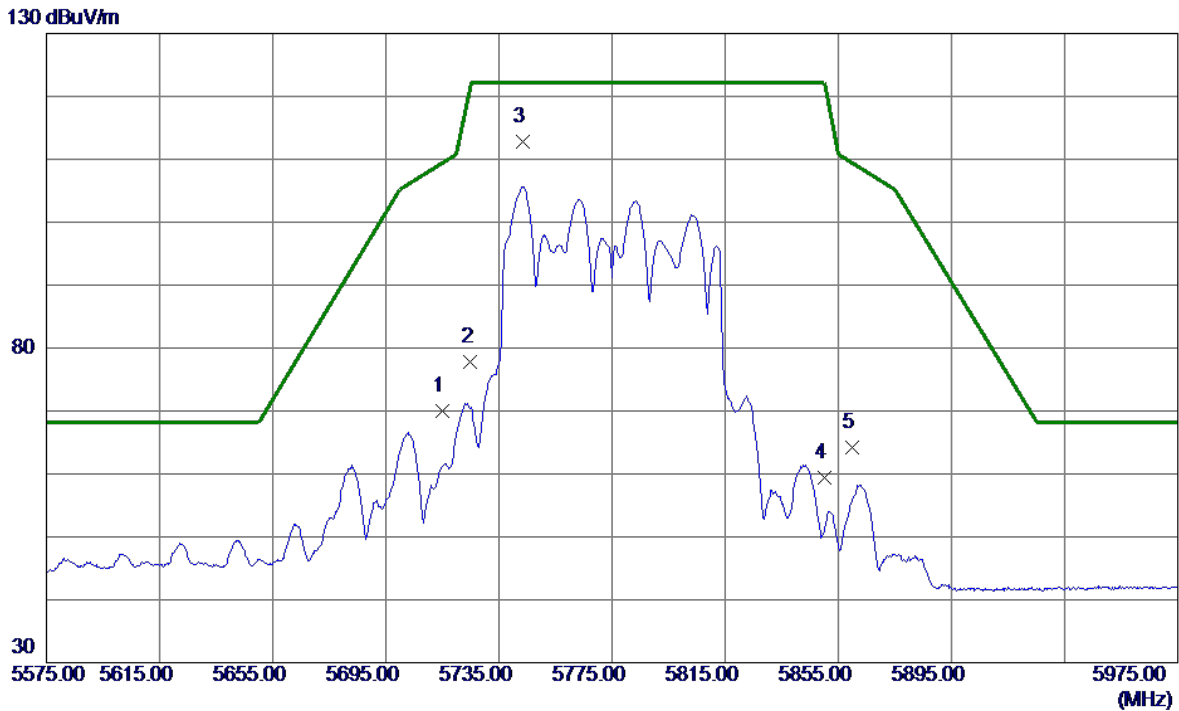


No.	Freq. MHz	Reading Level dBuV/m	Correct Factor dB	Measure ment dBuV/m	Limit dBuV/m	Margin dB	Detector	Comment
1 *	17368.2000	44.84	9.07	53.91	68.20	-14.29	Peak	

REMARKS:

- (1) Measurement Value = Reading Level + Correct Factor.
- (2) Margin Level = Measurement Value - Limit Value.

Test Mode	UNII-3_TX AC(VHT80) Mode 5775 MHz	Polarization	Vertical
-----------	-----------------------------------	--------------	----------

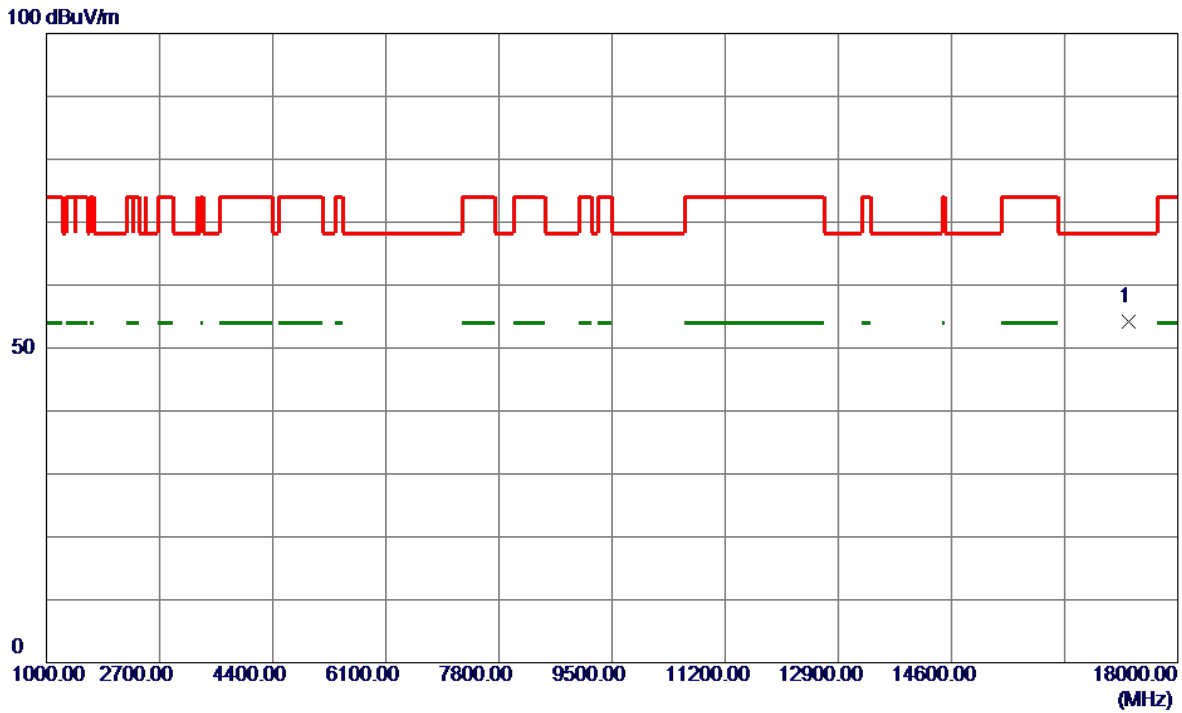


No.	Freq. MHz	Reading Level dBuV/m	Correct Factor dB	Measure ment dBuV/m	Limit dBuV/m	Margin dB	Detector	Comment
1	5715.0000	57.01	13.01	70.02	109.40	-39.38	Peak	
2	5725.0000	64.85	13.03	77.88	122.20	-44.32	Peak	
3 *	5743.6000	99.65	13.06	112.71	122.20	-9.49	Peak	No Limit
4	5850.0000	46.12	13.24	59.36	122.20	-62.84	Peak	
5	5860.0000	50.89	13.26	64.15	109.40	-45.25	Peak	

REMARKS:

- (1) Measurement Value = Reading Level + Correct Factor.
- (2) Margin Level = Measurement Value - Limit Value.

Test Mode	UNII-3_TX AC(VHT80) Mode 5775 MHz	Polarization	Vertical
-----------	-----------------------------------	--------------	----------

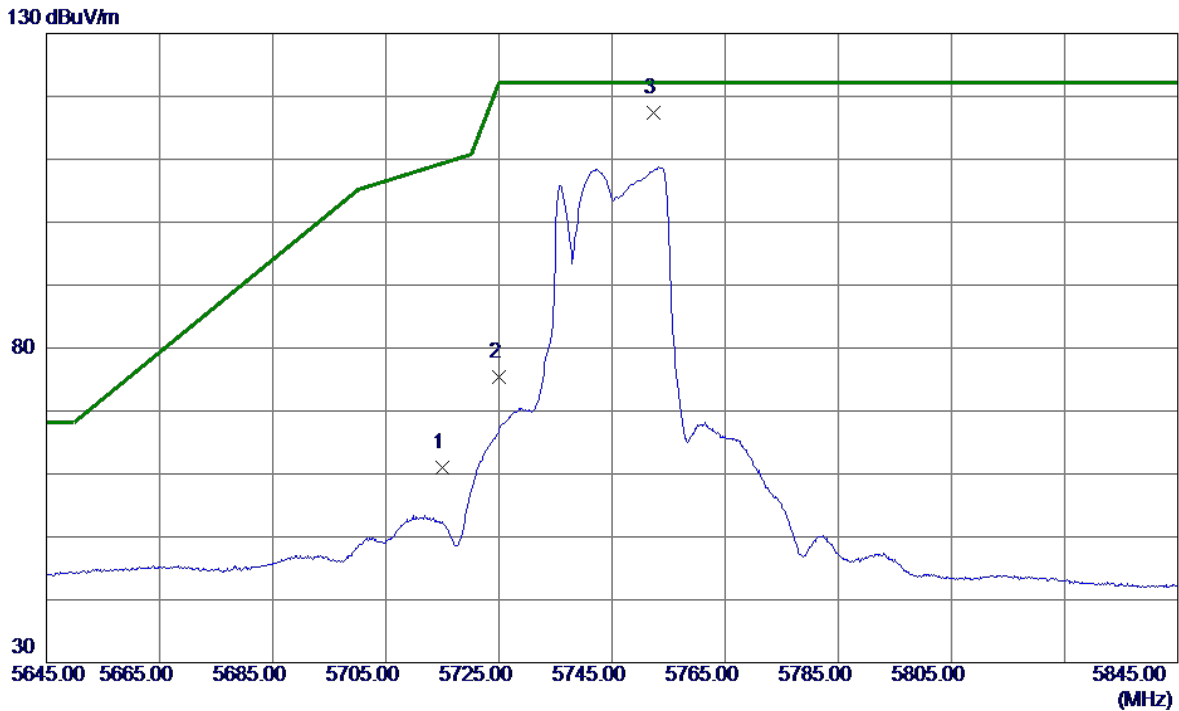


No.	Freq. MHz	Reading Level dBuV/m	Correct Factor dB	Measure ment dBuV/m	Limit dBuV/m	Margin dB	Detector	Comment
1 *	17272.1000	45.30	8.98	54.28	68.20	-13.92	Peak	

REMARKS:

- (1) Measurement Value = Reading Level + Correct Factor.
- (2) Margin Level = Measurement Value - Limit Value.

Test Mode	UNII-3_TX AX(HE20) Mode 5745 MHz	Polarization	Vertical
-----------	----------------------------------	--------------	----------

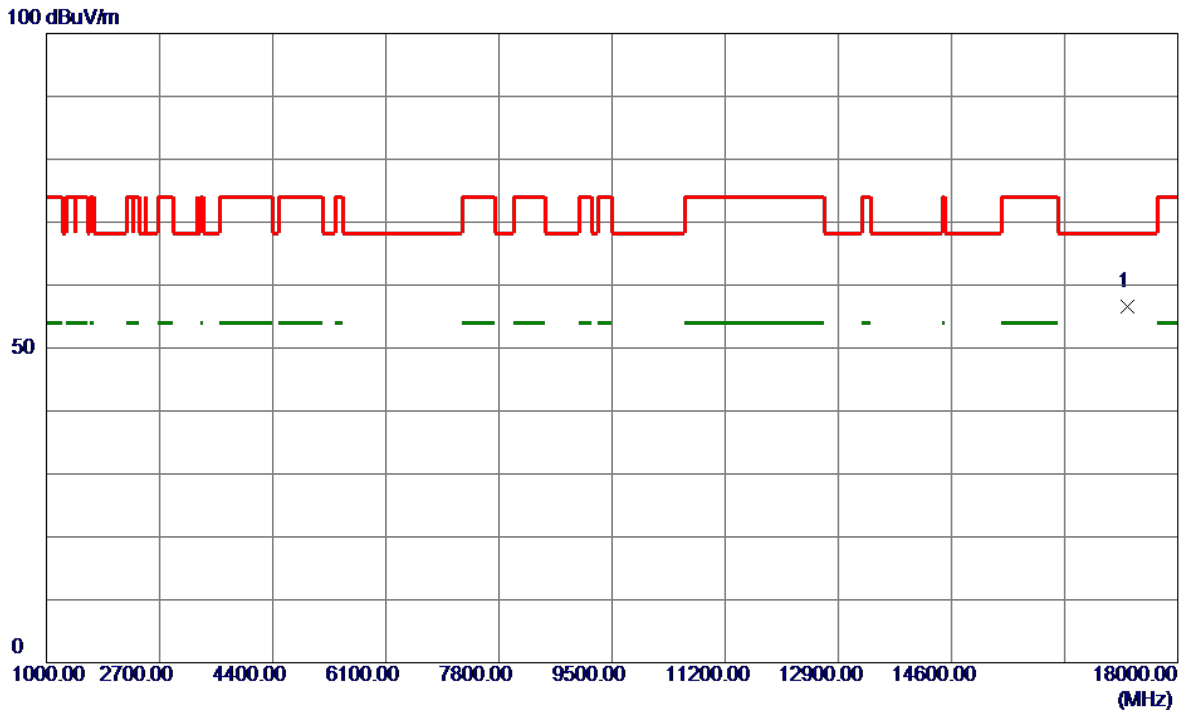


No.	Freq. MHz	Reading Level dBuV/m	Correct Factor dB	Measure ment dBuV/m	Limit dBuV/m	Margin dB	Detector	Comment
1	5715.0000	47.91	13.01	60.92	109.40	-48.48	Peak	
2	5725.0000	62.30	13.03	75.33	122.20	-46.87	Peak	
3 *	5752.3000	104.31	13.08	117.39	122.20	-4.81	Peak	No Limit

REMARKS:

- (1) Measurement Value = Reading Level + Correct Factor.
- (2) Margin Level = Measurement Value - Limit Value.

Test Mode	UNII-3_TX AX(HE20) Mode 5745 MHz	Polarization	Vertical
-----------	----------------------------------	--------------	----------

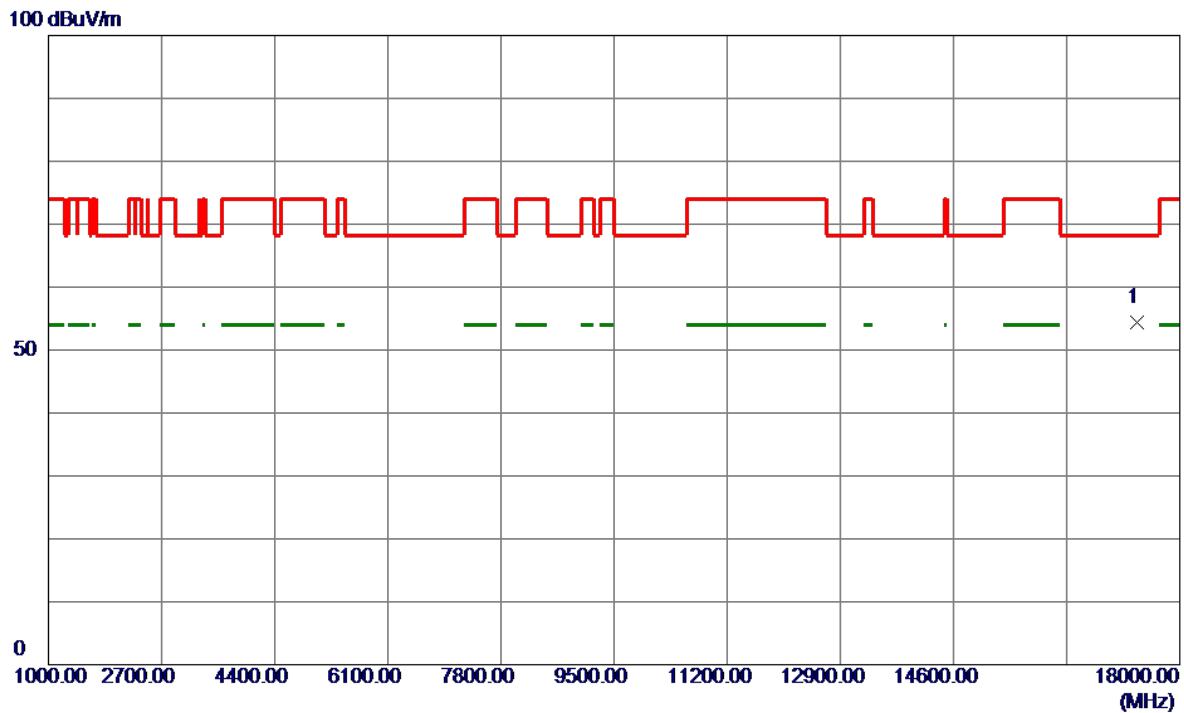


No.	Freq. MHz	Reading Level dBuV/m	Correct Factor dB	Measure ment dBuV/m	Limit dBuV/m	Margin dB	Detector	Comment
1 *	17239.7000	47.72	8.95	56.67	68.20	-11.53	Peak	

REMARKS:

- (1) Measurement Value = Reading Level + Correct Factor.
- (2) Margin Level = Measurement Value - Limit Value.

Test Mode	UNII-3_TX AX(HE20) Mode 5785 MHz	Polarization	Vertical
-----------	----------------------------------	--------------	----------

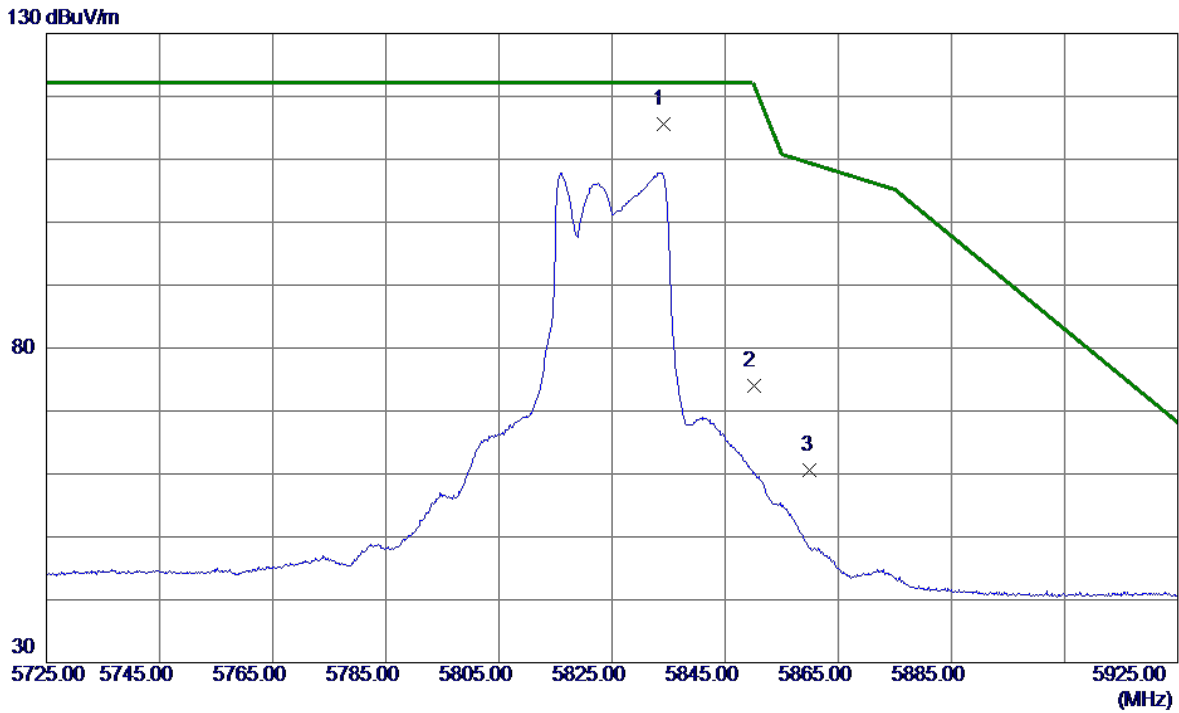


No.	Freq. MHz	Reading Level dBuV/m	Correct Factor dB	Measure ment dBuV/m	Limit dBuV/m	Margin dB	Detector	Comment
1 *	17357.8000	45.40	9.06	54.46	68.20	-13.74	Peak	

REMARKS:

- (1) Measurement Value = Reading Level + Correct Factor.
- (2) Margin Level = Measurement Value - Limit Value.

Test Mode	UNII-3_TX AX(HE20) Mode 5825 MHz	Polarization	Vertical
-----------	----------------------------------	--------------	----------

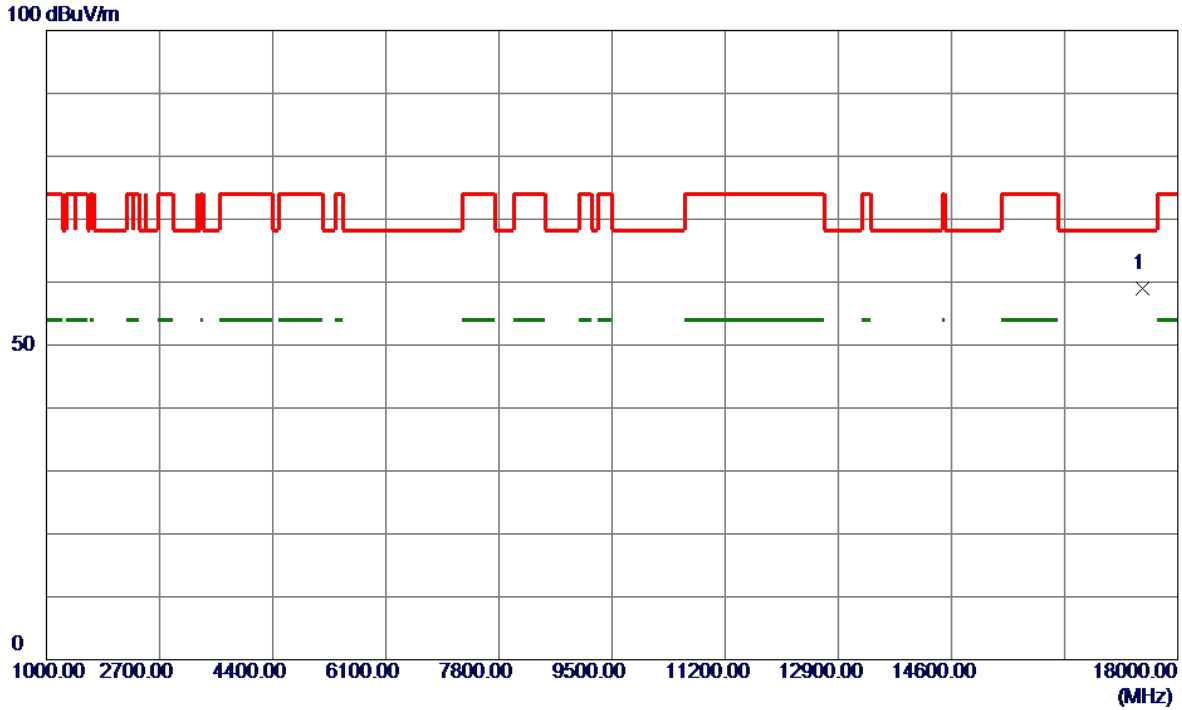


No.	Freq. MHz	Reading Level dBuV/m	Correct Factor dB	Measure ment dBuV/m	Limit dBuV/m	Margin dB	Detector	Comment
1 *	5834.0000	102.42	13.21	115.63	122.20	-6.57	Peak	No Limit
2	5850.0000	60.81	13.24	74.05	122.20	-48.15	Peak	
3	5860.0000	47.31	13.26	60.57	109.40	-48.83	Peak	

REMARKS:

- (1) Measurement Value = Reading Level + Correct Factor.
- (2) Margin Level = Measurement Value - Limit Value.

Test Mode	UNII-3_TX AX(HE20) Mode 5825 MHz	Polarization	Vertical
-----------	----------------------------------	--------------	----------

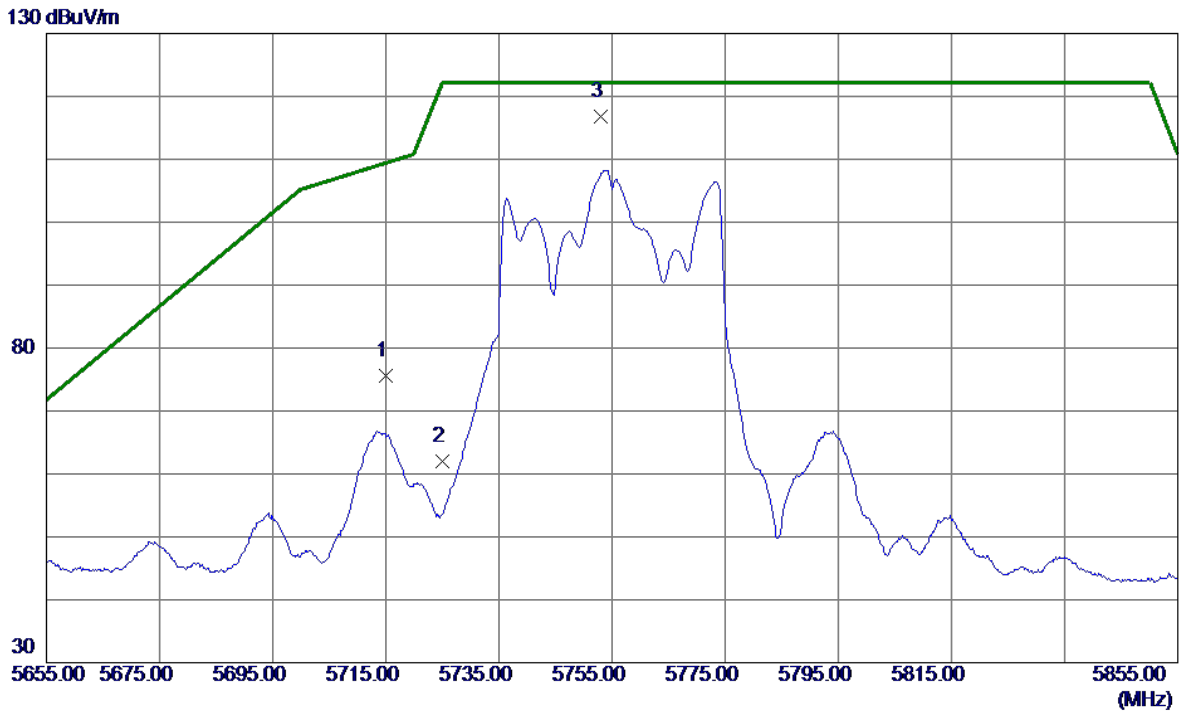


No.	Freq. MHz	Reading Level dBuV/m	Correct Factor dB	Measure ment dBuV/m	Limit dBuV/m	Margin dB	Detector	Comment
1 *	17480.2000	49.79	9.18	58.97	68.20	-9.23	Peak	

REMARKS:

- (1) Measurement Value = Reading Level + Correct Factor.
- (2) Margin Level = Measurement Value - Limit Value.

Test Mode	UNII-3_TX AX(HE40) Mode 5755 MHz	Polarization	Vertical
-----------	----------------------------------	--------------	----------

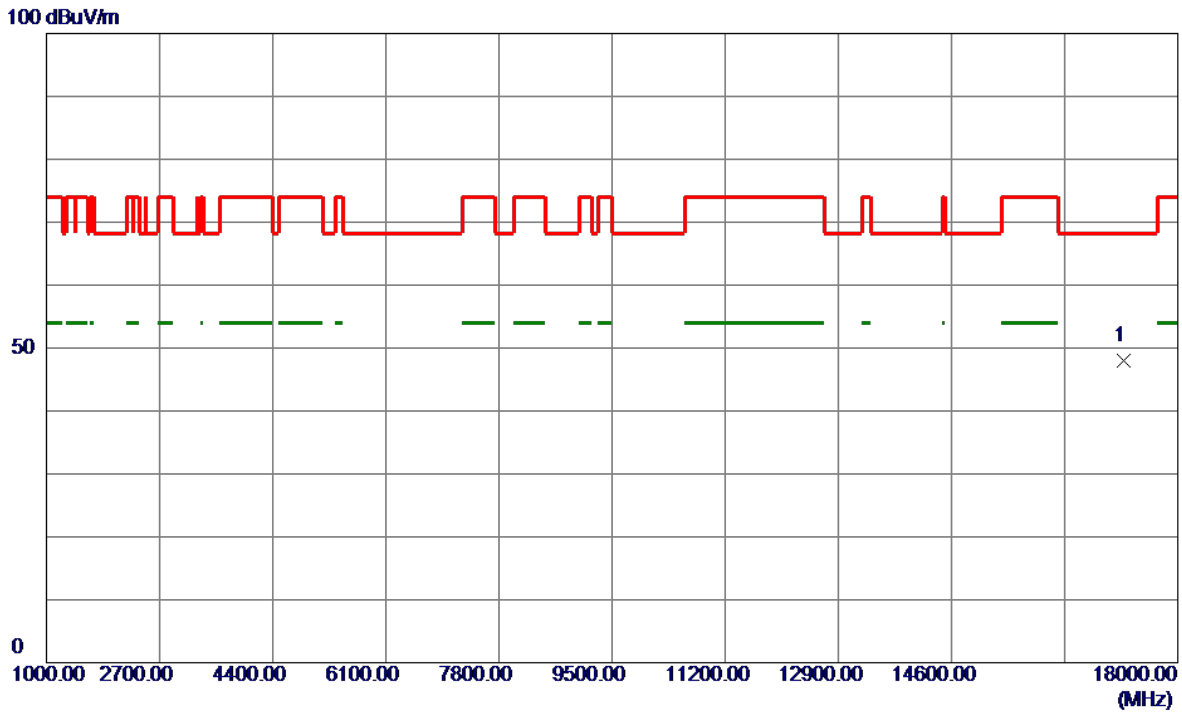


No.	Freq. MHz	Reading Level dBuV/m	Correct Factor dB	Measure ment dBuV/m	Limit dBuV/m	Margin dB	Detector	Comment
1	5715.0000	62.58	13.01	75.59	109.40	-33.81	Peak	
2	5725.0000	48.97	13.03	62.00	122.20	-60.20	Peak	
3 *	5753.1000	103.76	13.08	116.84	122.20	-5.36	Peak	No Limit

REMARKS:

- (1) Measurement Value = Reading Level + Correct Factor.
- (2) Margin Level = Measurement Value - Limit Value.

Test Mode	UNII-3_TX AX(HE40) Mode 5755 MHz	Polarization	Vertical
-----------	----------------------------------	--------------	----------

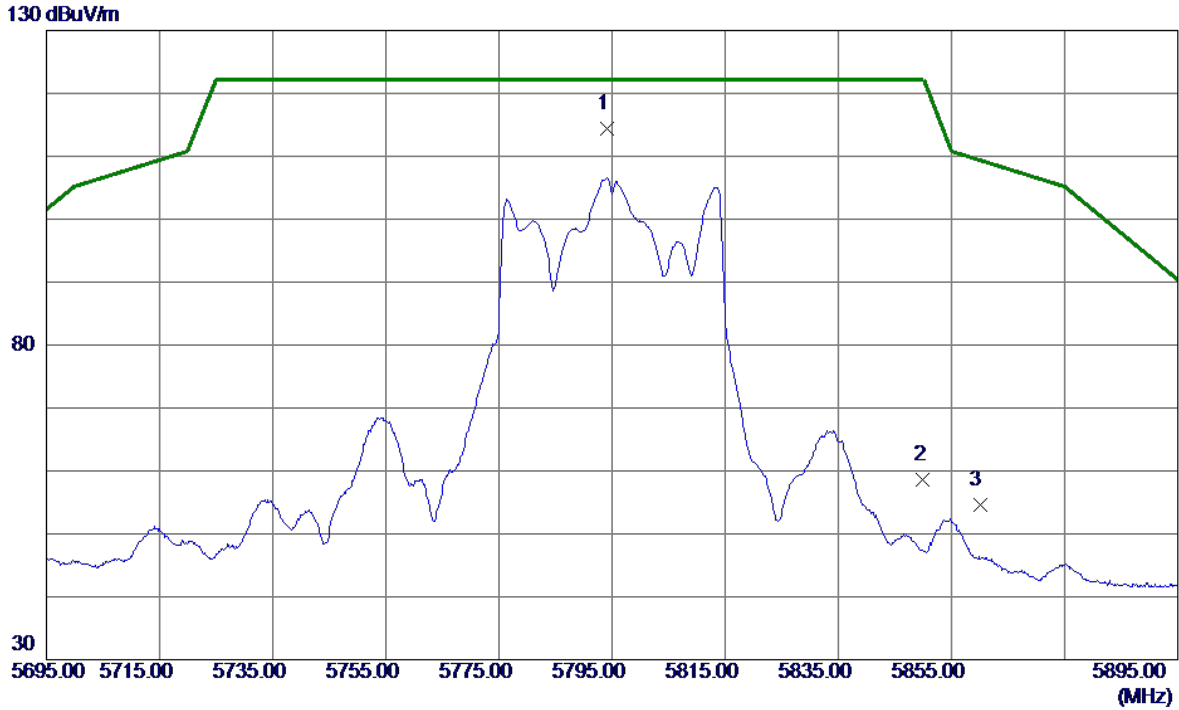


No.	Freq. MHz	Reading Level dBuV/m	Correct Factor dB	Measure ment dBuV/m	Limit dBuV/m	Margin dB	Detector	Comment
1 *	17193.4000	39.15	8.90	48.05	68.20	-20.15	Peak	

REMARKS:

- (1) Measurement Value = Reading Level + Correct Factor.
- (2) Margin Level = Measurement Value - Limit Value.

Test Mode	UNII-3_TX AX(HE40) Mode 5795 MHz	Polarization	Vertical
-----------	----------------------------------	--------------	----------

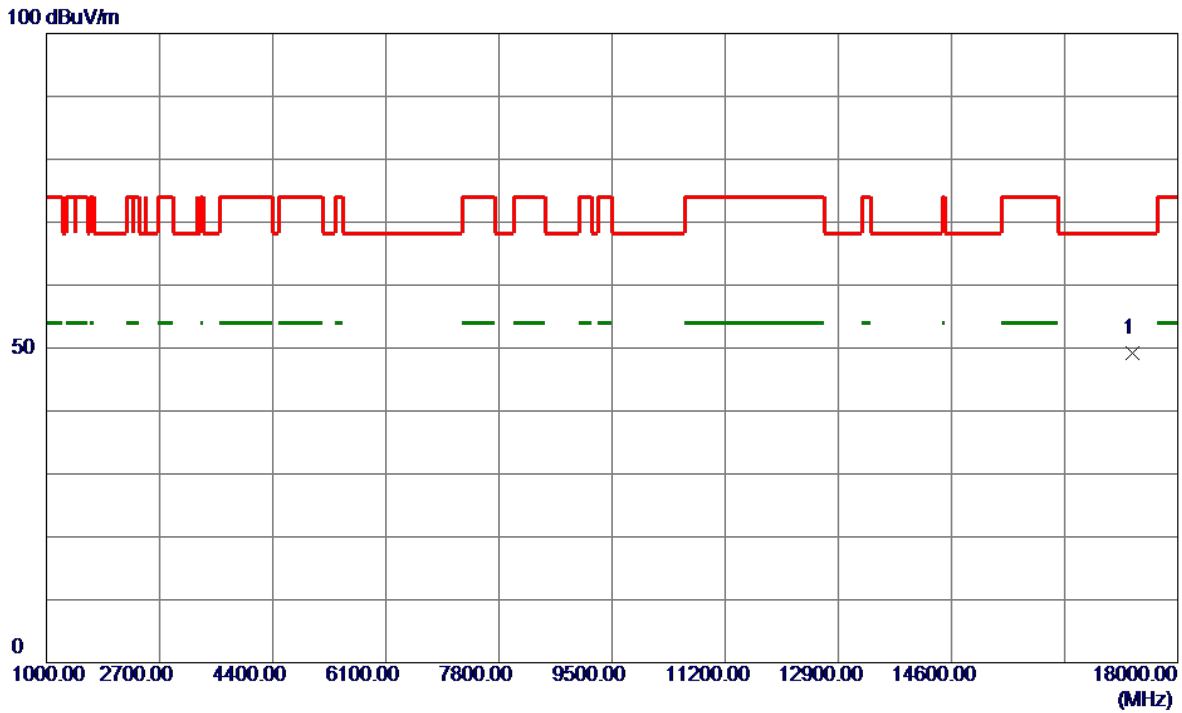


No.	Freq. MHz	Reading Level dBuV/m	Correct Factor dB	Measure ment dBuV/m	Limit dBuV/m	Margin dB	Detector	Comment
1 *	5794.1000	101.24	13.15	114.39	122.20	-7.81	Peak	No Limit
2	5850.0000	45.36	13.24	58.60	122.20	-63.60	Peak	
3	5860.0000	41.31	13.26	54.57	109.40	-54.83	Peak	

REMARKS:

- (1) Measurement Value = Reading Level + Correct Factor.
- (2) Margin Level = Measurement Value - Limit Value.

Test Mode	UNII-3_TX AX(HE40) Mode 5795 MHz	Polarization	Vertical
-----------	----------------------------------	--------------	----------

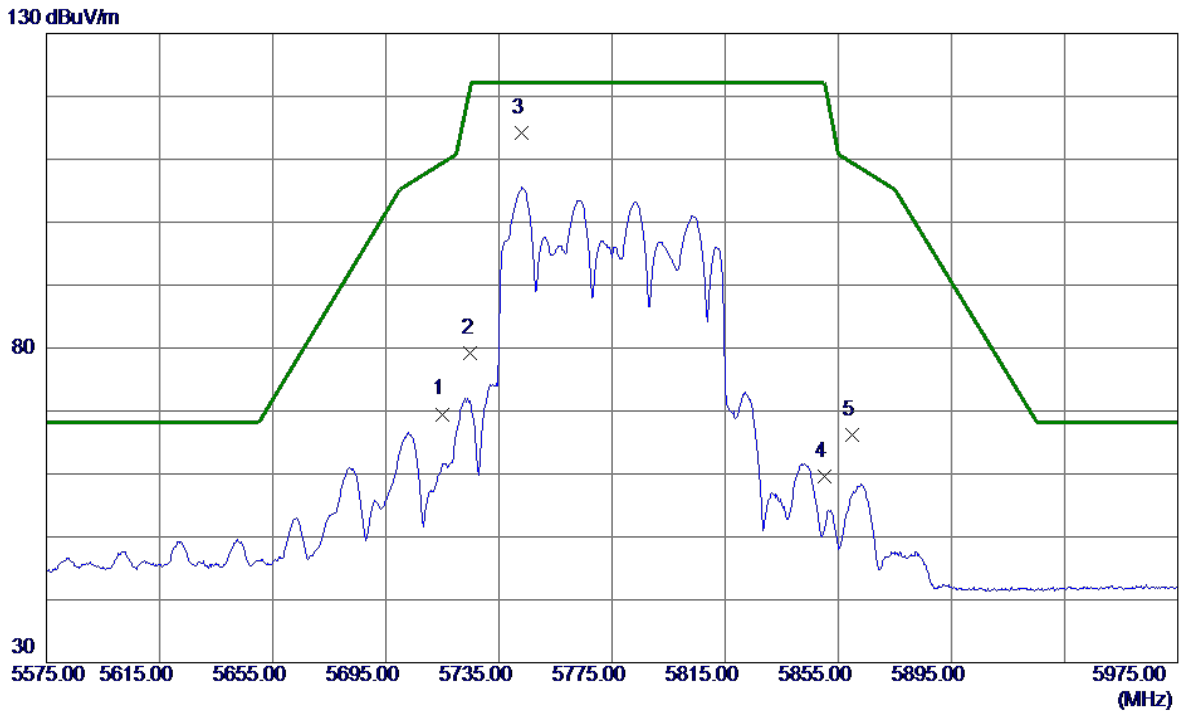


No.	Freq. MHz	Reading Level dBuV/m	Correct Factor dB	Measure ment dBuV/m	Limit dBuV/m	Margin dB	Detector	Comment
1 *	17324.1000	40.11	9.03	49.14	68.20	-19.06	Peak	

REMARKS:

- (1) Measurement Value = Reading Level + Correct Factor.
- (2) Margin Level = Measurement Value - Limit Value.

Test Mode	UNII-3_TX AX(HE80) Mode 5775 MHz	Polarization	Vertical
-----------	----------------------------------	--------------	----------

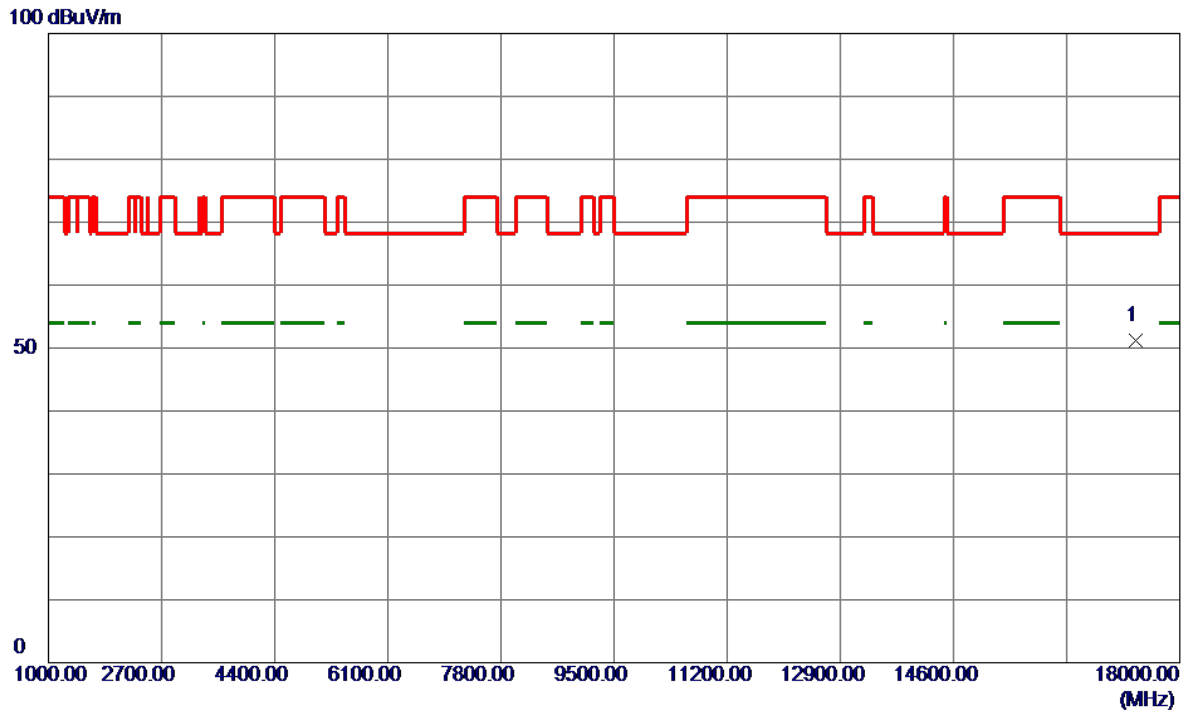


No.	Freq. MHz	Reading Level dBuV/m	Correct Factor dB	Measure ment dBuV/m	Limit dBuV/m	Margin dB	Detector	Comment
1	5715.0000	56.49	13.01	69.50	109.40	-39.90	Peak	
2	5725.0000	66.19	13.03	79.22	122.20	-42.98	Peak	
3 *	5743.2000	101.24	13.06	114.30	122.20	-7.90	Peak	No Limit
4	5850.0000	46.30	13.24	59.54	122.20	-62.66	Peak	
5	5860.0000	52.97	13.26	66.23	109.40	-43.17	Peak	

REMARKS:

- (1) Measurement Value = Reading Level + Correct Factor.
- (2) Margin Level = Measurement Value - Limit Value.

Test Mode	UNII-3_TX AX(HE80) Mode 5775 MHz	Polarization	Vertical
-----------	----------------------------------	--------------	----------

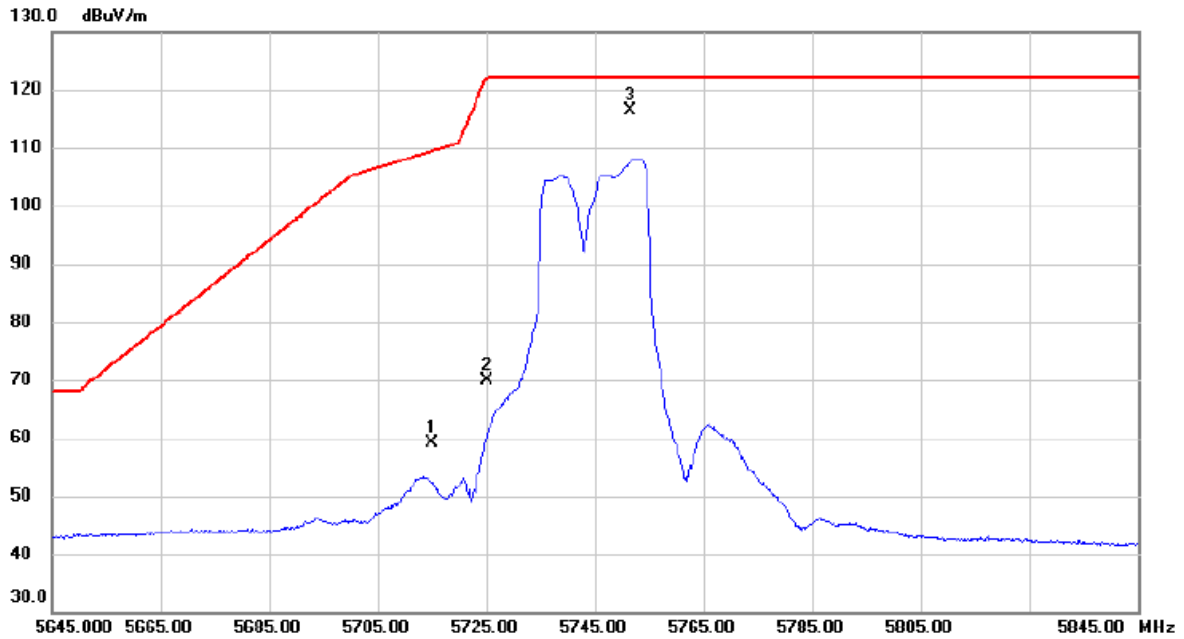


No.	Freq. MHz	Reading Level dBuV/m	Correct Factor dB	Measure ment dBuV/m	Limit dBuV/m	Margin dB	Detector	Comment
1 *	17333.5000	42.22	9.04	51.26	68.20	-16.94	Peak	

REMARKS:

- (1) Measurement Value = Reading Level + Correct Factor.
- (2) Margin Level = Measurement Value - Limit Value.

Test Mode	UNII-3_TX BE(EHT20) Mode 5745 MHz	Polarization	Vertical
-----------	-----------------------------------	--------------	----------

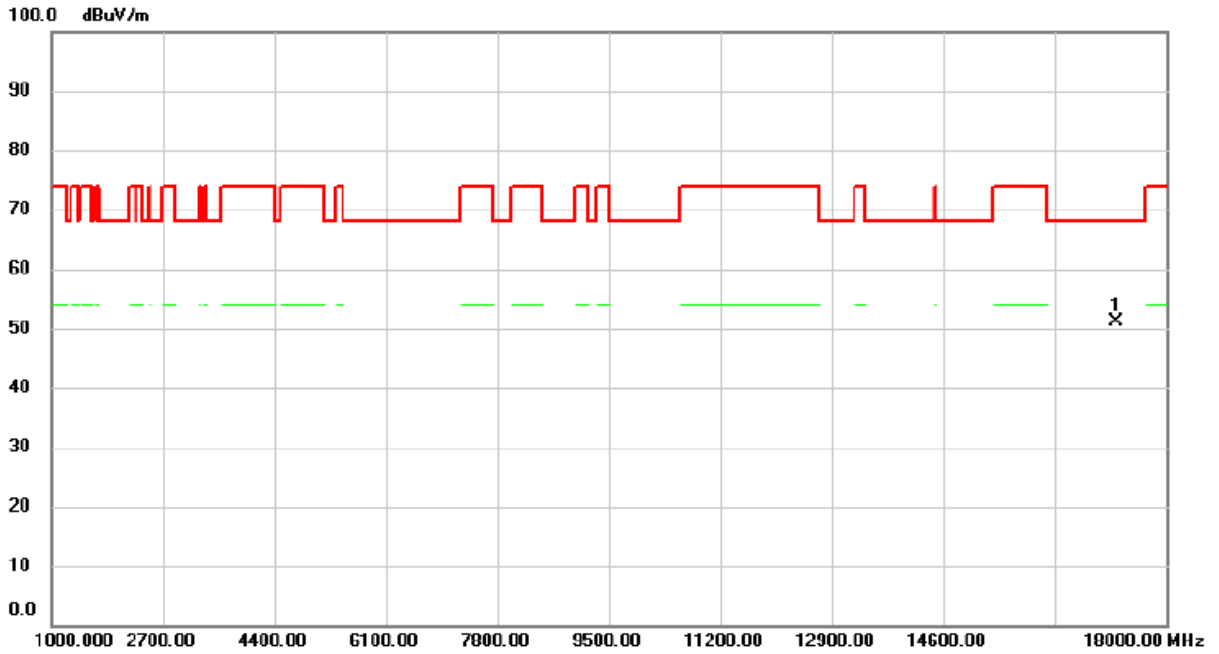


No.	Mk.	Freq. MHz	Reading Level dBuV	Correct Factor dB	Measure- ment dBuV/m	Limit dBuV/m	Margin dB	Detector	Comment
1		5715.000	46.20	13.02	59.22	109.40	-50.18	peak	
2		5725.000	56.93	13.03	69.96	122.20	-52.24	peak	
3	*	5751.500	103.2	13.08	116.33	122.20	-5.87	peak	No Limit

REMARKS:

- (1) Measurement Value = Reading Level + Correct Factor.
- (2) Margin Level = Measurement Value - Limit Value.

Test Mode	UNII-3_TX BE(EHT20) Mode 5745 MHz	Polarization	Vertical
-----------	-----------------------------------	--------------	----------

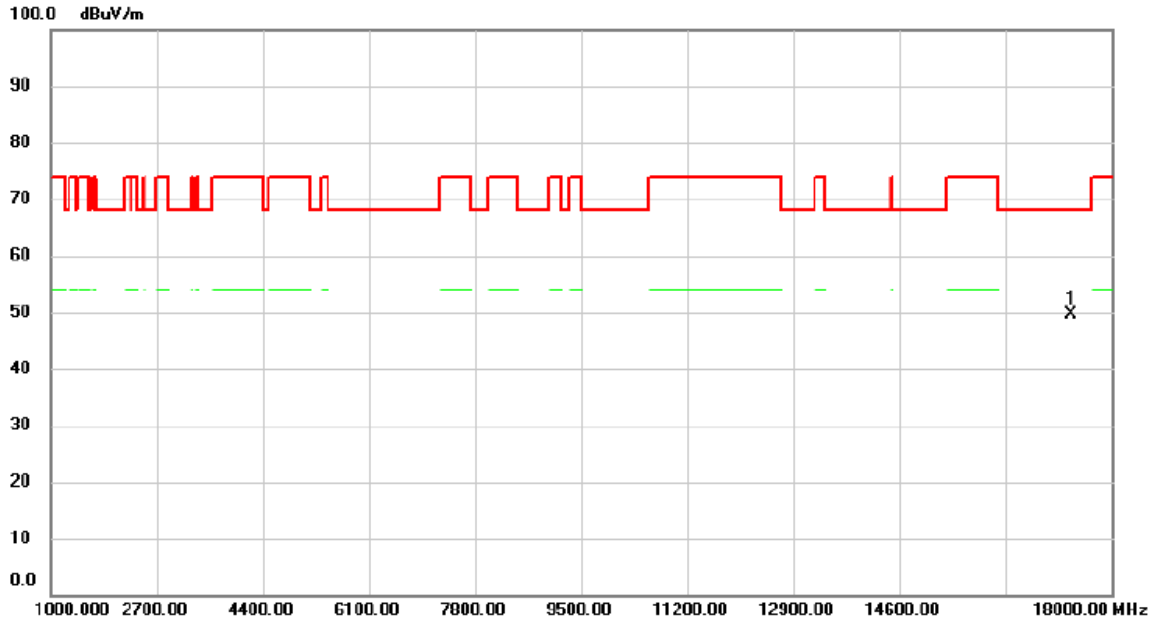


No.	Mk.	Freq. MHz	Reading Level dBuV	Correct Factor dB	Measure- ment dBuV/m	Limit dBuV/m	Margin dB	Detector	Comment
1	*	17239.25	42.13	8.94	51.07	68.20	-17.13	peak	

REMARKS:

- (1) Measurement Value = Reading Level + Correct Factor.
- (2) Margin Level = Measurement Value - Limit Value.

Test Mode	UNII-3_TX BE(EHT20) Mode 5785 MHz	Polarization	Vertical
-----------	-----------------------------------	--------------	----------

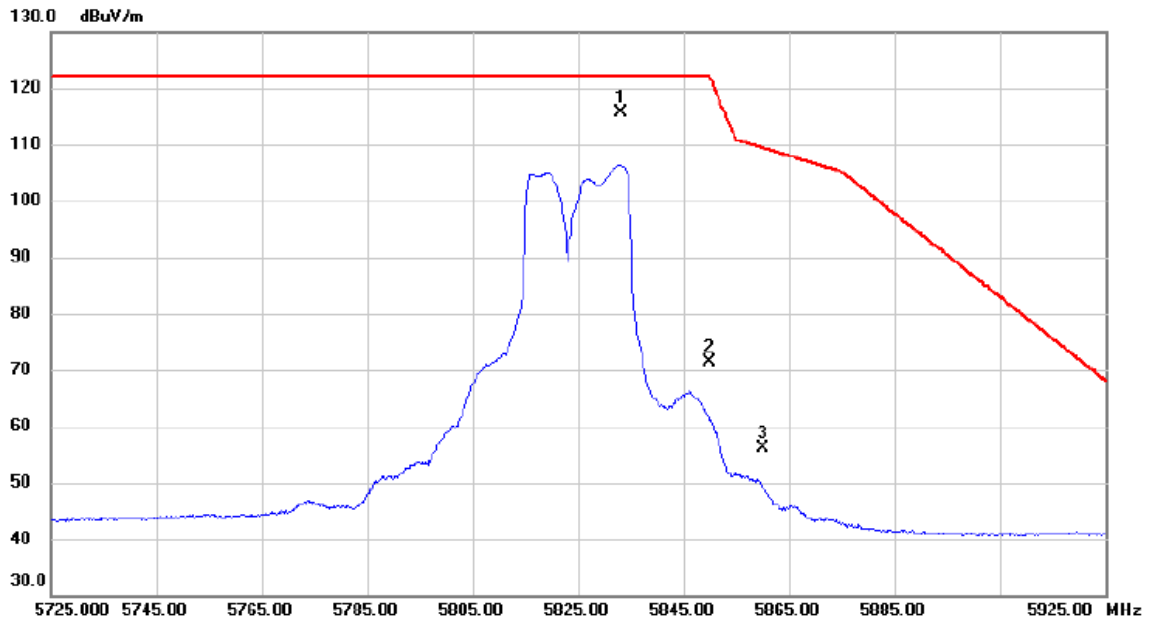


No.	Mk.	Freq. MHz	Reading Level dBuV	Correct Factor dB	Measure- ment dBuV/m	Limit dBuV/m	Margin dB	Detector	Comment
1	*	17347.80	40.52	9.05	49.57	68.20	-18.63	peak	

REMARKS:

- (1) Measurement Value = Reading Level + Correct Factor.
- (2) Margin Level = Measurement Value - Limit Value.

Test Mode	UNII-3_TX BE(EHT20) Mode 5825 MHz	Polarization	Vertical
-----------	-----------------------------------	--------------	----------

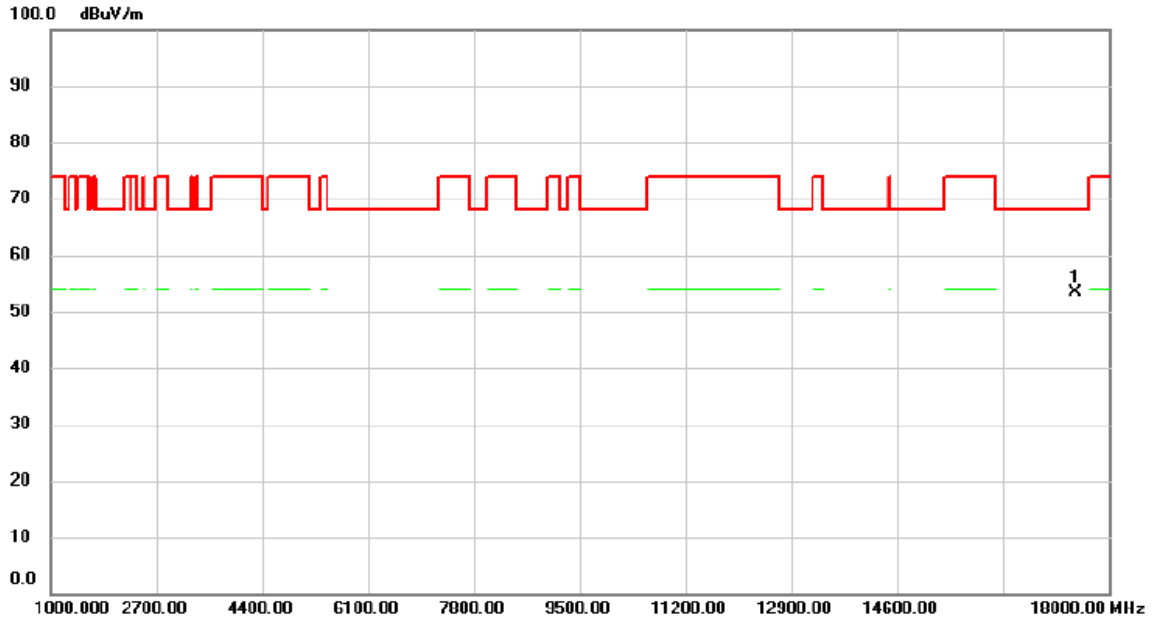


No.	Mk.	Freq. MHz	Reading Level dBuV	Correct Factor dB	Measure- ment dBuV/m	Limit dBuV/m	Margin dB	Detector	Comment
1	*	5833.100	102.4	13.21	115.66	122.20	-6.54	peak	No Limit
2		5850.000	58.19	13.25	71.44	122.20	-50.76	peak	
3		5860.000	42.85	13.26	56.11	109.40	-53.29	peak	

REMARKS:

- (1) Measurement Value = Reading Level + Correct Factor.
- (2) Margin Level = Measurement Value - Limit Value.

Test Mode	UNII-3_TX BE(EHT20) Mode 5825 MHz	Polarization	Vertical
-----------	-----------------------------------	--------------	----------

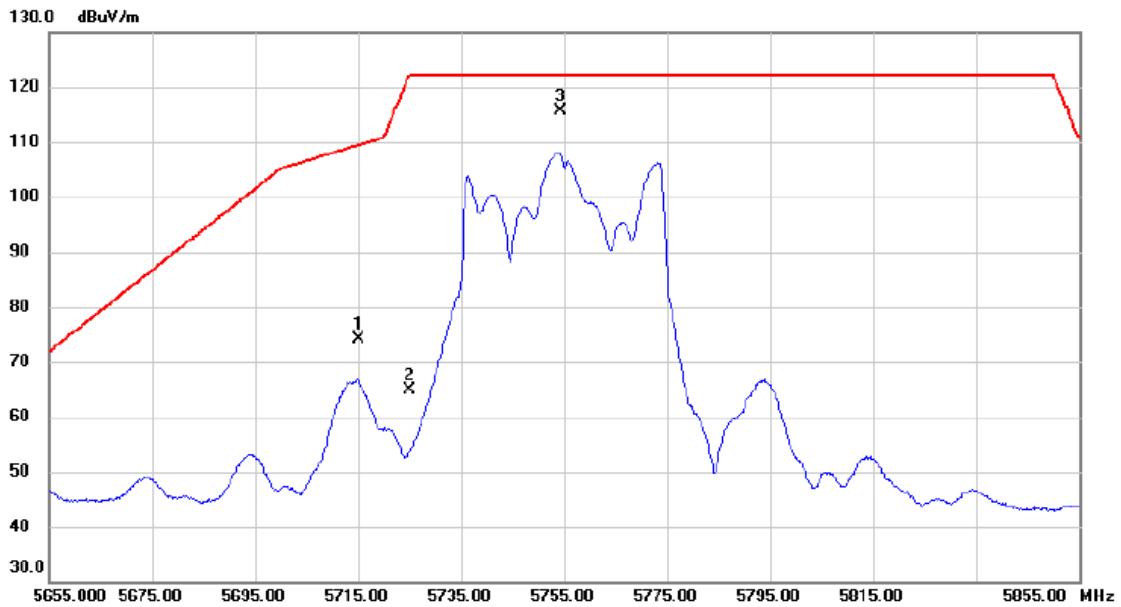


No.	Mk.	Freq. MHz	Reading Level dBuV	Correct Factor dB	Measure- ment dBuV/m	Limit dBuV/m	Margin dB	Detector	Comment
1	*	17464.32	44.10	9.17	53.27	68.20	-14.93	peak	

REMARKS:

- (1) Measurement Value = Reading Level + Correct Factor.
- (2) Margin Level = Measurement Value - Limit Value.

Test Mode	UNII-3_TX BE(EHT40) Mode 5755 MHz	Polarization	Vertical
-----------	-----------------------------------	--------------	----------

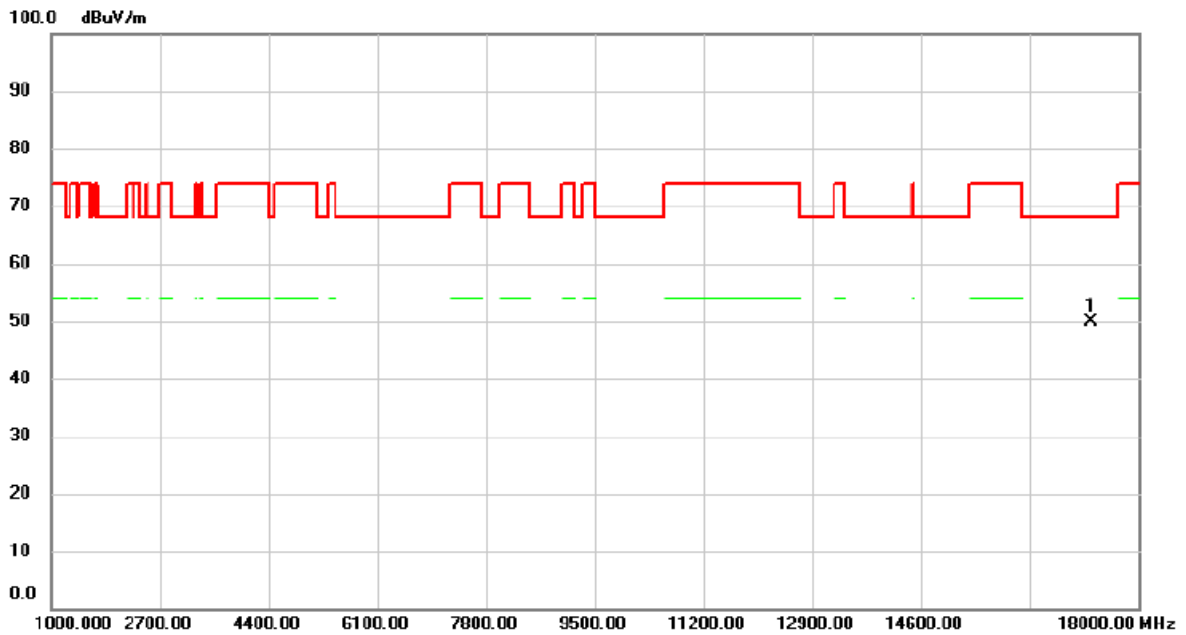


No.	Mk.	Freq. MHz	Reading Level dBuV	Correct Factor dB	Measure- ment dBuV/m	Limit dBuV/m	Margin dB	Detector	Comment
1		5715.000	61.15	13.02	74.17	109.40	-35.23	peak	
2		5725.000	51.75	13.03	64.78	122.20	-57.42	peak	
3	*	5754.400	102.6	13.09	115.73	122.20	-6.47	peak	No Limit

REMARKS:

- (1) Measurement Value = Reading Level + Correct Factor.
- (2) Margin Level = Measurement Value - Limit Value.

Test Mode	UNII-3_TX BE(EHT40) Mode 5755 MHz	Polarization	Vertical
-----------	-----------------------------------	--------------	----------

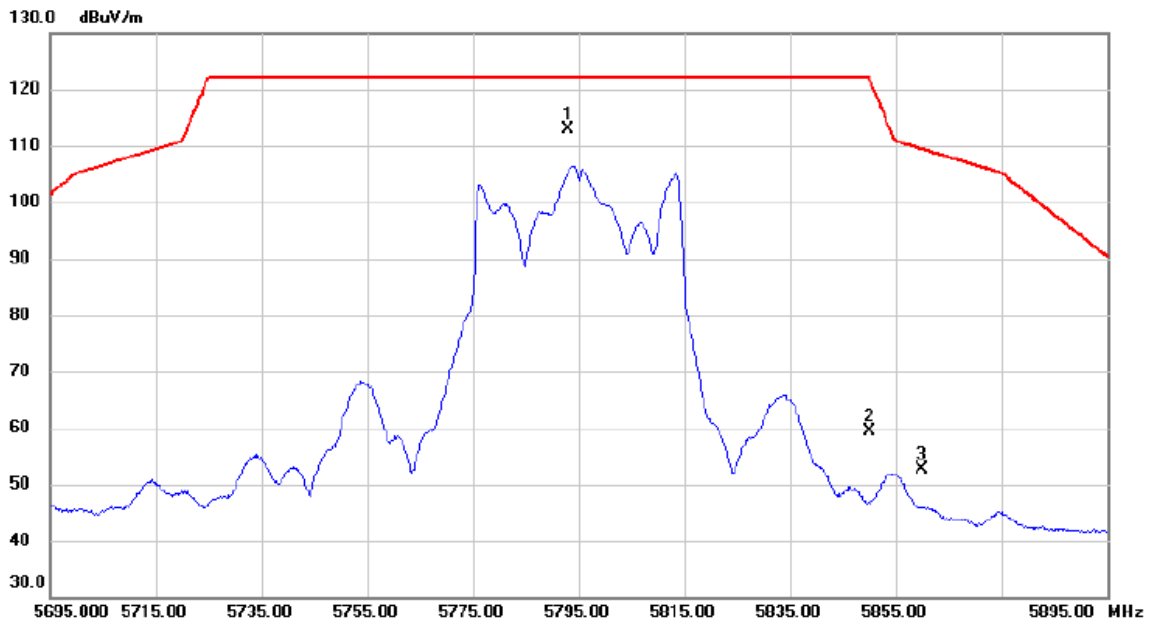


No.	Mk.	Freq.	Reading Level	Correct Factor	Measurement	Limit	Margin	Detector	Comment
		MHz	dBuV	dB	dBuV/m	dBuV/m	dB		
1	*	17268.50	40.87	8.98	49.85	68.20	-18.35	peak	

REMARKS:

- (1) Measurement Value = Reading Level + Correct Factor.
- (2) Margin Level = Measurement Value - Limit Value.

Test Mode	UNII-3_TX BE(EHT40) Mode 5795 MHz	Polarization	Vertical
-----------	-----------------------------------	--------------	----------

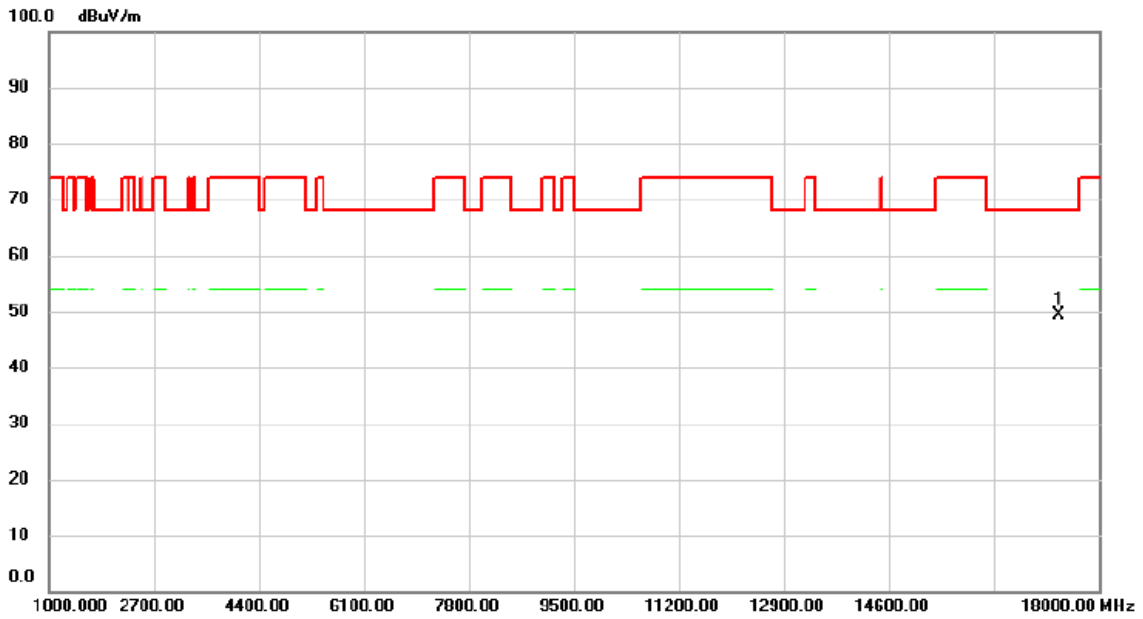


No. Mk.	Freq. MHz	Reading Level dBuV	Correct Factor dB	Measurement dBuV/m	Limit dBuV/m	Margin dB	Detector	Comment
1 *	5793.000	99.82	13.14	112.96	122.20	-9.24	peak	No Limit
2	5850.000	46.09	13.25	59.34	122.20	-62.86	peak	
3	5860.000	39.26	13.26	52.52	109.40	-56.88	peak	

REMARKS:

- (1) Measurement Value = Reading Level + Correct Factor.
- (2) Margin Level = Measurement Value - Limit Value.

Test Mode	UNII-3_TX BE(EHT40) Mode 5795 MHz	Polarization	Vertical
-----------	-----------------------------------	--------------	----------

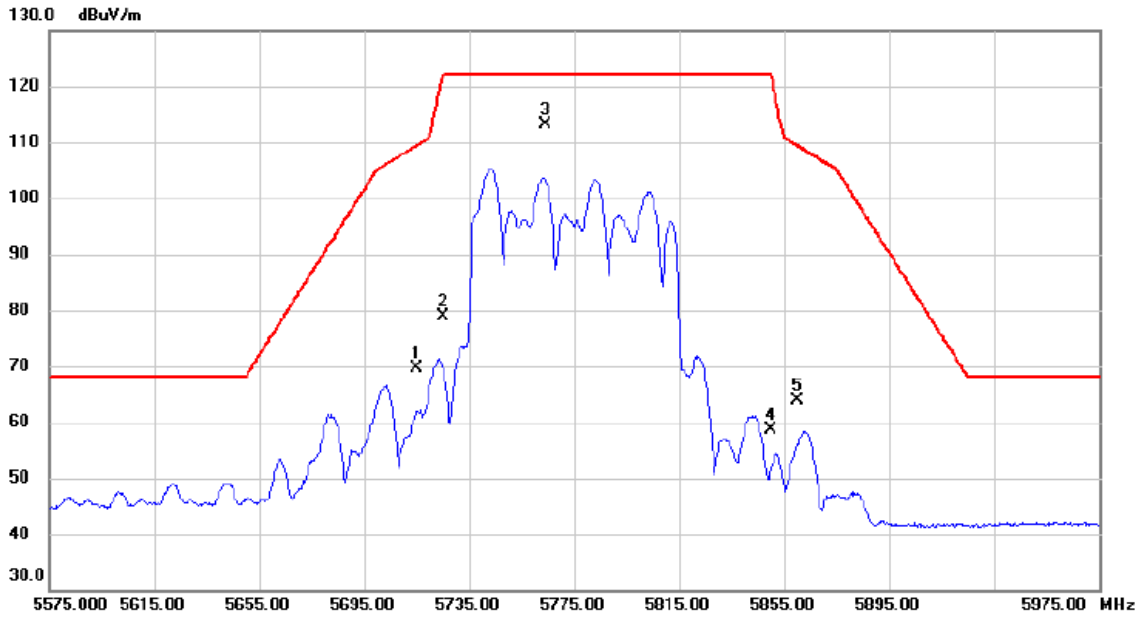


No.	Mk.	Freq. MHz	Reading Level dBuV	Correct Factor dB	Measure- ment dBuV/m	Limit dBuV/m	Margin dB	Detector	Comment
1	*	17365.00	40.40	9.07	49.47	68.20	-18.73	peak	

REMARKS:

- (1) Measurement Value = Reading Level + Correct Factor.
- (2) Margin Level = Measurement Value - Limit Value.

Test Mode	UNII-3_TX BE(EHT80) Mode 5775 MHz	Polarization	Vertical
-----------	-----------------------------------	--------------	----------

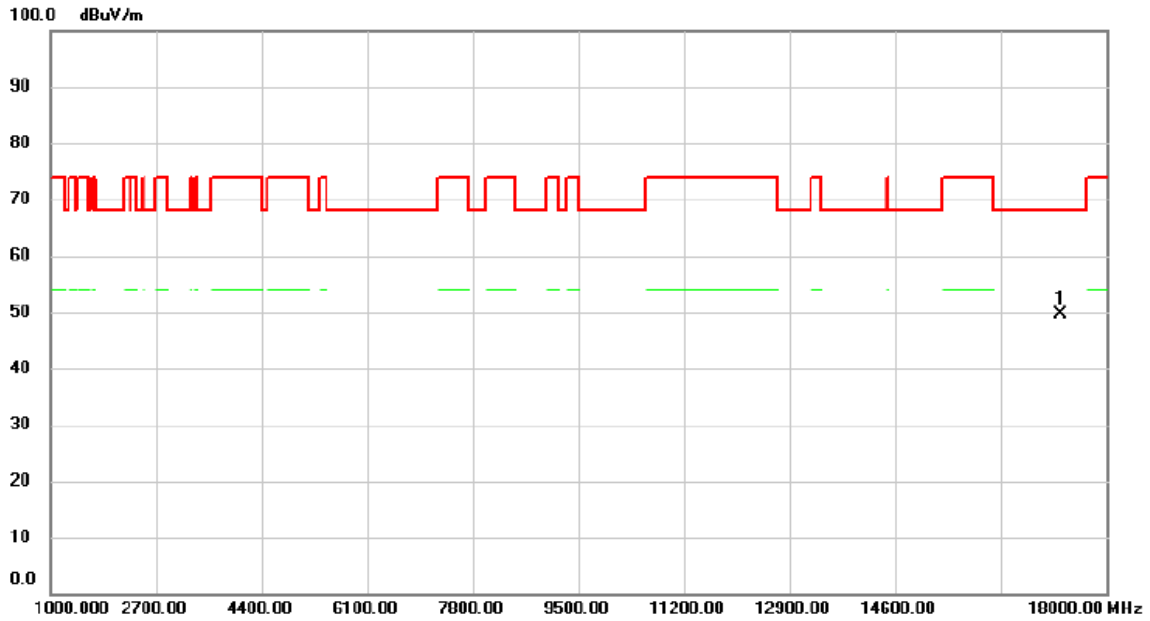


No.	Mk.	Freq. MHz	Reading Level dBuV	Correct Factor dB	Measure- ment dBuV/m	Limit dBuV/m	Margin dB	Detector	Comment
1		5715.000	56.50	13.02	69.52	109.40	-39.88	peak	
2		5725.000	65.90	13.03	78.93	122.20	-43.27	peak	
3	*	5764.200	100.0	13.10	113.13	122.20	-9.07	peak	No Limit
4		5850.000	45.35	13.25	58.60	122.20	-63.60	peak	
5		5860.000	50.62	13.26	63.88	109.40	-45.52	peak	

REMARKS:

- (1) Measurement Value = Reading Level + Correct Factor.
- (2) Margin Level = Measurement Value - Limit Value.

Test Mode	UNII-3_TX BE(EHT80) Mode 5775 MHz	Polarization	Vertical
-----------	-----------------------------------	--------------	----------

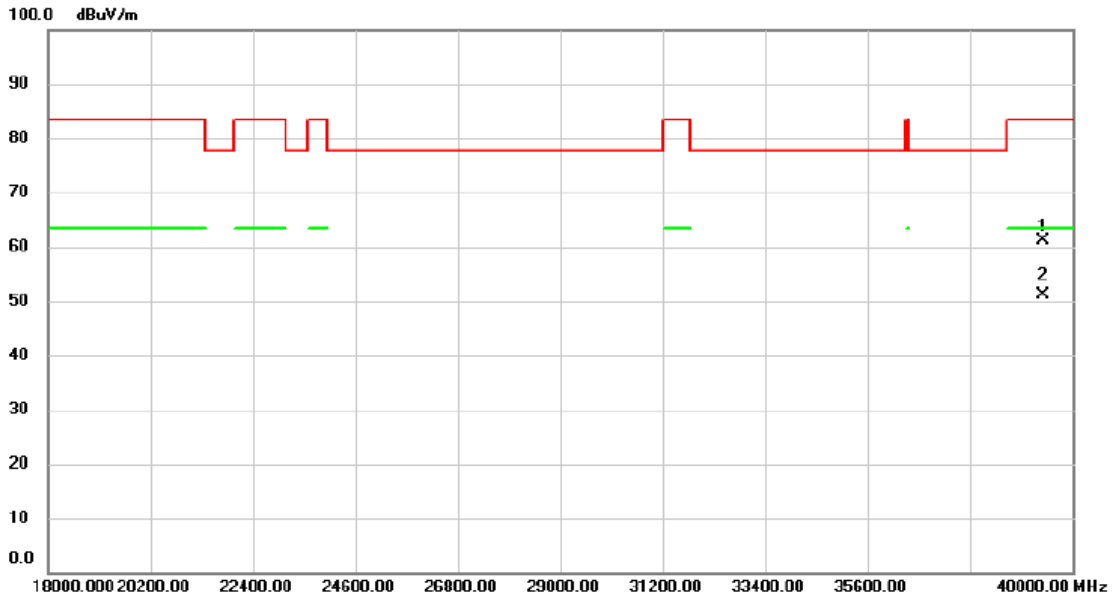


No.	Mk.	Freq. MHz	Reading Level dBuV	Correct Factor dB	Measure- ment dBuV/m	Limit dBuV/m	Margin dB	Detector	Comment
1	*	17271.30	40.66	8.98	49.64	68.20	-18.56	peak	

REMARKS:

- (1) Measurement Value = Reading Level + Correct Factor.
- (2) Margin Level = Measurement Value - Limit Value.

Test Mode	UNII-3_TX A Mode 5785 MHz	Polarization	Vertical
-----------	---------------------------	--------------	----------

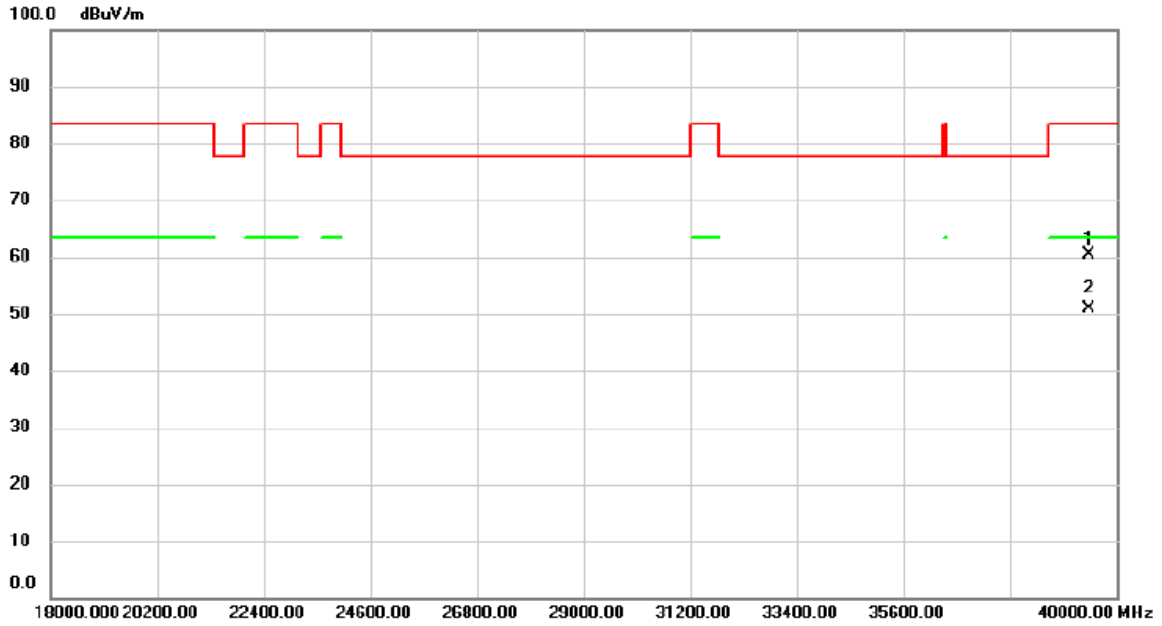


No.	Mk.	Freq. MHz	Reading Level dBuV	Correct Factor dB	Measure- ment dBuV/m	Limit dBuV/m	Margin dB	Detector	Comment
1		39362.00	49.03	12.13	61.16	83.50	-22.34	peak	
2	*	39362.00	39.08	12.13	51.21	63.50	-12.29	AVG	

REMARKS:

- (1) Measurement Value = Reading Level + Correct Factor.
- (2) Margin Level = Measurement Value - Limit Value.

Test Mode	UNII-3_TX A Mode 5785 MHz	Polarization	Horizontal
-----------	---------------------------	--------------	------------



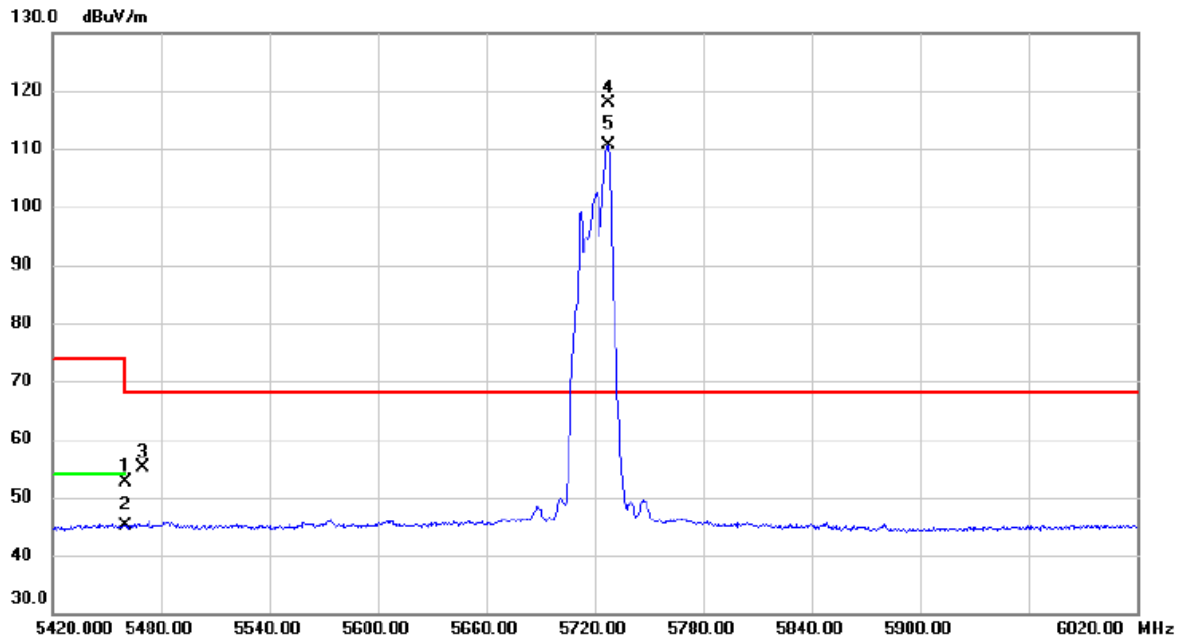
No.	Mk.	Freq. MHz	Reading Level dBuV	Correct Factor dB	Measure- ment dBuV/m	Limit dBuV/m	Margin dB	Detector	Comment
1		39428.00	48.29	12.17	60.46	83.50	-23.04	peak	
2	*	39428.00	38.70	12.17	50.87	63.50	-12.63	AVG	

REMARKS:

- (1) Measurement Value = Reading Level + Correct Factor.
- (2) Margin Level = Measurement Value - Limit Value.

Straddle Channel:

Test Mode	UNII-2C_TX A Mode 5720 MHz	Polarization	Vertical
-----------	----------------------------	--------------	----------



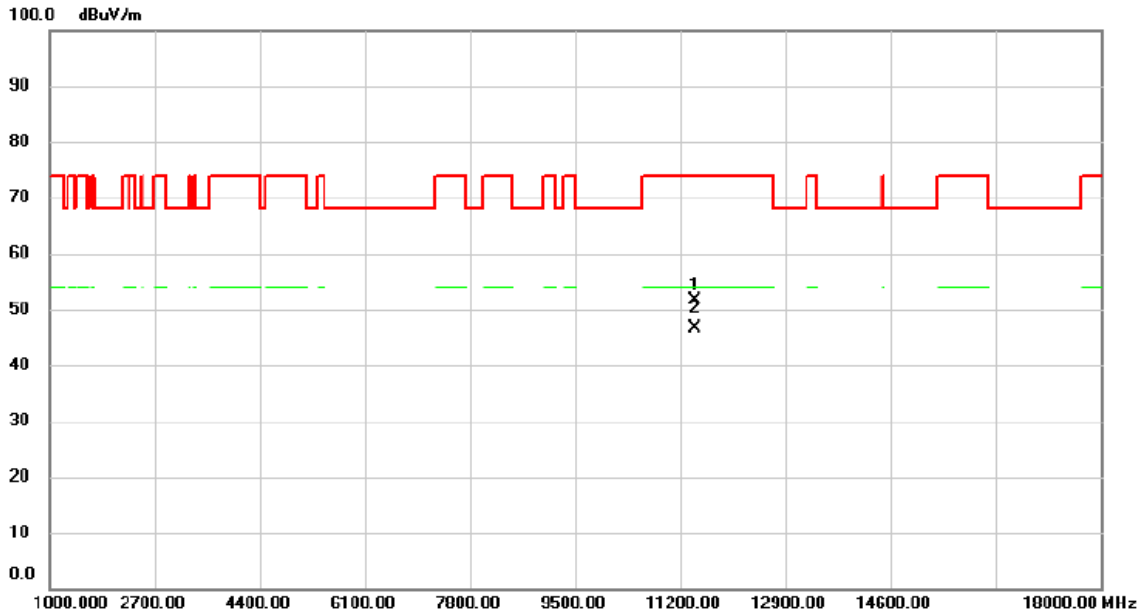
No.	Mk.	Freq. MHz	Reading Level dBuV	Correct Factor dB	Measure- ment dBuV/m	Limit dBuV/m	Margin dB	Detector	Comment
1		5460.000	38.42	14.21	52.63	74.00	-21.37	peak	
2		5460.000	30.82	14.21	45.03	54.00	-8.97	AVG	
3		5470.000	40.88	14.22	55.10	68.20	-13.10	peak	
4	*	5727.500	102.7	15.00	117.76	68.20	49.56	peak	No Limit
5	X	5727.500	95.70	15.00	110.70	68.20	42.50	AVG	No Limit

REMARKS:

(1) Measurement Value = Reading Level + Correct Factor.

(2) Margin Level = Measurement Value - Limit Value.

Test Mode	UNII-2C_TX A Mode 5720 MHz	Polarization	Horizontal
-----------	----------------------------	--------------	------------

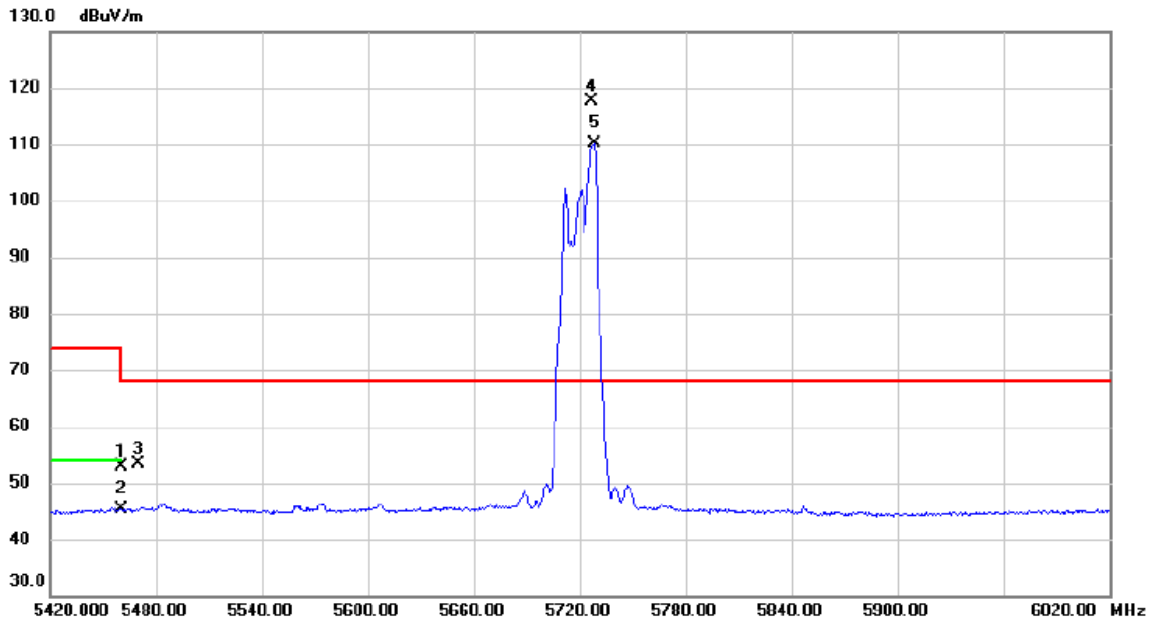


No.	Mk.	Freq. MHz	Reading Level dBuV	Correct Factor dB	Measure- ment dBuV/m	Limit dBuV/m	Margin dB	Detector	Comment
1		11439.94	42.06	9.62	51.68	74.00	-22.32	peak	
2	*	11440.05	36.92	9.62	46.54	54.00	-7.46	AVG	

REMARKS:

- (1) Measurement Value = Reading Level + Correct Factor.
- (2) Margin Level = Measurement Value - Limit Value.

Test Mode	UNII-2C_TX AC(VHT20) Mode 5720 MHz	Polarization	Vertical
-----------	------------------------------------	--------------	----------

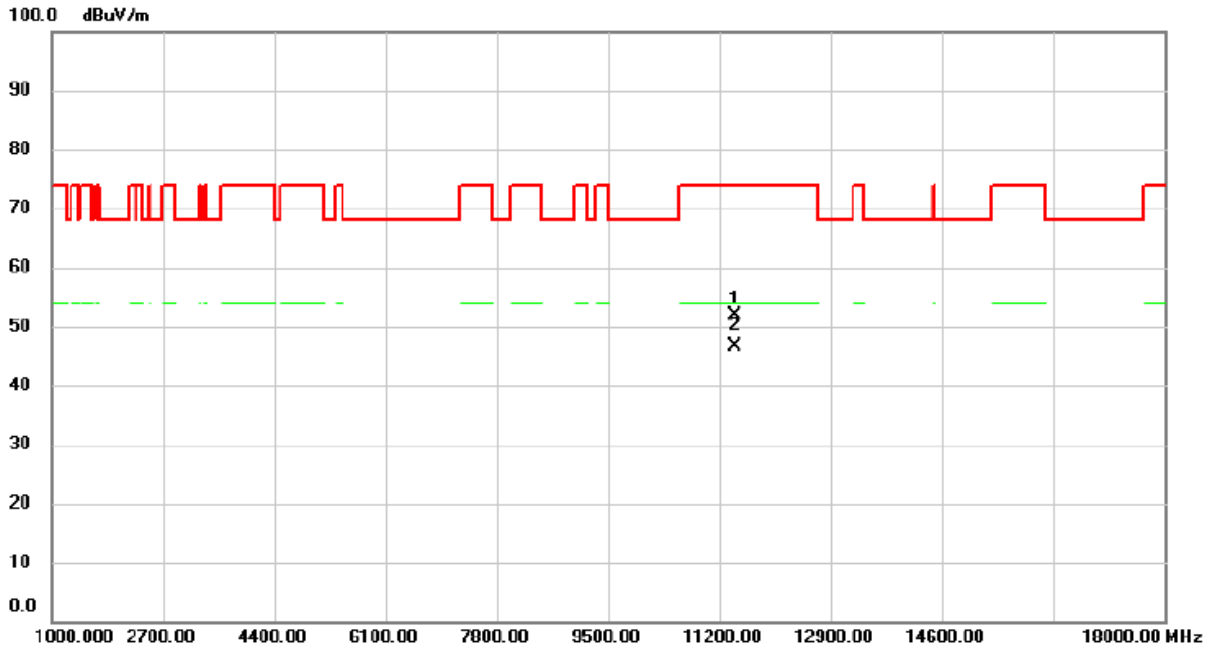


No.	Mk.	Freq. MHz	Reading Level dBuV	Correct Factor dB	Measure- ment dBuV/m	Limit dBuV/m	Margin dB	Detector	Comment
1		5460.000	38.78	14.21	52.99	74.00	-21.01	peak	
2		5460.000	31.22	14.21	45.43	54.00	-8.57	AVG	
3		5470.000	39.11	14.22	53.33	68.20	-14.87	peak	
4	*	5726.900	102.6	15.00	117.68	68.20	49.48	peak	No Limit
5	X	5728.100	95.19	15.00	110.19	68.20	41.99	AVG	No Limit

REMARKS:

- (1) Measurement Value = Reading Level + Correct Factor.
- (2) Margin Level = Measurement Value - Limit Value.

Test Mode	UNII-2C_TX AC(VHT20) Mode 5720 MHz	Polarization	Horizontal
-----------	------------------------------------	--------------	------------

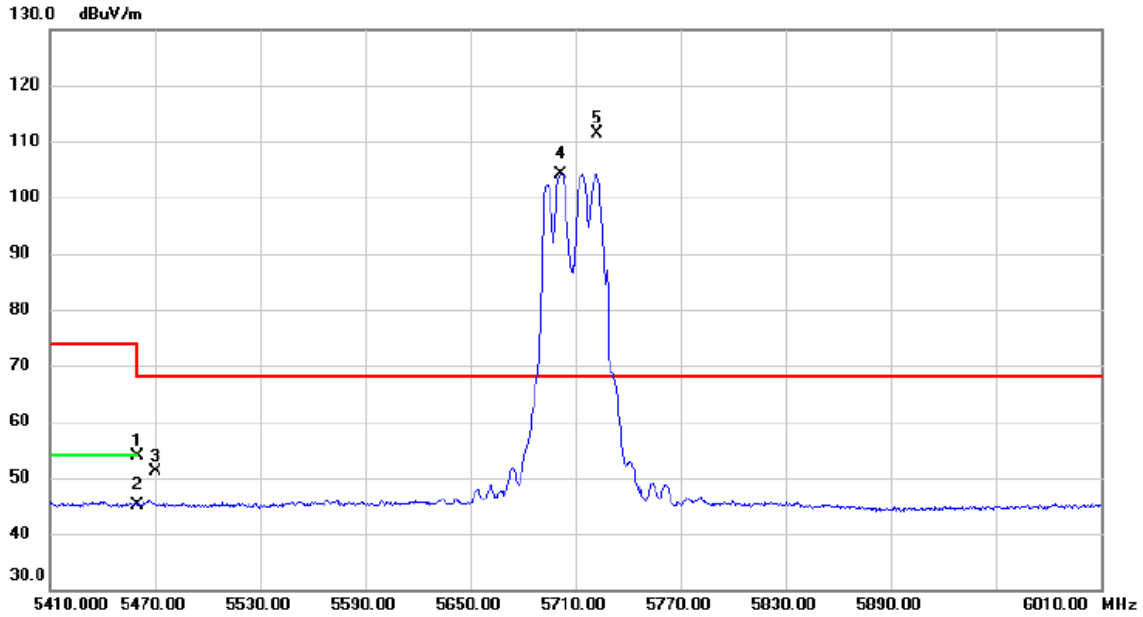


No.	Mk.	Freq. MHz	Reading Level dBuV	Correct Factor dB	Measure- ment dBuV/m	Limit dBuV/m	Margin dB	Detector	Comment
1		11439.90	42.18	9.62	51.80	74.00	-22.20	peak	
2	*	11440.07	36.91	9.62	46.53	54.00	-7.47	AVG	

REMARKS:

- (1) Measurement Value = Reading Level + Correct Factor.
- (2) Margin Level = Measurement Value - Limit Value.

Test Mode	UNII-2C_TX AC(VHT40) Mode 5710 MHz	Polarization	Vertical
-----------	------------------------------------	--------------	----------

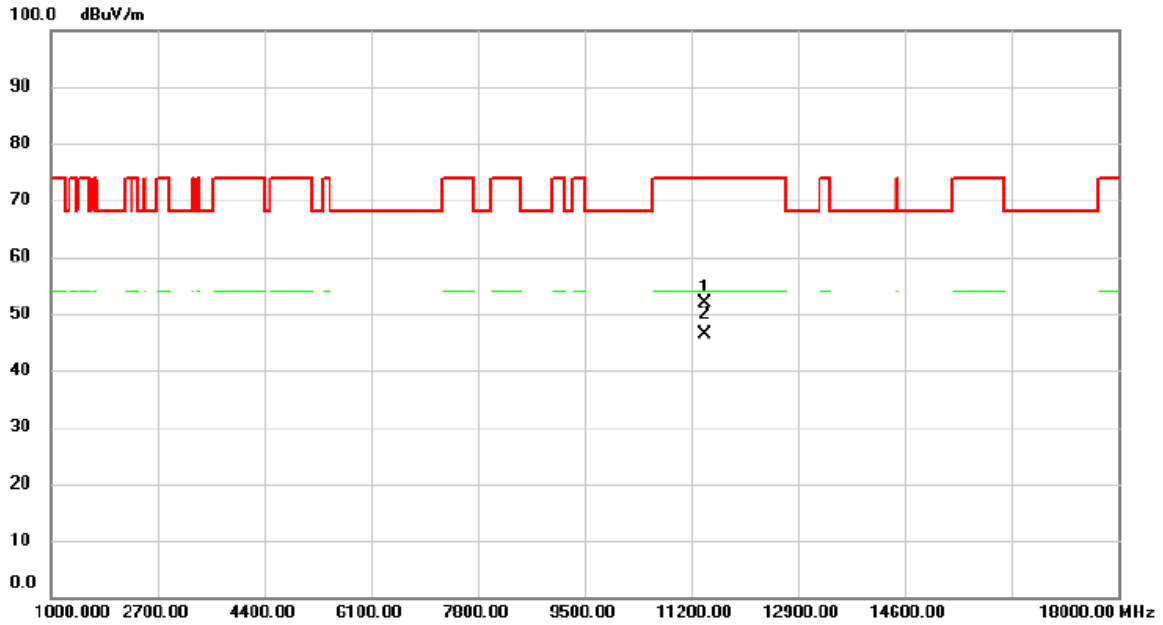


No.	Mk.	Freq. MHz	Reading Level dBuV	Correct Factor dB	Measure- ment dBuV/m	Limit dBuV/m	Margin dB	Detector	Comment
1		5460.000	39.72	14.21	53.93	74.00	-20.07	peak	
2		5460.000	30.95	14.21	45.16	54.00	-8.84	AVG	
3		5470.000	37.02	14.22	51.24	68.20	-16.96	peak	
4	X	5701.600	89.32	14.92	104.24	68.20	36.04	AVG	No Limit
5	*	5722.300	96.42	15.00	111.42	68.20	43.22	peak	No Limit

REMARKS:

- (1) Measurement Value = Reading Level + Correct Factor.
- (2) Margin Level = Measurement Value - Limit Value.

Test Mode	UNII-2C_TX AC(VHT40) Mode 5710 MHz	Polarization	Horizontal
-----------	------------------------------------	--------------	------------

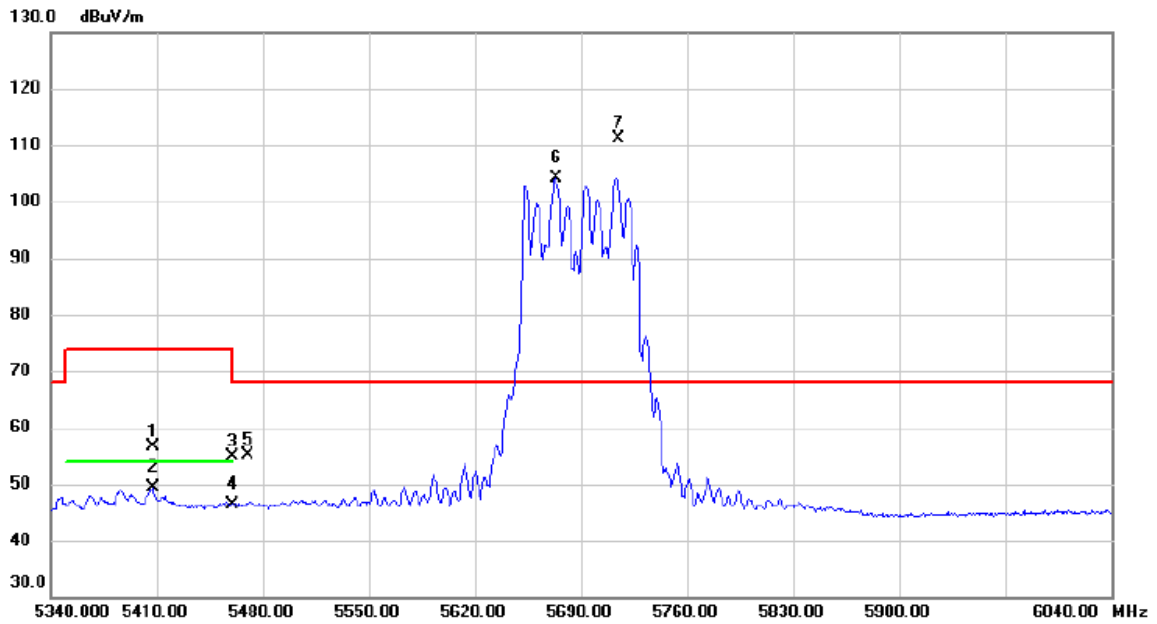


No.	Mk.	Freq. MHz	Reading Level dBuV	Correct Factor dB	Measure- ment dBuV/m	Limit dBuV/m	Margin dB	Detector	Comment
1		11419.96	42.16	9.60	51.76	74.00	-22.24	peak	
2	*	11419.97	36.69	9.60	46.29	54.00	-7.71	AVG	

REMARKS:

- (1) Measurement Value = Reading Level + Correct Factor.
- (2) Margin Level = Measurement Value - Limit Value.

Test Mode	UNII-2C_TX AC(VHT80) Mode 5690 MHz	Polarization	Vertical
-----------	------------------------------------	--------------	----------

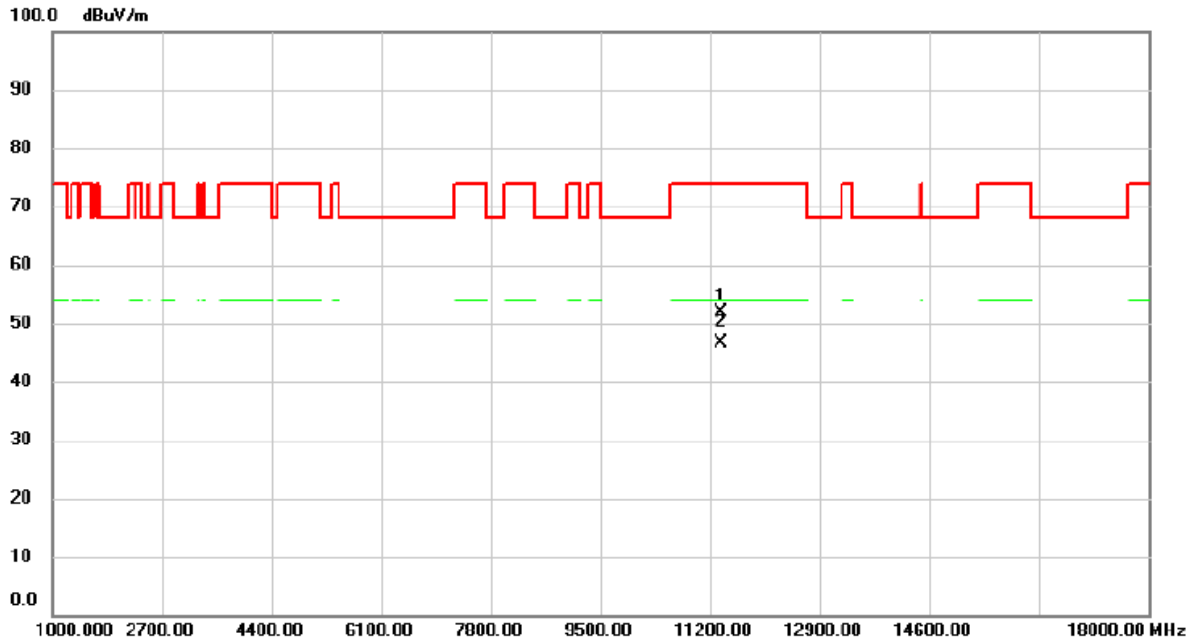


No.	Mk.	Freq. MHz	Reading Level dBuV	Correct Factor dB	Measure- ment dBuV/m	Limit dBuV/m	Margin dB	Detector	Comment
1		5407.550	42.56	14.09	56.65	74.00	-17.35	peak	
2		5407.550	35.20	14.09	49.29	54.00	-4.71	AVG	
3		5460.000	40.55	14.21	54.76	74.00	-19.24	peak	
4		5460.000	32.25	14.21	46.46	54.00	-7.54	AVG	
5		5470.000	40.82	14.22	55.04	68.20	-13.16	peak	
6	X	5673.550	89.40	14.84	104.24	68.20	36.04	AVG	No Limit
7	*	5714.500	96.21	14.97	111.18	68.20	42.98	peak	No Limit

REMARKS:

- (1) Measurement Value = Reading Level + Correct Factor.
- (2) Margin Level = Measurement Value - Limit Value.

Test Mode	UNII-2C_TX AC(VHT80) Mode 5690 MHz	Polarization	Horizontal
-----------	------------------------------------	--------------	------------

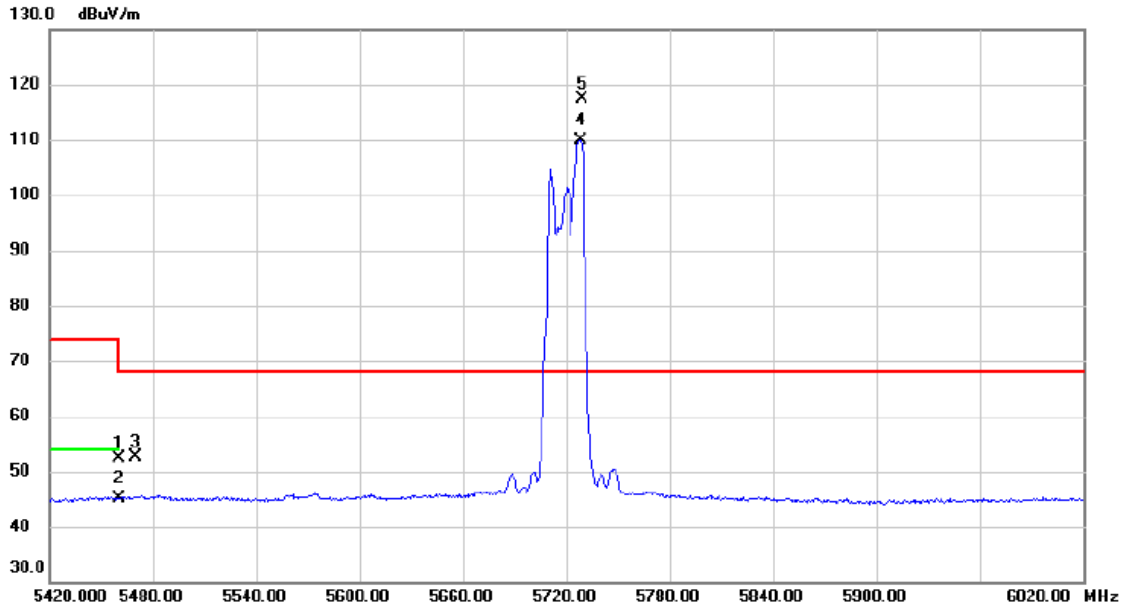


No.	Mk.	Freq. MHz	Reading Level dBuV	Correct Factor dB	Measure- ment dBuV/m	Limit dBuV/m	Margin dB	Detector	Comment
1		11379.84	42.43	9.57	52.00	74.00	-22.00	peak	
2	*	11379.95	37.01	9.57	46.58	54.00	-7.42	AVG	

REMARKS:

- (1) Measurement Value = Reading Level + Correct Factor.
- (2) Margin Level = Measurement Value - Limit Value.

Test Mode	UNII-2C_TX AX(HE20) Mode 5720 MHz	Polarization	Vertical
-----------	-----------------------------------	--------------	----------

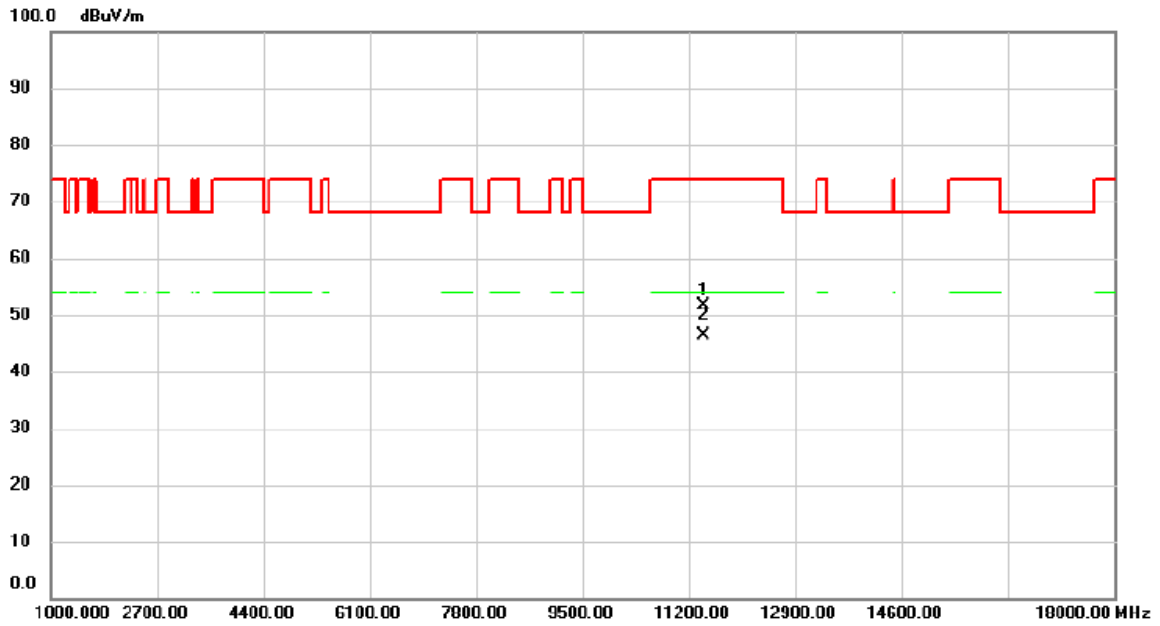


No. Mk.	Freq. MHz	Reading Level dBuV	Correct Factor dB	Measurement dBuV/m	Limit dBuV/m	Margin dB	Detector	Comment
1	5460.000	38.23	14.21	52.44	74.00	-21.56	peak	
2	5460.000	30.93	14.21	45.14	54.00	-8.86	AVG	
3	5470.000	38.31	14.22	52.53	68.20	-15.67	peak	
4 X	5728.100	94.89	15.00	109.89	68.20	41.69	AVG	No Limit
5 *	5729.300	102.4	15.01	117.47	68.20	49.27	peak	No Limit

REMARKS:

- (1) Measurement Value = Reading Level + Correct Factor.
- (2) Margin Level = Measurement Value - Limit Value.

Test Mode	UNII-2C_TX AX(HE20) Mode 5720 MHz	Polarization	Horizontal
-----------	-----------------------------------	--------------	------------

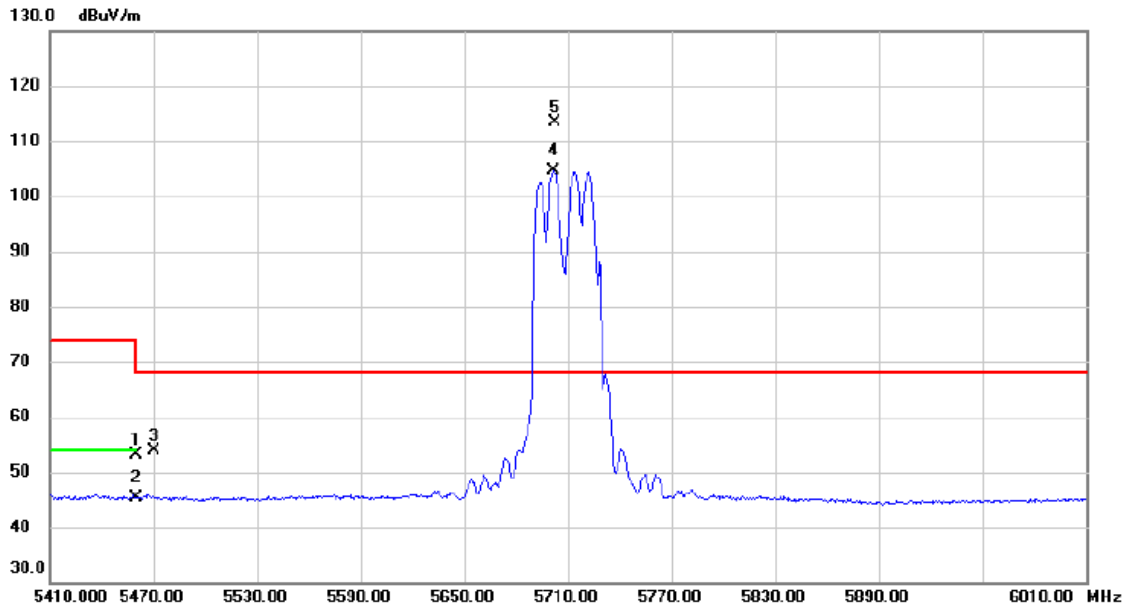


No.	Mk.	Freq. MHz	Reading Level dBuV	Correct Factor dB	Measure- ment dBuV/m	Limit dBuV/m	Margin dB	Detector	Comment
1		11439.75	42.02	9.62	51.64	74.00	-22.36	peak	
2	*	11439.92	36.83	9.62	46.45	54.00	-7.55	AVG	

REMARKS:

- (1) Measurement Value = Reading Level + Correct Factor.
- (2) Margin Level = Measurement Value - Limit Value.

Test Mode	UNII-2C_TX AX(HE40) Mode 5710 MHz	Polarization	Vertical
-----------	-----------------------------------	--------------	----------

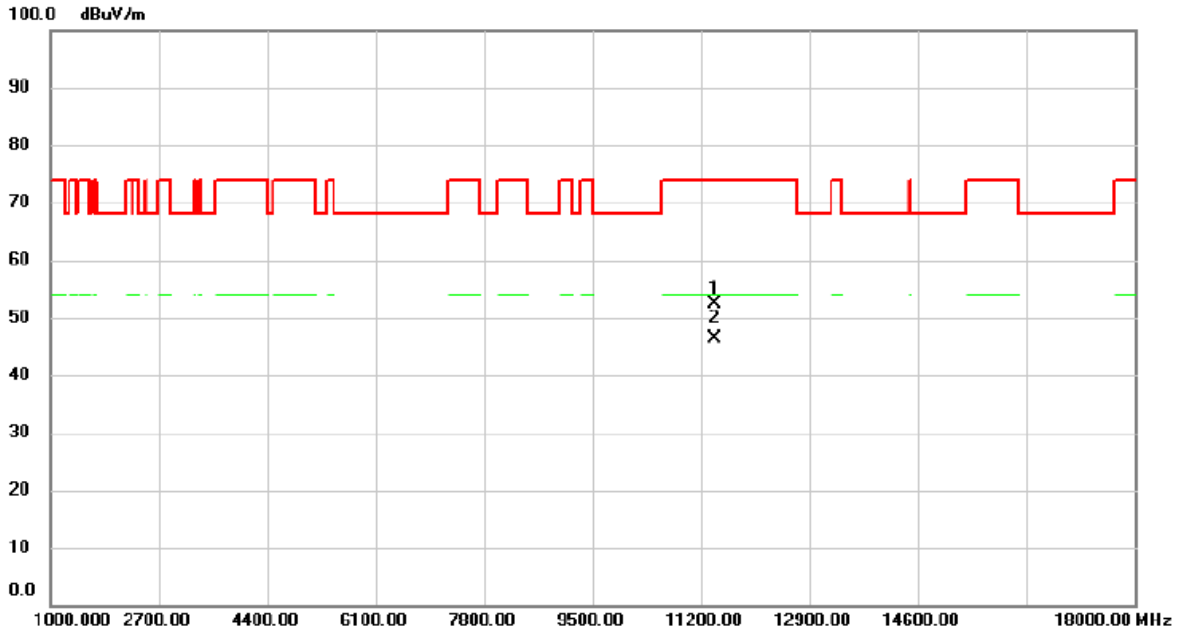


No.	Mk.	Freq. MHz	Reading Level dBuV	Correct Factor dB	Measure- ment dBuV/m	Limit dBuV/m	Margin dB	Detector	Comment
1		5460.000	38.84	14.21	53.05	74.00	-20.95	peak	
2		5460.000	31.26	14.21	45.47	54.00	-8.53	AVG	
3		5470.000	39.73	14.22	53.95	68.20	-14.25	peak	
4	X	5701.900	89.61	14.92	104.53	68.20	36.33	AVG	No Limit
5	*	5702.500	98.36	14.92	113.28	68.20	45.08	peak	No Limit

REMARKS:

- (1) Measurement Value = Reading Level + Correct Factor.
- (2) Margin Level = Measurement Value - Limit Value.

Test Mode	UNII-2C_TX AX(HE40) Mode 5710 MHz	Polarization	Horizontal
-----------	-----------------------------------	--------------	------------

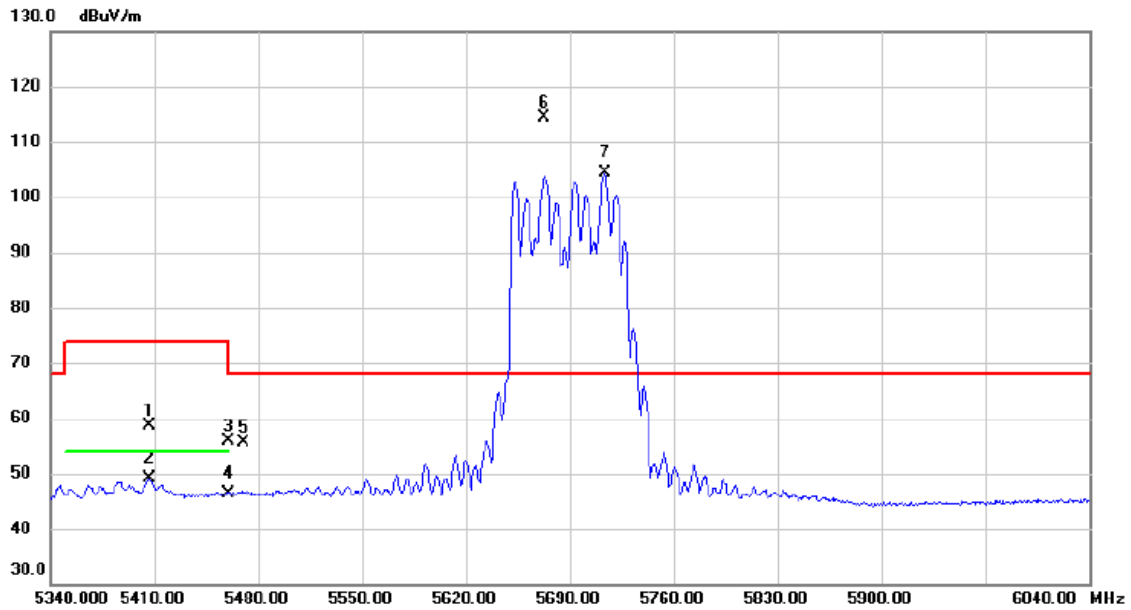


No. Mk.	Freq. MHz	Reading Level dBuV	Correct Factor dB	Measure- ment dBuV/m	Limit dBuV/m	Margin dB	Detector	Comment
1	11419.93	42.66	9.60	52.26	74.00	-21.74	peak	
2 *	11420.04	36.76	9.60	46.36	54.00	-7.64	AVG	

REMARKS:

- (1) Measurement Value = Reading Level + Correct Factor.
- (2) Margin Level = Measurement Value - Limit Value.

Test Mode	UNII-2C_TX AX(HE80) Mode 5690 MHz	Polarization	Vertical
-----------	-----------------------------------	--------------	----------

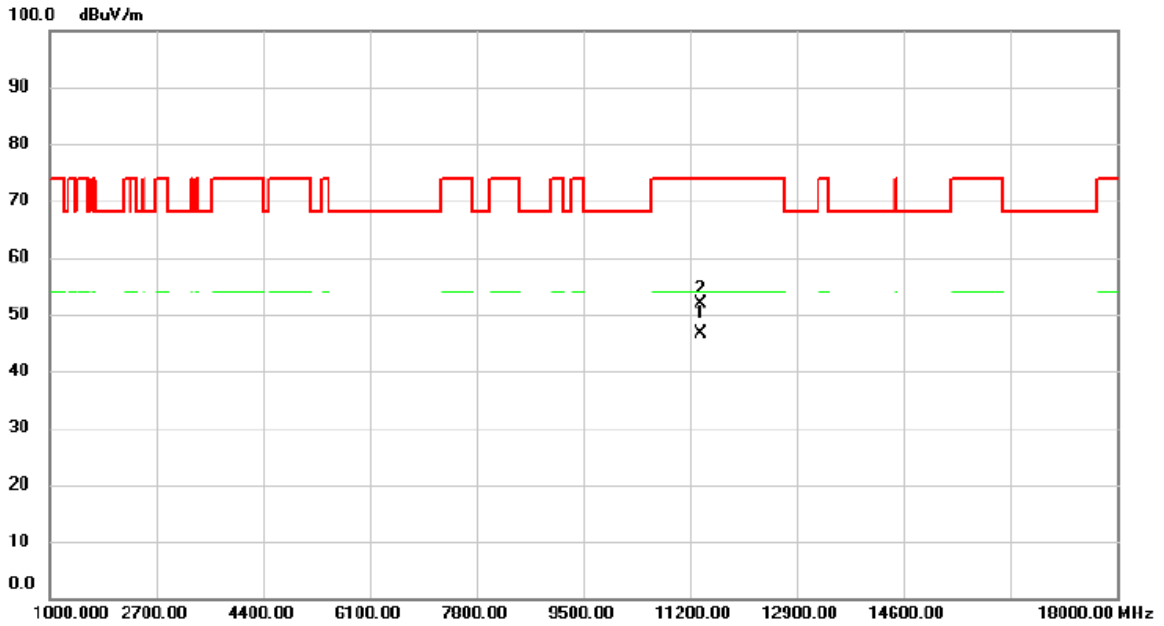


No. Mk.	Freq. MHz	Reading Level dBuV	Correct Factor dB	Measurement dBuV/m	Limit dBuV/m	Margin dB	Detector	Comment
1	5406.850	44.45	14.08	58.53	74.00	-15.47	peak	
2	5406.850	34.95	14.08	49.03	54.00	-4.97	AVG	
3	5460.000	41.79	14.21	56.00	74.00	-18.00	peak	
4	5460.000	32.25	14.21	46.46	54.00	-7.54	AVG	
5	5470.000	41.49	14.22	55.71	68.20	-12.49	peak	
6 *	5673.200	99.58	14.84	114.42	68.20	46.22	peak	No Limit
7 X	5713.450	89.39	14.96	104.35	68.20	36.15	AVG	No Limit

REMARKS:

- (1) Measurement Value = Reading Level + Correct Factor.
- (2) Margin Level = Measurement Value - Limit Value.

Test Mode	UNII-2C_TX AX(HE80) Mode 5690 MHz	Polarization	Horizontal
-----------	-----------------------------------	--------------	------------

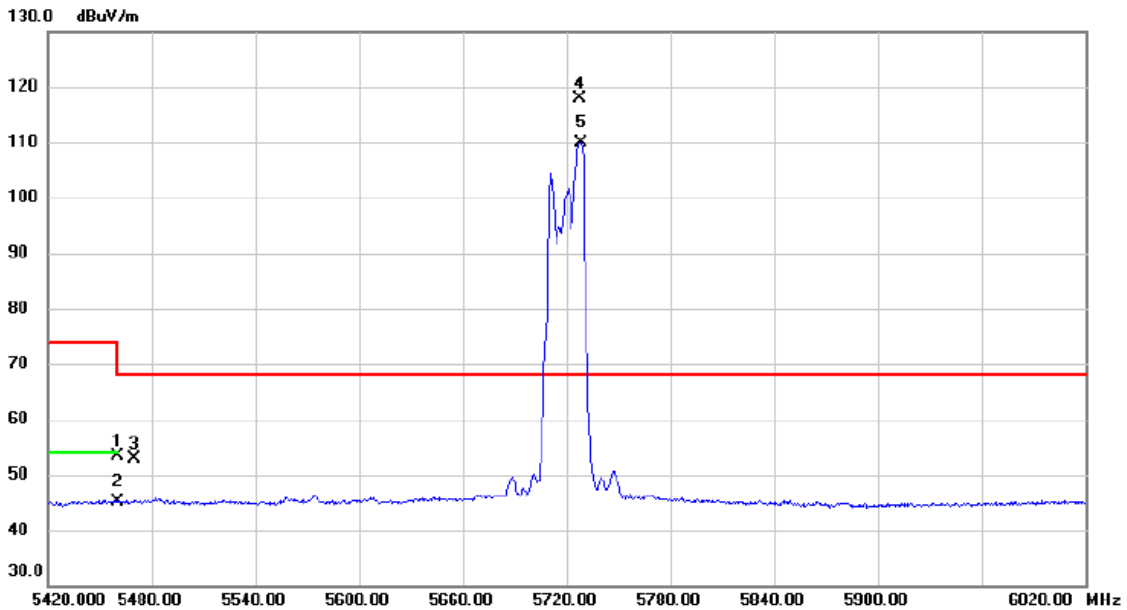


No.	Mk.	Freq. MHz	Reading Level dBuV	Correct Factor dB	Measure- ment dBuV/m	Limit dBuV/m	Margin dB	Detector	Comment
1	*	11379.96	37.04	9.57	46.61	54.00	-7.39	AVG	
2		11380.03	42.42	9.57	51.99	74.00	-22.01	peak	

REMARKS:

- (1) Measurement Value = Reading Level + Correct Factor.
- (2) Margin Level = Measurement Value - Limit Value.

Test Mode	UNII-2C_TX BE(EHT20) Mode 5720 MHz	Polarization	Vertical
-----------	------------------------------------	--------------	----------



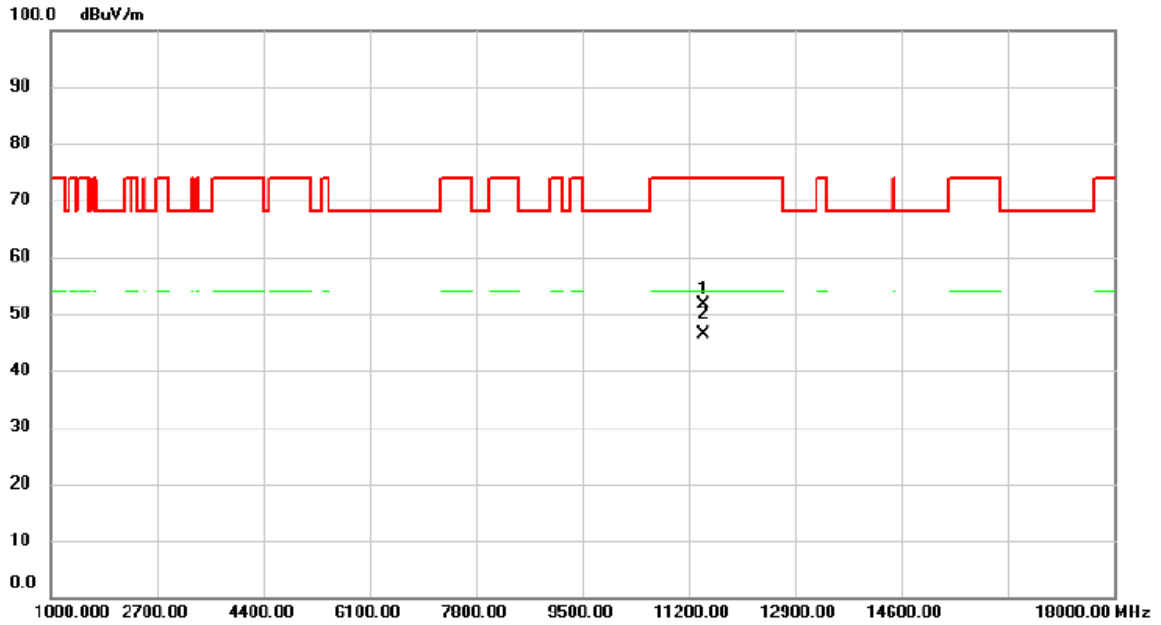
No.	Mk.	Freq. MHz	Reading Level dBuV	Correct Factor dB	Measure- ment dBuV/m	Limit dBuV/m	Margin dB	Detector	Comment
1		5460.000	39.05	14.21	53.26	74.00	-20.74	peak	
2		5460.000	30.85	14.21	45.06	54.00	-8.94	AVG	
3		5470.000	38.68	14.22	52.90	68.20	-15.30	peak	
4	*	5727.500	102.9	15.00	117.94	68.20	49.74	peak	No Limit
5	X	5728.100	94.97	15.00	109.97	68.20	41.77	AVG	No Limit

REMARKS:

(1) Measurement Value = Reading Level + Correct Factor.

(2) Margin Level = Measurement Value - Limit Value.

Test Mode	UNII-2C_TX BE(EHT20) Mode 5720 MHz	Polarization	Horizontal
-----------	------------------------------------	--------------	------------

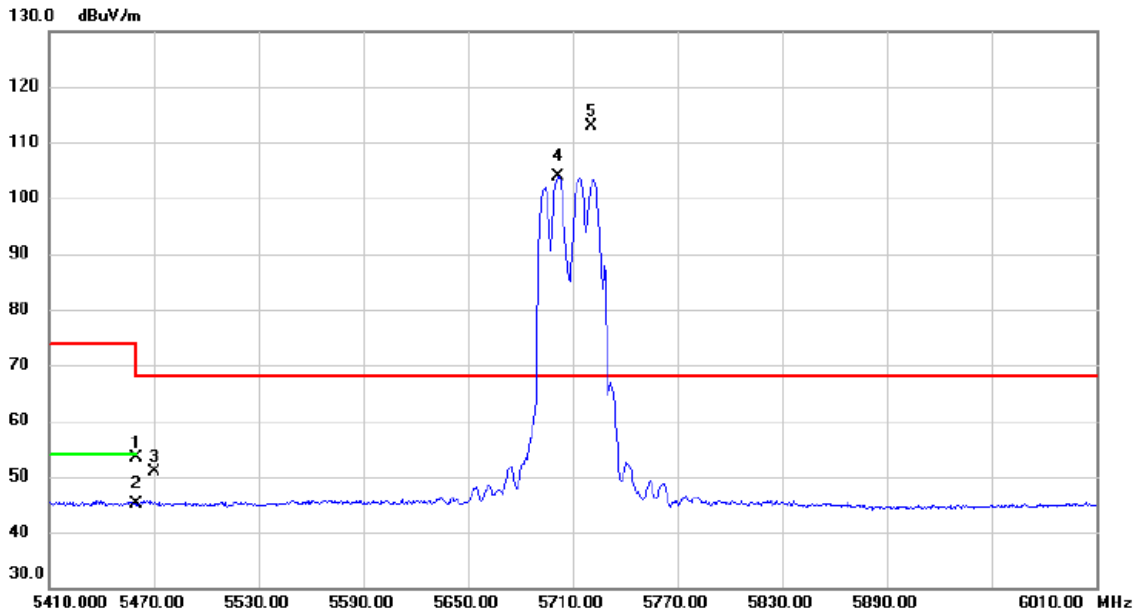


No.	Mk.	Freq. MHz	Reading Level dBuV	Correct Factor dB	Measure- ment dBuV/m	Limit dBuV/m	Margin dB	Detector	Comment
1		11439.91	42.11	9.62	51.73	74.00	-22.27	peak	
2	*	11439.95	36.80	9.62	46.42	54.00	-7.58	AVG	

REMARKS:

- (1) Measurement Value = Reading Level + Correct Factor.
- (2) Margin Level = Measurement Value - Limit Value.

Test Mode	UNII-2C_TX BE(EHT40) Mode 5710 MHz	Polarization	Vertical
-----------	------------------------------------	--------------	----------

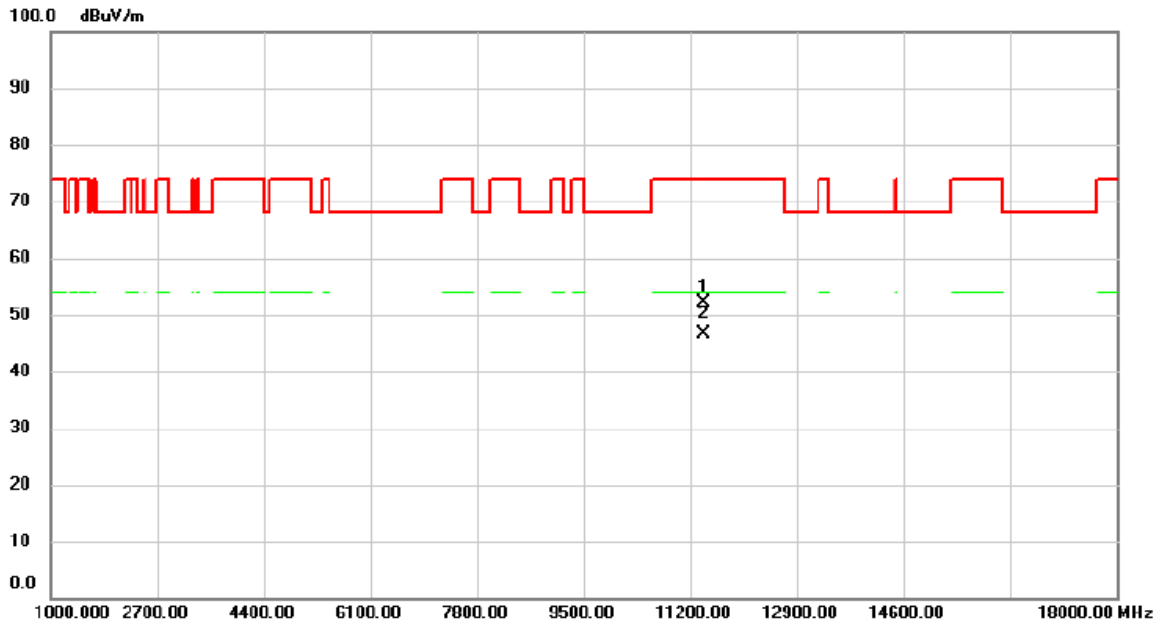


No.	Mk.	Freq. MHz	Reading Level dBuV	Correct Factor dB	Measure- ment dBuV/m	Limit dBuV/m	Margin dB	Detector	Comment
1		5460.000	39.05	14.21	53.26	74.00	-20.74	peak	
2		5460.000	30.81	14.21	45.02	54.00	-8.98	AVG	
3		5470.000	36.73	14.22	50.95	68.20	-17.25	peak	
4	X	5701.600	88.99	14.92	103.91	68.20	35.71	AVG	No Limit
5	*	5721.100	97.79	14.99	112.78	68.20	44.58	peak	No Limit

REMARKS:

- (1) Measurement Value = Reading Level + Correct Factor.
- (2) Margin Level = Measurement Value - Limit Value.

Test Mode	UNII-2C_TX BE(EHT40) Mode 5710 MHz	Polarization	Horizontal
-----------	------------------------------------	--------------	------------

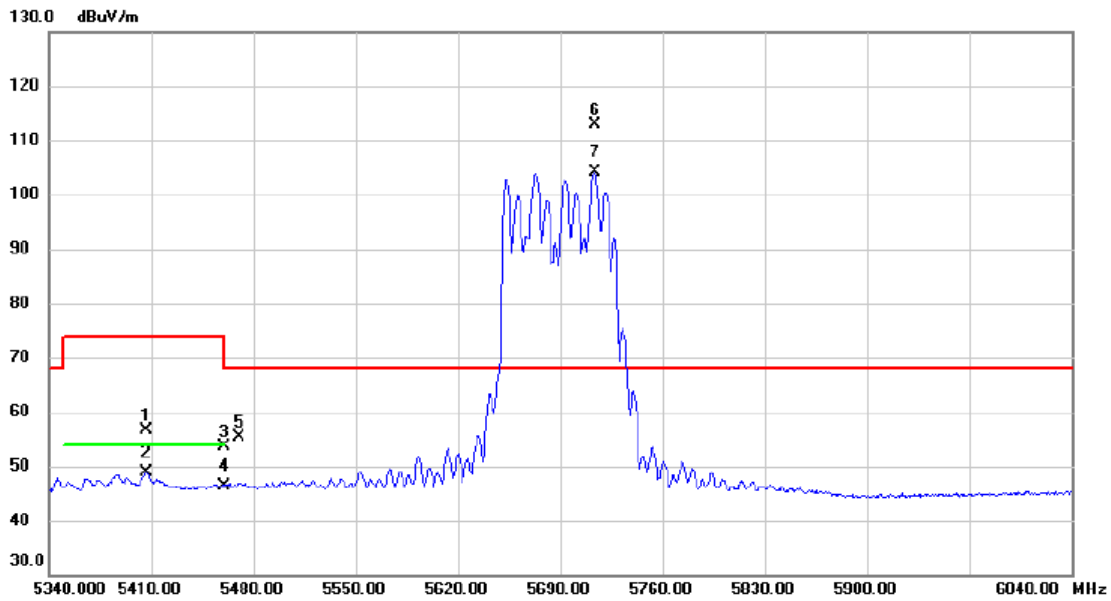


No.	Mk.	Freq. MHz	Reading Level dBuV	Correct Factor dB	Measure- ment dBuV/m	Limit dBuV/m	Margin dB	Detector	Comment
1		11420.03	42.53	9.60	52.13	74.00	-21.87	peak	
2	*	11420.04	36.93	9.60	46.53	54.00	-7.47	AVG	

REMARKS:

- (1) Measurement Value = Reading Level + Correct Factor.
- (2) Margin Level = Measurement Value - Limit Value.

Test Mode	UNII-2C_TX BE(EHT80) Mode 5690 MHz	Polarization	Vertical
-----------	------------------------------------	--------------	----------

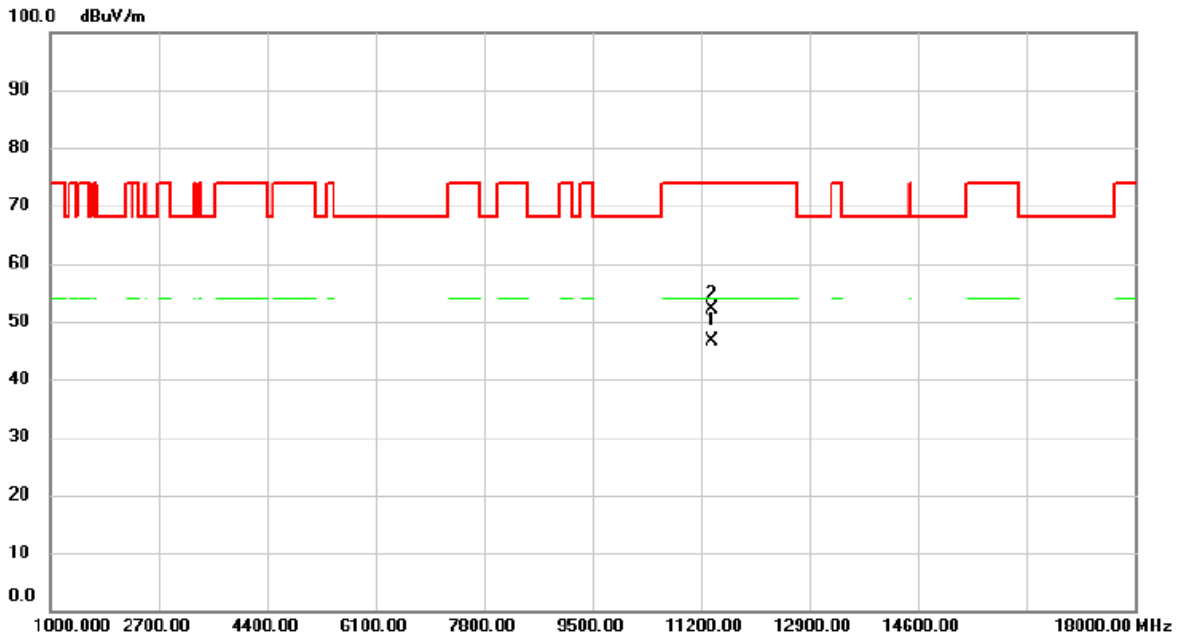


No. Mk.	Freq. MHz	Reading Level dBuV	Correct Factor dB	Measurement dBuV/m	Limit dBuV/m	Margin dB	Detector	Comment
1	5406.500	42.56	14.08	56.64	74.00	-17.36	peak	
2	5406.500	34.82	14.08	48.90	54.00	-5.10	AVG	
3	5460.000	39.35	14.21	53.56	74.00	-20.44	peak	
4	5460.000	32.24	14.21	46.45	54.00	-7.55	AVG	
5	5470.000	41.14	14.22	55.36	68.20	-12.84	peak	
6 *	5713.800	98.00	14.96	112.96	68.20	44.76	peak	No Limit
7 X	5713.800	89.25	14.96	104.21	68.20	36.01	AVG	No Limit

REMARKS:

- (1) Measurement Value = Reading Level + Correct Factor.
- (2) Margin Level = Measurement Value - Limit Value.

Test Mode	UNII-2C_TX BE(EHT80) Mode 5690 MHz	Polarization	Horizontal
-----------	------------------------------------	--------------	------------



No.	Mk.	Freq. MHz	Reading Level dBuV	Correct Factor dB	Measure- ment dBuV/m	Limit dBuV/m	Margin dB	Detector	Comment
1	*	11379.94	36.98	9.57	46.55	54.00	-7.45	AVG	
2		11379.95	42.55	9.57	52.12	74.00	-21.88	peak	

REMARKS:

- (1) Measurement Value = Reading Level + Correct Factor.
- (2) Margin Level = Measurement Value - Limit Value.

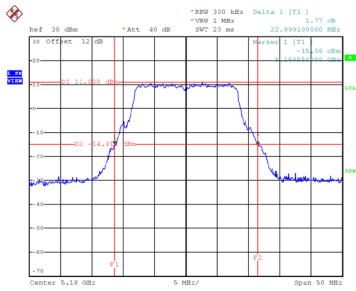
APPENDIX E - BANDWIDTH

NSS1

Test Mode	UNII-1_TX A Mode
-----------	------------------

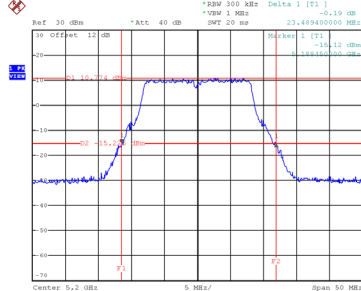
Channel	Frequency (MHz)	26 dB Bandwidth (MHz)	99 % Occupied Bandwidth (MHz)
36	5180	22.999	17.200
40	5200	23.489	17.200
48	5240	23.189	17.200

CH36



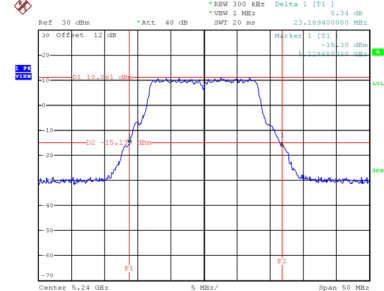
Date: 25_JUN.2024 09:00:14

CH40
26 dB Bandwidth



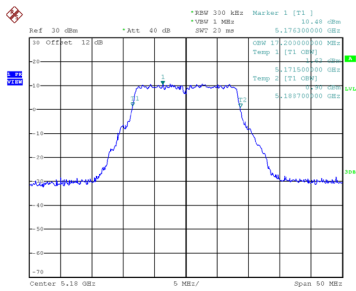
Date: 25_JUN.2024 09:01:33

CH48

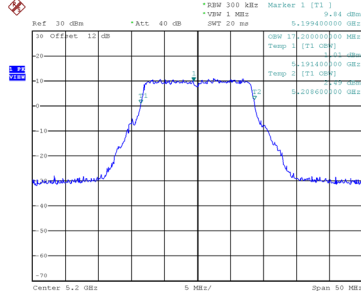


Date: 25_JUN.2024 09:02:14

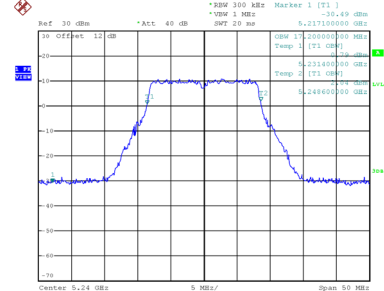
99 % Occupied Bandwidth



Date: 25_JUN.2024 09:00:24



Date: 25_JUN.2024 09:01:11

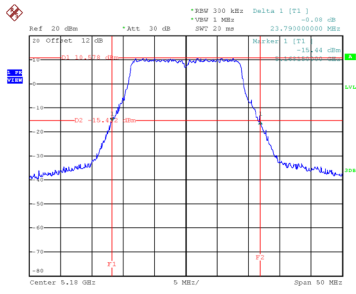


Date: 25_JUN.2024 09:01:54

Test Mode	UNII-1_TX AC(VHT20) Mode
-----------	--------------------------

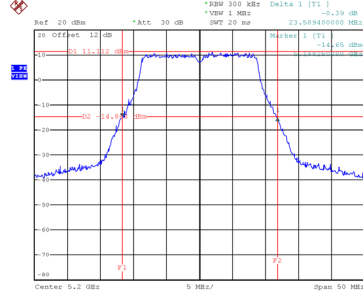
Channel	Frequency (MHz)	26 dB Bandwidth (MHz)	99 % Occupied Bandwidth (MHz)
36	5180	23.790	18.200
40	5200	23.589	18.200
48	5240	23.599	18.200

CH36



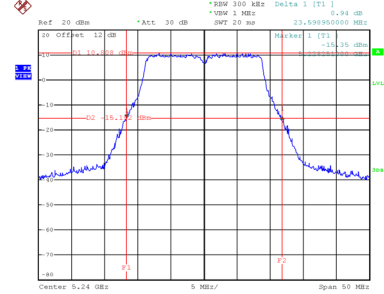
Date: 27_JUN.2024 14:22:29

CH40
26 dB Bandwidth



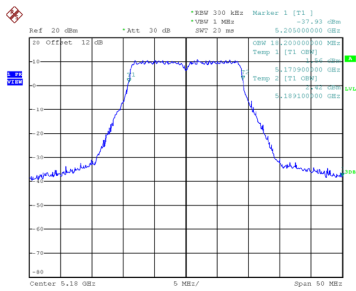
Date: 27_JUN.2024 14:23:09

CH48

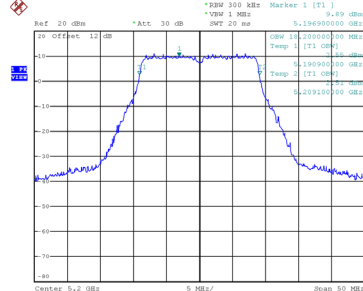


Date: 27_JUN.2024 14:23:46

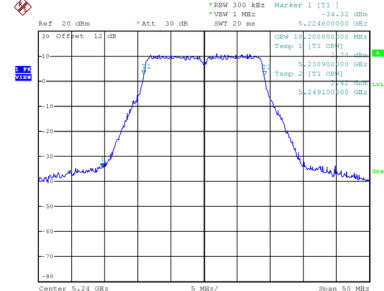
99 % Occupied Bandwidth



Date: 27_JUN.2024 14:22:09



Date: 27_JUN.2024 14:22:47

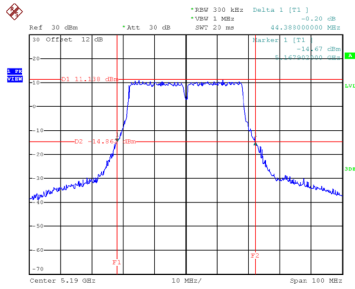


Date: 27_JUN.2024 14:23:25

Test Mode	UNII-1_TX AC(VHT40) Mode
-----------	--------------------------

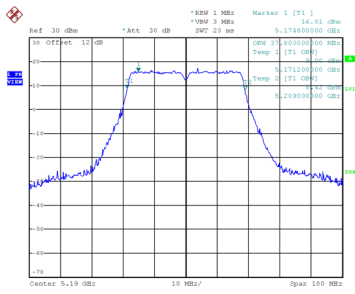
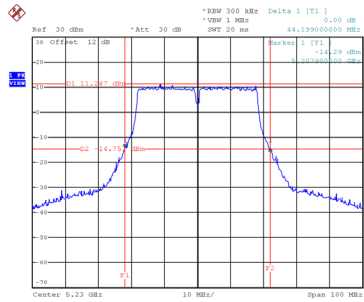
Channel	Frequency (MHz)	26 dB Bandwidth (MHz)	99 % Occupied Bandwidth (MHz)
38	5190	44.388	37.800
46	5230	44.199	37.600

CH38

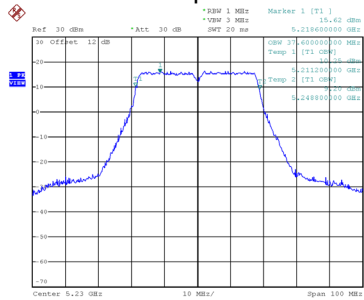


CH46

26 dB Bandwidth



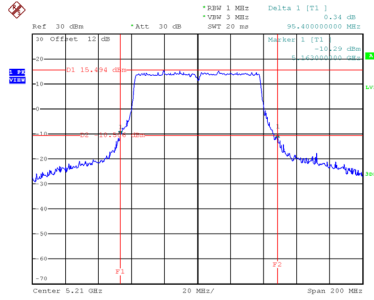
99 % Occupied Bandwidth



Test Mode	UNII-1_TX AC(VHT80) Mode
-----------	--------------------------

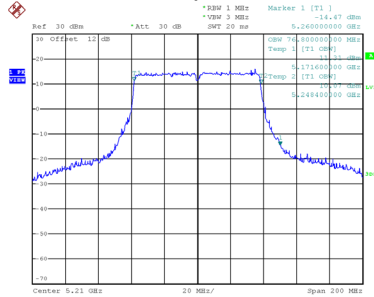
Channel	Frequency (MHz)	26 dB Bandwidth (MHz)	99 % Occupied Bandwidth (MHz)
42	5210	95.400	76.800

CH42 26 dB Bandwidth



Date: 27.JUN.2024 14:48:10

99 % Occupied Bandwidth

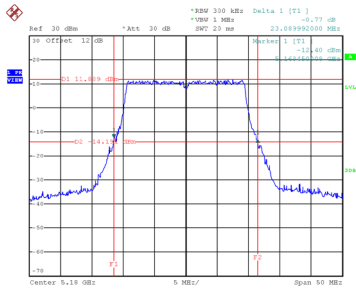


Date: 27.JUN.2024 14:47:47

Test Mode	UNII-1_TX AX(HE20) Mode
-----------	-------------------------

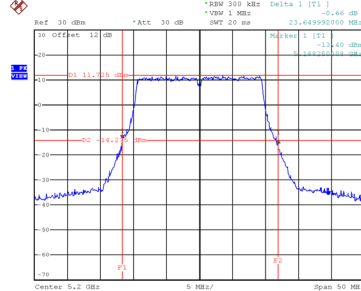
Channel	Frequency (MHz)	26 dB Bandwidth (MHz)	99 % Occupied Bandwidth (MHz)
36	5180	23.090	19.200
40	5200	23.650	19.200
48	5240	23.650	19.200

CH36



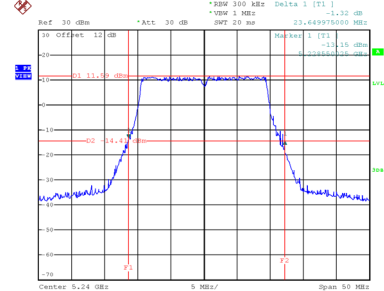
Date: 27_JUN.2024 14:55:42

CH40
26 dB Bandwidth



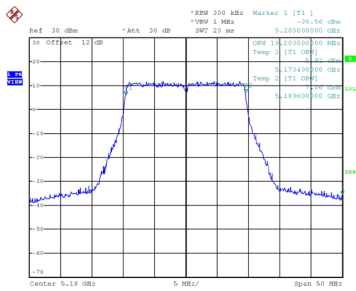
Date: 27_JUN.2024 14:56:22

CH48

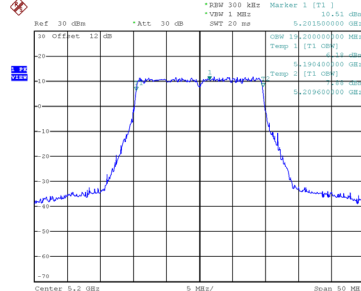


Date: 27_JUN.2024 14:57:01

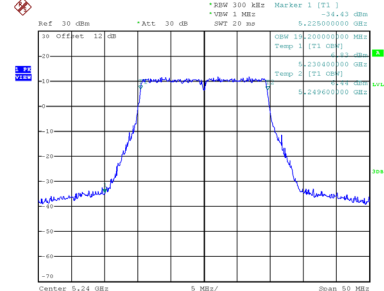
99 % Occupied Bandwidth



Date: 27_JUN.2024 14:55:42



Date: 27_JUN.2024 14:56:21

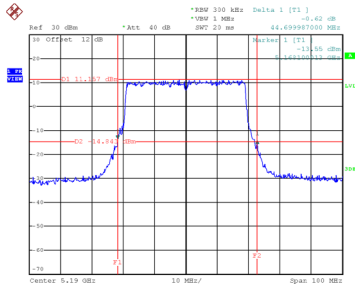


Date: 27_JUN.2024 14:56:40

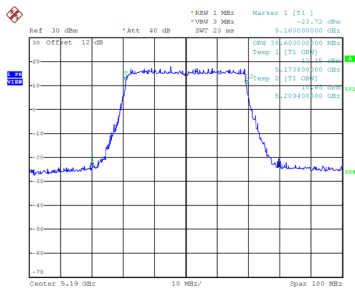
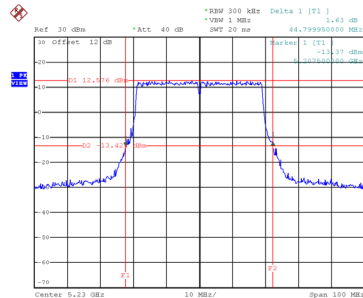
Test Mode	UNII-1_TX AX(HE40) Mode
-----------	-------------------------

Channel	Frequency (MHz)	26 dB Bandwidth (MHz)	99 % Occupied Bandwidth (MHz)
38	5190	44.700	38.600
46	5230	44.800	38.800

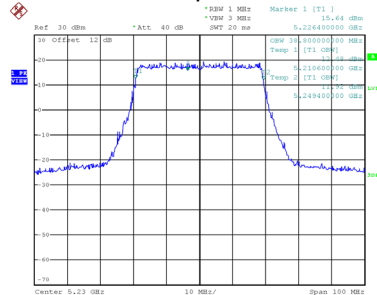
CH38



CH46 26 dB Bandwidth



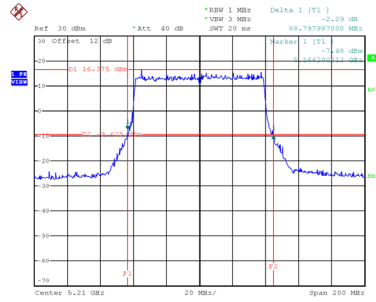
99 % Occupied Bandwidth



Test Mode	UNII-1_TX AX(HE80) Mode
-----------	-------------------------

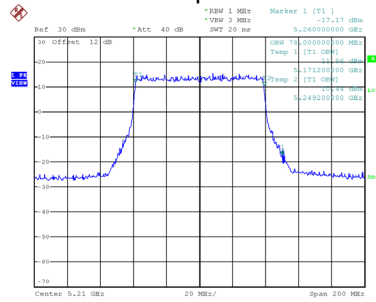
Channel	Frequency (MHz)	26 dB Bandwidth (MHz)	99 % Occupied Bandwidth (MHz)
42	5210	88.798	78.000

CH42 26 dB Bandwidth



Date: 3.JUL.2024 14:18:51

99 % Occupied Bandwidth

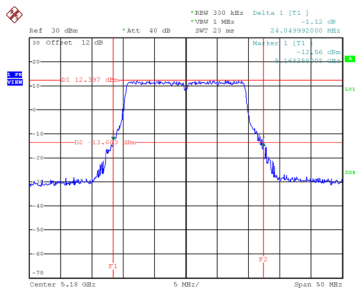


Date: 3.JUL.2024 14:18:23

Test Mode	UNII-1_TX BE(EHT20) Mode
-----------	--------------------------

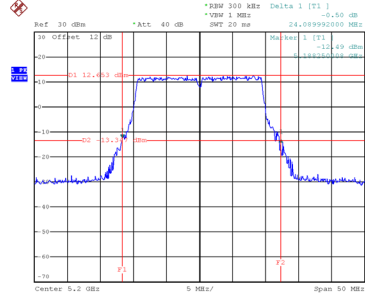
Channel	Frequency (MHz)	26 dB Bandwidth (MHz)	99 % Occupied Bandwidth (MHz)
36	5180	24.050	19.200
40	5200	24.090	19.300
48	5240	23.898	19.200

CH36



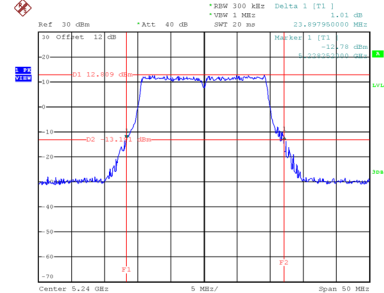
Date: 3.JUL.2024 14:29:17

CH40
26 dB Bandwidth



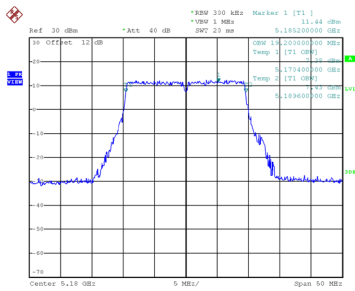
Date: 3.JUL.2024 14:30:01

CH48

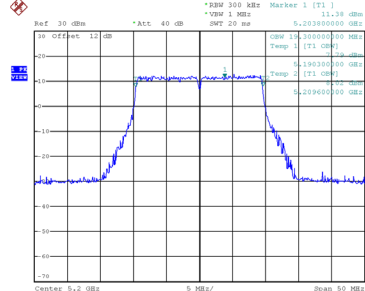


Date: 3.JUL.2024 14:30:37

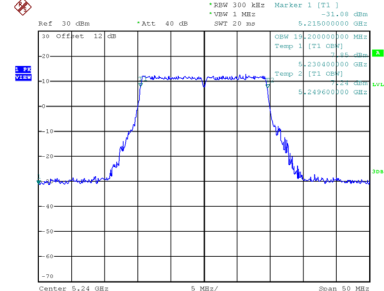
99 % Occupied Bandwidth



Date: 3.JUL.2024 14:28:55



Date: 3.JUL.2024 14:29:37

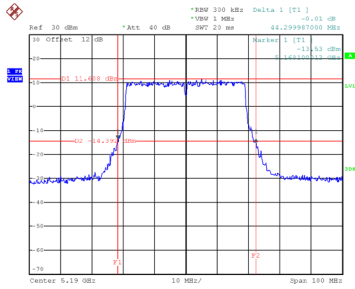


Date: 3.JUL.2024 14:30:15

Test Mode	UNII-1_TX BE(EHT40) Mode
-----------	--------------------------

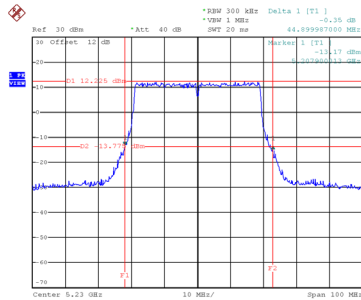
Channel	Frequency (MHz)	26 dB Bandwidth (MHz)	99 % Occupied Bandwidth (MHz)
38	5190	44.300	38.600
46	5230	44.900	38.800

CH38



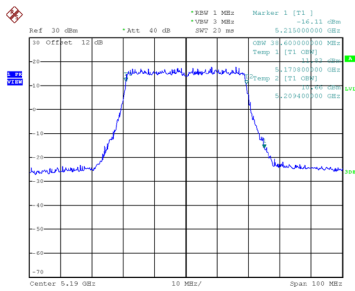
Date: 3.JUL.2024 14:39:08

CH46 26 dB Bandwidth

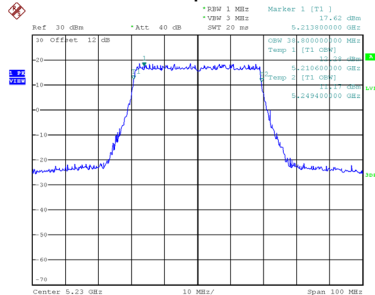


Date: 3.JUL.2024 14:40:13

99 % Occupied Bandwidth



Date: 3.JUL.2024 14:38:38

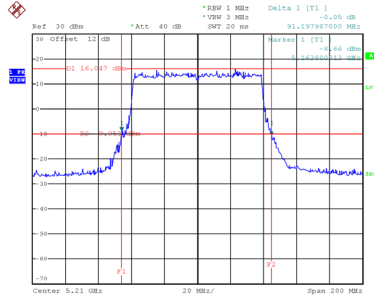


Date: 3.JUL.2024 14:39:50

Test Mode	UNII-1_TX BE(EHT80) Mode
-----------	--------------------------

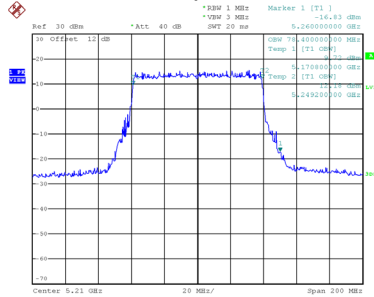
Channel	Frequency (MHz)	26 dB Bandwidth (MHz)	99 % Occupied Bandwidth (MHz)
42	5210	91.198	78.400

CH42 26 dB Bandwidth



Date: 3.JUL.2024 14:52:41

99 % Occupied Bandwidth

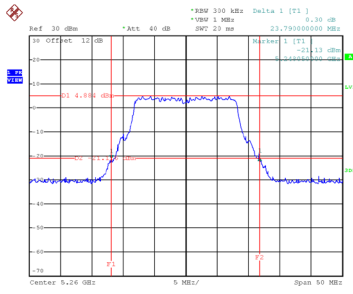


Date: 3.JUL.2024 14:52:13

Test Mode	UNII-2A_TX A Mode
-----------	-------------------

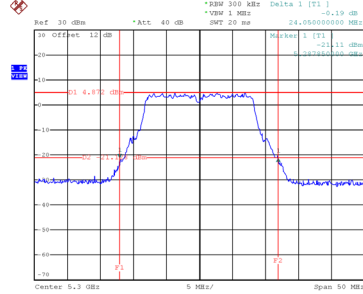
Channel	Frequency (MHz)	26 dB Bandwidth (MHz)	99 % Occupied Bandwidth (MHz)
52	5260	23.790	17.200
60	5300	24.050	17.200
64	5320	23.400	17.200

CH52



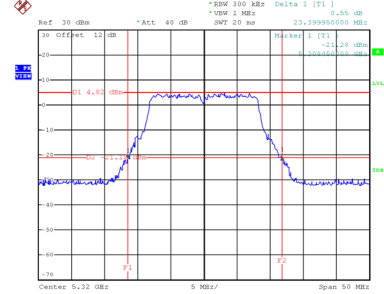
Date: 25_JUN_2024 09:03:42

CH60
26 dB Bandwidth



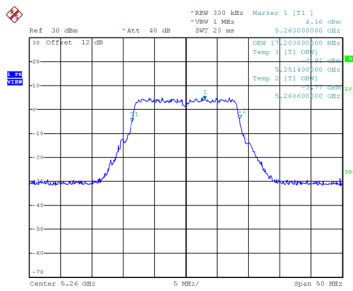
Date: 25_JUN_2024 09:04:24

CH64

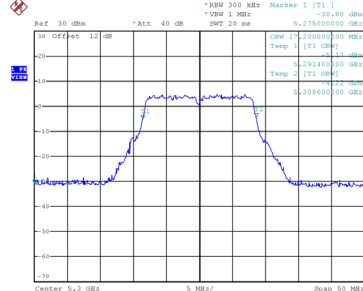


Date: 25_JUN_2024 09:05:40

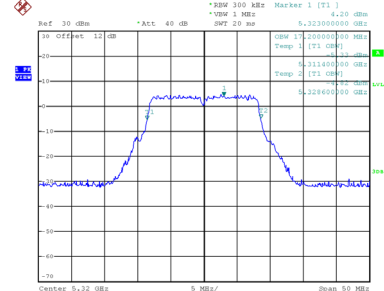
99 % Occupied Bandwidth



Date: 25_JUN_2024 09:03:21



Date: 25_JUN_2024 09:04:05

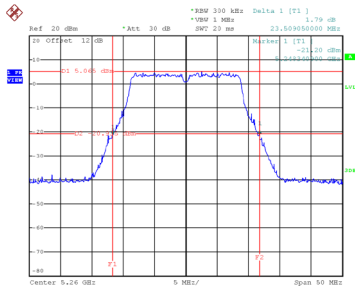


Date: 25_JUN_2024 09:05:19

Test Mode	UNII-2A_TX AC(VHT20) Mode
-----------	---------------------------

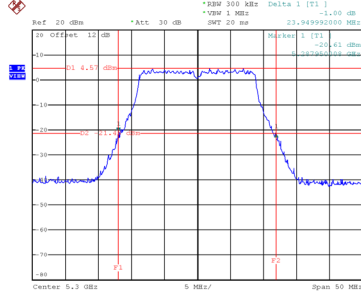
Channel	Frequency (MHz)	26 dB Bandwidth (MHz)	99 % Occupied Bandwidth (MHz)
52	5260	23.509	18.200
60	5300	23.950	18.200
64	5320	23.690	18.200

CH52



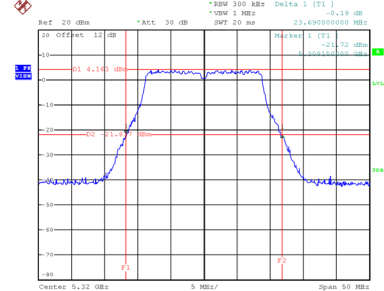
Date: 27_JUN.2024 14:24:38

CH60
26 dB Bandwidth



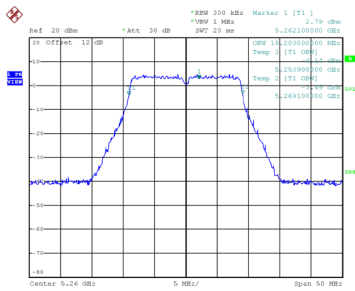
Date: 27_JUN.2024 14:25:19

CH64

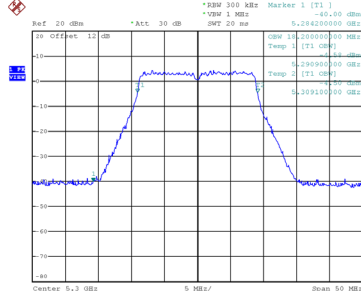


Date: 27_JUN.2024 14:25:58

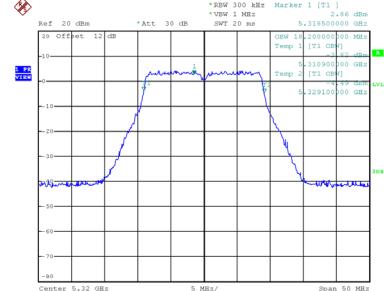
99 % Occupied Bandwidth



Date: 27_JUN.2024 14:24:16



Date: 27_JUN.2024 14:24:59

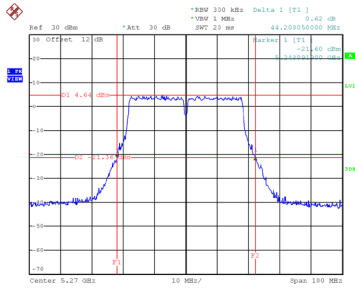


Date: 27_JUN.2024 14:25:38

Test Mode	UNII-2A_TX AC(VHT40) Mode
-----------	---------------------------

Channel	Frequency (MHz)	26 dB Bandwidth (MHz)	99 % Occupied Bandwidth (MHz)
54	5270	44.208	37.600
62	5310	45.200	37.400

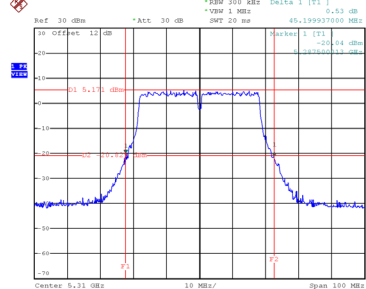
CH54



Date: 27_JUN,2024 14:36:33

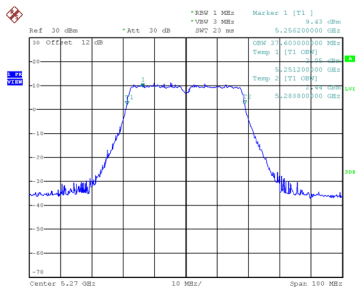
CH62

26 dB Bandwidth

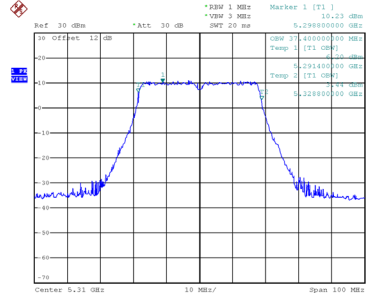


Date: 27_JUN,2024 14:37:15

99 % Occupied Bandwidth



Date: 27_JUN,2024 14:36:56

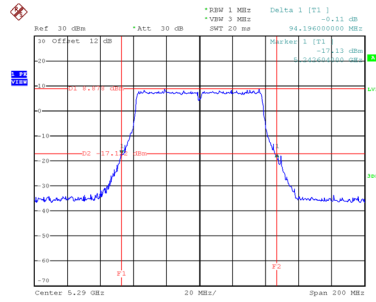


Date: 27_JUN,2024 14:36:47

Test Mode	UNII-2A_TX AC(VHT80) Mode
-----------	---------------------------

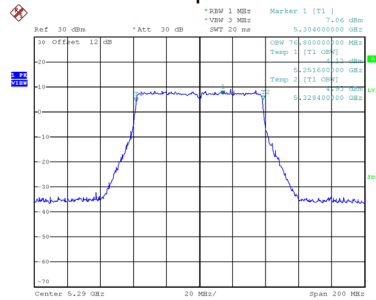
Channel	Frequency (MHz)	26 dB Bandwidth (MHz)	99 % Occupied Bandwidth (MHz)
58	5290	94.196	76.800

CH58 26 dB Bandwidth



Date: 27 JUN 2024 14:49:01

99 % Occupied Bandwidth

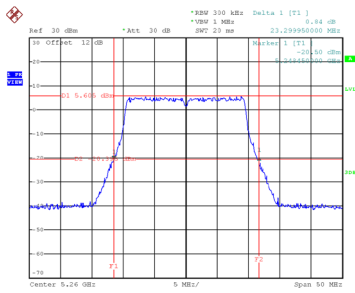


Date: 27 JUN 2024 14:48:37

Test Mode	UNII-2A_TX AX(HE20) Mode
-----------	--------------------------

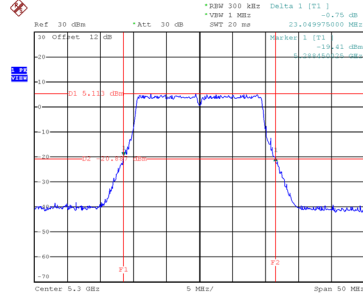
Channel	Frequency (MHz)	26 dB Bandwidth (MHz)	99 % Occupied Bandwidth (MHz)
52	5260	23.300	19.200
60	5300	23.050	19.200
64	5320	23.289	19.200

CH52



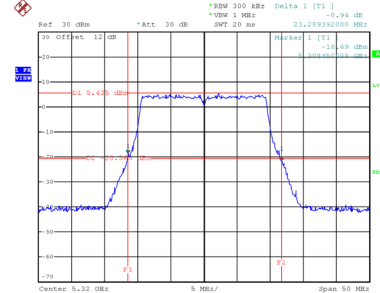
Date: 27_JUN.2024 14:57:34

CH60
26 dB Bandwidth



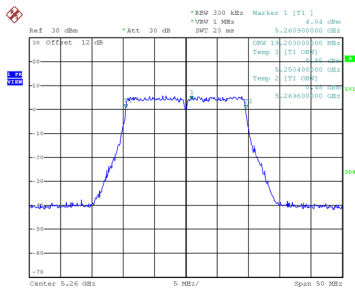
Date: 27_JUN.2024 14:58:40

CH64

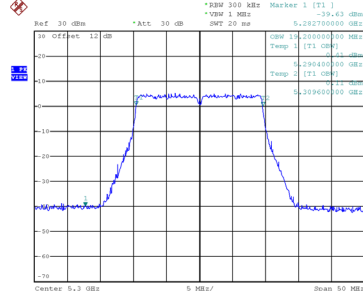


Date: 27_JUN.2024 14:59:17

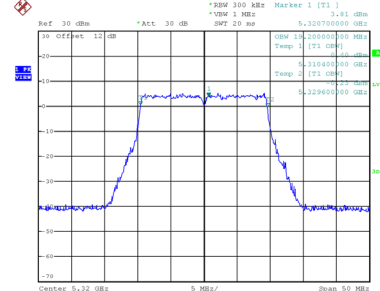
99 % Occupied Bandwidth



Date: 27_JUN.2024 14:57:33



Date: 27_JUN.2024 14:58:20

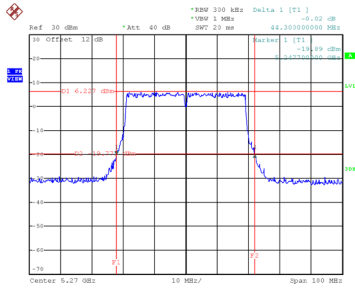


Date: 27_JUN.2024 14:58:57

Test Mode	UNII-2A_TX AX(HE40) Mode
-----------	--------------------------

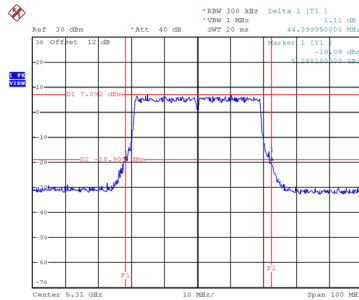
Channel	Frequency (MHz)	26 dB Bandwidth (MHz)	99 % Occupied Bandwidth (MHz)
54	5270	44.300	38.800
62	5310	44.400	38.800

CH54



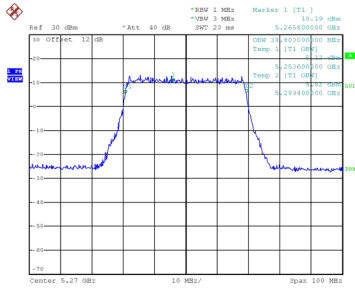
Date: 3.JUL.2024 14:11:34

CH62 26 dB Bandwidth

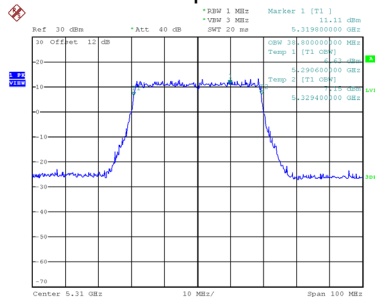


Date: 3.JUL.2024 14:12:24

99 % Occupied Bandwidth



Date: 3.JUL.2024 14:11:09

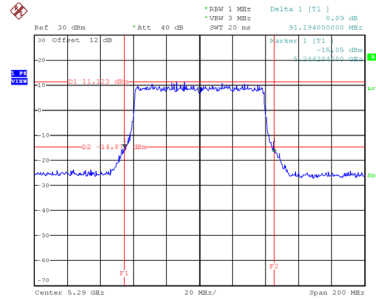


Date: 3.JUL.2024 14:11:53

Test Mode	UNII-2A_TX AX(HE80) Mode
-----------	--------------------------

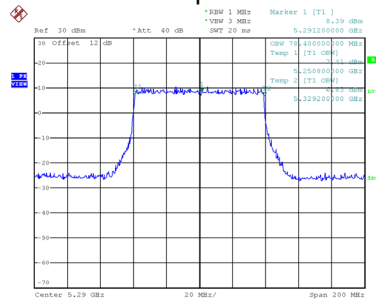
Channel	Frequency (MHz)	26 dB Bandwidth (MHz)	99 % Occupied Bandwidth (MHz)
58	5290	91.194	78.400

CH58 26 dB Bandwidth



Date: 3.JUL.2024 14:19:48

99 % Occupied Bandwidth

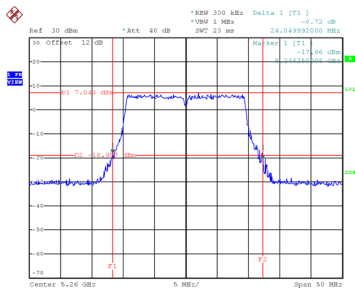


Date: 3.JUL.2024 14:19:15

Test Mode	UNII-2A_TX BE(EHT20) Mode
-----------	---------------------------

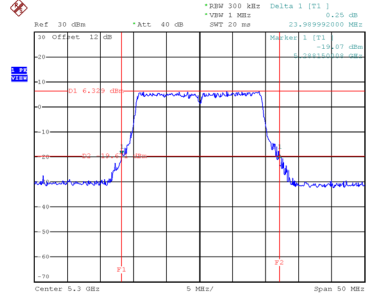
Channel	Frequency (MHz)	26 dB Bandwidth (MHz)	99 % Occupied Bandwidth (MHz)
52	5260	24.050	19.300
60	5300	23.990	19.200
64	5320	23.450	19.300

CH52



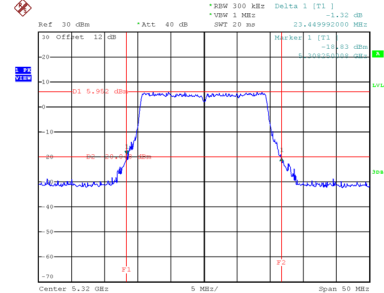
Date: 3.JUL.2024 14:31:13

CH60
26 dB Bandwidth



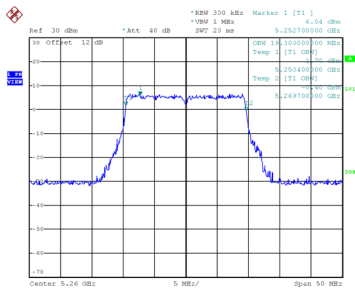
Date: 3.JUL.2024 14:32:02

CH64

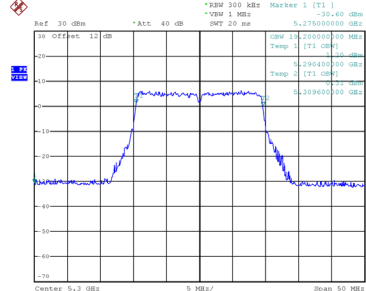


Date: 3.JUL.2024 14:32:47

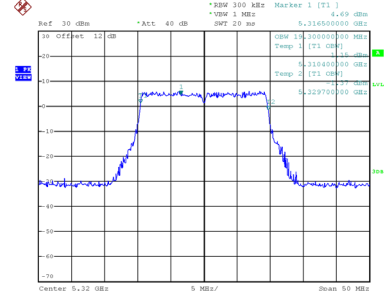
99 % Occupied Bandwidth



Date: 3.JUL.2024 14:30:51



Date: 3.JUL.2024 14:31:40



Date: 3.JUL.2024 14:32:24